

Revised Remedial Investigation / Feasibility Study Report

**View Ridge Plaza
220 Olympic Boulevard
Everett, Washington**

October 31, 2019
Terracon Project No. 81197152

Cleanup Site ID: 12644
Facility Site ID: 20079



Prepared for:
Catalyst Capital Holdings, LLC
Los Angeles, California

Prepared by:
Terracon Consultants, Inc.
Mountlake Terrace, Washington

terracon.com

Terracon

Environmental ■ Facilities ■ Geotechnical ■ Materials

October 31, 2019



Catalyst Capital Holdings, LLC
1800 Avenue of the Stars, Suite 1475
Los Angeles, California 90067

Attn: Mr. Steven Cody
P: (202) 559-6464
E: scody@catalystcap.com


Re: **Revised Remedial Investigation and Feasibility Study Report**
View Ridge Plaza
220 Olympic Boulevard
Everett, Washington
Terracon Project No. 81197152


Dear Mr. Cody,

Terracon Consultants, Inc. (Terracon) is pleased to submit our Revised Remedial Investigation and Feasibility Study Report for the above referenced Site. The services described herein were performed in general accordance with our Proposal for Supplemental Subsurface Investigation and Reporting, dated March 26, 2019; Proposal for Supplemental Subsurface Investigation, dated May 17, 2019; and Proposal for Remedial Investigation/ Feasibility Study Report, and Regulatory Interaction, dated July 12, 2019.


Terracon appreciates this opportunity to provide environmental services to Catalyst Capital Holdings, LLC. Should you have any questions or require additional information, please do not hesitate to contact our office.

Sincerely,
Terracon Consultants, Inc.


Kyle Bennett, G.I.T
Staff Geologist


Matt Wheaton, L.G., P.E.
Principal


Beau Johnson, L.G.
Senior Project Manager



ACRONYMS AND ABBREVIATIONS I

EXECUTIVE SUMMARY III

1.0 INTRODUCTION..... 1

 1.1 General Site Information2

 1.2 Property Use History2

 1.3 Property Utilities.....3

2.0 SITE CHARACTERIZATION..... 3

 2.1 Previous Environmental Investigations.....3

 2.1.1 Site Assessment – Stratum 2014.....3

 2.1.2 Site Assessment – EPI 2014 & 20154

 2.1.3 Site Investigation – Terracon 20156

 2.1.4 Site Investigation – Terracon 20187

 2.2 Supplemental Subsurface Investigations - 2019.....8

 2.2.1 Field Investigation9

 2.3 Site Geology 14

 2.4 Site Hydrogeology..... 15

 2.5 Analytical Results..... 15

 2.5.1 Soil Analytical Results 16

 2.5.2 Groundwater Analytical Results..... 16

 2.5.3 Water Analytical Results..... 16

 2.5.4 Quality Assurance/Quality Control Results 16

 2.5.5 Investigation-Derived Waste..... 17

3.0 CONCEPTUAL SITE MODEL 17

 3.1 Confirmed and Suspected Source Areas 17

 3.2 Chemicals of Concern..... 17

 3.3 Media of Concern..... 18

 3.4 Contaminant Fate and Transport 18

 3.4.1 Transport Mechanism Affecting the Distribution of cVOCs in the Subsurface..... 18

 3.4.2 Environmental Fate of cVOCs in the Subsurface..... 19

 3.5 Exposure Pathways 19

 3.5.1 Soil..... 19

 3.5.2 Groundwater 20

 3.5.3 Soil Vapor and Indoor Air 20

 3.6 Terrestrial Ecological Evaluation 21

 3.7 Conceptual Site Model Summary 21

 3.8 Proposed Cleanup Levels 21

 3.9 Points of Compliance 22

4.0 RI SUMMARY AND CONCLUSIONS..... 23

5.0 FEASIBILITY STUDY 24

 5.1 Feasibility Study Purpose..... 24

 5.2 Remedial Action Objectives 24

 5.3 Remedial Action Alternatives Initial Screening 25

 5.4 Retained Remedial Action Alternatives 26

 5.4.1 Monitored Natural Attenuation 26

 5.4.2 In-Situ Chemical Treatment..... 26

 5.4.3 Remedial Excavation..... 27

 5.4.4 Focused Remedial Excavation with Institutional/Engineering Controls ...29

 5.5 Evaluation of Remedial Action Alternatives..... 29

 5.5.1 Monitored Natural Attenuation 30

 5.5.2 In-Situ Chemical Treatment..... 32

5.5.3	Remedial Excavation.....	34
5.5.4	Focused Soil Excavation with Institutional Controls	36
5.6	Disproportionate Cost Analysis	38
6.0	RECOMMENDED REMEDY	38
7.0	STANDARD OF CARE, SCOPE LIMITATIONS AND RELIANCE	40
7.1.1	Standard of Care.....	40
7.1.2	Additional Scope Limitations.....	40
7.1.3	Reliance	40
8.0	REFERENCES.....	41

Appendix A. Exhibits

- Exhibit 1. Site Location Map
- Exhibit 2. Aerial and Utilities Map
- Exhibit 3. Site Diagram
- Exhibit 3A. Site Diagram with Air Sample Locations
- Exhibit 4. Detailed Site Diagram
- Exhibit 5. Soil Analytical Concentrations Map
- Exhibit 6. Cross-Section A-A'
- Exhibit 7. Cross-Section B-B'
- Exhibit 8. Groundwater Analytical Concentrations Map
- Exhibit 9. Groundwater Flow and Gradient Map April 2019
- Exhibit 10. Groundwater Flow and Gradient Map June 2019
- Exhibit 11. Conceptual Site Model
- Exhibit 12. Proposed Remedial Excavation and Horizontal Injection Wells

Appendix B. Tables

- Table 1. Cumulative Summary of Soil Analytical Results
- Table 2. Cumulative Summary of Groundwater Analytical Results
- Table 3. Cumulative Summary of Soil Vapor Analytical Results
- Table 4. Cumulative Summary of Indoor Air Analytical Results
- Table 5. Cumulative Summary of Groundwater Elevation Data
- Table 6. Site-Specific Remedial Action Technology Screening
- Table 7. Disproportionate Cost Analysis

- Appendix C. Boring and Well Logs
- Appendix D. Laboratory Analytical Reports
- Appendix E. Terrestrial Ecological Evaluation
- Appendix F. Historical Information
- Appendix G. Water Well Logs
- Appendix H. Waste Disposal Documentation

ACRONYMS AND ABBREVIATIONS

ARARs	Applicable, relevant, and appropriate requirements
ASTM	American Society for Testing and Materials
bgs	Below ground surface
BTEX	Benzene, toluene, ethylbenzene, and xylenes
CAP	Cleanup Action Plan
COC	Contaminant/Chemical of Concern
CSCSL	Confirmed and Suspected Contaminated Sites List
CSM	Conceptual Site Model
cVOC	Chlorinated volatile organic compound
cPAH	Carcinogenic polycyclic aromatic hydrocarbon
DCE	1,2-Dichloroethene
DO	Dissolved oxygen
DPT	Direct-push technology
EC	Electrical conductivity
Ecology	Washington State Department of Ecology
EDB	Ethylene Dibromide
EM	electromagnetic
EMMP	Environmental Media Management Plan
EPA	Environmental Protection Agency
EPH	Extractable petroleum hydrocarbons
ESA	Environmental Site Assessment
FS	Feasibility Study
ft/ft	Feet per foot
GPR	Ground-penetrating radar
HSA	Hollow stem auger
IDW	Investigation-derived waste
JEM	Johnson and Ettinger simplified model
µg/L	Microgram per liter
µg/L-air	Microgram per liter - air
mg/kg	Milligram per kilogram
MRL	Method reporting limit
MS/MSD	Matrix spike/matrix spike duplicate

ACRONYMS AND ABBREVIATIONS (CONTINUED)



MTBE	Methyl tertiary-butyl ether
MTCA	Model Toxics Control Act
NAD83	North American Datum of 1983
N.A.V.D. 88	North American Vertical Datum of 1988
ORP	Oxidation-reduction potential
OSHA	Occupational Health and Safety Administration
PAH	Polycyclic aromatic hydrocarbon
PCB	Polychlorinated biphenyl
PCE	Perchloroethylene (also known as tetrachloroethylene)
PID	Photoionization detector
POC	Point of compliance
ppm	Parts per million
PVC	Polyvinyl chloride
QA/QC	Quality assurance/quality control
RAO	Remedial Action Objective
RCW	Revised Code of Washington
RCRA	Resource Conservation and Recovery Act
RECs	Recognized Environmental Conditions
RI	Remedial Investigation
SPT	Standard Penetration Test
SVOC	Semi-Volatile Organic Compound
TCE	Trichloroethylene
TEE	Terrestrial Ecological Evaluation
TEF	Toxicity Equivalent Factor
TOC	Top of casing
TPH	Total petroleum hydrocarbons
UIC	Underground injection control
VC	Vinyl chloride
VCP	Voluntary Cleanup Program
VOC	Volatile organic compound
VISL	Vapor Intrusion Screening Level
VPH	Volatile petroleum hydrocarbons
WAC	Washington State Administrative Code

EXECUTIVE SUMMARY

Terracon has prepared this Remedial Investigation/Feasibility Study Report for the approximately 1.89-acre Site located at 220 Olympic Boulevard, Everett, Washington (Snohomish County Parcel No. 00606200004102). Catalyst Capital Holdings, LLC., is under contract to purchase the partially-vacant Site and is planning to redevelop it. Terracon understands that the redevelopment plan will consist of the demolition of the existing View Ridge Plaza structure and the subsequent construction of a slab on-grade, multi-story, commercial building.

The Site is located at 220 Olympic Boulevard in Everett, Washington, and consists of a 1.89-acre property in Everett, Snohomish County, Washington, which is comprised of Snohomish County tax parcel 00606200004102. The Site is developed with three structures (the View Ridge Plaza main retail center, a fruit stand, and a coffee kiosk) and an asphalt-paved parking area. The View Ridge Plaza building structure is an approximately 22,000 square foot, single-story, slab-on-grade structure. The property was sold in 2016 by the Everett Masonic Cooperation to the Market Place LLC, the current property owner.

The View Ridge Plaza building is mostly vacant and was previously occupied with various commercial retail businesses, including a dry cleaner, restaurant, barber shop, masonic conference hall/lodge, and office spaces. The tenant spaces adjacent to the former dry cleaner space are currently unoccupied. The only tenant spaces currently occupied are the Insurance Agency and the former Head Start tenant space which is used periodically and only for storage. The dry cleaner operated on the western portion of the Site in the southwest portion of the View Ridge Plaza building, from 1960 to 2014. Anecdotal information suggested a spill of tetrachloroethylene (also known as perchloroethylene [PCE]), commonly used as a dry-cleaning fluid, reportedly occurred at the dry cleaner around 1978. Various environmental investigations were conducted in association with the former dry-cleaning facility between October 2013 and June 2018. The investigations included soil, groundwater, soil vapor, and indoor air sampling. Multiple chlorinated volatile organic compounds (cVOCs) were detected in the samples, including PCE and various PCE breakdown products, such as trichloroethylene (TCE), cis-1,2-dichloroethylene (cDCE), trans-1,2-dichloroethylene (tDCE), vinyl chloride (VC), 1,1-dichloroethylene (1,1-DCE), and chloroform.

Specifically, cVOCs have been detected in 11 of the groundwater monitoring wells and/or temporary wells installed at the Site (MW-1, MW-5, SB-1, SB-2, SB-3, DP1, DP2, DP3, B1, B4, and B5) and eight soil borings (HA-1, HA-3, B2, SB-1 through SB-4, and DP-3) at concentrations above the Washington State Model Toxics Control Act (MTCA) Method A or Method B cleanup levels (CUL).

In 2013, limited soil and groundwater sampling around the southwestern exterior of the dry-cleaning tenant space detected PCE in soil and VC in groundwater at concentrations exceeding their respective MTCA Method A CULs. Subsequently, the Site was then listed in the Washington

Revised Remedial Investigation and Feasibility Study

View Ridge Plaza ■ Everett, Washington

October 31, 2019 ■ Terracon Project No. 81187152



Department of Ecology (Ecology) Confirmed and Suspected Contaminated Sites List (CSCSL) database in June 2014 (Cleanup Site ID 12644, Facility Site ID 20079), listed as View Ridge Plaza/Everett Masonic Corporation located at 220 Olympic Boulevard, Everett, Washington.

On October 2014, a limited subsurface investigation was conducted, that included soil and groundwater sampling at the site to further assess the impacts identified by the 2013 investigation. The 2014 investigation detected VC, PCE, TCE, tDCE, 1,1-DCE, and/or cDCE in multiple sub-slab shallow soil and groundwater samples at concentrations exceeding their respective MTCA Method A and/or Method B CULs.

Additionally, sub-slab soil vapor and/or indoor air samples were collected from the site between December 2014 and April 2015. Sub-slab soil vapor and indoor air samples were collected throughout the View Ridge Plaza building. The 2014 and 2015 investigations identified multiple sub-slab vapor and indoor air samples that contained PCE, TCE, cDCE, tDCE, VC, 1,1-DCE, chloroform, and/or benzene at concentrations exceeding the MTCA Sub-Slab Soil Gas Screening Levels and/or MTCA Method B Indoor Air CULs Reasonable Maximum Exposure for a Commercial Facility (RME).

In September 2015, Terracon conducted a limited site investigation, collecting soil, groundwater, and soil vapor samples at the site to further assess the impacts identified by previous investigations associated with the dry-cleaning facility. Terracon's 2015 investigation detected cVOCs in multiple soil, groundwater, and soil vapor samples collected from areas west of the former dry cleaner tenant space, within the former dry cleaner space, within the Masonic Lodge space, and within the barber shop space at concentrations exceeding the respective MTCA Method A and/or Method B CULs, and MTCA screening levels.

Additionally, several soil vapor sample concentrations located in the tenant spaces surrounding the former dry cleaner, were used to calculate theoretical indoor air concentrations. Based on the theoretical indoor air concentration modeling, the predictive indoor air modeling concentrations for PCE, TCE, cDCE, tDCE, VC, and 1,1-DCE were above their respective MTCA Method B indoor air CULs as well as their RME MTCA Method B CUL. These values were above or comparable to the historical indoor air analytical results from previous investigations.

In June 2018, Terracon conducted a limited indoor air quality assessment at the Site throughout the View Ridge Plaza building. Multiple indoor air samples collected from the Site detected PCE, TCE and/or VC at concentrations exceeding their respective MTCA Method B Indoor Air CULs. This assessment indicated that vapor intrusion from known areas of contaminated soil underlying the onsite building was a continuing source of impacts to indoor air at the Site.

Following the investigations and sampling previously completed at the Site, data gaps in contaminant distribution remained for both soil and groundwater. Based on the previous investigations, Terracon prepared and subsequently implemented two supplemental subsurface

investigations (April 2019 and June 2019) at the Site as a part of this RI. The April 2019 and June 2019 investigations included the installation of a total of seven groundwater monitoring wells to assess the extent of cVOCs in soil and groundwater at the Site. Monitoring wells were installed east of the former dry cleaner to assess the extent of impacts in groundwater and soil; southeast of the former dry cleaner to assess deeper groundwater downgradient of the drycleaner; west of the former dry cleaner to assess the extent of impacts in groundwater; north of MW-1 to assess the distribution of impacts in groundwater; north of MW-6 to assess potential impacts moving northeast along the former Dogwood Elm Creek bed. The June 2019 investigation also identified the location of the culvert and off-site sewers and collected upgradient and downgradient water samples from the Dogwood Elm Creek culvert to assess potential creek impacts.

Based on Terracon's April 2019 and June 2019 investigations, cVOCs concentrations in soil and groundwater samples collected from the newly installed monitoring wells (MW-4 through MW-10) did not exceed MTCA Method A cleanup levels. Furthermore, sampling in upgradient and downgradient locations from the Dogwood Elm Creek culvert did not identify detectable concentrations of cVOCs.

In general, Terracon encountered fill material consisting of sand and gravel mixed with clay below the pavement. Brown silt and sand was encountered below the fill followed by tan clay and/or silt to boring termination depths. The clay layer was shallower in the western portion and deeper in the eastern portion of the site. The sand layer varied in thickness from about 2 feet to 8 feet, with the greater thicknesses present on the eastern portion of the site.

Based on the existing soil and groundwater data, it is Terracon's opinion that the Site has been sufficiently characterized. The following is a summary of findings:

- n cVOCs are contaminants of concern (COCs) in soil and groundwater in the western portion of the Site in proximity to the former dry cleaner space.
- n MTCA Method A soil and groundwater cleanup levels have been selected for this project Site. Where a MTCA Method A cleanup level has not been established for a compound, the MTCA Method B cleanup level will be used.
- n The point of compliance (POC) for soil contamination beneath the Site is approximately 15 feet below ground surface (bgs). The POC for groundwater throughout the Site consists of the uppermost level of the saturated zone extending vertically to the lowest most depth that could potentially be affected by the COCs [WAC 173-340-720(8)(b)].

The client intends to remediate the soil and groundwater at the Site, which is localized in the western portion of the Site. Retained remedial alternatives evaluated as part of the FS include monitored natural attenuation, in-situ chemical treatment, focused remedial excavation and remedial backfill amendment, and focused remedial excavation with institutional controls. Terracon recommends a remedial excavation of the soil impacts in the area of concern with a remedial backfill amendment, installation of horizontal slotted injection piping, and post-remedial

Revised Remedial Investigation and Feasibility Study

View Ridge Plaza ■ Everett, Washington

October 31, 2019 ■ Terracon Project No. 81187152



action quarterly groundwater monitoring to achieve Site closure. This recommended remedial approach should not require institutional controls.

The plan for Site cleanup is to include remedial excavation of contaminated soils in the area of the former dry cleaner to approximately 23 feet bgs. Following excavation, a remedial amendment, such as oxygen-release compound (ORC-A®) and horizontal slotted injection piping, will be placed in the excavation prior to backfill. The purpose of the amendment is to continue to break down residual groundwater impacts, if present, within and beyond the extents of the excavation area. If groundwater cleanup is not achieved from the initial cleanup activities and through monitored natural attenuation, in-situ chemical treatment can be implemented through the installed injection wells. This will consist of injecting chemical reduction and anaerobic biodegradation products to break down cVOC impacts to groundwater.

Following implementation of the cleanup actions, Terracon understands that the Site will undergo redevelopment. During earthwork and prior to backfilling the remedial excavation, Terracon proposes to install horizontal slotted remediation piping below the final grade at the southwestern portion of the building and at the former dry cleaner area to allow for future in-situ treatment of the cVOC impacts to groundwater, as warranted. In addition, the existing groundwater monitoring well network will be decommissioned prior to construction if they lie within the new building footprint; however, replacement monitoring wells are proposed within and down-gradient of the proposed injection areas. Upon completing four consecutive quarters of groundwater monitoring results that comply with MTCA Method A cleanup goals, a request for a No Further Action (NFA) determination for the Site will be requested from Ecology.

At this time, this RI/FS is presented to Ecology with a request for opinion that the RI/FS will result in an "NFA Likely" for the Site.

REVISED REMEDIAL INVESTIGATION AND FEASIBILITY STUDY REPORT

View Ridge Plaza
220 Olympic Boulevard
Everett, Washington

Terracon Project No. 81197152
October 31, 2019

1.0 INTRODUCTION

The Site is located at 220 Olympic Boulevard in Everett, Washington, and consists of a 1.89-acre property in Everett, Snohomish County, Washington, which is comprised of Snohomish County tax parcel 00606200004102. The Site is developed with three structures (the main retail center, a produce market, and a coffee kiosk) and an asphalt-paved parking area. The View Ridge Plaza building structure is an approximately 22,000 square foot, single-story, slab-on-grade structure. The main retail center is currently unoccupied. The Site, as defined by Ecology, is the area where contamination has come to be located and can consist of a portion or all of one tax parcel or portions or all of multiple tax parcels. The property elevation ranges from approximately 310 to 290 feet above mean sea level, with an inward slope and a general gradient towards the northeast. A Site Location Map is included as Exhibit 1, an Aerial and Utility Map is included as Exhibit 2, and Site Diagrams are included as Exhibit 3/3A in Appendix A.

The Site is adjoined to the north by residential apartments and single-family residents followed by 45th Street Southwest. The Site is adjoined to the east by Olympic Boulevard followed by South Everett Neighborhood Center, Our Saviors Lutheran Preschool, and single-family residents. The Site is adjoined to the south by a 76-branded fuel station and West Mukilteo Boulevard followed by a Brown Bear Car Wash, a church, single-family residents, and View Ridge Dental Center. Elm Street followed by single-family residents border the Site to the west.

Catalyst Capital Holdings, LLC., is under contract to purchase the property and intends to redevelop the property. Terracon understands that the redevelopment plan will consist of the demolition of the existing View Ridge Plaza structure and the subsequent construction of a slab on-grade, multi-story, commercial building.

1.1 General Site Information

The Site is listed in Ecology's files as the following:

Site Name: View Ridge Plaza

Cleanup Site ID: 12644

Facility Site ID: 20079

The Revised RI and FS were prepared by Terracon Consultants, Inc. (Terracon) at the request of our client. Site contact information is as follows:

Property owner/ Property contact:	Catalyst Capital Holdings, LLC. Mr. Steven Cody Email: scody@catalystcap.com
--------------------------------------	---

Consultant: Consultant contact:	Terracon Consultants, Inc. Beau Johnson, L.G. 21905 64 th Avenue West, Suite 100 Mountlake Terrace, WA 98043 Phone: (425) 771-3304 Email: beau.johnson@terracon.com
------------------------------------	--

Terracon's client: Terracon's client contact:	Catalyst Capital Holdings, LLC. Mr. Steven Cody 1800 Avenue of the Stars, Suite 1475 Los Angeles, California 90067 Email: scody@catalystcap.com
--	--

1.2 Property Use History

According to reports provided by the client, the Site was first developed in 1959, and was originally operated as a supermarket and pharmacy. By the 1960s, a laundromat/dry cleaner, eventually replaced by a dry-cleaning only facility, was present in the southwest corner of the View Ridge Plaza building, the main retail center building (main building), and addressed as 220 Olympic Boulevard. Various dry-cleaning operations have reportedly occupied this tenant space from the 1960s until February 2015, when Olympic Cleaners ceased operations and vacated the building along with several other tenants. The property was sold in 2016 by the Everett Masonic Cooperation to the Market Place LLC, the current property owner.

The View Ridge Plaza building is mostly vacant and was previously occupied with various commercial retail businesses, including a dry cleaner, restaurant, barber shop, mason's masonic conference hall/lodge, and office spaces. The tenant spaces adjacent to the former dry cleaner

space are currently unoccupied. The only tenant spaces currently occupied are the Insurance Agency and the former Head Start tenant space which is used periodically and only for storage. The approximate locations of historical on-property structures are depicted in Exhibit 2, Appendix A.

1.3 Property Utilities

The previous property structures were improved with underground telecommunications, potable water supply, electrical, natural gas, storm sewer, and sanitary sewer utilities (see Exhibit 2). A portion of the Dogwood Elm Creek is channelized through a 24-inch diameter culvert which transects through the Site from the south, bending to the western portion of the site, and drains towards the northeast.

2.0 SITE CHARACTERIZATION

2.1 Previous Environmental Investigations

Prior to Terracon's involvement, various environmental investigations were conducted in association with the former dry-cleaning facility between October 2013 and May 2015. The investigations have reportedly included soil, groundwater, soil vapor, and indoor air sampling. Several VOCs were detected in various samples, including PCE and various PCE breakdown products, such as trichloroethylene (TCE), cis-1,2-dichloroethylene (cDCE), trans-1,2-dichloroethylene (tDCE), vinyl chloride (VC), 1,1-dichloroethylene (1,1-DCE), and chloroform.

2.1.1 Site Assessment – Stratum 2014

Specifically, Stratum Group (Stratum) conducted a limited soil and groundwater investigation at the Site in October 2013 to determine if the site was impacted by the adjacent 76 Gas Station and/or the use of the Site as a dry cleaner since approximately 1960 (Stratum, 2013/2014). The investigation consisted of sampling three existing monitoring wells (MW-A, MW-B, and MW-C) surrounding the 76 Gas Station; and the installation of five soil borings (B1 through B5) to a maximum depth of 20 feet below ground surface (bgs) on the southwestern exterior of the dry-cleaning tenant space.

The 2013 investigation indicated that groundwater was not impacted by releases from the adjacent 76 Gas Station at the three existing monitoring wells. Soil and groundwater samples collected from the borings were analyzed for cVOCs by EPA method 8260, compounds typically associated with dry cleaning processes. Limited soil and groundwater sampling around the southwestern exterior of the dry-cleaning tenant space detected PCE in soil and VC in groundwater at concentrations exceeding their respective MTCA Method A CULs. Specifically, one soil sample (B2-9) collected from B2 at 9 feet bgs contained multiple cVOCs above laboratory MRLs and PCE at a concentration of 0.630 mg/kg, exceeding the MTCA Method A CUL of 0.05

mg/kg. PCE was also detected in the B2 20-foot-bgs interval at a concentration of 0.022 mg/kg. Soil was not sampled at surrounding boring locations (B5) or samples were only collected at shallow soil intervals that were inadequate to delineate the horizontal or vertical extent of the PCE-impacted soil at B2. Soil and groundwater sample locations are included on Exhibit 3 of Appendix A. Soil and groundwater analytical results are included in Table 1 and Table 2 of Appendix B, respectively.

Groundwater impacts, specifically VC, which is a breakdown product of PCE, was detected in three borings in what Stratum described as a thin discontinuous shallow perched aquifer. The groundwater samples collected from borings B1, B4, and B5 had detected VC concentrations of 0.67 µg/L, 0.98 µg/L, and 0.28 µg/L, respectively; these concentrations exceed the MTCA Method A CUL of 0.2 µg/L for VC.

The site was then listed in the Washington Department of Ecology (Ecology) Confirmed and Suspected Contaminated Sites List (CSCSL) database in June 2014 (Cleanup Site ID 12644, Facility Site ID 20079), listed as View Ridge Plaza/Everett Masonic Corporation located at 220 Olympic Boulevard, Everett, Washington.

2.1.2 Site Assessment – EPI 2014 & 2015

On October 2014, Environmental Partners Inc., (EPI) conducted a limited subsurface investigation, collecting soil, groundwater, sub-slab soil vapor, and indoor air samples at the site to further delineate the impacts identified by Stratum (EPI, 2014). Eleven soil boings (SB-1 through SB-8 and HA-1 through HA-3) were advanced to depths ranging from 4 to 16 feet bgs at the west and south exterior of the dry-cleaning tenant and below the concrete slab inside the dry-cleaning tenant space. Three temporary groundwater monitoring wells (SB-1, SB-3, and SB-6) and three permanent monitoring wells (SB-2, SB-4, and SB-8, renamed to MW-1, MW-2, and MW-3) were installed and sampled. Soil and groundwater sample locations are included on Exhibit 3 of Appendix A. Soil and groundwater analytical results are included in Table 1 and Table 2 of Appendix B, respectively.

Soil and groundwater samples were collected from the borings and analyzed for cVOCs by EPA method 8260. The 2014 investigation detected VC, PCE, TCE, tDCE, 1,1-DCE, and/or cDCE in multiple sub-slab shallow soil samples (HA-1 and HA-3) collected from the Site. Specifically, PCE concentrations ranged from 4.8 mg/kg at HA-1 at one-foot bgs to 1.6 mg/kg at HA-3 at one-foot bgs; TCE concentrations ranged from 0.063 mg/kg at HA-1 at four-foot bgs to 0.2 mg/kg at HA-3 at one-foot bgs; and a cDCE concentration of 15,000 mg/kg at HA-3 at four feet bgs, exceeding their respective MTCA Method A and/or B CUL. Groundwater samples collected from MW-1 contained VC at a concentration 0.33 µg/L, exceeding the MTCA Method B CUL. The remaining soil and groundwater samples did not exceed laboratory MRLs or their respective MTCA CULs.

Additionally, EPI collected three sub-slab soil vapor samples (SSV-1 through SSV-3) and eight indoor air samples (IA-1 through IA-8) throughout the View Ridge Plaza building and two indoor

air background locations, between December 2014 and January 2015 (EPI, 2014/2015). Sub-slab soil vapor and indoor air samples were collected in the View Ridge Plaza building from the following former tenant spaces: Olympic Dry Cleaners, Barber Shop, Insurance Agency, Head Start, four locations within the Masonic Lodge space, and outside the building for background locations. The sub-slab soil vapor and indoor air samples were analyzed for VOCs by EPA Method TO-15 SIM. Sub-slab soil vapor concentrations were compared to MTCA Sub-Slab Soil Gas Screening Levels and indoor air concentrations were compared to the calculated Site-specific MTCA Method B CUL Reasonable Maximum Exposure for a Commercial Facility (RME). Sub-slab soil vapor and indoor air sample locations are included on Exhibit 3A of Appendix A. Sub-slab soil vapor and indoor air analytical results are included in Table 3 and Table 4 of Appendix B.

The 2014 and 2015 EPI investigations identified that three sub-slab vapor and six indoor air samples contained PCE, TCE, cDCE, tDCE, VC, 1,1-DCE, chloroform, and/or benzene at concentrations exceeding their respective MTCA screening levels and/or CULs. Benzene was detected in all indoor air and background samples. Benzene concentrations exceed the MTCA Method B CUL adjusted for RME in only one sample, IA-4 from the Head Start tenant space, which is currently used as a commercial kitchen. Benzene is found in fuels, car exhaust, and various household products, but it is not a component or breakdown product of dry-cleaning solvents. The elevated benzene concentration in the sample from the Head Start is likely from products typically used in a commercial kitchen, most notably stainless-steel cleaning products and aerosol insecticides, which contain petroleum distillates.

The test results in January 2015 demonstrated that indoor air at the Site contained concentrations of dry cleaner related chemicals that exceeded the MTCA Method indoor air CULs for air adjusted for an RME appropriate for a commercial facility. At that time, EPI concluded that residual dry-cleaning solvents were off-gassing from clothes being stored at the facility as well as dry cleaning solvent vapors that permeated into porous building materials, could be partially responsible for the elevated indoor air concentrations. On April 2015, EPI installed commercial fans, ceiling fans, and open doors, to aerate and blow outside air into the dry-cleaning facility. The View Ridge Plaza building was flushed and vented with fresh air for 30 days prior to EPI returning to the Site to collect an additional round of indoor air samples. EPI collected seven indoor air samples and one background sample from similar locations previously sampled.

The April 2015 indoor air investigation demonstrated improvements in the indoor air sampling results in the former dry cleaner tenant space, however six of the indoor air sample concentrations remained above the MTCA Method B Indoor Air CUL RME for PCE. This finding indicated that vapor intrusion from known areas of contaminated soil underlying the onsite building was a continuing source of impacts to indoor air at the Site.

2.1.3 Site Investigation – Terracon 2015

In September 2015, Terracon conducted a limited site investigation, collecting soil, groundwater, and sub-slab soil vapor samples at the site to further delineate the impacts identified by Stratum and EPI associated with the dry-cleaning facility (Terracon, 2015/2015a). A total of 11 soil borings were advanced west of the former dry cleaner tenant space (DP-1 through DP-3), within the former dry cleaner space (SB-1 through SB-5), within the Masonic Lodge (SB-6 and SB-7) space, and within the barber shop space (SB-8). Soil borings depths ranged from 4 to 24 feet bgs. Six temporary groundwater monitoring wells (DP-1 through DP-3 and SB-1 through SB-3) were sampled and six existing groundwater monitoring wells (MW-1 through MW-3 and MW-A through MW-B) were sampled. Soil and groundwater samples were collected from the borings and analyzed for VOCs by EPA Method 8260B. Soil and groundwater, and sub-slab soil vapor sample locations are included on Exhibit 3 and Exhibit 3A of Appendix A, respectively. Soil and groundwater analytical results are included in Table 1 and Table 2 of Appendix B, respectively. Sub-slab soil vapor analytical results are included in Table 3 of Appendix B.

Terracon's 2015 investigation detected cVOCs in the soil samples collected from all borings except DP-2. Specifically, PCE was detected at concentrations ranging from 0.064 to 8,400 mg/kg in the soil samples collected from borings DP-3 and SB-1 through SB-4 at depths ranging from approximately 1 to 22.5 feet bgs, which exceed the MTCA Method A CUL of 0.05 mg/kg; TCE was detected at concentrations ranging from 0.031 to 140 mg/kg in the soil samples collected from borings DP-1/DP-1A, DP-3, and SB-1 through SB-4 at depths ranging from approximately 1 to 15.5 feet bgs, which exceed the MTCA Method A CUL of 0.03 mg/kg; Benzene was detected at a concentration of 0.043 mg/kg in the soil sample collected from boring SB-1 at approximately 7.5 feet bgs, which exceeds the MTCA Method A CUL of 0.03 mg/kg. The source of the benzene in soil is unknown and was determined to be anomalous. All other soil sample results were either below the laboratory MRLs or were below the MTCA Method A or MTCA Method B CULs.

The estimated area of soil impacts exceeding MTCA CULs appears to be confined to the former dry cleaner tenant space, and an area to the west of the former dry cleaner space. The calculated volume of impacted soil, based on the results from the investigation and historical site investigations, is approximately 60 feet by 70 feet, with an average depth of up to 20 feet bgs (84,000 cubic feet, or approximately 3,100 cubic yards). A Detailed Site Diagram and cross-sections depicting the area with documented cVOCs are included on Exhibit 4, Exhibit 5, Exhibit 6, and Exhibit 7 of Appendix A, respectively.

Chlorinated solvents were detected in the groundwater samples collected from existing monitoring well MW-1 and the temporary monitoring wells installed in borings SB-1 through SB-3 and DP-1 through DP-3. Specifically, PCE was detected at concentrations ranging from 21 to 24,000 µg/L in the groundwater samples collected from the temporary monitoring wells installed in borings SB-3 and DP-1 through DP-3, which exceed the MTCA Method A CUL of 5 µg/L; TCE was detected at concentrations ranging from 42 to 2,100 µg/L in the groundwater samples collected from the temporary monitoring wells installed in borings SB-2, SB-3, and DP-1 through DP-3, which exceed

the MTCA Method A CUL of 5 µg/L; cDCE was detected at concentrations ranging from 54 to 13,000 µg/L in the groundwater samples collected from the temporary monitoring wells installed in borings SB-1 through SB-3, DP-1, and DP-3, which exceed the MTCA Method B CUL of 16 µg/L; VC was detected at concentrations ranging from 0.46 to 830 µg/L in the groundwater samples collected from existing monitoring well MW-1, and from the temporary monitoring wells installed in borings SB-1 through SB-3 and DP-1 through DP-3, which exceed the MTCA Method A CUL of 0.20 µg/L. All other groundwater sample results were either below the laboratory MRLs or were below the MTCA Method A or MTCA Method B CULs.

The estimated area of groundwater impacts exceeding the MTCA CULs appears to be confined to the former dry cleaner tenant space, and the area to the west of the former dry cleaner space. Shallow groundwater appears to be confined to thin, discontinuous lenses of sand and silty sand.

Additionally, Terracon installed and sampled eight sub-slab soil vapor points (VP-1 through VP-8) and four soil vapor probes (DP-4 through DP-7) inside and around the dry cleaner's space and main building. Soil vapor samples were collected and analyzed for VOCs by EPA Method 8260. VOCs were detected in the soil vapor samples collected from all vapor sampling points except for DP-4 and DP-5, including PCE (250 to 660,000 micrograms per cubic meter [µg/m³]), TCE (1,500 to 50,000 µg/m³), cDCE (1,300 to 100,000 µg/m³), tDCE (0.18 to 1,700 µg/m³), VC (93 to 1,600 µg/m³), 1,1-DCE (460 to 1,000 µg/m³), 1,1,1-trichloroethane (TCA) (410 to 590 µg/m³), and chloroform (270 to 280 µg/m³). All other soil vapor sample results were either below the analytical laboratory MRLs, or below their respective Ecology screening levels.

The highest PCE and TCE concentrations were reported for the soil vapor sample collected from vapor point VP-3, located in the northeast portion of the former dry cleaner space. The PCE, TCE, cDCE, tDCE, VC, and 1,1-DCE soil vapor sample concentrations from VP-3 were used to calculate theoretical indoor air concentrations for the overlying building. In addition to the VP-3 soil vapor calculations, the PCE, TCE, VC, and/or 1,1-DCE soil vapor concentrations for VP-2 and VP-6 through VP-8, located in the tenant spaces surrounding the former dry cleaner, were used to calculate theoretical indoor air concentrations. Based on the theoretical indoor air concentration modeling, the predictive indoor air modeling concentrations for PCE, TCE, cDCE, tDCE, VC, and 1,1-DCE were above their respective MTCA Method B indoor air CULs as well as their RME MTCA Method B CUL. These values were above or comparable to the historical indoor air analytical results reported by EPI.

2.1.4 Site Investigation – Terracon 2018

In June 2018, Terracon conducted a limited indoor air quality assessment at the Site which consisted of collecting eight indoor air samples and three ambient air/background samples (Terracon, 2018). Indoor air samples were analyzed for VOCs by EPA Method TO-15 SIM. Three indoor air samples collected from the Head Start storage room, and the east and west ends of the dry cleaner space detected PCE, TCE and/or VC at concentrations exceeding their respective

MTCA Method B Indoor Air CULs. This assessment indicated that vapor intrusion from known areas of contaminated soil underlying the onsite building was a continuing source of impacts to indoor air at the Site. Indoor air sample locations are included on Exhibit 3A of Appendix A, and indoor air analytical results are included in Table 4 of Appendix B.

Following the investigations and sampling previously completed at the Site, data gaps in contaminant distribution remained for both soil and groundwater. Based on the previous investigations, Terracon prepared and subsequently implemented two supplemental subsurface investigations (April 2019 and June 2019) at the Site as a part of this RI, further detailed in Section 2.2. The April 2019 investigation installed groundwater monitoring wells MW-4 and MW-5 which were intended to assess the extent of cVOCs west of the Site; monitoring well MW-6 was installed east of the former dry cleaner, east of the main building, to assess eastern impacts; and monitoring well MW-7 was advanced southeast of the former dry cleaner to assess deeper groundwater to assess the vertical distribution of cVOCs in groundwater. The June 2019 investigation installed monitoring well MW-8 west of the former dry cleaner and south of MW-5 to further assess the horizontal distribution of the identified impacts in groundwater; monitoring well MW-9 was advanced west of the former dry cleaner and north of MW-1 to further assess the horizontal distribution of the identified impacts in groundwater; and monitoring well MW-10 was installed north of MW-6 to assess potential impacts moving northeast along the former Dogwood Elm Creek bed. The June 2019 investigation also identified the location of the culvert and off-site sewers and collected upgradient and downgradient water samples from the Dogwood Elm Creek culvert to assess potential creek impacts.

2.2 Supplemental Subsurface Investigations - 2019

Terracon conducted additional investigation activities to further characterize the Site for preparation of this RI and evaluate cleanup alternatives for preparation of this FS.

Terracon's scope of services included completion of the following tasks:

- § Perform pre-mobilization activities including public and private underground utility clearances and preparation of a site-specific health and safety plan;
- § Advance seven soil borings and collect soil samples from each boring;
- § Install seven permanent groundwater monitoring wells in the borings and collect groundwater samples from each well;
- § Collect groundwater samples from the six existing on-Site groundwater monitoring wells;
- § Collect two water samples from the Dogwood Elm Creek culvert system;
- § Complete laboratory analyses of soil, groundwater, and water; and
- § Coordinate off-site disposal of IDW.

2.2.1 Field Investigation

Terracon has a commitment to the safety of all its employees. As such, and in accordance with our *Incident and Injury Free*® safety goals, Terracon conducted the fieldwork under a site-specific health and safety plan developed for this project. Work was performed using the Occupational Safety and Health Administration (OSHA) Level D work attire consisting of hard hats, safety glasses, protective gloves, and protective boots. In an effort to locate underground utilities in the work area, Terracon contacted the Washington State Utility Notification Center to arrange for public underground utility clearance at the site. In addition, a private utility location service was subcontracted by Terracon to identify the locations and depths of the various utilities located near the proposed borings.

2.2.1.1 April 2019 Supplemental Subsurface Investigation

On April 25, 2019, a Terracon representative mobilized to the site with a subcontracted geophysical professional to perform the geophysical survey in areas of the proposed soil borings MW-4 through MW-7. The subcontractor utilized ground-penetrating radar (GPR) and electromagnetic (EM) methods to perform the survey. The purpose of the survey was to identify the approximate locations of possible underground utilities and anomalies. The geophysical survey consisted of scanning the areas of interest first with an EM instrument followed by a GPR scan to further evaluate EM anomalies, if present. The geophysical survey identified numerous underground utilities, and the boring locations were adjusted accordingly. The geophysical survey did not identify underground anomalies indicative of underground storage tanks and/or associated ancillary equipment. The underground site utilities are depicted on Exhibit 2 of Appendix A.

Field activities were performed in three locations in the vicinity of the former on-site dry cleaner facility. Installation of groundwater monitoring wells MW-4 and MW-5 were intended to assess the off-site extent of cVOCs west of the property. Monitoring well MW-6 was installed east of the former dry cleaner to assess the eastern extent of impacts. Monitoring well MW-7 was installed southeast of the former dry cleaner to assess deeper groundwater to assess the vertical distribution of cVOCs in groundwater. Monitoring well boring locations relative to site features are depicted on Exhibit 2 and Exhibit 3 of Appendix A.

On April 25 and April 26, 2019, a Terracon field representative oversaw the drilling of soil borings identified as MW-4 through MW-7. Borings MW-4 through MW-6 were advanced to depths of approximately 20 feet bgs and boring MW-7 was advanced to approximately 45 feet bgs.

Borings MW-4 through MW-7 were converted to permanent groundwater monitoring wells. The groundwater monitoring wells were constructed with the following materials:

- n Monitoring wells MW-4, MW-6, and MW-7 were constructed with 10 feet of 2-inch diameter, 0.010-inch machine slotted poly-vinyl chloride (PVC) well screen with a threaded bottom cap;
- n Monitoring well MW-5 was constructed with 15 feet of 2-inch diameter, 0.010-inch machine slotted poly-vinyl chloride (PVC) well screen with a threaded bottom cap;
- n A 2-inch diameter, threaded, flush-joint PVC riser pipe to surface;
- n Pre-sieved 10/20 grade silica sand for annular sand pack around the well screen from the bottom of the boring to approximately two-feet above the top of the well screen interval and overlain by hydrated bentonite chips and concrete; and
- n A lockable plug secured with a ground surface flush monument plate.

In order to install a permanent groundwater monitoring well in MW-7, the soil boring was over-drilled using solid stem auger techniques.

At the time of drilling, groundwater was observed in the soil borings at depths of approximately 2.69 to 9.29 feet bgs. At the time of drilling, groundwater was not observed in MW-7.

At the time of well completion, monitoring wells MW-4 through MW-6 were developed by surging with a decontaminated electric down-hole submersible pump in an effort to remove turbid groundwater. Approximately 2- to 5- gallons of development water was removed from each well before groundwater appeared relatively free of sediment. Monitoring well MW-7 did contain groundwater for developing or sampling, the well was considered dry.

Following the installation of the groundwater monitoring wells, in order to establish the groundwater gradient, Terracon subcontracted a professional survey crew that surveyed the top-of-casing (TOC) elevations of each groundwater monitoring well, MW-1 through MW-7 and MW-A through MW-C.

After waiting a minimum of 48 hours to allow the recently developed wells to equilibrate to surrounding aquifer conditions, a Terracon field representative returned to the site on April 29, 2019 to collect groundwater measurements from monitoring wells MW-A, MW-B, MW-C, and MW-1 through MW-7. At the time of groundwater monitoring activities, groundwater was not observed in MW-7 and was dry, therefore a groundwater measurement was not collected from MW-7.

Measured depth to water in the wells on April 29, 2019 ranged from 2.69 feet below TOC at groundwater monitoring well MW-4 to 9.29 feet below TOC at groundwater monitoring well MW-6. Based on depth to water measurements and well survey data, the groundwater elevations at the monitoring wells ranged from 292.55 feet at monitoring MW-3 to 304.71 feet at monitoring well MW-C. Groundwater measurements are included in Table 5 of Appendix B. A groundwater flow direction contour and gradient map is included as Exhibit 9 of Appendix A.

2.2.1.2 June 2019 Supplemental Subsurface Investigation

On June 5, 2019, a Terracon field representative mobilized to the site with a subcontracted geophysical professional to perform the geophysical survey in areas of the additional proposed soil borings MW-8 through MW-10. The subcontractor utilized electromagnetic (EM) methods to perform the survey. The geophysical survey did not identify underground utilities in the areas of the proposed soil borings. The geophysical survey did not identify underground anomalies indicative of underground storage tanks and/or associated ancillary equipment.

Field activities were performed in three locations in the vicinity of the former on-site dry cleaner facility. Installation of groundwater monitoring wells MW-8 and MW-9 were intended to further assess the horizontal distribution of the identified cVOC impacts in groundwater in at the Site. Monitoring well MW-10 was installed northeast of the former dry cleaner to assess the eastern extent of impacts and potential impacts migrating northeast along Dogwood Elm Creek.

Monitoring well boring locations relative to site features are depicted on Exhibit 2 and Exhibit 3 of Appendix A.

Terracon oversaw the drilling of the three soil borings, identified as MW-8 through MW-10. Borings MW-8 through MW-10 were advanced to depths of approximately 20 feet bgs.

Borings MW-8 through MW-10 were converted to permanent groundwater monitoring wells. The monitoring well locations are included in Appendix A, Exhibit 2. The groundwater monitoring wells were constructed with the following materials:

- n Monitoring wells MW-8, MW-9, and MW-10 were constructed with 15 feet of 2-inch diameter, 0.010-inch machine slotted poly-vinyl chloride (PVC) well screen with a threaded bottom cap;
- n A 2-inch diameter, threaded, flush-joint PVC riser pipe to surface;
- n Pre-sieved 10/20 grade silica sand for annular sand pack around the well screen from the bottom of the boring to approximately two-feet above the top of the well screen interval and overlain by hydrated bentonite chips and concrete; and
- n A lockable plug secured with a ground surface flush monument plate.

At the time of drilling, groundwater was observed in the soil borings at depths of approximately 3 to 5 feet bgs.

At the time of well completion, monitoring wells MW-8 through MW-10 were developed by surging with a decontaminated electric down-hole submersible pump in an effort to remove turbid groundwater. Approximately 6 gallons of development water was removed from each well before groundwater appeared relatively free of sediment and/or was pumped dry.

Following the installation of the groundwater monitoring wells, in order to establish the groundwater gradient, Terracon subcontracted a professional survey crew that surveyed the TOC elevations of each groundwater monitoring well, MW-8 through MW-10.

After waiting a minimum of 48 hours to allow the recently developed wells to equilibrate to surrounding aquifer conditions, a Terracon field representative returned to the site on June 13, 2019 to gauge depth to water in all 13 Site monitoring wells and to collect groundwater samples from monitoring wells MW-4, MW-5, and MW-8 through MW-10.

Measured depth to water in the wells ranged from 2.71 feet below TOC at groundwater monitoring well MW-8 to 10.00 feet below TOC at groundwater monitoring well MW-A. Based on depth to water measurements and well survey data, monitoring well groundwater elevations ranged from 292.46 feet at monitoring MW-3 to 304.44 feet at monitoring well MW-C. Based on groundwater level measurements collected during Terracon's groundwater sampling event, groundwater flow direction at the site is generally to the northeast.

Groundwater measurements are included in Table 5 of Appendix B. A groundwater flow contour and gradient map is included as Exhibit 10 of Appendix A.

2.2.1.3 Dogwood Elm Creek Culvert Investigation

Terracon obtained utility maps from the City of Everett and identified that a portion of Dogwood Elm Creek is channelized through a 24-inch culvert pipe, approximately 12 feet below ground surface, and flows through the site. The creek flows from the south to the north, flowing from the south-central portion of the site, underneath the on-site building and flowing off site in the northeast corner of the site where it is discharged from the pipe. On April 25, 2019, a Terracon field representative inspected and confirmed the culvert pipe's location and depth. The site utilities are depicted on Exhibit 2 of Appendix A.

In order to evaluate the possible contaminant migration through groundwater within the piped on-site portion of Dogwood Elm Creek, Terracon mobilized to the Site on June 5, 2019 to collect one up-stream and one down-stream grab water sample. The up-stream sample, identified as Culvert In, was collected from a storm drain manhole access across West Mukilteo Boulevard, located across the south-central property boundary. The down-stream sample, identified as Culvert Out, was collected from the Dogwood Elm Creek's culvert discharge point located in a ravine northeast of the property at 215 West Mukilteo Boulevard. The culvert sample locations are included on Exhibit 3 of Appendix A.

Grab water samples were collected using an extendable pole with a decontaminated dip cup attached to the end. The cup was submerged into the center of the flowing water. Once the cup contained sufficient water for sampling, the cup was brought to the surface and the water was placed directly into laboratory-supplied glassware.

2.2.1.4 Supplemental Subsurface Investigations - Soil Sampling

Borings MW-4 through MW-10 were advanced by Anderson Environmental Company, a Washington State-licensed driller, using a limited access track mounted direct-push and auger combination drill rig. The soil borings were advanced using a direct-push sampler equipped with disposable acetate sample sleeves. Throughout the drilling operation, soil samples were obtained continuously (to the extent practical) from five-foot long pushes driven into the ground. The steel sampling tube was extracted from the hole and the liners were removed and split open. Non-disposable sampling equipment was cleaned using a non-phosphate soap wash and potable water rinse prior to the beginning of the project and before collecting each soil sample.

Terracon field-screened soil samples for organic vapors using a calibrated photoionization detector (PID). This device provides a direct reading in parts per million (ppm) isobutylene equivalents. Upon removal of the sampler from the borehole, Terracon placed a portion of each sample in a sealable plastic bag. After a stabilization period, Terracon screened the headspace above the soil using the PID. In addition, select soils were field-screened by a sheen test by placing soil into a shallow bowl of water and observing to see if a sheen formed on the water's surface.

PID readings were not detected above 2.6 parts per million (ppm) in soil collected from borings MW-4 through MW-10. Furthermore, sheens or other indications of possible chemical impacts were not noted in any of the soils and/or the well development and purge water collected from the permanent groundwater monitoring wells. The field screening results are summarized on the boring logs in Appendix C.

A field log of each boring was maintained, including the thickness and depth of each soil unit encountered and the depth to the uppermost water table. Soil samples were observed to document soil lithology, color, and moisture content. Soils were logged in general accordance with American Society for Testing and Materials (ASTM) Practice Designation D-2488, *Standard Practice for Description of Soils (Visual-Manual Procedure)*. Exploration logs are included in Appendix C. The boring logs also include the field screening results for each soil boring.

In the absence of field indications, soil samples were collected from the depth interval most likely to be impacted, change in lithology, from the upper soil zone, and/or the capillary fringe. A total of seven soil samples, one each from borings MW-4 through MW-10 were collected and submitted for laboratory analysis. Additional collected soil samples were placed on hold and submitted to the laboratory. Soil samples were extracted by hand using disposable gloves and placed directly into laboratory-supplied glassware. The borings and respective sample intervals requested for analysis are presented on Table 1 of Appendix B.

Each sample container was labeled with the project number, date, time, boring number, and sample number. Sample containers were placed in a chilled cooler immediately after sampling, and subsequently transported to ALS Environmental Laboratory, a Washington State-accredited laboratory, under standard chain-of-custody procedures.

2.2.1.5 Supplemental Subsurface Investigations - Groundwater Sampling

Prior to sample collection, all monitoring wells were opened and exposed to surficial atmospheric conditions and static groundwater elevations were measured from the TOC. The water level probe was decontaminated using a non-phosphate soap wash and distilled water rinse before use in each well. Groundwater measurements are included in Table 5 of Appendix B. Groundwater flow direction and gradient are depicted on Exhibits 9 and Exhibit 10 of Appendix A.

Groundwater samples were collected using a peristaltic pump and dedicated tubing. Prior to sample collection, each well was purged at a low flow rate of approximately 250 milliliters per minute (mL/min). During the purging process, groundwater quality parameters including temperature, electrical conductivity (EC), pH, turbidity, dissolved oxygen (DO), and oxidation-reduction potential (ORP) were measured at regular intervals using a Horiba U-22 or equivalent water quality meter. Purging was considered complete when three consecutive readings for EC, pH, turbidity, DO, and ORP were observed within 10% of one-another.

With the exception of MW-7, as groundwater was not encountered in MW-7, one groundwater sample was collected from each of the new permanent monitoring wells and six existing on-property groundwater monitoring wells, using disposable tubing and a peristaltic pump maintaining the low flow rate. Sample tubing was placed within the screened interval of the well during sample collection. The well identification and samples requested for analysis are presented on Table 2 of Appendix B.

The sample containers were labeled with the project number, date, time, and sample number and placed in a chilled cooler immediately after sampling. The sample containers were subsequently transported to ALS Environmental Lab, a Washington state-certified laboratory, under strict chain-of-custody procedures.

2.3 Site Geology

According to the *Geologic Map of Everett 7.5 Minute Quadrangle, Washington* the area generally consists of glacial till and glacial outwash deposits. The glacial till deposits are mapped along the majority of the property and consists of non-sorted and non-stratified clay, silt, sand, and gravel with some boulders, and is generally very compact. The advanced glacial outwash deposits are mapped along the southern property boundary along West Mukilteo Boulevard and consists of unconsolidated sand with pebbles and cobbles. In general, Terracon encountered fill material consisting of sand and gravel mixed with clay below the pavement. Brown silt and sand was

encountered below the fill followed by tan clay and/or silt to boring termination depths. The clay layer was shallower in the western portion and deeper in the eastern portion of the site. The sand layer varied in thickness from about 2 feet to 8 feet, with the greater thicknesses present on the eastern portion of the site. The boring logs attached in Appendix C detail the observed soil stratigraphy.

2.4 Site Hydrogeology

Terracon observed the first occurrence of groundwater during drilling at depths from 1 to 10 feet. Static groundwater levels in the groundwater monitoring wells during this RI were measured from 2.69 feet from TOC in MW-4 to 10.00 feet from TOC in MW-A.

Based on depth to water measurements and well survey data, the groundwater elevations at the on- and off-property groundwater monitoring wells during this RI ranged from 292.46 feet at MW-3 to 304.71 feet in monitoring well MW-C.

The property generally slopes inward, with the lowest depression on the west-northwest portion of the Site. Based on groundwater elevation measurements collected during Terracon's groundwater monitoring events, groundwater flow direction at the property is generally inward towards the channelized portion of Dogwood Elm Creek and bending to the northeast, the general flow direction of Dogwood Elm Creek.

Groundwater measurements are included in Table 5 of Appendix B. Groundwater flow direction and gradient are depicted on Exhibits 9 and Exhibit 10 of Appendix A.

2.5 Analytical Results

The selected soil samples and groundwater samples were analyzed for cVOCs by EPA Method 8260. Soil samples analyzed for cVOCs were collected using EPA Method 5035 sampling kits.

Reported soil and groundwater concentrations were compared with the Ecology MTCA Method A CULs for unrestricted land use, as applicable, established under Chapter 70.105D RCW and its implementing regulation, MTCA Chapter 173-340 WAC. Where a MTCA Method A CUL has not been established for a particular compound, the respective MTCA Method B Cleanup Level for cancer/non-cancer direct contact is applied for comparison.

Data packages were checked for completeness immediately upon receipt from the laboratory to ensure that data and QA/QC information requested were present. Data quality was assessed by considering holding times, surrogate recovery, method blanks, matrix spike and matrix spike duplicate recovery, and detection limits. Based upon our interpretation of quality control information provided by the laboratories, it is our opinion that the overall dataset is useable as qualified for the purposes of this RI.

The laboratory analytical report and chain-of-custody record are attached in Appendix D. The following sections describe the results of the testing.

2.5.1 Soil Analytical Results

CVOCs were not reported above laboratory method reporting limits (MRLs) in the soil samples collected and analyzed from borings MW-4 through MW-10.

The soil analytical results are summarized in Table 1 of Appendix B, and Exhibit 5 of Appendix A.

2.5.2 Groundwater Analytical Results

CVOCs were not reported at concentrations above laboratory MRLs in the groundwater samples collected from monitoring wells MW-4, MW-5, and MW-8 through MW-10.

The groundwater analytical results are summarized in Table 2 of Appendix B, and Exhibit 8 of Appendix A.

2.5.3 Water Analytical Results

CVOCs were not reported at concentrations above laboratory MRLs in the grab water samples collected from the up- and down-stream portions of the on-site channelized Dogwood Elm Creek.

The Dogwood Elm Creek up- and down-stream water analytical results are summarized in Table 2 of Appendix B.

2.5.4 Quality Assurance/Quality Control Results

The analytical results were checked for completeness immediately upon receipt from the laboratory to ensure that data and QA/QC information requested were present. Data quality was assessed by considering hold times, surrogate recovery, method blanks, matrix spike and matrix spike duplicate (MS/MSD) recovery, and detection limits. QA/QC review was completed using guidance described in *USEPA Contract Laboratory Program National Functional Guidelines for Superfund Organic Methods Data Review* (Draft Final, USEPA, 2005). Our evaluation assumes that the QA/QC is correct as reported by the laboratory, and merely provides an interpretation of the QA/QC results.

Hold Times. All analyses were completed within specified hold times.

Surrogate Recoveries. All surrogate recoveries were within laboratory limits.

Method Blanks. Analytes were not detected in any of the laboratory method blanks.

MS/MSD Results. MS and MSD recoveries were all within laboratory limits, and Relative Percent Differences (RPDs) between MS and MSD recoveries were all within laboratory limits.

Laboratory Method Reporting Limits. Reporting limits were at or below relevant MTCA cleanup levels for soil and groundwater concentrations.

Based upon our interpretation of quality control information provided by the laboratories, it is our opinion that the overall dataset is useable as qualified for the purposes of this RI.

2.5.5 Investigation-Derived Waste

Six 55-gallon drums of drill cuttings and four 55-gallon drums of monitoring well purge water and decontamination water were containerized during the field activities. The drums have been properly disposed by a licensed disposal facility. The waste manifest and disposal documentation are included in Appendix H.

3.0 CONCEPTUAL SITE MODEL

This section provides a conceptual understanding of the View Ridge Plaza Site derived primarily from the results of the historical research and the subsurface investigations performed at the Site by Terracon and others. Included is a discussion of the confirmed and suspected source areas, the chemicals and media of concern, the fate and transport characteristics of the release of hazardous substances, the potential exposure pathways, and the conceptual site model (CSM) summary.

3.1 Confirmed and Suspected Source Areas

The source of the cVOCs at the Site is likely the former dry cleaner operations. The dry cleaner operated on the southwestern portion of the Site from 1960 to 2014. Anecdotal information suggested a spill of PCE, commonly used as a dry-cleaning fluid, reportedly occurred at the dry cleaner around 1978. Various environmental investigations were conducted in association with the former dry-cleaning facility between October 2013 and June 2019. The investigations included soil, groundwater, soil vapor, and indoor air sampling. Multiple cVOCs were detected in the samples, including PCE and various PCE breakdown products, such as TCE, cis-1, cDCE, tDCE, VC, 1,1-DCE, and chloroform. The location of the cVOCs and the limited extent of the cVOCs within the dry cleaner facility indicates that historical operations are the source

3.2 Chemicals of Concern

Based on the results of our 2019 subsurface soil and groundwater investigations, and given our understanding of Site history, COCs at the Site were identified as cVOCs in the western portion

of the Site. Please refer to Exhibits 5 and Exhibit 8 for an overview of COCs in relation to borings and groundwater monitoring well locations.

Specifically, beneath and to the west of the former dry cleaner, the soil and groundwater COCs are, PCE, TCE, cDCE, and VC.

3.3 Media of Concern

Based on results from the subsurface investigation, concentrations of PCE, TCE, cDCE, and VC have been confirmed in soil, groundwater, soil vapor, and indoor air at the Site at concentrations that exceed applicable MTCA Method A CULs, Method B CULs, and/or screening levels; therefore, soil, groundwater, soil vapor, and indoor air are media of concern.

3.4 Contaminant Fate and Transport

This section discusses the transport mechanisms and environmental fate of the cVOCs, PCE, TCE, cDCE, and VC in the subsurface.

3.4.1 Transport Mechanism Affecting the Distribution of cVOCs in the Subsurface

The transport and distribution of Site COCs, including PCE, TCE, cDCE, and VC in the vadose zone beneath the Site are controlled by several factors, including the following:

- n The mass of contamination released from the dry cleaner source area.
- n Adsorption and desorption of contaminants from soil particles and organic matter. Adsorption is a function of moisture content of the soil, the organic-carbon partitioning coefficient for the contaminants, and the concentration of organic matter in the soil.
- n The diffusive transport of contaminated vapors from areas of high to low concentrations.
- n Advective transport of vapors due to changes in pressure and temperature gradients.
- n Depth to groundwater.

The four transport mechanisms for the migration of COCs are as follows:

- n Leaching of Site COCs in the vadose zone soil to the underlying saturated zone and/or groundwater.
- n Volatilization of Site COCs in the vadose zone soil to soil vapor/indoor air.
- n Leaching of Site COCs in the saturated zone soil to groundwater.
- n Volatilization of Site COCs in groundwater to soil vapor/indoor air.

3.4.2 Environmental Fate of cVOCs in the Subsurface

The most significant fate process for cVOCs and related Site COCs is biodegradation (i.e., natural attenuation). Biological degradation of cVOCs in their DNAPL, dissolved (aqueous), residual, and vapor phases is possible, under a variety of environmental conditions, although it occurs predominantly in the aqueous, residual, and vapor phases, and can be difficult. Biodegradation of cVOCs in groundwater is dependent on the oxidation-reduction conditions of the groundwater, which is a function of the presence or absence of electron acceptors that support biologically mediated degradation. Biologically mediated oxidation of cVOCs occurs most effectively under anaerobic conditions. Biodegradation occurs when the contaminants are in the dissolved phase in groundwater or in the capillary fringe. Aerobic biodegradation occurs first in the source area, depleting oxygen levels and creating a predominantly anaerobic environment.

3.5 Exposure Pathways

The exposure assessment identifies potential receptors from exposure pathways for environmental media of potential concern through contaminant fate and transport mechanisms. Potential receptors at risk from exposure associated with the presence of COCs at the Site are human and ecological receptors. The exposure assessment for each exposure pathway and associated environmental media of potential concern is summarized below, by each affected medium.

3.5.1 Soil

Soil with concentrations of COCs exceeding MTCA Method A and/or Method B CULs may present a potential exposure pathway to human and/or ecological receptors. The potential release mechanism for soil at the Site includes sorption, erosion, leaching, and volatilization. The potential exposure pathways for soil that could be complete are as follows:

- n **Dermal Contact and Ingestion (Direct Contact) of Contaminated Soil.** This exposure pathway may be complete for environmental field personnel and/or construction workers who may come in contact with contaminated soil during sampling and excavation operations. Future exposure to contaminated soil by commercial workers and residents/occupants is unlikely because site remediation activities and redevelopment should eliminate potential exposures to contaminated soil. Therefore, the direct contact pathway will be incomplete for commercial workers and residents/occupants upon completion of remediation and redevelopment.
- n **Inhalation of Airborne Soil.** This exposure pathway could be completed for environmental field personnel and/or construction workers. The site remediation

and redevelopment should eliminate the inhalation pathways at the Site for commercial workers and residents/occupants.

- n **Inhalation of Soil Vapor/Outdoor Air.** This exposure pathway may be complete for environmental or construction workers at the Site. The site remediation activities and redevelopment should eliminate the inhalation pathways at the Site for commercial workers and residents/occupants.

3.5.2 Groundwater

Contaminated groundwater presents a potential risk to workers who will be in direct contact. The groundwater beneath the Site is not a potential source for drinking water. The potential exposure pathways for groundwater and the potential receptors include the following:

- n **Direct Contact and Ingestion of Contaminated Groundwater.** This exposure pathway may be complete for environmental field personnel and construction workers. Future exposure to contaminated groundwater by commercial workers and residents/occupants is unlikely because site remediation activities and redevelopment should eliminate potential exposures to contaminated groundwater. Therefore, the direct contact pathway will be incomplete for commercial workers and residents/occupants upon completion of remediation and redevelopment.
- n **Inhalation of Vapors.** The release mechanism for this exposure pathway is volatilization of contaminants in the groundwater. This exposure pathway could be complete for environmental personnel and construction workers. The site remediation activities and redevelopment should eliminate the inhalation pathways at the Site for commercial workers and residents/occupants.

3.5.3 Soil Vapor and Indoor Air

Contaminated soil vapor and indoor air presents a potential risk to workers, visitors and trespassers, and ecological receptors who will be in direct contact. The potential exposure pathways for soil vapor and indoor air, and the potential receptors include the following:

- n **Direct Inhalation of Contaminated Indoor Air.** This exposure pathway may be complete for construction workers, environmental personnel, on-Site visitors and trespassers. Future exposure to contaminated soil vapor and indoor air by commercial workers, visitors and trespassers is unlikely because site remediation activities and redevelopment should eliminate potential exposures to contaminated soil vapor and indoor air. Therefore, the direct contact pathway will be incomplete

for commercial workers and residents/occupants upon completion of remediation and redevelopment.

- n **Inhalation of Vapors.** The release mechanism for this exposure pathway is volatilization of contaminants in the soil vapor. This exposure pathway could be complete for environmental personnel and construction workers. The site remediation activities and redevelopment should eliminate the inhalation pathways at the Site for commercial workers, residents/occupants, and trespassers.

3.6 Terrestrial Ecological Evaluation

A TEE was completed for the Site as required by WAC 173-340-7490. Site conditions were evaluated and an exclusion from further evaluation applies. The Site meets the requirements of WAC 173-340-7491(1)(b), which states that sites with contaminated soil is or will be covered by physical barriers that prevent exposure to plants and wildlife, and institutional controls are used to manage remaining contamination. The Site is excluded from further evaluation of potential exposure to terrestrial ecological species. A copy of the TEE form is included as Appendix E.

3.7 Conceptual Site Model Summary

Soil, groundwater, soil vapor, and indoor air at the Site contains concentrations of PCE, TCE, cDCE, and VC associated with the former on-site dry cleaner facility use that exceed applicable MTCA Method A and/or Method B CULs.

The potential exposure pathways for soil at the Site include direct contact, inhalation of airborne soil, and inhalation of vapors. Currently, the inhalation pathway for vapors may be complete for commercial workers and trespassers at the Site. During remediation activities and redevelopment of the site, direct contact with soil, inhalation of airborne dust, and vapor inhalation of pathways are potentially complete for commercial workers. At the completion of the site remediation activities and redevelopment, removal of soil and treatment of groundwater with concentrations exceeding MTCA CULs from the Site will eliminate the direct contact and inhalation pathways at the Site for commercial workers and residents/occupants.

3.8 Proposed Cleanup Levels

The analytical results for soil and groundwater samples collected from the Site will be compared to the current Washington State regulatory standards and guidelines. Based on future Site redevelopment, the regulatory standards that will be used include Method A and Method B (when default Method A concentrations have not been calculated) CULs for cVOCs as established in the Washington State MTCA WAC 173-340.

MTCA cleanup levels are concentrations of hazardous substances that have been determined to be protective of human health and the environment under specific exposure conditions, as established under Chapter 70.105D Revised Code of Washington (RCW) and its implementing regulation, Chapter 173-340 WAC. Applicable cleanup levels under MTCA can be developed using either default Method A tabulated values or using Method B Site-specific, risk-based formulations. Although both Method A and Method B cleanup levels allow for unrestricted land use (including residential use), Method A cleanup levels are the most conservative and protective of human health and the environment.

Generally, MTCA Method A soil and groundwater COC CULs have been selected for this Site. Where a MTCA Method A CUL has not been established for a Site COC, the MTCA Method B CUL was selected.

Soil Site COC cleanup levels selected for the identified impacts are as follows:

- § PCE – Method A cleanup level: 0.05 mg/kg;
- § TCE – Method A cleanup level: 0.03 mg/kg;
- § cDCE – Method B cleanup level: 160 mg/kg; and
- § VC – Method B cleanup level: 0.67 mg/kg.

Groundwater Site COC cleanup levels selected for the identified impacts are as follows:

- § PCE – Method A cleanup level: 5 µg/l;
- § TCE – Method A cleanup level: 5 µg/l;
- § cDCE – Method B cleanup level: 16 µg/l; and
- § VC – Method A cleanup level: 0.2 µg/l.

3.9 Points of Compliance

Points of Compliance (POCs) designate the locations on the Site where cleanup levels must be met for each medium of concern. The POCs for the Site were established in accordance with WAC 173-340-740(6) for soil and WAC 173-340-720(8) for groundwater.

The standard POC for soil contamination beneath the Site is approximately 15 feet bgs, which represents a reasonable estimate of the depth that could be accessed during normal property redevelopment activities (WAC 173-340-740[6][d]). Soil containing concentrations of COCs above the applicable MTCA cleanup levels will be removed and/or remediated to below applicable cleanup levels, as evidenced by sampling results. The soil POCs in the western Site portion will be the sidewalls and bottoms of the excavation areas beneath and to west of the former dry cleaner 60 feet wide by 70 feet long and approximately 23 feet bgs.

The POC for groundwater is the point or points where the groundwater cleanup levels established must be attained for the Site to be in compliance with cleanup standards (WAC 173-340-720(8)(a)). The POC for groundwater throughout the Site includes both the groundwater zone from the uppermost level of the saturated zone extending vertically to the lowest most depth that could potentially be affected by the COCs [WAC 173-340-720(8)(b)]. Groundwater at the Site has been identified between depths of approximately 2 to 23 feet bgs, which is the depth of the groundwater POCs. The groundwater POCs are currently the on-site monitoring wells. If wells are required to be abandoned during Site redevelopment activities, replacement groundwater monitoring wells will be installed at the property boundaries.

At this time, groundwater cleanup levels have not been achieved at groundwater POCs, given that COCs above MTCA Method A and/or Method B CULs are still present at the Site; however, monitoring following remediation is part of the remedial action objective, further detailed in Section 5.2.

4.0 RI SUMMARY AND CONCLUSIONS

Previous environmental investigations and this RI investigated the potential presence of cVOCs in soil and groundwater associated with the former dry cleaner facility in the western portion of the Site. Based on the findings of investigations and RI activities performed between October 2013 and June 2019, concentrations of cVOCs, specifically PCE, TCE, VC, and cDCE above MTCA Method A and/or MTCA Method B CULs, have been found in a limited area near the former dry cleaners.

Based on the results of our 2019 subsurface soil and groundwater investigations, and given our understanding of Site history, COCs at the Site were limited to PCE, TCE, cDCE, and VC in soil and groundwater in the western portion of the Site near the former dry cleaner space.

Soil Site COC cleanup levels selected for the identified impacts are as follows:

- § PCE – Method A cleanup level: 0.05 mg/kg;
- § TCE – Method A cleanup level: 0.03 mg/kg;
- § cDCE – Method B cleanup level: 160 mg/kg; and
- § VC – Method B cleanup level: 0.67 mg/kg.

Groundwater Site COC cleanup levels selected for the identified impacts are as follows:

- § PCE – Method A cleanup level: 5 µg/l;
- § TCE – Method A cleanup level: 5 µg/l;
- § cDCE – Method B cleanup level: 16 µg/l; and
- § VC – Method A cleanup level: 0.2 µg/l.

A simplified TEE evaluation was completed for the Site, which indicated that land use at the Site, property, and surrounding area make substantial wildlife exposure unlikely and, therefore, modifications to proposed cleanup levels are not necessary.

The CSM identified multiple potentially complete pathways as current exposure scenarios at the Site. Specifically, soil and groundwater direct contact, inhalation of airborne soil, and vapor inhalation for commercial workers, visitors, and/or residents. Other exposure pathways are not complete due to absence of COC impacts in the media, lack of a receptor, or inaccessibility by a receptor to the impacts that are present.

Based on the data collected during Terracon's 2019 supplemental subsurface investigations and previous environmental investigations, the overall Site has been characterized, and the source of the COCs is attributed to the former on-property dry cleaner.

5.0 FEASIBILITY STUDY

5.1 Feasibility Study Purpose

The purpose of the FS is to identify and evaluate a selection of remedial action alternatives that are feasible and appropriate for the Site, and to document and develop the information necessary to select the most appropriate and effective remedial action alternative consistent with MTCA and its implementing regulations. This FS was prepared in accordance with WAC 173-340-350 *Remedial Investigation and Feasibility Study*.

5.2 Remedial Action Objectives

The Remedial Action Objectives (RAO) for the Site is to protect human health and the environment by eliminating applicable exposure pathways through the reduction of cVOCs impacts to soil, groundwater, soil vapor, and indoor air at the Site to concentrations below the MTCA Method A, MTCA Method B CULs, or appropriate screening levels. In addition, the elimination of potential exposure pathways was included as an element of the RAO for the Site.

Our scope of services included completion of the following tasks:

- n Developing the RAO;
- n Developing and screening remedial action alternatives;
- n Evaluating potentially protective and implementable alternatives; and
- n Recommending a remedial action.

5.3 Remedial Action Alternatives Initial Screening

Terracon considered a total of eight remedial action technologies in an initial screening to evaluate which remedial action alternatives would be retained for further evaluation herein. Terracon screened these eight remedial action technologies against the baseline requirements provided under WAC 173-340-350(8). The remedial action alternatives considered were taken from the following general response action categories: Engineering Controls, In-Situ Treatment, Ex-Situ Treatment, and Excavation and Off-Site Disposal. Terracon conducted a preliminary screening of eight technologies to evaluate their relative efficacy for cleanup of the Site. Certain remedies were removed from consideration based on the relative difficulty with implementation, restoration timeframe, cost, and/or achievement of the RAO for the Site. The technologies screened, and their descriptions are presented in detail in Table 6 of Appendix B.

Site conditions, the nature and extent of the release, the CSM, and the proposed property redevelopment were important elements considered in evaluating the remedial action alternatives. For example, soil contamination identified at the Site exists at depths ranging from 1 to 23 feet bgs. Groundwater at the Site is present at depths ranging from 2 to 23 feet bgs. Given the presence of soil contamination above and below the groundwater interface, the remedial action alternatives retained for further consideration need to address both soil and groundwater contamination in the vadose zone, capillary fringe, and below the groundwater interface. In some cases, a combination of two alternatives has been evaluated to address groundwater impacts with one approach followed by physical removal efforts to address soil contamination (e.g. in-situ treatment followed by local source removal). Furthermore, the cleanup action alternatives retained need to meet the RAO within a reasonable restoration timeframe.

The alternative selected for the Site will most likely require compliance groundwater monitoring as required under WAC 173-340-360(2)(a).

Compliance groundwater monitoring can provide real-time and long-term groundwater quality data and to monitor the performance of the selected cleanup action at the Site.

Additionally, as part of property redevelopment activities, there will be significant ground disturbance. As a result, the existing groundwater monitoring wells located on the property will need to be decommissioned. The installation of replacement wells may be warranted at strategic on- or off-property locations to continue to monitor groundwater as a component of the selected remedial action alternative.

The alternatives retained for further evaluation are:

- n Monitored Natural Attenuation (MNA)
- n In-Situ Chemical Treatment;
- n Remedial Excavation; and,

n Remedial Excavation with Institutional Controls

Each of the alternatives is described and evaluated in the following sections.

5.4 Retained Remedial Action Alternatives

Four remedial action alternatives were retained for further consideration.

5.4.1 Monitored Natural Attenuation

MNA refers to the reliance on natural attenuation processes to achieve the RAO. Natural attenuation includes a variety of physical, chemical, and biological processes that, under favorable conditions, reduce the mass, toxicity, mobility, volume, and/or concentration of contaminants in soil and/or groundwater. Natural attenuation includes “nondestructive” processes such as dispersion, adsorption, dilution and volatilization, and “destructive” processes such as biodegradation. Biodegradation is the preferred attenuation mechanism, because it results in actual reduction of contaminant mass.

Long-term performance groundwater monitoring is a fundamental component of an MNA remedy to document that natural attenuation (and particularly “destructive” natural attenuation) is occurring. Additionally, the use of MNA would include an environmental covenant that would place certain limitations on use of the Site including restrictions on the use of groundwater.

5.4.2 In-Situ Chemical Treatment

In-situ chemical treatment can be an effective method of degrading various forms of contaminants dissolved in groundwater and absorbed in pore spaces. Bioremediation has been widely utilized as a method to accelerate natural biodegradation processes and enhance existing microbial processes. In some cases, the addition of microbial populations and nutrients can accelerate the biodegradation of volatile organic compounds. The addition of a mixture of naturally occurring bacteria and enzymes with beneficial nutrients to an aquifer has the potential to further stimulate microbial growth and development, creating an environment in which rates of biodegradation may be enhanced.

Chemical oxidation, one form of in-situ chemical treatment, is a process that involves the injection of reactive chemical oxidants or reductants into groundwater and/or soil for the primary purpose of rapid contaminant destruction. Also known as In-Situ Chemical Oxidation (ISCO), this process is most often deployed at sites with high contaminant concentrations in the source area and in the downgradient plume(s). Chemical oxidation of high concentration areas is often part of a multi-step remediation approach that paves the way for more biologically mediated, less costly approaches such as enhanced bioremediation or monitored natural attenuation.

In-situ chemical oxidation has been used successfully to remove significant contaminant mass from soils and groundwater at thousands of sites. Most researchers and practitioners believe that the technology has the ability to rapidly reduce large masses of contamination; however, the promise of chemical oxidation to rapidly and completely degrade target contaminants in-situ has in many cases been overstated. Site owners or responsible parties have historically been disappointed as chemical oxidation has failed to meet their expectations of reaching low (ppb) contaminant concentrations within a short period of time. The requirement for direct oxidant-contaminant interaction, matrix interactions effects, contaminant desorption, plume distribution, and a range of other factors are now seen as inhibiting the simplistic view of complete and rapid treatment in-situ chemical destruction.

The technologies are technically sound, and process works for destroying contaminant mass in a relatively short period of time, however, the mindset of using the technology as a single “magic bullet” solution often leads to frustration as contaminant rebound of dissolved contaminant concentrations is typical at most sites. Most practitioners now realize that in order to reach low contaminant concentrations there is a requirement for a treatment regimen or multiple chemical oxidation injections followed by enhanced or accelerated bioremediation.

In-situ accelerated bioremediation through the use of injectable controlled-release substrates (such as Oxygen Release Compound (ORC®) or Hydrogen Release Compound (HRC®)) has long been recognized as an extremely cost-effective technology for achieving low contaminant concentrations when applied to dissolved phase contaminant plumes. Areas of high contaminant concentrations such as source zones within and above the aquifer have remained a challenge to these and other technologies due to the high contaminant demand. What has emerged is the integrated approach of coupling chemical oxidation technology to reduce the contaminant mass in high concentration areas with a simultaneous or subsequent application of a controlled-release bioremediation substrate to treat the remaining low-level contaminant concentrations biologically over a longer period of time.

In addition, based on the contaminants and concentrations, in-situ chemical reduction (ISCR), may be a viable option for reducing vinyl chloride concentrations in groundwater. ISCR combines both biological processes and metallic particle driven abiotic pathways to chemically reduce chlorinated contaminants into harmless end products. ISCR agents are typically applied in combination with an electron donor which creates a reducing environment. The incorporation of iron particles or ferrous salts (Fe^{2+}) can enhance chlorinated contaminant remediation by enabling various chemical reduction pathways.

5.4.3 Remedial Excavation

This alternative would involve source excavation in selected areas of the Site to the maximum extent practicable and off-property disposal of soils containing concentrations of COCs exceeding the MTCA Method A cleanup levels, followed by a remedial amendment backfill and installation

Revised Remedial Investigation and Feasibility Study

View Ridge Plaza ■ Everett, Washington

October 31, 2019 ■ Terracon Project No. 81197152



of horizontal slotted pipes for future injections. As shown on Exhibits 5, 6, and 7, the existing soil analytical results depict the estimated areas of the Site where COCs for soil are present.

Given the soil conditions, depth to groundwater, and the nature and extent of soil contamination at the Site, this alternative takes into consideration shallow remedial excavation of contaminated soils in the area of the former dry cleaner facility. The proposed remedial excavation relative to site features are depicted on Exhibit 12 of Appendix A.

Cost ranges presented below include:

- n Earthwork Subcontractor and equipment;
- n Excavation shoring;
- n Soil staging, trucking, disposal and permitting fees;
- n Backfilling with clean import fill material;
- n Remedial backfill amendment;
- n Installation of horizontal injection wells and,
- n Environmental Site Monitoring, Confirmation Soil Sampling, and Documentation.

Based on the findings of the RI, for this remedial option the area of excavation soil hot spot we assume an approximate area of 60 feet by 70 feet by 23 feet deep for the excavation dimensions. The estimated total volume of soil that would be excavated is approximately 3,100 cubic yards (cy). Clean structural fill would be imported and compacted to restore the excavation areas to the original Site grades. Based on an estimated conversion factor of 1.5 tons per cubic yard, the estimated total of tons of contaminated soil that will be excavated is approximately 4,650 tons.

Field screening and confirmation soil sampling would be conducted during excavation activities to 1) confirm the presence of contaminated soil; 2) to evaluate disposal options for the material proposed for off-Site disposition; and 3) to document that cleanup levels are attained at the limits of excavation.

After confirmatory soil sample collection within the excavation has been completed, the excavation will be backfilled with imported clean fill and potentially "clean" overburden soils available. The base of the excavation and through the saturated zone, the backfill will be amended with a remedial amendment within the excavation using an excavator. The addition of a remedial amendment to the soil will provide for enhanced biodegradation of residual impacted groundwater, if present, located adjacent to and down-gradient of the excavation. Prior to and during the backfilling of the remedial excavation, horizontal slotted pipes used as injection wells will be installed. The proposed remedial excavation and horizontal injection wells relative to site features are depicted on Exhibit 12 of Appendix A.

Furthermore, based on our understanding of site redevelopment plans, the preparation of an EMMP is included as an element of this remedial action alternative. The EMMP shall include

guidance regarding environmental construction monitoring, notification to contractors regarding the potential for encountering impacted soil and/or groundwater, limited site observation by a field geologist to document earthwork and excavation activities during earthwork phases of construction, guidance for handling potential dewatering fluids, and documenting and reporting.

5.4.4 Focused Remedial Excavation with Institutional/Engineering Controls

This alternative includes the implementation of remedial excavation as described in Section 5.4.3; however, it also includes the implementation of institutional/engineered controls. Specifically, institutional controls involve implementation of legal and/or physical restrictions on land use to limit exposure potential. Such restrictions may be implemented as a component of a remedial action or they may be pre-existing restrictions. Land use restrictions might prohibit uses of a Site that would compromise the integrity of the existing surface cap and could require that the cap is maintained as long as COCs remain at concentrations greater than the CULs in soil and/or groundwater beneath the cap. Ideally, land use restrictions would remain in place for the property until concentrations of COCs attenuate to concentrations less than their associated CULs.

Capping the Site with an impervious surface, such as a building foundation or paved parking, is a demonstrated method for containing documented impacts at the Site. Proposed redevelopment of the site could include a slab-on grade structure and asphalt and/or concrete pavement across the site. Surficial stormwater would also be directed to culverts or other containment units thereby reducing potential infiltration to the subsurface. Given the presence of cVOC's in the subsurface that may remain in soil and/or groundwater following excavation, containment via capping may not be sufficient to close the inhalation exposure pathway; therefore, a vapor mitigation system beneath the new building footprint could also be a part of the final building construction plan. A vapor mitigation system, such as a liquid boot (or similar) with a passive sub-slab ventilation system would be sufficient to eliminate indoor air exposure scenarios.

5.5 Evaluation of Remedial Action Alternatives

This section evaluates individually each of the retained remedial action alternatives described in Section 5.4. Terracon concludes that implementation of a combination of the remedial alternatives provides the most effective remedy to achieve the RAO and comply with the threshold requirements of a MTCA cleanup action. Compliance groundwater monitoring has been included as a secondary component of the remedial action alternatives discussed and is therefore not being considered independent of the cleanup actions discussed below.

5.5.1 Monitored Natural Attenuation

Overall Protection of Human Health and the Environment: The MNA alternative alone is not protective of human health and the environment at this Site because it fails to address the soil contamination present above the groundwater table and groundwater impacts (WAC 173-340-360(2)) within a reasonable restoration timeframe.

Reasonable Restoration Timeframe: The MNA alternative is not likely to comply with MTCA Method A cleanup levels for groundwater at the Site boundary (Point of Compliance) within a reasonable restoration timeframe. But as natural attenuation continues over time, the cleanup standards may be achieved. Similarly, MNA does not comply with the MTCA Method A cleanup levels for soil above the groundwater table within a reasonable restoration timeframe but may as natural attenuation continues over time.

Compliance with Applicable State and Federal Laws: Per WAC 173-340-710(7)(a), a cleanup action must comply with applicable state and federal laws. As this alternative does not comply with MTCA standards, it further does not comply with state and federal laws per WAC 173-340-710(7)(a). WAC 173-340-370(7) states that:

“The Department expects that natural attenuation of hazardous substances may be appropriate at sites where:

- (a) Source control (including removal and/or treatment of hazardous substances) has been conducted to the maximum extent practicable;*
- (b) Leaving contaminants on-Site during the restoration time frame does not pose an unacceptable threat to human health or the environment;*
- (c) There is evidence that natural biodegradation or chemical degradation is occurring and will continue to occur at a reasonable rate at the Site; and*
- (d) Appropriate monitoring requirements are conducted to ensure that the natural attenuation process is taking place and that human health, and the environment are protected.”*

This alternative does not comply with subsections (a) of this portion of the MTCA regulation.

Provision for Compliance Monitoring: Compliance monitoring is an element of all the remedies considered in this evaluation. This program will be developed in a compliance monitoring plan for the Site. The program will consist of quarterly groundwater sampling at the Site. Once COCs are below applicable cleanup levels, one year of favorable quarterly monitoring will be required before Ecology can issue a no further action determination. The exact number and locations of the wells to be sampled will be specified in the compliance monitoring plan.

Use of Permanent Solutions to the Maximum Extent Practicable: The Monitored Natural Attenuation is not a permanent solution as it does not address the presence of contaminated soil above the groundwater table WAC 173-340-360(2)(f). A permanent solution is defined as:

“...a cleanup action in which the cleanup standards of WAC 173-340-700 through 173-340-760 can be met without further action being required at the Site being cleaned up...other than the approved disposal of any residue from the treatment of hazardous substances.”

Provision for Reasonable Restoration Time Frame: This alternative will not likely achieve RAOs in a reasonable restoration timeframe. Based on Terracon’s experience with similar sites, natural attenuation at the Site can be expected to take over ten years to achieve the RAOs.

Effectiveness: Natural attenuation is an effective alternative that allows for the natural degradation of contaminants in the groundwater. It is effective in monitoring the biodegradation via natural processes. However, it does not address the presence of impacted soils above the groundwater table (WAC 173-340-360(2)).

Implementability: This alternative is easily implemented. A network of groundwater monitoring wells currently exists at the Site and would be utilized to monitor long-term natural attenuation of contaminants in the subsurface. In the event that specific monitoring wells will be removed due to proposed Site redevelopment, replacement monitoring wells would need to be installed to continue to monitor natural attenuation. Due to the potential length of groundwater monitoring, this alternative does not achieve RAOs in a reasonable restoration time frame.

Management of Short-Term Risk: For this alternative, maintenance of existing paved surfaces and implementation of institutional controls to manage short-term risk would be required. However, short-term risks including worker exposure and management of contaminated media at the Site would not be managed by Monitored Natural Attenuation alone.

Consideration of Public Concerns: The public comment process has not been initiated. As a result, public concerns have not yet been evaluated for this alternative.

Cost: This alternative is the least expensive in comparison to active engineered technologies with similar effectiveness. In addition to groundwater monitoring, we will need to install replacement wells, calculate Site-specific aquifer characteristics, geochemical parameters to estimate efficacy of MNA efforts, and establish baseline characteristics associated with long-term monitored natural attenuation following cleanup actions. Estimated costs for this preliminary work can range from \$40,000 to \$55,000. Assuming a network of 5 wells is included initially and the analytical parameters tested for are consistent with previous investigation efforts, monitoring at the Site may range from \$4,000 to \$6,000 per quarter or \$16,000 to \$24,000 per year until cleanup is achieved. Assuming a ten-year time-frame for achieving the RAOs the total cost for this alternative is

estimated to range from **\$200,000 to \$295,000** depending on the number of wells being sampled. Should the RAO be achieved prior to ten years, the costs will decrease. Similarly, should the RAO not be achieved within ten years, the costs will increase.

5.5.2 In-Situ Chemical Treatment

Overall Protection of Human Health and the Environment: This alternative is likely to be protective of human health and the environment because it addresses the presence of contaminants in the soil in the phreatic zone and below the groundwater interface and in groundwater. It would also likely address the potential for soil contamination to continue leaching into the groundwater and prolonging or preventing the natural attenuation of the contaminants in the groundwater. However, this alternative does not address soil contamination encountered in the area of the former dry cleaner above the groundwater level.

Compliance with Cleanup Standards: Within the treatment area, ISCO or ISCR should allow compliance with MTCA Method A cleanup levels for soil below the groundwater table; however, this option will not address soil contamination present at locations near the former dry cleaners. This remedial option is likely to comply with MTCA Method A cleanup levels for groundwater at the Site but may not achieve MTCA Method A cleanup levels in areas of the Site for soil.

Compliance with Applicable State and Federal Laws: Per WAC 173-340-710(7)(a), a cleanup action must comply with applicable state and federal laws. This alternative will likely comply with MTCA standards. Given that this alternative would involve in-situ treatment of soil and groundwater at the Site, this alternative should be in compliance with ARARs, if applicable.

All other applicable state and federal laws will be determined following the selection of a preferred cleanup action.

Provision for Compliance Monitoring: Compliance monitoring is an element of all the remedies considered in this evaluation as required under MTCA regulations. This program will be developed in a compliance monitoring plan for the Site. The program will initially consist of quarterly groundwater sampling at the Site. Once the contaminants are below the applicable cleanup levels, one year of quarterly monitoring will be required before Ecology can issue a no further action determination. The specific number and locations of the wells to be sampled will be specified in the compliance monitoring plan.

Use of Permanent Solutions to the Maximum Extent Practicable: ISCO/ISCR application will reduce concentrations of soil and groundwater COCs within the injection area to below MTCA Method A cleanup levels and will continue to reduce COC concentrations in groundwater. Additional injections events can be applied to continue to reduce COC concentrations, if required. Subsequent attenuation of the contaminated groundwater is also a permanent solution, if it is not being contaminated by migration of contaminants from soil above it.

Provision for Reasonable Restoration Time Frame: ISCO/ISCR is an effective and reliable method for rapidly achieving the RAO for soil at the Site. It also assists with more rapid attenuation of the contaminants in groundwater. This alternative calls for one year of treatment with at least an additional year (or less as favorable results demonstrates) for performance monitoring of groundwater at the Site. As described below, however, further reduction of the restoration timeframe can be achieved through the combined application of focused remedial excavation and in-situ treatment.

Effectiveness: This alternative would likely be effective in the reduction of COC concentrations in groundwater in accessible areas of the Site to below MTCA Method A CULs and is effective in reducing the concentrations of COCs via in-situ biodegradation. While generally effective, this alternative will not address all areas where soil impacts have been previously identified. Notably, soil impacts above the groundwater table may not be addressed by this alternative.

However, when combined with a focused remedial excavation and off-site disposal complimented with a remedial backfill amendment, this alternative would likely be effective in the reduction of COC concentrations in soil and groundwater in accessible areas of the Site to below MTCA CULs and would be effective in reducing the concentrations of COCs via in-situ biodegradation and source removal.

Implementability: This alternative is moderately easy to implement.

- n Confirm the location and depth of soil and groundwater contamination in the treatment areas, determine the number and spacing of injection points, and establish a time table for the full-scale implementation.
- n Implement the injection plan to address groundwater impacts in the area of the former dry cleaners at the Site.
- n Monitor groundwater quality for critical geochemical indicators, and evidence for continuing biodegradation.

Management of Short-Term Risk: For this alternative, maintenance of existing paved surfaces and implementation of institutional controls to manage short-term risk would be required. Treatment of impaired media would take place in-situ beneath existing paved surfaces prior to Site redevelopment to manage short-term risks associated with worker exposure and public concerns.

Consideration of Public Concerns: The public comment process has not been initiated. As a result, public concerns have not yet been evaluated for this alternative.

Cost: Specifically, ISCO/ISCR involves treating the contaminated shallow groundwater in place via injections of chemical and bioremediation products. The chemical products would be injected in up to 50 soil borings advanced to approximately 25 feet bgs using a direct-push drilling rig.

Terracon would obtain all necessary permits, provide subcontractor management, oversee the injection work, and prepare a remedial action report. Based on experience working with in-situ chemical treatment products, Terracon has assumed that one additional round of injections at approximately 50% of the initial injection locations will be required. Costs include work plan preparation and permitting, chemical treatment products, drilling, Terracon oversight, reporting, and four quarters of post-remediation groundwater monitoring and reporting.

This alternative is moderately expensive in comparison to other technologies considered in this report and is more effective in that accessible and in-accessible portions of the impacted groundwater plume will be remediated in-situ. Assuming one application of ISCR will be adequate, the costs for this alternative can range from **\$355,000 to \$365,000** and groundwater monitoring costs which is **\$15,000 to \$25,000** per year until complete cleanup is achieved. The total cost for this remedial option can range from **\$370,000 to \$390,000**. Estimated costs include assumptions for inflation/escalation over the life cycle of the project.

5.5.3 Remedial Excavation

Overall Protection of Human Health and the Environment: This alternative is protective of human health and the environment because COCs in the soil will be removed and groundwater treated as described in Section 5.4.3. The efficacy of this alternative will be limited to those areas of the Site that will be excavated and will rely on remedial backfill amendment to manage residual impacts to groundwater, if present, at the Site.

Compliance with MTCA Cleanup Standards: This alternative is likely to comply with the MTCA Method A cleanup levels because the source removal of contaminated soil and backfill remedial amendment to treat impacted groundwater. As a result, following focused removal, long-term groundwater monitoring is a component of the recommended cleanup action to achieve the RAO.

Compliance with Applicable State and Federal Laws: Per WAC 173-340-710(7)(a), a cleanup action must comply with applicable state and federal laws. Given that this alternative would involve removal of impacted soils and rely on chemical treatment via remedial amendment to address residual groundwater impacts, if present; this alternative should be in compliance with ARARs, if applicable.

Provision for Compliance Monitoring: Compliance monitoring is an element of all the remedies considered in this evaluation. This program will be developed in a compliance monitoring plan for the Site. The program will initially consist of quarterly groundwater sampling at the Site. Once the contaminants are below the applicable cleanup levels, one year of quarterly monitoring will be required before Ecology can issue a no further action determination. The specific number and locations of the wells to be sampled will be specified in the compliance monitoring plan.

Use of Permanent Solutions to the Maximum Extent Practicable: Source excavation and remedial backfill amendment will reduce concentrations of soil and groundwater COCs within the excavation area to below MTCA Method A cleanup levels and will continue to reduce COC concentrations in groundwater, if present. Subsequent attenuation of the contaminated groundwater is also a permanent solution in addition to source removal excavation, since it is not being contaminated by migration of contaminants from soil above it. In addition, the installed injection wells allow for future ISCO chemical treatment, if warranted.

Reasonable Restoration Timeframe: This alternative would likely reduce concentrations of COCs in soil to below MTCA Method A CULs in the areas excavated. Remedial amendment chemical treatment is an effective and reliable method for rapidly achieving the RAO for residual groundwater impacts, if present, at the Site. It also assists with more rapid attenuation of the contaminants in groundwater. This alternative calls for one year of performance monitoring of groundwater at the Site.

Effectiveness: This alternative will effectively remove COCs concentrations to below MTCA CULs in soil in the areas excavated. In addition, this alternative would likely be effective in the reduction of residual COC concentrations in groundwater to below MTCA Method A CULs. This alternative will address soil impacts identified in select areas of the Site.

Implementability: This alternative is more difficult than the other alternatives to implement because source excavation requires consideration of significant factors regarding shoring. However, it is the most effective option at removing impacts.

Management of Short-Term Risk: For this alternative, the short-term risks are higher than the other alternatives as this involves open excavations and material handling hazards during cleanup and off-Site disposal as well as the requirement to manage groundwater impacts at the Site during and after Site redevelopment activities including potential dewatering. A worker Health and Safety Plan would be implemented to manage short-term risks associated with construction worker exposure scenarios.

Consideration of Public Concerns: The public comment process has not been initiated. As a result, public concerns have not yet been evaluated for this alternative.

Cost: This alternative is the most expensive alternative to implement. Soil excavation and removal involves excavating contaminated soil for offsite disposal at a licensed landfill; and importing structural backfill material, backfilling operations, and compacting structural fill within the excavation. Based on the previous investigations, Terracon has assumed that the area beneath the former dry cleaner space and to the west of the dry cleaner space, measuring approximately 60 feet by 70 feet, would be excavated to an average depth of up to 23 feet bgs. In addition, Terracon has assumed that the building will be demolished, but the concrete building slab and asphalt pavement will remain in place until the soil excavation work is conducted, in

order to protect the site groundwater from exposure to surface water leaching through impacted soils.

Structural fill (Type 17 or equivalent) would be used for excavation fill material and compacted. Terracon recommends that the excavation backfill material be amended with chemical treatment products to enhance the chemical breakdown and bioremediation of residual impacts, if present, remaining in the groundwater at the limits of the excavation. Slotted piping and associated riser pipes, fittings, and monuments will be required during installation of the injection wells.

The conceptual costs listed below include work plan preparation and permitting; soil excavation, disposal, backfill, and compaction; soil amendment; Terracon oversight, confirmation sampling, and compaction testing; laboratory costs (rush 1-day turnaround time); reporting; and four quarters of post-remediation groundwater monitoring and reporting.

The costs of excavation and removal of contaminated soil are significant due to the need for excavation equipment, shoring, trucking, special handling and disposal at a landfill facility permitted to accept contaminated soil, and the potential shoring of property boundaries. Costs for hot spot removal are estimated to be **\$1,600,000** to **\$1,800,000**. Costs for replacement well installation **\$40,000** to **\$55,000**. Additionally, compliance groundwater monitoring costs for four quarters is estimated to be **\$25,000** to **\$35,000** depending on the number of wells being monitored per year until complete cleanup is achieved. The total cost for this remedial option is **\$1,665,000** to **\$1,890,000**. Estimated costs include assumptions for inflation/escalation over the life cycle of the project.

5.5.4 Focused Soil Excavation with Institutional Controls

Overall Protection of Human Health and the Environment: This alternative is protective of human health and the environment because COCs in the soil will be removed as described in Section 5.5.3 above. This alternative is not protective of human health and the environment for groundwater contamination at the Site. The efficacy of this alternative will be limited to those areas of the Site that will be excavated and will rely on MNA and institutional controls to manage impacts to groundwater elsewhere on the Site.

Compliance with MTCA Cleanup Standards: This alternative is likely to comply with the MTCA Method A cleanup levels because COCs in the soil will be removed as described in Section 5.5.3 above. This alternative is not likely to achieve compliance with cleanup standards for groundwater. As a result, following focused removal, MNA and institutional controls to restrict the use of groundwater beneath the Site is a component of the recommended cleanup action to achieve the RAO.

Compliance with Applicable State and Federal Laws: Per WAC 173-340-710(7)(a), a cleanup action must comply with applicable state and federal laws. Given that this alternative would

involve removal of impacted soils and management of groundwater impacts under institutional controls at the Site, this alternative should be in compliance with ARARs, if applicable.

Provision for Compliance Monitoring: Compliance monitoring is an element of all the remedies considered in this evaluation. This program will be developed in a compliance monitoring plan for the Site. The groundwater monitoring program will consist of quarterly groundwater sampling and assumes it would be needed for a period two to five years to achieve the RAO.

Use of Permanent Solutions to the Maximum Extent Practicable: Source excavation is a permanent solution with respect to reducing concentrations of COCs to below MTCA Method A cleanup levels in the areas excavated. Following source excavation, MNA and institutional controls will be necessary to manage concentrations of COCs in groundwater to below MTCA Method A cleanup levels.

Reasonable Restoration Timeframe: This alternative would likely reduce concentrations of COCs in soil to below MTCA Method A cleanup levels in those areas excavated. However, MNA would be necessary to address groundwater contamination and may require up to five years of monitoring before concentrations of COCs in groundwater meet MTCA Method A cleanup levels at the Site. As a result, this alternative alone does not achieve the RAO in a reasonable restoration time frame by itself.

Effectiveness: This alternative will effectively remove COC concentrations to below MTCA Method A cleanup levels in soil in the areas excavated. This alternative, while it does not directly address groundwater contamination, can be expected to result in some source removal below the shallow groundwater table (if possible without shoring), which in turn would result in some reduction of COC concentrations in groundwater in the areas successfully excavated. MNA would be necessary following excavation to reduce groundwater contamination to concentrations below MTCA Method A cleanup levels. This alternative will address soil impacts identified in select areas of the Site, but not those areas which cannot be excavated due to geotechnical slope limitations.

Implementability: This alternative is more difficult than the other alternatives to implement because source excavation requires consideration of significant geotechnical factors regarding slope angle, safety, and soil mechanics. Regardless of whether there is a shored or un-shored excavation, some COCs soil contamination may be left in place at the Site.

Management of Short-Term Risk: For this alternative, the short-term risks are higher than with MNA or In-situ Chemical Treatment as this involves open excavations and material handling hazards during cleanup and off-Site disposal as well as the requirement to manage groundwater impacts at the Site during and after Site redevelopment activities including potential dewatering. A worker Health and Safety Plan would be implemented to manage short-term risks associated with construction worker exposure scenarios.

Consideration of Public Concerns: The public comment process has not been initiated. As a result, public concerns have not yet been evaluated for this alternative.

Cost: This alternative is more expensive to implement than MNA, but less expensive than excavation with shoring. The costs of excavation and removal of contaminated soil are significant due to the need for excavation equipment, trucking, special handling and disposal at a landfill facility permitted to accept contaminated soil, and the potential shoring of property boundaries. Costs for hot spot removal are estimated to be **\$700,000 to \$800,000**. Costs for replacement well installation **\$40,000 to \$55,000** and implementation and management of institutional controls **\$20,000 to \$25,000**. Additionally, compliance groundwater monitoring costs for four quarters is estimated to be **\$15,000 to \$25,000** depending on the number of wells being monitored per year until complete cleanup is achieved. The total cost for this remedial option is **\$775,000 to \$895,000**. Estimated costs include assumptions for inflation/escalation over the life cycle of the project.

5.6 Disproportionate Cost Analysis

Following evaluation of the alternatives for the MTCA standards, a disproportionate cost analysis (DCA) was conducted to evaluate the various standards and costs to evaluate their relative score for addressing known impacts at the Site and to satisfy MTCA. The DCA is presented in Table 7 of Appendix B.

6.0 RECOMMENDED REMEDY

Based on the evaluation above, Terracon recommends a remedial excavation of the soil impacts with a remedial backfill amendment and the installation of horizontal injection wells in the area of the former dry cleaner. If groundwater COC concentrations remain above MCTA CULs after remedial excavation, an in-situ chemical injection treatment may be required to increase biodegradation of residual groundwater impacts. The proposed remedial excavation and horizontal injection wells relative to site features are depicted on Exhibit 12 of Appendix A.

This approach will allow for the focused excavation of cVOCs contaminated soil and the remedial backfill amendment will treat residual groundwater, if present; and the installation of injection wells will allow for future in-situ chemical treatment, if warranted. Quarterly groundwater monitoring will be implemented as a secondary component of this remedial action to monitor long-term degradation and attenuation of contamination at the Site.

This approach meets the evaluation criteria in Section 5.0 of this study:

- n Overall Protection of Human Health and the Environment;
- n Compliance with MTCA Cleanup Standards;
- n Compliance with Applicable State and Federal Laws;
- n Provision for Compliance Monitoring;

- n Use of Permanent Solutions to the Maximum Extent Practicable; and,
- n Provision for Reasonable Restoration Timeframe.

This remedy is recommended because it is the most cost-effective remedy that provides a permanent solution to the maximum extent practicable for the contamination at the Site. Further, the estimated costs are not disproportionate to the environmental benefit obtained. It is the most reliable because both contaminated soils and groundwater will be remediated and the potential for residual on-Site contamination to migrate further down-gradient will be mitigated by the prolonged presence of anaerobic biodegradation product. Quarterly groundwater monitoring is also a component of this remedial option to ensure the effectiveness of the chemical degradation and natural attenuation and that the RAO is achieved. The RAO is likely to be achieved over time within a reasonable restoration timeframe.

Initial steps for this remedial action alternative will include development of a remedial design for addressing soil contamination and dissolved groundwater contamination. The proposed remedial excavation and horizontal injection wells relative to site features are depicted on Exhibit 12 of Appendix A.

The remedial excavation will be limited to the ground surface to approximately 23 feet bgs.

Field screening and compliance soil sampling would be conducted during excavation activities to confirm the presence and/or absence of contaminated soil and to evaluate options for the material proposed for off-site disposal and to document that cleanup levels are attained at the limits of excavation given the limitations previously described.

Because groundwater monitoring is a component of this alternative, periodic groundwater sampling following the remedial amendment will be conducted to monitor the performance of the chemical treatment and evaluate residual groundwater quality in other areas of the Site. As chemical degradation and natural attenuation occurs in the inaccessible areas, MTCA Method A cleanup levels are likely to be achieved in other areas of the Site within a reasonable restoration timeframe.

Terracon will work with the Ecology to develop a groundwater monitoring program acceptable to the agency and effective for evaluating both the efficacy of this alternative and groundwater quality throughout the Site. After concentrations of COCs are below MTCA Method A cleanup levels, Ecology requires that there be four consecutive quarters of groundwater monitoring in the selected wells with sample results below the cleanup standard before they can issue a No Further Action determination.

In summary and based on the assumptions as noted herein, estimated costs to implement the recommended remedy—remedial excavation—are **\$1,665,000 to \$1,890,000**.

7.0 STANDARD OF CARE, SCOPE LIMITATIONS AND RELIANCE

7.1.1 Standard of Care

Terracon's services were performed in a manner consistent with generally accepted practices of the profession undertaken in similar studies in the same geographical area during the same time. Terracon makes no warranties, either express or implied, regarding the findings, conclusions, or recommendations. Please note that Terracon does not warrant the work of laboratories, regulatory agencies, or other third parties supplying information used in the preparation of the report. These RI services were performed in accordance with the scope of work agreed with you, our client, as reflected in our proposal and were not restricted by ASTM E1903-11 *Standard Practice for Environmental Site Assessments: Phase II Environmental Site Assessment Process*.

7.1.2 Additional Scope Limitations

Findings, conclusions, and recommendations resulting from these services are based upon information derived from the on-site activities and other services performed under this scope of work; such information is subject to change over time. Certain indicators of the presence of hazardous substances, cVOCs, or other constituents may have been latent, inaccessible, unobservable, non-detectable, or not present during these services. We cannot represent that the site contains no hazardous substances, toxic materials, cVOCs, or other latent conditions beyond those identified during this RI. Subsurface conditions may vary from those encountered at specific borings or wells or during other surveys, tests, assessments, investigations, or exploratory services. The interpretations, findings, and our recommendations are based solely upon data obtained at the time and within the scope of these services.

7.1.3 Reliance

This report has been prepared for the exclusive use of Catalyst Capital Holdings, LLC., and any authorization for use or reliance by any other party (except a governmental entity having jurisdiction over the site) is prohibited without the express written authorization of Catalyst Capital Holdings, LLC., and Terracon. Any unauthorized distribution or reuse is at Catalyst Capital Holdings, LLC's., sole risk. Notwithstanding the foregoing, reliance by authorized parties will be subject to the terms, conditions, and limitations stated in our proposals, this RI report, and Terracon's Agreement for Services. The limitation of liability defined in the terms and conditions is the aggregate limit of Terracon's liability to Catalyst Capital Holdings, LLC., and all relying parties unless otherwise agreed in writing.

8.0 REFERENCES

Environmental Partners, Inc. (EPI) 1993. Phase I Environmental Assessment. View Ridge Plaza, 220 Olympic Boulevard, Everett, Snohomish County, Washington, May 28, 1993.

Stratum Group (Stratum) 2013. Environmental Sampling Summary. 220 Olympic Boulevard, Everett, Snohomish County, Washington, November 14, 2013.

Stratum Group (Stratum) 2014. Environmental Site Assessment: Phase II Soil and Groundwater Investigation. 220 Olympic Boulevard, Everett, Snohomish County, Washington, February 28, 2014.

Environmental Partners, Inc. (EPI) 2014. Additional Site Characterization, Everett Masonic, 220 Olympic Boulevard, Everett, Snohomish County, Washington, December 2, 2014

Environmental Partners, Inc. (EPI) 2015. Additional Site Characterization with Indoor Air Data, Everett Masonic, 220 Olympic Boulevard, Everett, Snohomish County, Washington, March 4, 2015

Notkin Mechanical Engineers 2015. View Ridge Plaza Existing Mechanical Systems Conditions Survey. 220 Olympic Boulevard, Everett, Snohomish County, Washington, September 9, 2015

Terracon Consultants Inc. (Terracon) 2015. Limited Site Investigation. View Ridge Plaza, 220 Olympic Boulevard, Everett, Snohomish County, Washington, November 19, 2015.

Terracon Consultants Inc. (Terracon) 2015a. Revised Limited Site Investigation. View Ridge Plaza, 220 Olympic Boulevard, Everett, Snohomish County, Washington, January 7, 2016.

Terracon Consultants Inc. (Terracon) 2018. Limited Indoor Air Quality Assessment. View Ridge Plaza, 220 Olympic Boulevard, Everett, Snohomish County, Washington, June 12, 2018.

APPENDIX A – EXHIBITS

Exhibit 1. Site Location Map

Exhibit 2. Aerial and Utilities Map

Exhibit 3. Site Diagram

Exhibit 3A. Site Diagram

Exhibit 4. Detailed Site Diagram

Exhibit 5. Soil Analytical Concentrations Map

Exhibit 6. Cross-Section A-A'

Exhibit 7. Cross-Section B-B'

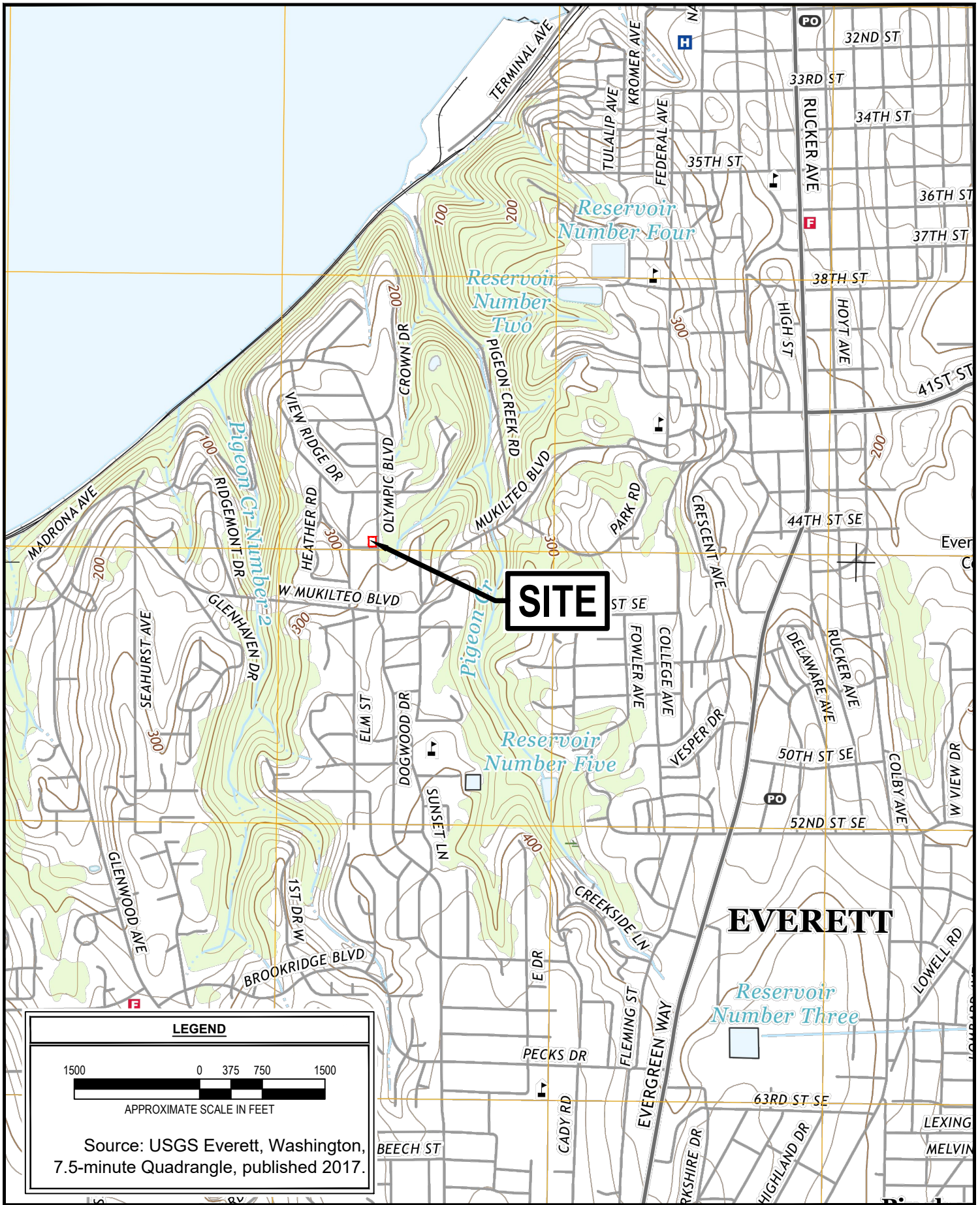
Exhibit 8. Groundwater Analytical Concentrations Map

Exhibit 9. Groundwater Contour and Flow Map April 2019

Exhibit 10. Groundwater Contour and Flow Map June 2019

Exhibit 11. Conceptual Site Model

Exhibit 12. Proposed Remedial Excavation and Horizontal Injection Wells



LEGEND

APPROXIMATE SCALE IN FEET

Source: USGS Everett, Washington, 7.5-minute Quadrangle, published 2017.

Project Mngr:	BAJ
Drawn By:	AMP
Checked By:	BAJ
Approved By:	BAJ

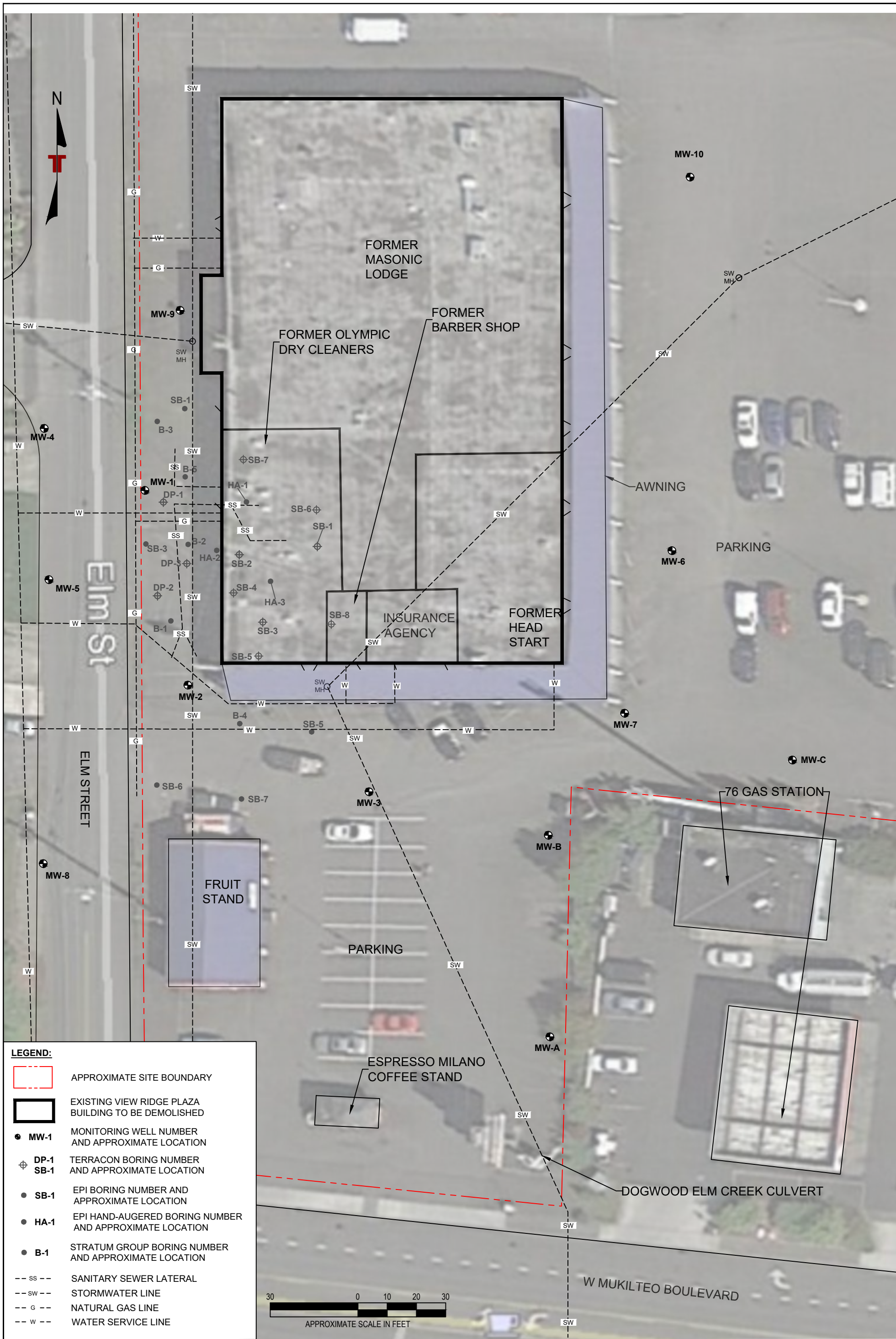
Project No.	81197152
Scale:	AS SHOWN
File No.	EXHIBIT 1
Date:	July 2019

Terracon
 Consulting Engineers and Scientists

21905 64th Avenue W., Site 100 Mountlake Terrace, WA 98043
 PH. (425) 771-3304 FAX. (425) 771-3549

SITE LOCATION MAP
 VIEW RIDGE PLAZA
 220 OLYMPIC BOULEVARD
 EVERETT, SNOHOMISH COUNTY, WASHINGTON

EXHIBIT
 1



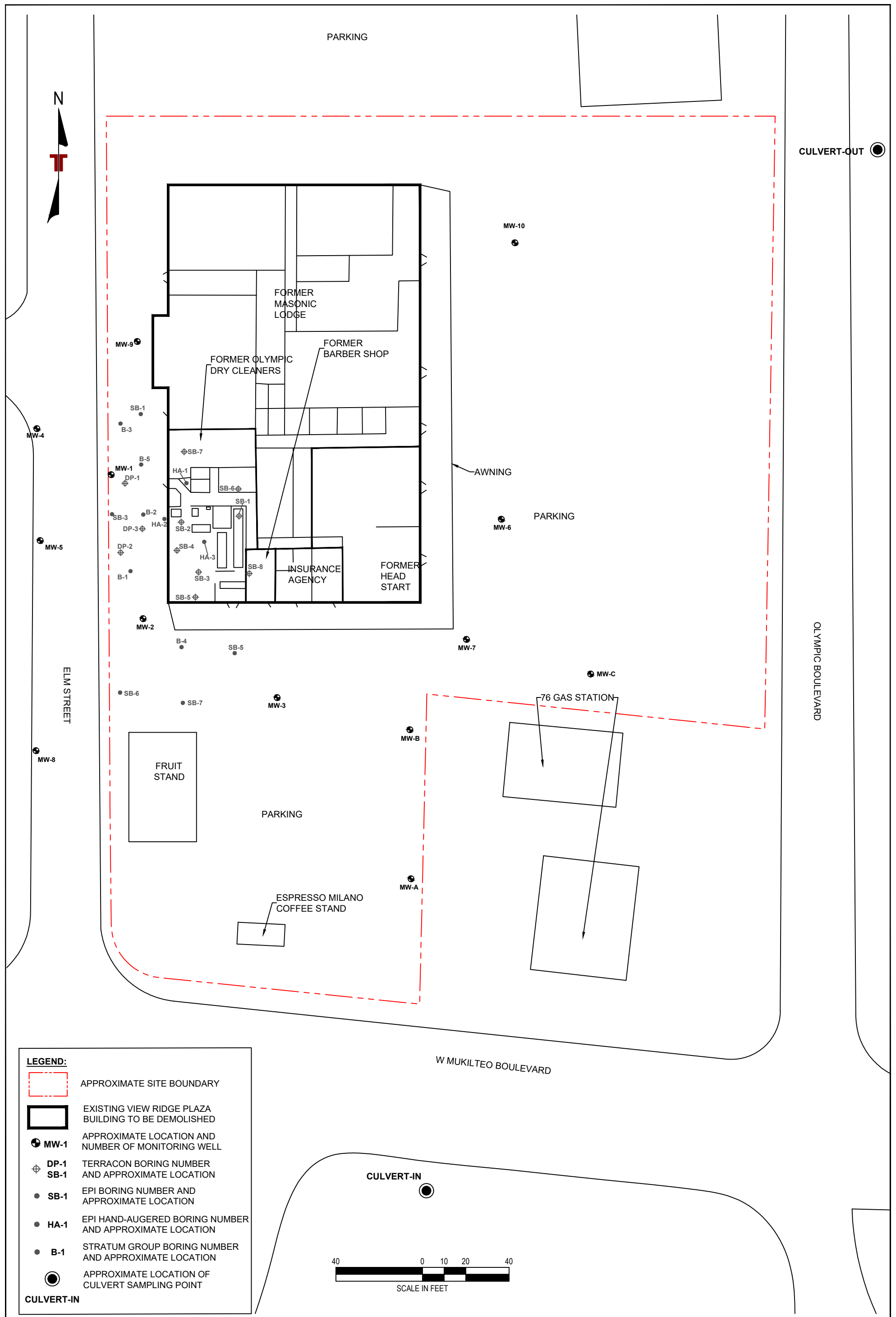
LEGEND:

- APPROXIMATE SITE BOUNDARY
- EXISTING VIEW RIDGE PLAZA BUILDING TO BE DEMOLISHED
- MW-1** MONITORING WELL NUMBER AND APPROXIMATE LOCATION
- DP-1** TERRACON BORING NUMBER AND APPROXIMATE LOCATION
- SB-1** EPI BORING NUMBER AND APPROXIMATE LOCATION
- HA-1** EPI HAND-AUGERED BORING NUMBER AND APPROXIMATE LOCATION
- B-1** STRATUM GROUP BORING NUMBER AND APPROXIMATE LOCATION
- SS** SANITARY SEWER LATERAL
- SW** STORMWATER LINE
- G** NATURAL GAS LINE
- W** WATER SERVICE LINE

Project Mngn:	BAJ	Project No.	81197152
Drawn By:	AMP	Scale:	AS SHOWN
Checked By:	BAJ	File No.	EXHIBIT 2
Approved By:	MYW	Date:	JUNE 2019

Terracon
 Consulting Engineers and Scientists
 21905 64th Avenue W., Site 100 Mountlake Terrace, WA 98043
 PH. (425) 771-3304 FAX. (425) 771-3549


AERIAL & UTILITIES MAP
 VIEW RIDGE PLAZA
 220 OLYMPIC BOULEVARD
 EVERETT, SNOHOMISH COUNTY, WASHINGTON



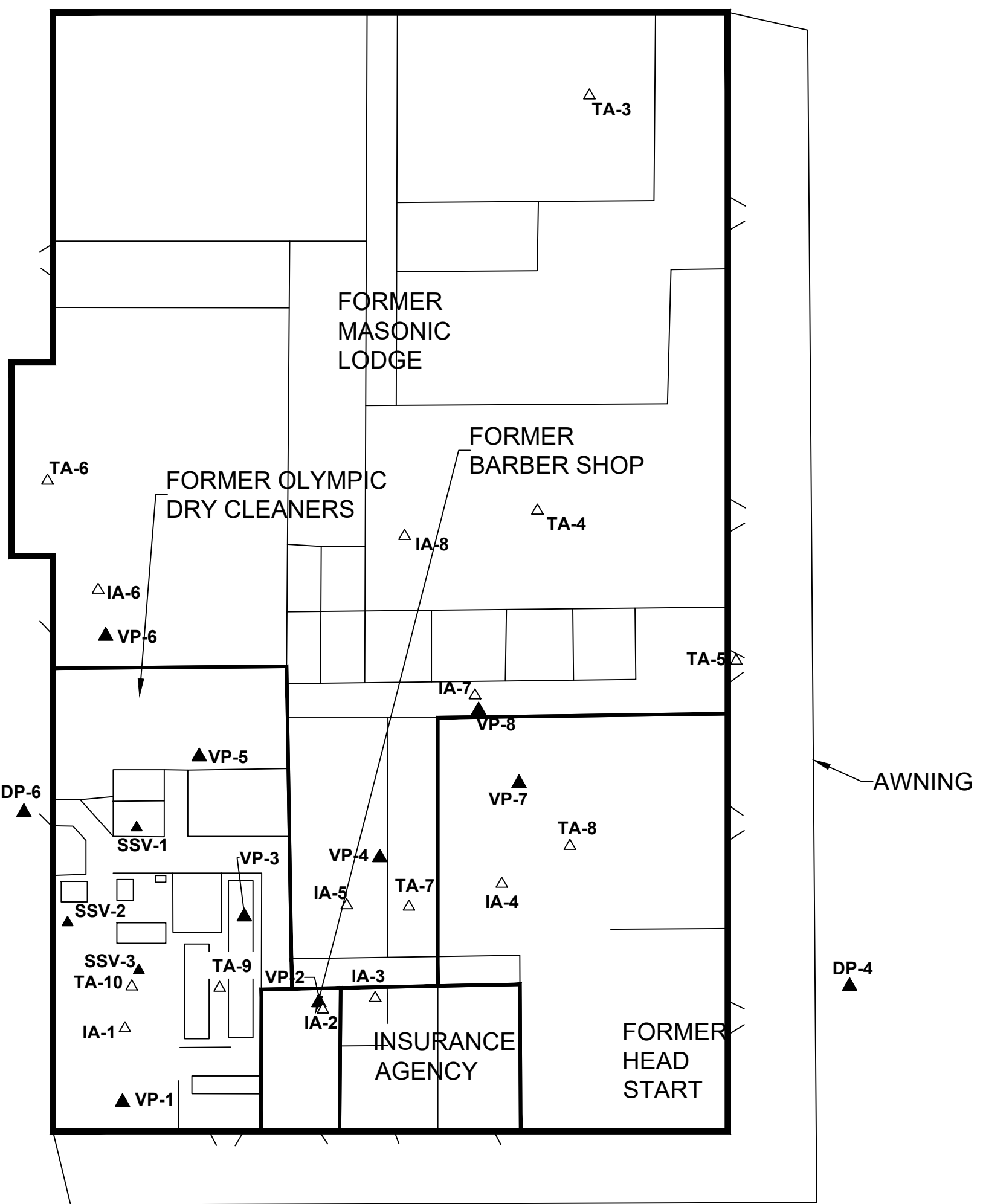
LEGEND:

- APPROXIMATE SITE BOUNDARY
- EXISTING VIEW RIDGE PLAZA BUILDING TO BE DEMOLISHED
- MW-1** APPROXIMATE LOCATION AND NUMBER OF MONITORING WELL
- DP-1** TERRACON BORING NUMBER AND APPROXIMATE LOCATION
- SB-1** EPI BORING NUMBER AND APPROXIMATE LOCATION
- HA-1** EPI HAND-AUGERED BORING NUMBER AND APPROXIMATE LOCATION
- B-1** STRATUM GROUP BORING NUMBER AND APPROXIMATE LOCATION
- APPROXIMATE LOCATION OF CULVERT SAMPLING POINT

CULVERT-IN

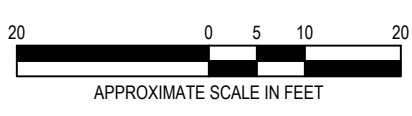


Project Mngr:	BAJ	Project No.:	81197152	 Terracon Consulting Engineers and Scientists <small>21905 64th Avenue W., Ste 100 Mountlake Terrace, WA 98043 PH. (425) 771-3304 FAX. (425) 771-3549</small>	SITE DIAGRAM	EXHIBIT
Drawn By:	AMP	Scale:	AS SHOWN		VIEW RIDGE PLAZA	
Checked By:	BAJ	File No.:	EXHIBIT 3		220 OLYMPIC BOULEVARD	
Approved By:	MYW	Date:	JUNE 2019		EVERETT, SNOHOMISH COUNTY, WASHINGTON	
					3	

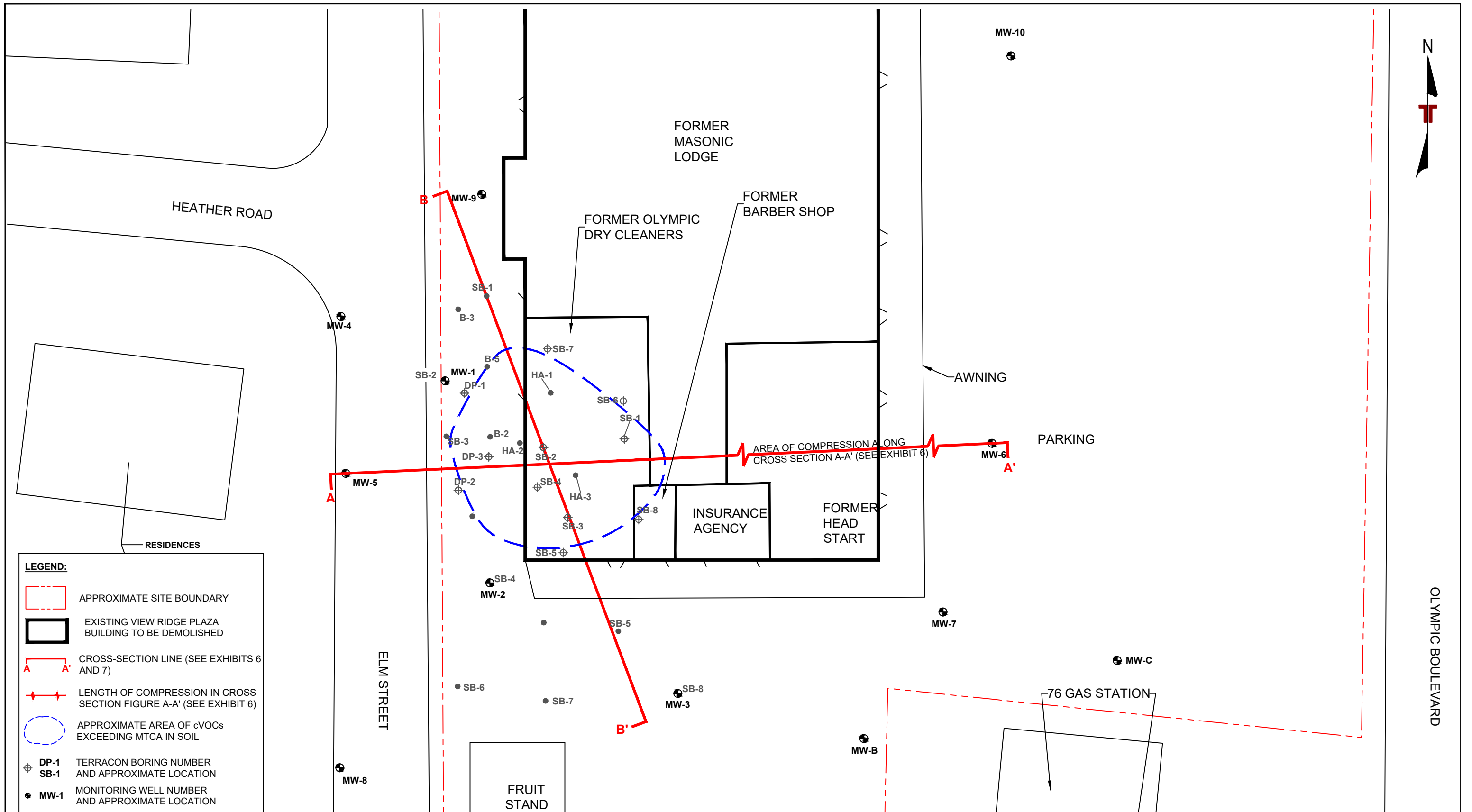


LEGEND:

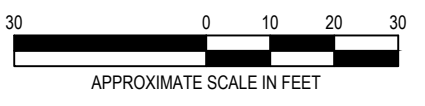
- APPROXIMATE SITE BOUNDARY
- EXISTING VIEW RIDGE PLAZA BUILDING TO BE DEMOLISHED
- VP-1** TERRACON SOIL VAPOR BORING NUMBER AND APPROXIMATE LOCATION
- DP-4** TERRACON SOIL VAPOR BORING NUMBER AND APPROXIMATE LOCATION
- SSV-1** EPI SOIL VAPOR BORING SAMPLE NUMBER AND APPROXIMATE LOCATION
- TA-4** TERRACON INDOOR AIR SAMPLE NUMBER AND APPROXIMATE LOCATION
- IA-2** EPI INDOOR AIR SAMPLE NUMBER AND APPROXIMATE LOCATION



Project Mngn: BAJ Drawn By: AMP Checked By: BAJ Approved By: MYW	Project No. 81197152 Scale: AS SHOWN File No. EXHIBIT 3A Date: JUNE 2019	Terracon Consulting Engineers and Scientists <small>21905 64th Avenue W., Ste 100 Mountlake Terrace, WA 98043 PH. (425) 771-3304 FAX. (425) 771-3549</small>	SITE DIAGRAM WITH AIR SAMPLE LOCATIONS VIEW RIDGE PLAZA 220 OLYMPIC BOULEVARD EVERETT, SNOHOMISH COUNTY, WASHINGTON	EXHIBIT 3A
---	---	--	---	--



- LEGEND:**
- APPROXIMATE SITE BOUNDARY
 - EXISTING VIEW RIDGE PLAZA BUILDING TO BE DEMOLISHED
 - A A' CROSS-SECTION LINE (SEE EXHIBITS 6 AND 7)
 - + + LENGTH OF COMPRESSION IN CROSS SECTION FIGURE A-A' (SEE EXHIBIT 6)
 - APPROXIMATE AREA OF cVOCs EXCEEDING MTCA IN SOIL
 - ⊕ DP-1 TERRACON BORING NUMBER AND APPROXIMATE LOCATION
 - ⊕ SB-1
 - MW-1 MONITORING WELL NUMBER AND APPROXIMATE LOCATION
 - SB-1 EPI BORING NUMBER AND APPROXIMATE LOCATION
 - HA-1 EPI HAND-AUGERED BORING NUMBER AND APPROXIMATE LOCATION
 - B-1 STRATUM GROUP BORING NUMBER AND APPROXIMATE LOCATION



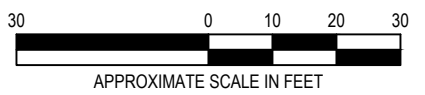
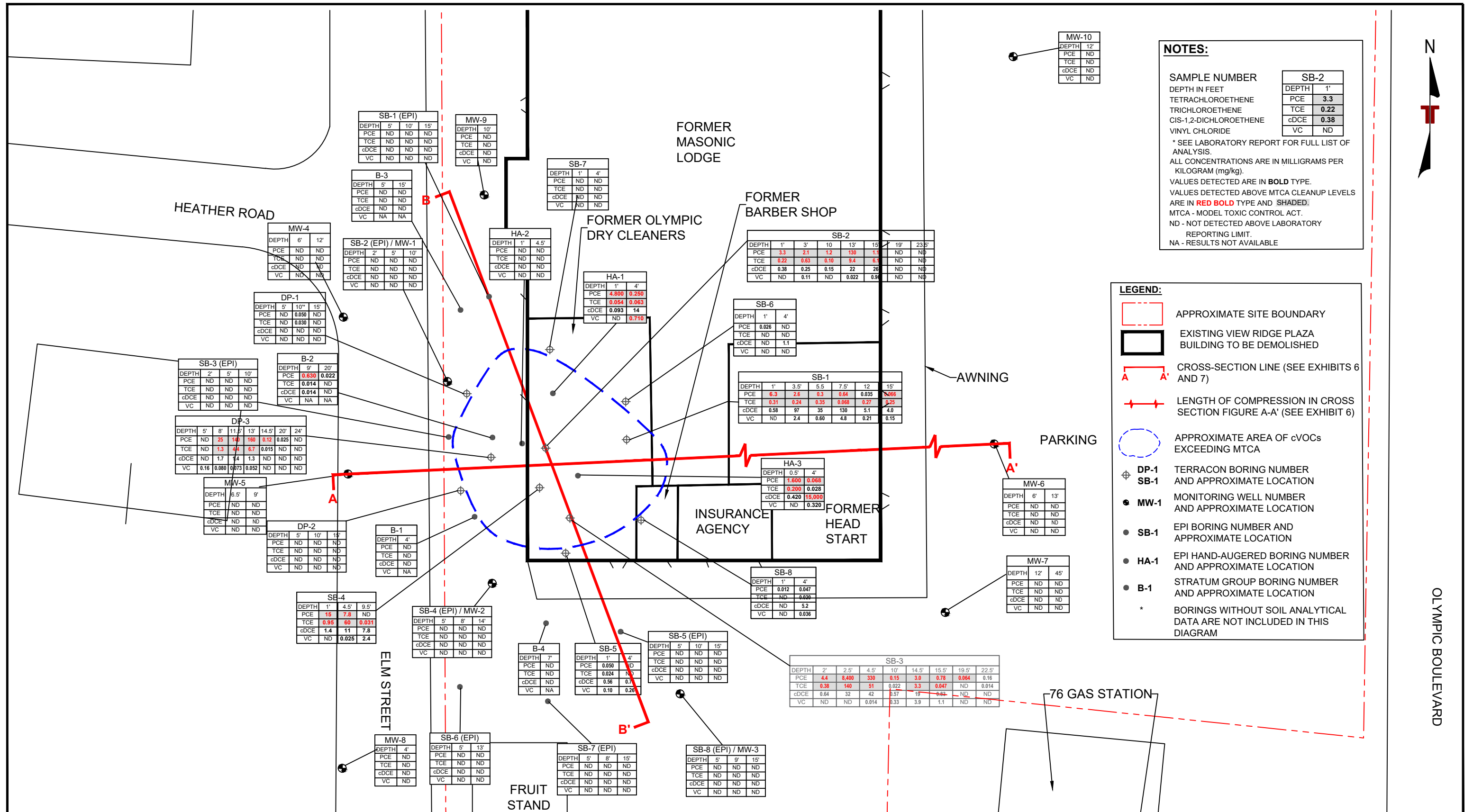
Project Mgr:	BAJ	Project No.	81197152
Drawn By:	SPL	Scale:	AS SHOWN
Checked By:	BAJ	File No.	EXHIBIT 4
Approved By:	MYW	Date:	JUNE 2019

Terracon
 Consulting Engineers and Scientists
 21905 64th Avenue W, Ste 100 Mountlake Terrace, WA 98043
 PH. (425) 771-3304 FAX. (425) 771-3549

DETAILED SITE DIAGRAM
 VIEW RIDGE PLAZA
 220 OLYMPIC BOULEVARD
 EVERETT, SNOHOMISH COUNTY, WASHINGTON

EXHIBIT
4

Basemap PDF file provided by Client and modified by Terracon.



Project Mgr.	BAJ	Project No.	81197152
Drawn By:	SPL	Scale:	AS SHOWN
Checked By:	BAJ	File No.	EXHIBIT 5
Approved By:	MYW	Date:	JUNE 2019

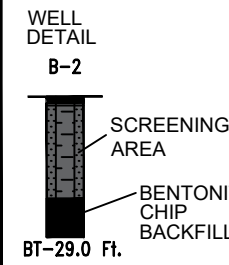
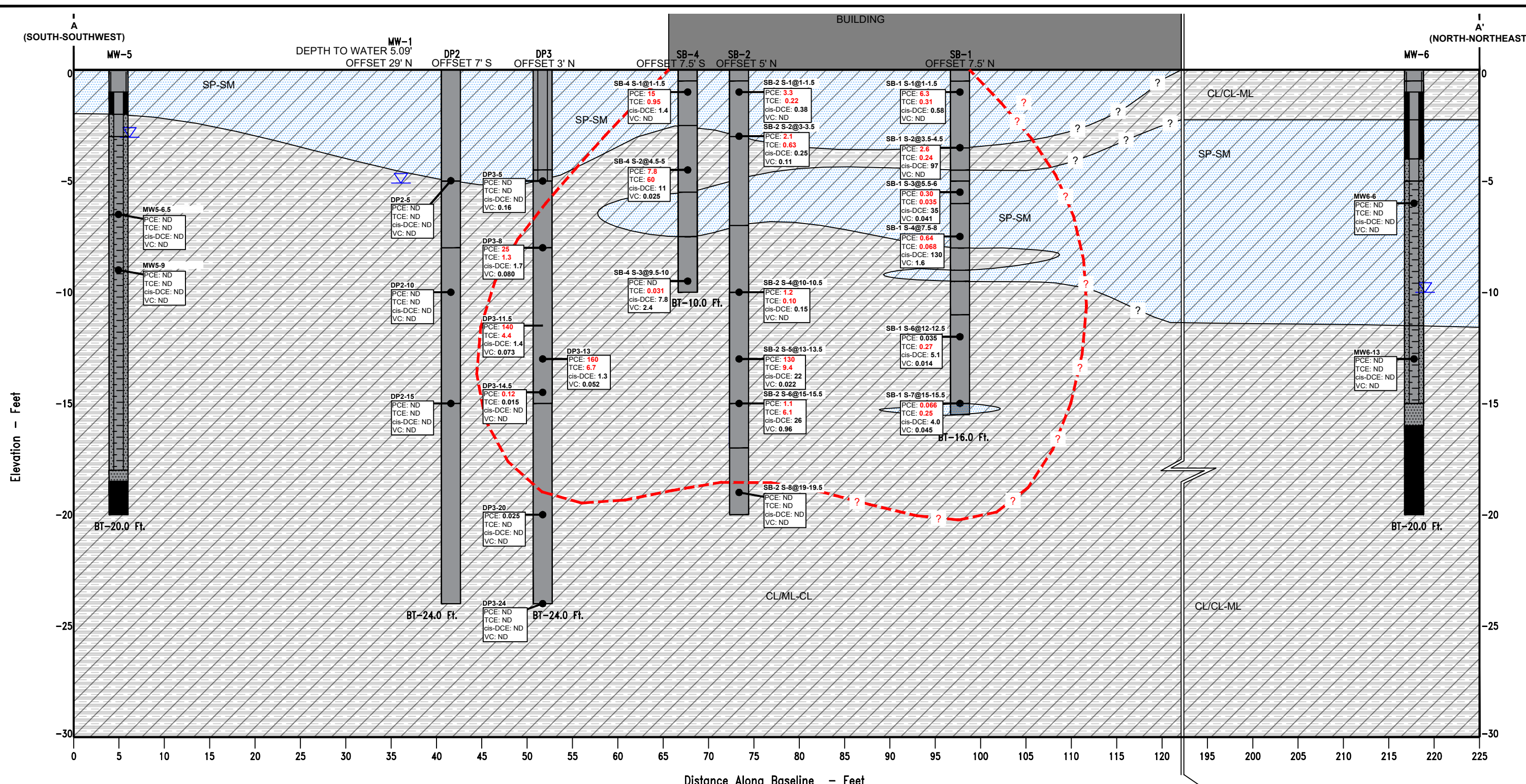
Terracon
 Consulting Engineers and Scientists

21905 64th Avenue W, Ste 100 Mountlake Terrace, WA 98043
 PH. (425) 771-3304 FAX. (425) 771-3549

SOIL ANALYTICAL CONCENTRATIONS MAP

VIEW RIDGE PLAZA
 220 OLYMPIC BOULEVARD
 EVERETT, SNOHOMISH COUNTY, WASHINGTON

Basemap PDF file provided by Client and modified by Terracon.



- B-1 BORING NUMBER
- APPROXIMATE LITHOLOGY CONTACT
- BT 26.5' APPROXIMATE BORING TERMINATION DEPTH (FEET)
- OFFSET 8' E APPROXIMATE DISTANCE AND DIRECTION OF BORING FROM BASELINE
- DP2-5
PCE: 30
TCE: 0.03
cis-DCE: 7
VC: 6
NUMBER AND APPROXIMATE SOIL SAMPLE LOCATION WITH ANALYTICAL DATA (mg/kg)

- ML/ML-CL: SILT TO SILTY CLAY WITH MINOR AMOUNTS OF SAND AND/OR GRAVEL
- SP/SP-SM: SAND WITH VARYING AMOUNTS OF SILT AND GRAVEL
- FILL: FILL

- APPROXIMATE EXTENTS OF LITHOLOGY
- APPROXIMATE LIMIT OF cVOC IMPACTS

COMPRESSION ALONG BASELINE OF APPROXIMATELY 70'

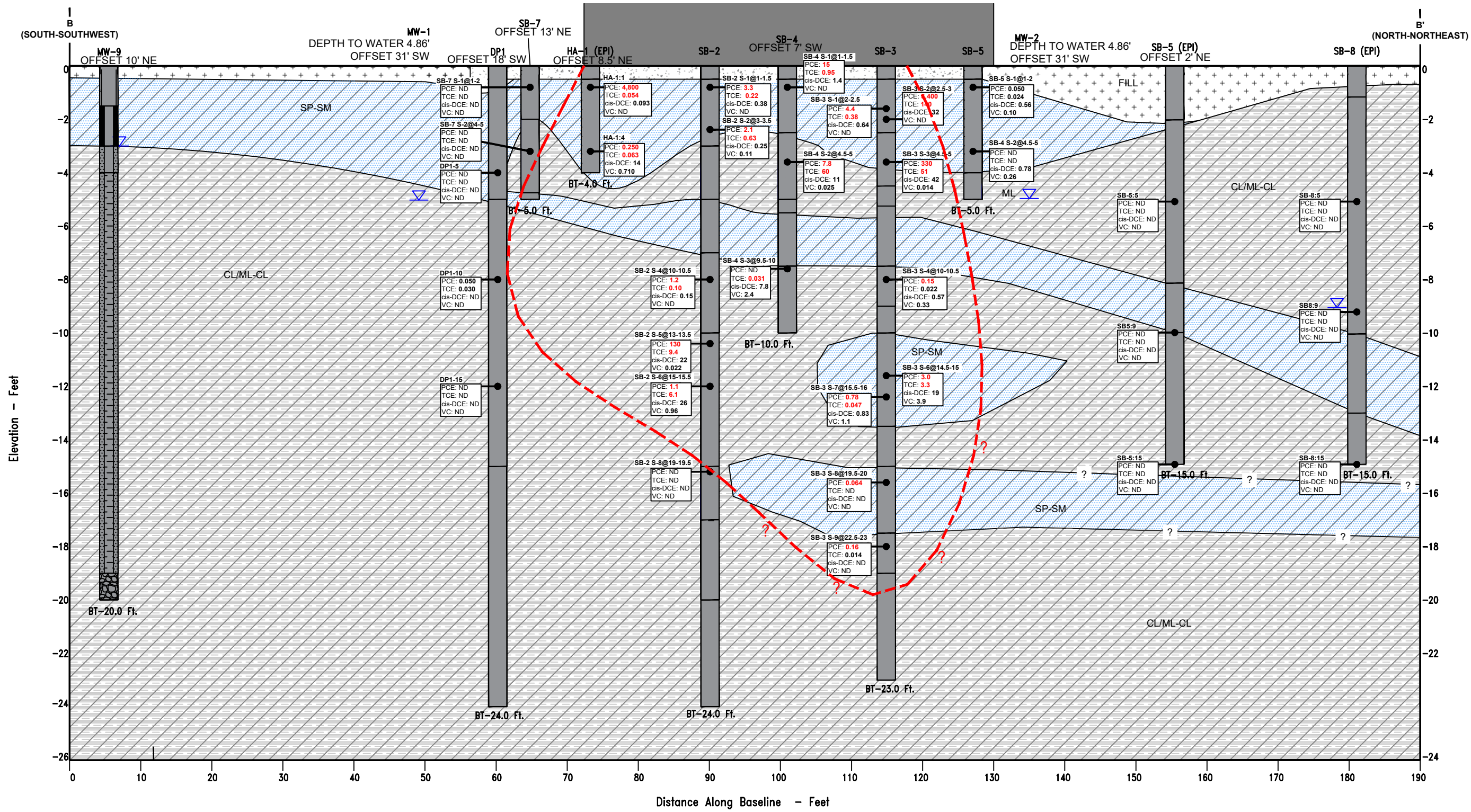
NOTES:
• PLEASE REFER TO CROSS SECTION LINES ON EXHIBIT 4.

Project Mgr:	BAJ	Project No:	81197152
Drawn By:	SPL	Scale:	NOT TO SCALE
Checked By:	KSB	File No:	Exhibit 6
Approved By:	MYW	Date:	August 2019

Terracon
Consulting Engineers and Scientists

21905 64th Avenue W, Ste 100 Mountlake Terrace, WA 98043
PH: (425) 771-3304 FAX: (425) 771-3549

CROSS SECTION A-A'
VIEW RIDGE PLAZA
220 OLYMPIC BOULEVARD
EVERETT, SNOHOMISH COUNTY, WASHINGTON



Project Mgr:	BAJ	Project No:	81197152
Drawn By:	SPL	Scale:	NOT TO SCALE
Checked By:	KSB	File No:	Exhibit 7
Approved By:	MYW	Date:	August 2019

Terracon
Consulting Engineers and Scientists

21905 64th Avenue W, Ste 100 Mountlake Terrace, WA 98043
PH: (425) 771-3304 FAX: (425) 771-3549

CROSS SECTION B-B'
VIEW RIDGE PLAZA
220 OLYMPIC BOULEVARD
EVERETT, SNOHOMISH COUNTY, WASHINGTON



MW-9					
Date	PCE	TCE	cDCE	VC	
6/13/19	ND	ND	ND	ND	

SB-1 (EPI)					
Date	PCE	TCE	cDCE	VC	
10/15/14	ND	ND	ND	ND	

MW-4					
Date	PCE	TCE	cDCE	VC	
6/13/19	ND	ND	ND	ND	

MW-1					
Date	PCE	TCE	cDCE	VC	
10/24/14	ND	ND	8.7	0.33	
9/3/15	ND	ND	3.8	0.66	

B-5					
Date	PCE	TCE	cDCE	VC	
10/24/13	ND	ND	ND	0.28	

SB-2					
Date	PCE	TCE	cDCE	VC	
9/17/15	ND	340	3,600	240	

DP-1					
Date	PCE	TCE	cDCE	VC	
9/17/15	330	42	54	2.8	

SB-3 (EPI)					
Date	PCE	TCE	cDCE	P	
10/15/14	ND	ND	ND	ND	

DP-3					
Date	PCE	TCE	cDCE	VC	
9/17/15	13,000	870	1,100	66	

MW-5					
Date	PCE	TCE	cDCE	VC	
6/13/19	ND	ND	ND	ND	

DP-2					
Date	PCE	TCE	cDCE	VC	
9/17/15	21	3	4.6	0.46	

B-1					
Date	PCE	TCE	cDCE	VC	
10/24/13	ND	ND	ND	0.67	

MW-2					
Date	PCE	TCE	cDCE	VC	
10/24/14	ND	ND	ND	ND	
9/3/15	ND	ND	ND	ND	

SB-3					
Date	PCE	TCE	cDCE	VC	
9/17/15	24,000	2,100	4,700	750	

B-4					
Date	PCE	TCE	cDCE	VC	
10/24/13	ND	ND	ND	0.98	

SB-6 (EPI)					
Date	PCE	TCE	cDCE	VC	
10/15/14	ND	ND	ND	ND	

MW-3					
Date	PCE	TCE	cDCE	VC	
10/24/14	ND	ND	ND	ND	
9/3/15	ND	ND	ND	ND	

MW-B					
Date	PCE	TCE	cDCE	VC	
8/18/14	ND	ND	ND	ND	

MW-C					
Date	PCE	TCE	cDCE	VC	
8/18/14	ND	ND	ND	ND	

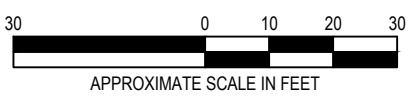
MW-8					
Date	PCE	TCE	cDCE	VC	
6/13/19	ND	ND	ND	ND	

MW-A					
Date	PCE	TCE	cDCE	VC	
8/18/14	ND	ND	ND	ND	

MW-10					
Date	PCE	TCE	cDCE	VC	
6/13/19	ND	ND	ND	ND	

NOTES:
PCE: TETRACHLOROETHENE
TCE: TRICHLOROETHENE
cDCE: CIS-1,2-DICHLOROETHENE
VC: VINYL CHLORIDE
* SEE LABORATORY REPORT FOR FULL LIST OF ANALYSES.
ALL CONCENTRATIONS ARE IN MICROGRAMS PER LITER (µg/l).
VALUES DETECTED ARE IN **BOLD** TYPE.
VALUES DETECTED ABOVE MTCA CLEANUP LEVELS ARE IN **RED BOLD** TYPE SHADED.
MTCA - MODEL TOXIC CONTROL ACT.
ND - NOT DETECTED ABOVE LABORATORY REPORTING LIMIT.

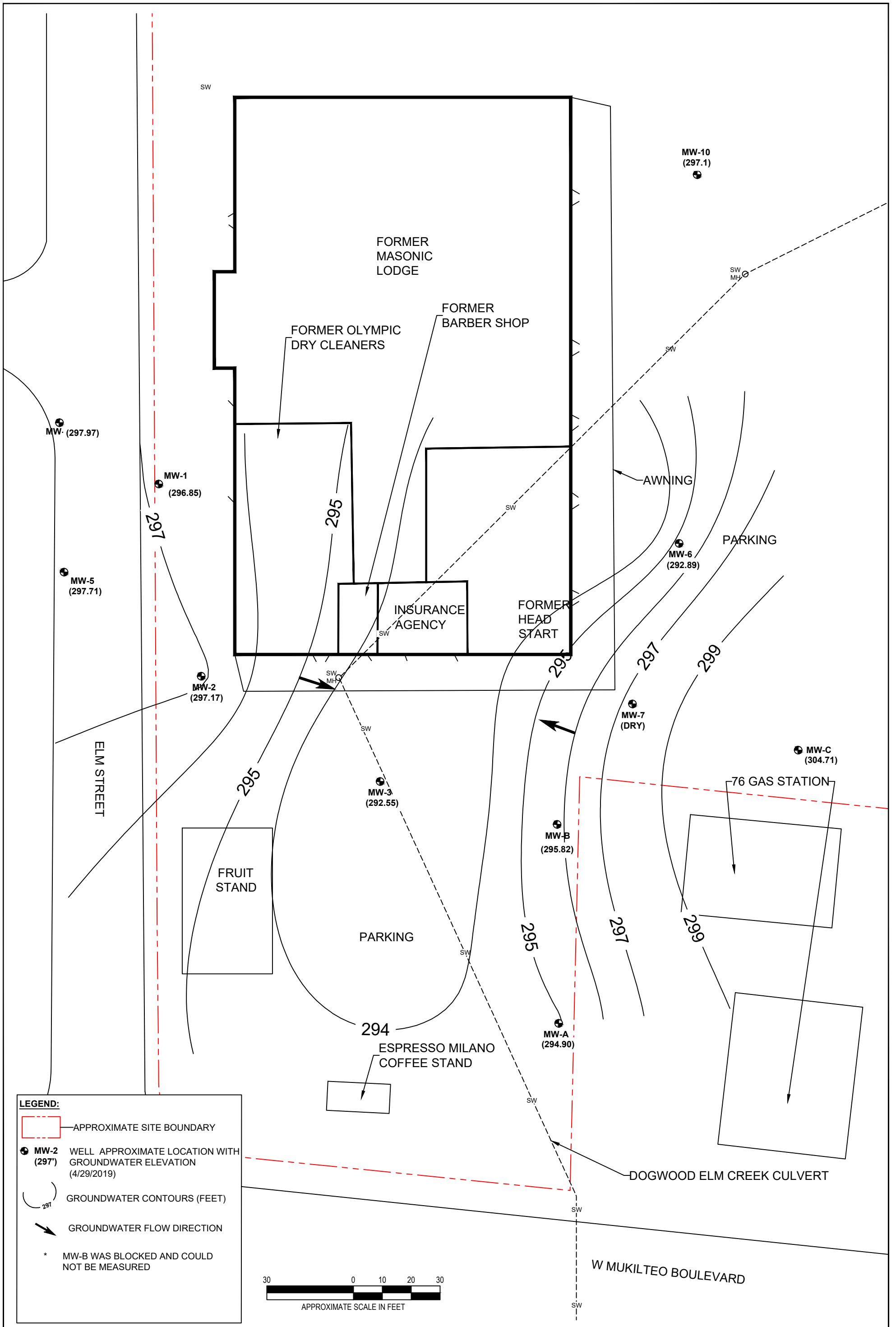
LEGEND:
 APPROXIMATE SITE BOUNDARY
 APPROXIMATE AREA OF cVOCs EXCEEDING MTCA
 DP-1 TERRACON TEMPORARY WELL NUMBER AND APPROXIMATE LOCATION
 SB-1 EPI TEMPORARY WELL NUMBER AND APPROXIMATE LOCATION
 MW-1 MONITORING WELL NUMBER AND APPROXIMATE LOCATION
 SB-1 STRATUM GROUP TEMPORARY WELL NUMBER AND APPROXIMATE LOCATION



Project Mngr:	BAJ	Project No.	81197152
Drawn By:	AMP	Scale:	AS SHOWN
Checked By:	BAJ	File No.	EXHIBIT 8
Approved By:	MYW	Date:	JUNE 2019

Terracon
Consulting Engineers and Scientists
21905 64th Avenue W., Site 100 Mountlake Terrace, WA 98043
PH: (425) 771-3304 FAX: (425) 771-3549

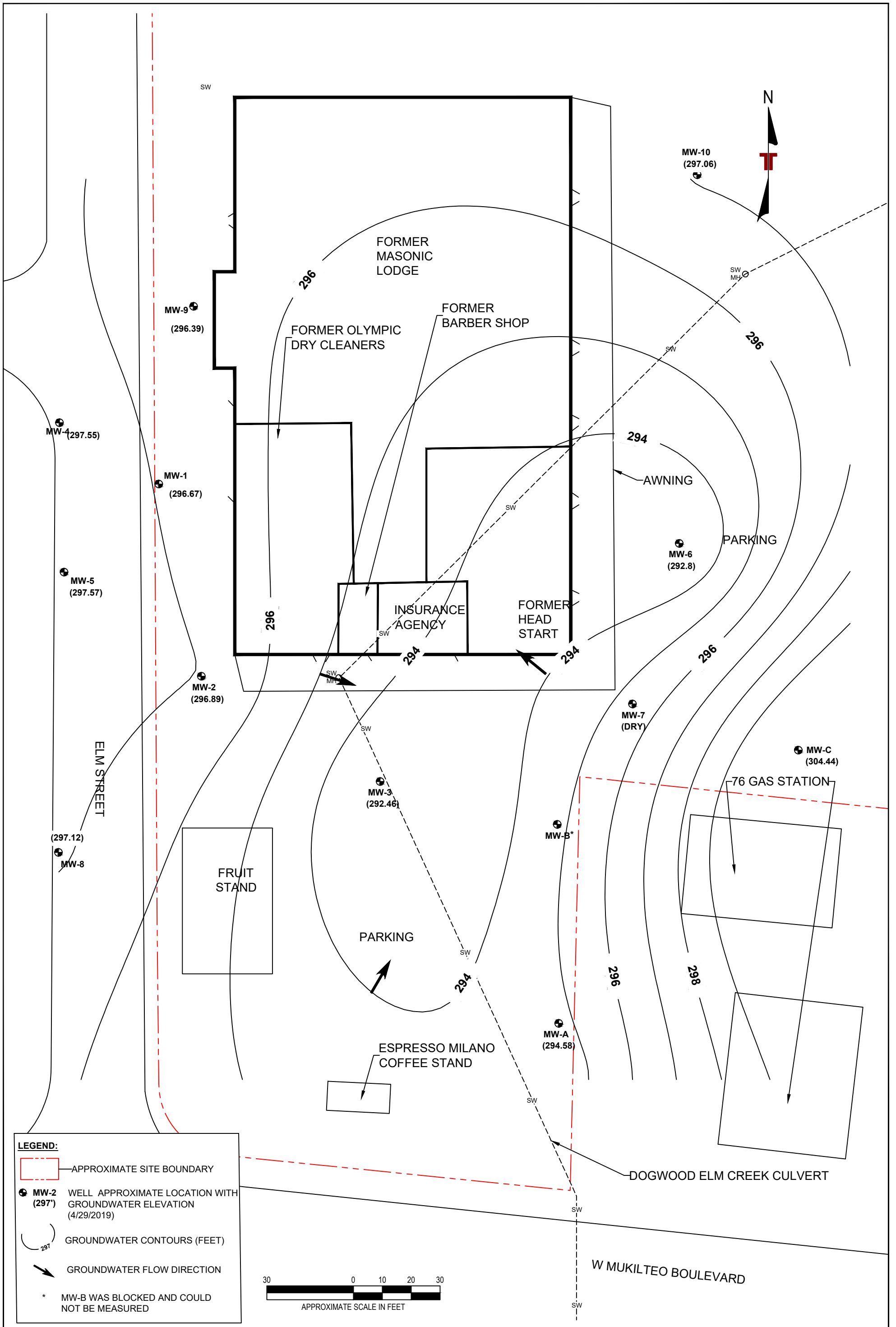
GROUNDWATER ANALYTICAL CONCENTRATIONS MAP
VIEW RIDGE PLAZA
220 OLYMPIC BOULEVARD
EVERETT, SNOHOMISH COUNTY, WASHINGTON



Project Mngr:	BAJ	Project No.	81197152
Drawn By:	JWD	Scale:	AS SHOWN
Checked By:	BAJ	File No.	EXHIBIT 9
Approved By:	MYW	Date:	AUG 2019

Terracon
 Consulting Engineers and Scientists
 21905 64th Avenue W., Ste 100 Mountlake Terrace, WA 98043
 PH. (425) 771-3304 FAX. (425) 771-3549

GROUNDWATER FLOW AND GRADIENT MAP - APRIL 2019
 VIEW RIDGE PLAZA
 220 OLYMPIC BOULEVARD
 EVERETT, SNOHOMISH COUNTY, WASHINGTON



LEGEND:

- APPROXIMATE SITE BOUNDARY
- MW-2 (297')** WELL APPROXIMATE LOCATION WITH GROUNDWATER ELEVATION (4/29/2019)
- GROUNDWATER CONTOURS (FEET)
- GROUNDWATER FLOW DIRECTION
- * MW-B WAS BLOCKED AND COULD NOT BE MEASURED

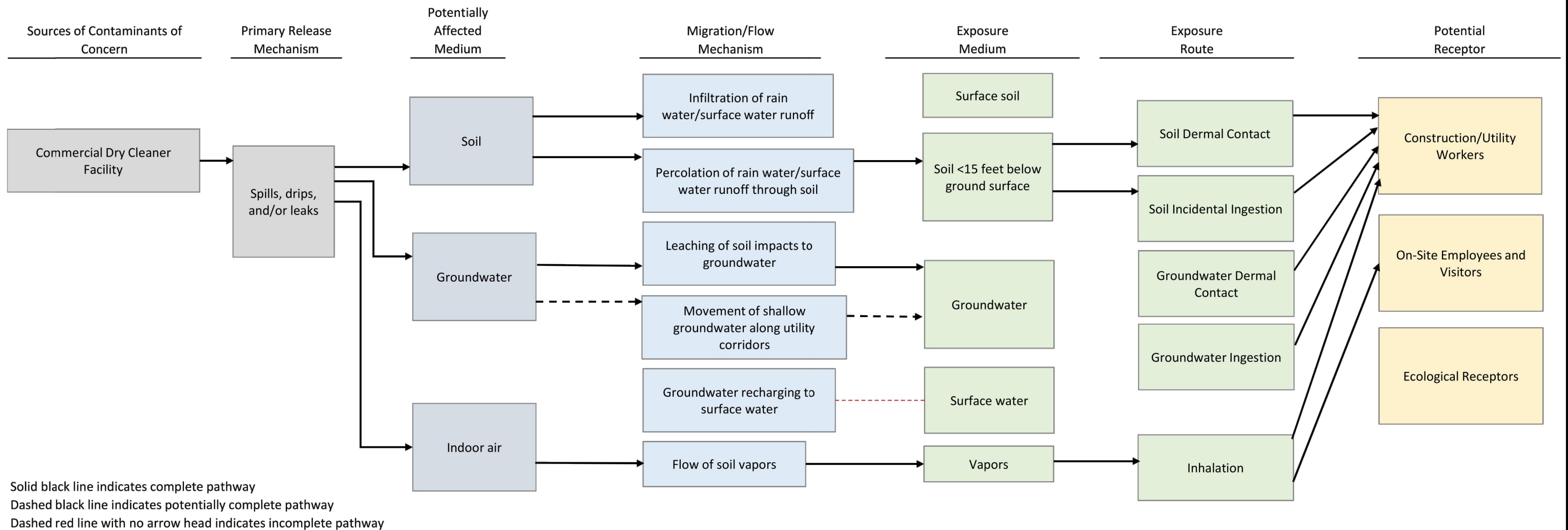
Project Mngr:	BAJ	Project No.	81197152
Drawn By:	JWD	Scale:	AS SHOWN
Checked By:	BAJ	File No.	EXHIBIT 10
Approved By:	MYW	Date:	AUG 2019

Terracon
Consulting Engineers and Scientists

21905 64th Avenue W., Ste 100 Mountlake Terrace, WA 98043
PH. (425) 771-3304 FAX. (425) 771-3549

GROUNDWATER FLOW AND GRADIENT MAP - JUNE 2019

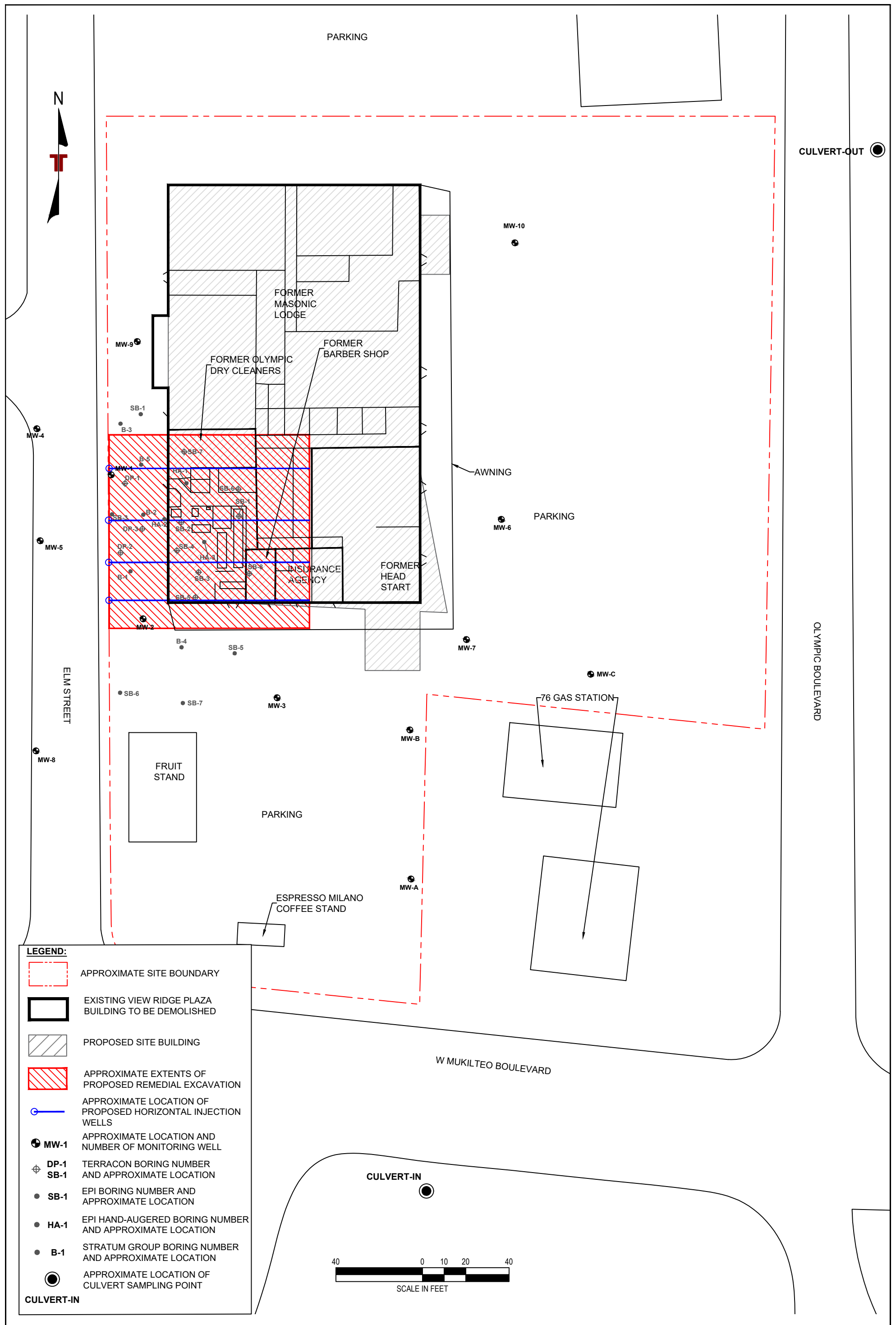
VIEW RIDGE PLAZA
220 OLYMPIC BOULEVARD
EVERETT, SNOHOMISH COUNTY, WASHINGTON



Project Mngr:	BAJ	Project No.	81197152
Drawn By:	SPL	Scale:	AS SHOWN
Checked By:	BAJ	File No.	EXHIBIT 13
Approved By:	MYW	Date:	AUGUST 2019

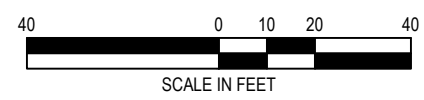
Terracon
 Consulting Engineers and Scientists
 21905 64th Avenue W, Ste 100 Mountlake Terrace, WA 98043
 PH. (425) 771-3304 FAX. (425) 771-3549

CONCEPTUAL SITE MODEL
 VIEW RIDGE PLAZA
 220 OLYMPIC BOULEVARD
 EVERETT, SNOHOMISH COUNTY, WASHINGTON



LEGEND:

- APPROXIMATE SITE BOUNDARY
- EXISTING VIEW RIDGE PLAZA BUILDING TO BE DEMOLISHED
- PROPOSED SITE BUILDING
- APPROXIMATE EXTENTS OF PROPOSED REMEDIAL EXCAVATION
- APPROXIMATE LOCATION OF PROPOSED HORIZONTAL INJECTION WELLS
- MW-1 APPROXIMATE LOCATION AND NUMBER OF MONITORING WELL
- DP-1 TERRACON BORING NUMBER AND APPROXIMATE LOCATION
- SB-1 EPI BORING NUMBER AND APPROXIMATE LOCATION
- HA-1 EPI HAND-AUGERED BORING NUMBER AND APPROXIMATE LOCATION
- B-1 STRATUM GROUP BORING NUMBER AND APPROXIMATE LOCATION
- CULVERT-IN APPROXIMATE LOCATION OF CULVERT SAMPLING POINT



Project Mngr:	BAJ	Project No.:	81197152	 Consulting Engineers and Scientists <small>21905 64th Avenue W., Ste 100 Mountlake Terrace, WA 98043 PH. (425) 771-3304 FAX. (425) 771-3549</small>	PROPOSED REMEDIAL EXCAVATION AND HORIZONTAL INJECTION WELLS	EXHIBIT
Drawn By:	AMP	Scale:	AS SHOWN		VIEW RIDGE PLAZA	
Checked By:	BAJ	File No.:	EXHIBIT 12		220 OLYMPIC BOULEVARD	
Approved By:	MYW	Date:	JUNE 2019		EVERETT, SNOHOMISH COUNTY, WASHINGTON	
					12	

APPENDIX B – TABLES

Table 1. Cumulative Summary of Soil Analytical Results

Table 2. Cumulative Summary of Groundwater Analytical Results

Table 3. Cumulative Summary of Soil Vapor Analytical Results

Table 4. Cumulative Summary of Indoor Air Analytical Results

Table 5. Cumulative Summary of Groundwater Elevation Data

Table 6. Site-Specific Remedial Action Technology Screening

Table 7. Disproportionate Cost Analysis

TABLE 2
CUMULATIVE SUMMARY OF GROUNDWATER ANALYTICAL RESULTS
View Ridge Plaza
220 Olympic Boulevard
Everett, Snohomish County, Washington

all concentrations are in micrograms per liter (µg/l)

Boring ID	Sample Name	Sample Date	VOCs ¹										
			Tetrachloroethylene (PCE)	Trichloroethylene (TCE)	Cis-1,2-Dichloroethylene (cis-DCE)	Trans-1,2-Dichloroethylene (trans-DCE)	Vinyl Chloride (VC)	1,1-Dichloroethene (1,1-DCE)	P-Isopropyltoluene	Toluene	Benzene	1,2-Dibromoethane	Chloroethane
MTCA Method A Cleanup Level			5	5	16*	160*	0.20	400*	NE	1,000	5	0.01	NE
Terracon Groundwater Analytical Results 2019													
MW-4	MW-4	6/13/19	ND (<2.0)	ND (<2.0)	ND (<2.0)	ND (<2.0)	ND (<0.2)	ND (<2.0)	ND (<2.0)	ND (<2.0)	ND (<2.0)	ND (<0.010)	ND (<2.0)
MW-5	MW-5	6/13/19	ND (<2.0)	ND (<2.0)	ND (<2.0)	ND (<2.0)	ND (<0.2)	ND (<2.0)	ND (<2.0)	ND (<2.0)	ND (<2.0)	ND (<0.010)	ND (<2.0)
MW-8	MW-8	6/13/19	ND (<2.0)	ND (<2.0)	ND (<2.0)	ND (<2.0)	ND (<0.2)	ND (<2.0)	ND (<2.0)	ND (<2.0)	ND (<2.0)	ND (<0.010)	ND (<2.0)
MW-9	MW-9	6/13/19	ND (<2.0)	ND (<2.0)	ND (<2.0)	ND (<2.0)	ND (<0.2)	ND (<2.0)	ND (<2.0)	ND (<2.0)	ND (<2.0)	ND (<0.010)	ND (<2.0)
MW-10	MW-10	6/13/19	ND (<2.0)	ND (<2.0)	ND (<2.0)	ND (<2.0)	ND (<0.2)	ND (<2.0)	ND (<2.0)	ND (<2.0)	ND (<2.0)	ND (<0.010)	ND (<2.0)
Terracon Dogwood Elm Creek Water Analytical Results 2019													
Culvert In	Culvert In	6/5/19	ND (<2.0)	ND (<2.0)	ND (<2.0)	ND (<2.0)	ND (<0.2)	ND (<2.0)	NA	NA	NA	NA	NA
Culvert Out	Culvert Out	6/5/19	ND (<2.0)	ND (<2.0)	ND (<2.0)	ND (<2.0)	ND (<0.2)	ND (<2.0)	NA	NA	NA	NA	NA
Terracon Groundwater Analytical Results 2015													
MW-1	MW-1	9/3/2015	ND (<2.0)	ND (<2.0)	3.8	ND (<2.0)	0.66	ND (<2.0)	ND (<2.0)	ND (<2.0)	ND (<2.0)	ND (<0.010)	ND (<2.0)
MW-2	MW-2	9/3/2015	ND (<2.0)	ND (<2.0)	ND (<2.0)	ND (<2.0)	ND (<0.2)	ND (<2.0)	ND (<2.0)	ND (<2.0)	ND (<2.0)	ND (<0.010)	ND (<2.0)
MW-3	MW-3	9/3/2015	ND (<2.0)	ND (<2.0)	ND (<2.0)	ND (<2.0)	ND (<0.2)	ND (<2.0)	ND (<2.0)	ND (<2.0)	ND (<2.0)	ND (<0.010)	ND (<2.0)
SB-1	SB-1-W	9/17/2015	ND (<500)	ND (<500)	13,000	ND (<500)	830	ND (<500)	ND (<2.0)	ND (<2.0)	ND (<2.0)	ND (<0.010)	ND (<2.0)
SB-2	SB-2-W	9/17/2015	ND (<200)	340	3,600	29	240	6.9	ND (<2.0)	ND (<2.0)	ND (<2.0)	ND (<0.010)	15
SB-3	SB-3-W	9/17/2015	24,000	2,100	4,700	ND (<200)	750	ND (<2.0)	ND (<2.0)	2	ND (<2.0)	ND (<0.010)	10
DP1	DP1-W	9/17/2015	330	42	54	ND (<2.0)	2.8	ND (<2.0)	ND (<2.0)	ND (<2.0)	ND (<2.0)	ND (<0.010)	ND (<2.0)
DP2	DP2-W	9/17/2015	21	3	4.6	ND (<2.0)	0.46	ND (<2.0)	ND (<2.0)	ND (<2.0)	ND (<2.0)	ND (<0.010)	ND (<2.0)
DP3	DP3-W	9/17/2015	13,000	870	1100	3	66	7.1	ND (<2.0)	ND (<2.0)	ND (<2.0)	ND (<0.010)	ND (<2.0)
Environmental Partners Inc 2014 & Stratum Group 2013 Historical Groundwater Analytical Results													
MW-A	MW-A	10/24/2013	NA	NA	NA	NA	NA	NA	NA	ND (<1.0)	ND (<1.0)	NA	NA
MW-B	MW-B	10/24/2013	NA	NA	NA	NA	NA	NA	NA	ND (<1.0)	ND (<1.0)	NA	NA
MW-C	MW-C	10/24/2013	NA	NA	NA	NA	NA	NA	NA	ND (<1.0)	ND (<1.0)	NA	NA
B-1	B1-W	10/24/2013	ND (<2.0)	ND (<2.0)	ND (<2.0)	ND (<2.0)	0.67	ND (<2.0)	NA	NA	NA	NA	NA
B-4	B4-W	10/24/2013	ND (<2.0)	ND (<2.0)	ND (<2.0)	ND (<2.0)	0.98	ND (<2.0)	NA	NA	NA	NA	NA
B-5	B5-W	10/24/2013	ND (<2.0)	ND (<2.0)	ND (<2.0)	ND (<2.0)	0.28	ND (<2.0)	NA	NA	NA	NA	NA
MW-A	MW-A-08/18/14	08/18/2014	ND (<2.0)	ND (<2.0)	ND (<2.0)	ND (<2.0)	ND (<0.2)	ND (<2.0)	NA	NA	NA	NA	NA
MW-B	MW-B-08/18/14	08/18/2014	ND (<2.0)	ND (<2.0)	ND (<2.0)	ND (<2.0)	ND (<0.2)	ND (<2.0)	NA	NA	NA	NA	NA
MW-C	MW-C-08/18/14	08/18/2014	ND (<2.0)	ND (<2.0)	ND (<2.0)	ND (<2.0)	ND (<0.2)	ND (<2.0)	NA	NA	NA	NA	NA
MW-1	MW-1-102414	10/24/2014	ND (<2.0)	ND (<2.0)	8.7	ND (<2.0)	0.33	ND (<2.0)	NA	NA	NA	NA	NA
MW-2	MW-2-102414	10/24/2014	ND (<2.0)	ND (<2.0)	ND (<2.0)	ND (<2.0)	ND (<0.2)	ND (<2.0)	NA	NA	NA	NA	NA
MW-3	MW-3-102414	10/24/2014	ND (<2.0)	ND (<2.0)	ND (<2.0)	ND (<2.0)	ND (<0.2)	ND (<2.0)	NA	NA	NA	NA	NA
SB-1	SB-1:RGW	10/15/2014	ND (<2.0)	ND (<2.0)	ND (<2.0)	ND (<2.0)	ND (<0.2)	ND (<2.0)	NA	NA	NA	NA	NA
SB-3	SB-3:RGW	10/15/2014	ND (<2.0)	ND (<2.0)	ND (<2.0)	ND (<2.0)	ND (<0.2)	ND (<2.0)	NA	NA	NA	NA	NA
SB-6	SB-6:RGW	10/15/2014	ND (<2.0)	ND (<2.0)	ND (<2.0)	ND (<2.0)	ND (<0.2)	ND (<2.0)	NA	NA	NA	NA	NA

Note: Values detected above laboratory method reporting limits (MRLs) are in **BOLD** type.
Values detected above MTCA cleanup levels are in red **BOLD** and shaded.

VOCs - Volatile organic compounds
MTCA - Model Toxics Control Act
ND - Not detected above laboratory reporting limit.
NE - Not established per the CLARC May 2019 data tables
NA - Not Analyzed
* - MTCA Method B Cleanup Level - Unrestricted Land Use
1 - Only analytes detected above laboratory detection limits are included, refer to the analytical report for complete analytes list

TABLE 3
CUMULATIVE SUMMARY OF SOIL VAPOR ANALYTICAL RESULTS
View Ridge Plaza
220 Olympic Boulevard
Everett, Snohomish County, Washington

all concentrations are in micrograms per cubic meter (µg/m³)

Boring ID	Sample Name	Sample Date	VOCs ¹									
			Tetrachloroethylene (PCE)	Trichloroethylene (TCE)	Cis-1,2-Dichloroethene (cis-DCE)	Trans-1,2-Dichloroethene (trans-DCE)	Vinyl Chloride (VC)	1,1-Dichloroethene (1,1-DCE)	Benzene	1,1,1-Trichloroethane	Carbon Tetrachloride	Chloroform
Sub-Slab Soil Gas Screening Levels			320	12	NE	NE	9.4	3,000	11	76,000	14	3.6
Terracon Soil Vapor Analytical Results 2015												
SSV-1	SSV-1	9/17/2015	440,000 H3	10,000	37,000 H3	430	350	ND (<200)	ND (<200)	410	ND (<200)	280
DP-4	DP4-V	9/16/2015	ND (<200)	ND (<200)	ND (<200)	ND (<200)	ND (<20)	ND (<200)	ND (<200)	ND (<200)	ND (<200)	ND (<200)
DP-5	DP5-V	9/16/2015	ND (<200)	ND (<200)	ND (<200)	ND (<200)	ND (<20)	ND (<200)	ND (<200)	ND (<200)	ND (<200)	ND (<200)
DP-6	DP6	9/17/2015	550 H4	ND (<200)	2,600	ND (<200)	1,900	ND (<200)	ND (<200)	ND (<200)	ND (<200)	ND (<200)
DP-7	DP7	9/17/2015	250 H4	ND (<200)	ND (<200)	ND (<200)	170	ND (<200)	ND (<200)	ND (<200)	ND (<200)	ND (<200)
VP-1	VP1	9/17/2015	340,000 H3	47,000 H3	79,000 H3	1,700	1,100	1,000	ND (<200)	ND (<200)	ND (<200)	ND (<200)
VP-2	VP2	9/17/2015	120,000 H3	15,000 H3	19,000 H3	0.18	530	460	ND (<200)	ND (<200)	ND (<200)	270
VP-3	VP3	9/17/2015	660,000 H3	50,000 H3	100,000 H3	1,700	1,600	1,000	ND (<200)	590	ND (<200)	ND (<200)
VP-4	VP4	9/17/2015	110,000 H3	7,300	6,300	ND (<200)	93	ND (<200)	ND (<200)	ND (<200)	ND (<200)	ND (<200)
VP-5	VP5	9/17/2015	28,000 H3	2,000	2,400	ND (<200)	ND (<20)	ND (<200)	ND (<200)	ND (<200)	ND (<200)	ND (<200)
VP-6	VP6	9/17/2015	36,000 H3	1,500	1,300	ND (<200)	ND (<20)	ND (<200)	ND (<200)	ND (<200)	ND (<200)	ND (<200)
VP-7	VP7	9/17/2015	47,000 H3	1,800	2,200	ND (<200)	ND (<20)	ND (<200)	ND (<200)	ND (<200)	ND (<200)	ND (<200)
VP-8	VP8	9/17/2015	43,000 H3	1,900	2,100	ND (<200)	ND (<20)	ND (<200)	ND (<200)	ND (<200)	ND (<200)	ND (<200)
Environmental Partners Inc. Soil Vapor Analytical Results 2014												
SSV-1	SSV-1	10/23/2014	37,600 E	9,810 E	14,500 E	663	190	143	13.9	NA	2.23	178
SSV-2	SSV-2	10/23/2014	12,600 E	6,010 E	9,820 E	385	50.7	1.09	4.38	NA	ND (<1.26)	10.2
SSV-3	SSV-3	10/23/2014	22,800 E	14,700 E	35,400 E	15,800 E	3.2	12,500	101	NA	ND (<20.1)	382

Note: Values detected are in **BOLD** type and values exceeding MTCA cleanup levels are in red **BOLD** and shaded.
Screening Level established per Ecology's CLARC May 2019 data tables

CLARC - Cleanup Levels and Risk Calculation
VOCs - Volatile organic compounds
MTCA - Model Toxics Control Act
NE - Not established per the Ecology May 2019 data table
ND - Not detected above laboratory reporting limit
NA - Not analyzed

1 - Analytes detected above the laboratory detection limit are included, refer to the analytical report for a complete list of analytes.
2 - Value from Table B-1, Guidance for Evaluating Soil Vapor Intrusion in Washington State, Ecology 2009.
H3 - Analysis of sample dilution performed outside of hold time
H4 - Sample re-analysis or confirmation performed outside of hold time
E - Value above quantitation range

TABLE 4
CUMULATIVE SUMMARY OF INDOOR AIR ANALYTICAL RESULTS
View Ridge Plaza
220 Olympic Boulevard
Everett, Snohomish County, Washington

all concentrations are in micrograms per cubic meter (µg/m³)

Boring ID or Sample Location	Sample Name	Sample Date	VOCs ¹									
			Tetrachloroethylene (PCE)	Trichloroethylene (TCE)	Cis-1,2-Dichloroethene (cis-DCE)	Trans-1,2-Dichloroethene (trans-DCE)	Vinyl Chloride (VC)	1,1-Dichloroethene (1,1-DCE)	Benzene	1,1,1-Trichloroethane (TCA)	Carbon Tetrachloride	Chloroform
MTCA Method B Cleanup Level (default values)			9.6	0.37	16 ²	27.4	0.28	91	0.32	2,300	0.42	0.11
MTCA Method B Cleanup Level (Reasonable Maximum Exposure for a commercial facility)³			42.2	2.57	153.5	NE	1.2	NE	1.4	NE	1.3	1.4
Terracon Indoor Air Analytical Results 2018 (Compared to Default Values)												
Roof top	Roof top No.1	6/7/2018	ND (<0.68)	ND (<0.27)	ND (<0.4)	ND (<0.4)	ND (<0.26)	ND (<0.4)	ND (<0.32)	ND (<0.55)	ND (<0.63)	0.11
Roof top	Roof top No.2	6/7/2018	0.74	ND (<0.27)	ND (<0.4)	ND (<0.4)	ND (<0.26)	ND (<0.4)	ND (<0.32)	ND (<0.55)	ND (<0.63)	0.11
Ambient Ground Level	Ambient Ground Level	6/7/2018	ND (<0.68)	ND (<0.27)	ND (<0.4)	ND (<0.4)	ND (<0.26)	ND (<0.4)	ND (<0.32)	ND (<0.55)	ND (<0.63)	0.11
#1 Masonic NW Corner	Masonic NW Corner	6/7/2018	0.83	ND (<0.27)	ND (<0.4)	ND (<0.4)	ND (<0.26)	ND (<0.4)	0.61	ND (<0.55)	ND (<0.63)	1.09
#2 Masonic Storage	Masonic Storage	6/7/2018	ND (<0.68)	ND (<0.27)	ND (<0.4)	ND (<0.4)	ND (<0.26)	ND (<0.4)	0.82	ND (<0.55)	ND (<0.63)	0.05
#3 Masonic Offices	Masonic Offices	6/7/2018	1.1	ND (<0.27)	ND (<0.4)	ND (<0.4)	ND (<0.26)	ND (<0.4)	0.38	ND (<0.55)	ND (<0.63)	0.05
#4 Masonic South Lodge	Masonic South Lodge	6/7/2018	7.5	ND (<0.27)	0.44	ND (<0.4)	ND (<0.26)	ND (<0.4)	0.74	ND (<0.55)	ND (<0.63)	0.38
#5 Masonic Dining Room	Masonic Dining Room	6/7/2018	6.8	0.34	0.63	ND (<0.4)	ND (<0.26)	ND (<0.4)	0.59	ND (<0.55)	ND (<0.63)	0.27
#6 Head Start Storage	Head Start Storage	6/7/2018	23	1.2	2.5	ND (<0.4)	ND (<0.26)	ND (<0.4)	0.54	ND (<0.55)	ND (<0.63)	0.30
#7 Dry Cleaner East Side	Dry Cleaner East Side	6/7/2018	160	11	18	ND (<0.4)	ND (<0.26)	ND (<0.4)	0.47	ND (<0.55)	ND (<0.63)	0.23
#8 Dry Cleaner West Side	Dry Cleaner West Side	6/7/2018	310	20	40	ND (<0.4)	0.35	ND (<0.4)	0.44	ND (<0.55)	ND (<0.63)	0.38
Environmental Partners Inc. Historical Indoor Air Analytical Results (Compared to RME Values)												
Dry Cleaner	IA-1	12/15/2014	883	22.3	26.2	0.849	0.451	0.454	1.86	2.83	0.705	2.8
Barber Shop	IA-2	12/15/2014	70	3.83	8.64	ND (<0.0238)	ND (<0.217)	ND (<0.0357)	1.96	0.307	0.687	0.875
Insurance Agency	IA-3	12/15/2014	6.49	ND (<0.0914)	ND (<0.0793)	ND (<0.0238)	ND (<0.217)	ND (<0.0357)	1.43	ND (<0.0273)	0.566	0.45
Background 1	BG-1	12/15/2014	1.66	ND (<0.0914)	ND (<0.0793)	ND (<0.0238)	ND (<0.217)	ND (<0.0357)	0.807	ND (<0.0273)	0.592	ND (<0.0977)
Headstart Storage	IA-4	1/13/2015	95.7	1.32	1.57	ND (<0.0238)	ND (<0.217)	ND (<0.0357)	3.99	0.227	0.687	4.75
Masonic Dining Room	IA-5	1/13/2015	94.5	1.13	1.56	ND (<0.0238)	ND (<0.217)	ND (<0.0357)	1.6	ND (<0.0273)	0.574	0.742
Masonic South Lodge	IA-6	1/13/2015	64.4	0.762	0.964	ND (<0.0238)	ND (<0.217)	ND (<0.0357)	1.64	ND (<0.0273)	0.575	0.566
Masonic Offices Hall	IA-7	1/13/2015	71.2	0.742	1.03	ND (<0.0238)	ND (<0.217)	ND (<0.0357)	1.46	ND (<0.0273)	0.563	0.654
Masonic Storage	IA-8	1/13/2015	22.1	0.265	0.291	ND (<0.0238)	ND (<0.217)	ND (<0.0357)	1.39	ND (<0.0273)	0.561	0.566
Background 2	BG-2	1/13/2015	1.75	ND (<0.0914)	ND (<0.0793)	ND (<0.0238)	ND (<0.217)	ND (<0.0357)	1.29	ND (<0.0273)	0.556	ND (<0.0977)
Dry Cleaner	IA-1	4/23/2015	123	4.89	11.2	0.183	ND (<0.217)	ND (<0.0357)	0.207	ND (<0.0273)	0.470	ND (<0.0977)
Barber Shop	IA-2	4/23/2015	56.8	2.60	5.61	ND (<0.0238)	ND (<0.217)	ND (<0.0357)	0.509	ND (<0.0273)	0.518	0.557
Headstart Storage	IA-4	4/23/2015	33.8	0.518	0.932	ND (<0.0238)	ND (<0.217)	ND (<0.0357)	0.538	ND (<0.0273)	0.569	1.16
Masonic Dining Room	IA-5	4/23/2015	224	2.21	4.82	ND (<0.0238)	ND (<0.217)	ND (<0.0357)	0.312	ND (<0.0273)	0.469	0.462
Masonic South Lodge	IA-6	4/23/2015	88.7	1.04	2.03	ND (<0.0238)	ND (<0.217)	ND (<0.0357)	0.341	ND (<0.0273)	0.466	1.63
Masonic Offices Hall	IA-7	4/23/2015	135	0.292	3.35	ND (<0.0238)	ND (<0.217)	ND (<0.0357)	0.303	ND (<0.0273)	0.465	0.459
Background 3	BG-3	4/23/2015	0.737	ND (<0.0914)	ND (<0.0793)	ND (<0.0238)	ND (<0.217)	ND (<0.0357)	0.470	ND (<0.0273)	0.534	0.263

Note: Values detected above laboratory method reporting limits (MRLs) are in **BOLD** type. Values exceeding the calculated MTCA Method B cleanup levels for Reasonable Maximum Exposure (RME) for a commercial facility are in red **BOLD** and shaded.

Indoor Air Cleanup Level established per Ecology's CLARC May 2019 data tables

- CLARC - Cleanup Levels and Risk Calculation
- VOCs - Volatile organic compounds
- MTCA - Model Toxics Control Act
- NE - Not established per the CLARC May 2019 data tables
- ND - Not detected above laboratory reporting limit
- NA - Not analyzed
- 1 - Only analytes detected above the laboratory detection limit are included, refer to the analytical report for a complete list of analytes.
- 2 - Value from Table B-1, Guidance for Evaluating Soil Vapor Intrusion in Washington State, Ecology 2009.
- 3 - Value calculated by Environmental Partners, Inc. (EPI) using MTCA equation 750-1 or 750-2 for establishing a Reasonable Maximum Exposure (RME) for a commercial facility.

TABLE 5
CUMULATIVE SUMMARY OF GROUNDWATER ELEVATION DATA
View Ridge Plaza
220 Olympic Boulevard
Everett, Snohomish County, Washington

Well ID	Sample Date	TOC Elevation (Feet)	Depth to Water (Feet)	Groundwater Elevation (Feet)
MW-A Screened 5-15 feet 2-inch well diameter	10/24/13	304.58	4.53	300.05
	11/10/14		9.76	294.82
	9/3/15		10.39	294.19
	4/29/19		9.68	294.90
	6/13/19		10.00	294.58
MW-B Screened 4-15 feet 2-inch well diameter	10/24/13	302.97	8.65	294.32
	11/10/14		7.32	295.65
	9/3/15		8.60	294.37
	4/29/19		7.15	295.82
	6/13/19		NM (car parked over well)	NM (car parked over well)
MW-C Screened 5-25 feet 2-inch well diameter	10/24/13	307.89	10.35	297.54
	11/10/14		3.28	304.61
	9/3/15		4.20	303.69
	4/29/19		3.18	304.71
	6/13/19		3.45	304.44
MW-1 Screened 5-10 feet 3/4-inch well diameter	11/10/14	301.76	4.89	296.87
	9/3/15		5.42	296.34
	4/29/19		4.91	296.85
	6/13/19		5.09	296.67
MW-2 Screened 3-13 feet 3/4-inch well diameter	11/10/14	301.75	4.50	297.25
	9/3/15		4.98	296.77
	4/29/19		4.58	297.17
	6/13/19		4.86	296.89
MW-3 Screened 4-14 feet 3/4-inch well diameter	11/10/14	301.41	8.95	292.46
	9/3/15		9.25	292.16
	4/29/19		8.86	292.55
	6/13/19		8.95	292.46
MW-4 Screened 3-13 feet 2-inch well diameter	4/29/19	300.66	2.69	297.97
	6/13/19		3.11	297.55
MW-5 Screened 3-18 feet 2-inch well diameter	4/29/19	300.74	3.03	297.71
	6/13/19		3.17	297.57
MW-6 Screened 5-15 feet 2-inch well diameter	4/29/19	302.18	9.29	292.89
	6/13/19		9.35	292.83
MW-7 Screened 35-45 feet 2-inch well diameter	4/29/19	302.81	NM (dry)	NM (dry)
	6/13/19		NM (dry)	NM (dry)
MW-8 Screened 3.5-18.5 feet 2-inch well diameter	6/13/19	299.83	2.71	297.12
MW-9 Screened 4-19 feet 2-inch well diameter	6/13/19	301.69	5.30	296.39
MW-10 Screened 4-19 feet 2-inch well diameter	6/13/19	302.48	5.42	297.06

TOC - top of casing
NM - not measured

Table 6. Site Specific Remedial Action Technology Screening

			Effectiveness	Long-Term Reliability	Implementability	Implementation Risk	Cost	Screening Comments	Retained For Further Consideration
Institutional Controls / Engineering Controls	Environmental Covenant	Implement a deed restriction to restrict excavation of contaminated soils and the use of groundwater	Effective if used as an element of an overall cleanup action plan	Low	Low	Low	Low	Does not address soil and groundwater impacts. Relies upon regulatory approval of environmental covenant.	Yes
	Containment Cap / Vapor Mitigation System	Impervious surface of either concrete and/or asphalt building foundation and parking. Impermeable barrier beneath the building foundation and associated passive ventilation system.	Effective at limiting exposure pathway and likely to be a component of future site redevelopment	Moderate	Moderate	Moderate	Moderate	Does not address soil and groundwater impacts. Retained as a potential component of other cleanup actions.	Yes
In – Situ Treatment	Monitored Natural Attenuation	Using natural processes to reduce contaminant levels to acceptable concentrations.	Presence of elevated concentrations on the groundwater table suggests natural attenuation would be minimally effective.	Moderate	Low	Low	Low	Requires no additional treatment. Costs are for longer term monitoring. May allow contamination to migrate elsewhere on the site or off-site. Retained as a potential component of other cleanup actions. May not address potential exposure pathways during redevelopment.	Yes
	Chemical Reduction/Anaerobic Biodegradation	Addition of activated carbon, sulfate reduction media, micronutrients, and microbes to absorb and degrade contaminants in soil and groundwater	Can be an effective method of degrading various forms of cVOCs present on or in soil and groundwater. May be applied as a barrier wall	High	Moderate	Low	Moderate	Does not rely on the presence of microbial populations in the subsurface. Would continue degradation of impacted groundwater as plume migrated through treated area. Can function in both aerobic and anaerobic environments.	Yes
	Chemical Oxidation	Chemical oxidation involves the injection of reactive chemical oxidants into groundwater and/or soil for the primary purpose of rapid contaminant destruction	Can be a very effective method of degrading various contaminants present on or in groundwater.	High	Moderate	Moderate	Moderate	Highly corrosive oxidants may react with unwanted surface or subsurface features. Chemical oxidation by-products and off-gassing may corrode subsurface features (utilities, hoists, etc.) Oxidation is non-selective and may interact with organic matter in the subsurface (e.g. peat)	No
	Combined Soil Vapor Extraction/Air Sparging	Volatile components are stripped from groundwater with air. Volatile components are subsequently extracted from the vadose zone via an applied vacuum.	Can be an effective method of removing various forms of cVOCs.	Moderate	Difficult	Moderate	High	Heterogeneities in the aquifer may not allow for air to reach all contaminated groundwater. Requires surface or subsurface appurtenances at the site.	No
Ex-Situ Treatment	Dual-Phase Extraction	A high vacuum system is applied to simultaneously remove contaminated ground water and volatile components from the subsurface.	Can be effective for dissolved contamination.	Low	Difficult	Low	High	Requires construction of a water and vapor treatment system or disposal option. Requires continued operation of system. Does not address soil or groundwater impacts in inaccessible areas.	No
	Pump & Treat	Pump contaminated groundwater and treat at the surface.	Effective for groundwater removal in local area, but not soil source areas	Low	Difficult	Low	High	Requires construction of a water treatment system or disposal option. Requires surface or subsurface appurtenances in the treatment area. Does not address contamination in inaccessible areas.	No
Remedial Excavation and Remedial Backfill Amendment	Remedial Excavation	Remediation by excavation, source removal of contaminated soil and dispose off-site. Backfill with remedial amendment chemical treatment in the saturated zone to further degrade residual groundwater contamination, if any.	Effective for soil source removal and groundwater. Effective at further attenuating post remediation residual groundwater contamination, if any.	High	Moderate	Low	Moderate	Source removal of soil contamination and increased biodegradation of residual groundwater contamination, if any. Requires costly shoring and excavation logistics.	Yes

Table 7: Disproportionate Cost Analysis (DCA)

Remedial Action Alternative	DCA Evaluation Criteria							Overall Ranking Score	Time Range (years)
	Overall Protectiveness	Permanence	Long-Term Effectiveness	Management of Short-Term Risk	Technical and Administrative Implementability	Consideration of Public Concerns ¹	Cost (\$1,000s)		
Monitored Natural Attenuation	3	6	5	2	5	NA	\$200-\$295	4.2	10
In-Situ Chemical Treatment	6	5	6	6	6	NA	\$370-\$390	5.6	3
Remedial Excavation and Remedial Backfill Amendment	8	8	9	8	7	NA	\$1,665-\$1,890	8	2
Focused Remedial Excavation with Institutional Controls	6	5	6	6	6	NA	\$775-\$895	5.6	4
Recommended Remedy	8	8	9	8	7	NA	\$1,665-\$1,890	8	2

* - Comparative Benefit Ranking Scoring Criteria: High (9 - 10), High-Moderate (7 - 8), Moderate (5 - 6), Low-Moderate (3 - 4), Low (1 - 2)

¹ The public comment process has not been initiated and, as a result, public concerns have not been evaluated; NA – Not Applicable

APPENDIX C – BORING AND WELL LOGS

WELL LOG NO. MW-4

PROJECT: 220 Olympic

CLIENT: Catalyst Capitol
Washington, D.C.

SITE: 220 Olympic Blvd
Everett, WA

THIS BORING LOG IS NOT VALID IF SEPARATED FROM ORIGINAL REPORT. ENVIRONMENTAL SMART LOG 81197152 SOIL BORING LOGS.GPJ TERRACON_DATATEMPLATE.GDT 4/30/19

GRAPHIC LOG	LOCATION See Exhibit 2	INSTALLATION DETAILS	DEPTH (ft)	WATER LEVEL OBSERVATIONS	SAMPLE TYPE	OVA/PID (ppm)	SAMPLE NUMBER
	DEPTH						
	MATERIAL DESCRIPTION						
0.3	ASPHALT	-Well monument					
0.5	AGGREGATE BASE COURSE	Blank 2" PVC pipe with bentonite seal					
1.0	TOPSOIL						
2.3	SAND (SP) , gray						
	SILT (ML) , tan and orange			▽		0.6	
	higher sand content		5		☞	0.7	MW4-6
		Slotted 2" PVC pipe with sand filter pack				0.6	
			10		☞	0.4	MW4-12
	CLAY (CL) , gray, light gray laminations					0.5	
		Bentonite	15			0.2	
		Slough					
			20				
	Boring Terminated at 20 Feet						

The stratification lines represent the approximate transition between differing soil types and/or rock types; in-situ these transitions may be gradual or may occur at different depths than shown.

Advancement Method: Direct push		Notes: Well # BLN 788
Abandonment Method:		
WATER LEVEL OBSERVATIONS		
▽ <i>measured after setting and developing well</i>	Terracon	Well Started: 04-26-2019 Well Completed: 04-26-2019
	21905 64th Ave W, Ste 100 Mountlake Terrace, WA	Drill Rig: Geoprobe 3230DT Driller: AEC
		Project No.: 81197152 Exhibit: MW-1

WELL LOG NO. MW-5

PROJECT: 220 Olympic

CLIENT: Catalyst Capitol
Washington, D.C.

SITE: 220 Olympic Blvd
Everett, WA

THIS BORING LOG IS NOT VALID IF SEPARATED FROM ORIGINAL REPORT. ENVIRONMENTAL SMART LOG 81197152 SOIL BORING LOGS.GPJ TERRACON_DATATEMPLATE.GDT 4/30/19

GRAPHIC LOG	LOCATION See Exhibit 2	INSTALLATION DETAILS	DEPTH (ft)	WATER LEVEL OBSERVATIONS	SAMPLE TYPE	OVA/PID (ppm)	SAMPLE NUMBER
	DEPTH						
	MATERIAL DESCRIPTION						
0.3	ASPHALT	-Well monument					
1.0	TOPSOIL	Blank 2" PVC pipe with bentonite seal				1.1	
2.3	SAND (SP) , gray					0.4	
6.5	SILT (ML) , tan and orange		5	▽		1.0	MW5-6.5
19.8	CLAY (CL) , gray, light gray laminations					1.1	MW5-9
20.0	SILT (ML) , tan	Slotted 2" PVC pipe with sand filter pack	10			0.3	
	Boring Terminated at 20 Feet	Bentonite	15			0.8	
			20			0.3	

The stratification lines represent the approximate transition between differing soil types and/or rock types; in-situ these transitions may be gradual or may occur at different depths than shown.

Advancement Method: Direct push		Notes: Well # BLN 789
Abandonment Method:		
WATER LEVEL OBSERVATIONS		
▽ measured after setting and developing well	Terracon	Well Started: 04-26-2019 Well Completed: 04-26-2019
	21905 64th Ave W, Ste 100 Mountlake Terrace, WA	Drill Rig: Geoprobe 3230DT Driller: AEC
		Project No.: 81197152 Exhibit: MW-2

WELL LOG NO. MW-6

PROJECT: 220 Olympic

CLIENT: Catalyst Capitol
Washington, D.C.

SITE: 220 Olympic Blvd
Everett, WA

THIS BORING LOG IS NOT VALID IF SEPARATED FROM ORIGINAL REPORT. ENVIRONMENTAL SMART LOG 81197152 SOIL BORING LOGS.GPJ TERRACON.DATATEMPLATE.GDT 4/30/19

GRAPHIC LOG	LOCATION See Exhibit 2	INSTALLATION DETAILS	DEPTH (ft)	WATER LEVEL OBSERVATIONS	SAMPLE TYPE	OVA/PID (ppm)	SAMPLE NUMBER
	DEPTH						
	MATERIAL DESCRIPTION						
0.3	ASPHALT						
0.5	AGGREGATE BASE COURSE	-Well monument				0.4	
	SILT (ML) , gray					0.3	
2.3	SAND (SW) , tan	Blank 2" PVC pipe with bentonite seal					
	gray, with wood		5	☹		0.6	MW6-6
	wet, some wood		10	☹		0.5	
11.5	CLAY (CL) , tan and orange	Slotted 2" PVC pipe with sand filter pack				0.5	MW6-13
	gray		15	☹		0.6	
20.0	Boring Terminated at 20 Feet	-Bentonite	20				

The stratification lines represent the approximate transition between differing soil types and/or rock types; in-situ these transitions may be gradual or may occur at different depths than shown.

Advancement Method: Direct push		Notes: Well # BLN 790
Abandonment Method:		
WATER LEVEL OBSERVATIONS		Well Started: 04-25-2019 Well Completed: 04-25-2019
☹ water-bearing soil		Drill Rig: Geoprobe 3230DT Driller: AEC
☹ measured after setting and developing well	21905 64th Ave W, Ste 100 Mountlake Terrace, WA	Project No.: 81197152 Exhibit: MW-3

WELL LOG NO. MW-7

PROJECT: 220 Olympic

CLIENT: Catalyst Capitol
Washington, D.C.

SITE: 220 Olympic Blvd
Everett, WA

THIS BORING LOG IS NOT VALID IF SEPARATED FROM ORIGINAL REPORT. ENVIRONMENTAL SMART LOG 81197152 SOIL BORING LOGS.GPJ TERRACON_DATATEMPLATE.GDT 4/30/19

GRAPHIC LOG	LOCATION See Exhibit 2	INSTALLATION DETAILS	DEPTH (ft)	WATER LEVEL OBSERVATIONS	SAMPLE TYPE	OVA/PID (ppm)	SAMPLE NUMBER
	DEPTH	Well Completion: Monument					
	MATERIAL DESCRIPTION						
0.3	ASPHALT						
0.5	AGGREGATE BASE COURSE						
0.8	SILT (ML) , gray					1.1	
	SAND (SP) , gray and tan	-Well monument →					
5.0	CLAY (CL) , green		5			0.9	
	tan					0.8	
10.0	SANDY LEAN CLAY (CL) , gray and green, wet		10				
11.0	CLAY (CL) , tan				☞	0.2	MW7-12
	gray					0.3	
		Blank 2" PVC pipe with bentonite seal →	15			1.8	
			20			0.9	
	light gray laminations						

The stratification lines represent the approximate transition between differing soil types and/or rock types; in-situ these transitions may be gradual or may occur at different depths than shown.

Advancement Method: Direct push and auger		Notes: Well # BLN 791
Abandonment Method:		
WATER LEVEL OBSERVATIONS	<i>Groundwater not encountered</i>	
		Well Started: 04-25-2019
		Well Completed: 04-25-2019
		Drill Rig: Geoprobe 3230DT
		Driller: AEC
		Project No.: 81197152
		Exhibit: MW-4

WELL LOG NO. MW-7

PROJECT: 220 Olympic

CLIENT: Catalyst Capitol
Washington, D.C.

SITE: 220 Olympic Blvd
Everett, WA

THIS BORING LOG IS NOT VALID IF SEPARATED FROM ORIGINAL REPORT. ENVIRONMENTAL SMART LOG 81197152 SOIL BORING LOGS.GPJ TERRACON.DATATEMPLATE.GDT 4/30/19

GRAPHIC LOG	LOCATION See Exhibit 2		DEPTH (ft)	WATER LEVEL OBSERVATIONS	SAMPLE TYPE	OVA/PID (ppm)	SAMPLE NUMBER
	DEPTH	MATERIAL DESCRIPTION					
	25.0	CLAY (CL) , tan (continued)	25			2.6	
	26.3	tan SAND (SW) , tan				0.8	
	30.0	2-inch tan silt lens SILT (ML) , tan	30			0.4	
	31.5	gray increasing sand content SAND WITH GRAVEL (SW) , tan increasing gravel content				0.3	
	44.0	decreasing gravel content SAND WITH GRAVEL (SW) , tan increasing gravel content				0.2	
	45.0	CLAY (CL) , tan, laminated	45			0.3	MW7-45
Boring Terminated at 45 Feet							

Slotted 2" PVC pipe with sand filter pack

The stratification lines represent the approximate transition between differing soil types and/or rock types; in-situ these transitions may be gradual or may occur at different depths than shown.

Advancement Method: Direct push and auger		Notes:	
Abandonment Method:			
WATER LEVEL OBSERVATIONS <i>Groundwater not encountered</i>		Well Started: 04-25-2019	Well Completed: 04-25-2019
	21905 64th Ave W, Ste 100 Mountlake Terrace, WA	Drill Rig: Geoprobe 3230DT	Driller: AEC
		Project No.: 81197152	Exhibit: MW-5

WELL LOG NO. MW-8

PROJECT: 220 Olympic

CLIENT: Catalyst Capitol
Washington, D.C.

SITE: 220 Olympic Blvd
Everett, WA

THIS BORING LOG IS NOT VALID IF SEPARATED FROM ORIGINAL REPORT. ENVIRONMENTAL SMART LOG 81197255 SOIL BORING LOGS.GPJ TERRACON.DATATEMPLATE.GDT 6/14/19

GRAPHIC LOG	LOCATION See Exhibit 2	INSTALLATION DETAILS	DEPTH (ft)	WATER LEVEL OBSERVATIONS	SAMPLE TYPE	OVA/PID (ppm)	SAMPLE NUMBER
	DEPTH MATERIAL DESCRIPTION	Well Completion: Monument					
0.3	ASPHALT						
	SILT WITH SAND (ML) , brown to gray, trace gravel	-Well monument				0.6	
4.5	SAND WITH SILT (SP-SM) , gray, fine to medium grained, wet	Blank 2" PVC pipe with bentonite seal	5	▽	Hand	0.5	MW-8-4
7.5	SILT (ML) , gray					0.9	
10.0	SAND (SP) , dark gray, coarse grained		10			0.9	
11.0	SILT (ML) , gray					0.4	
15.0	SAND WITH GRAVEL (SP) , gray, wet	Slotted 2" PVC pipe with sand filter pack	15			1.0	
16.0	SILT (ML) , gray						
20.0	Boring Terminated at 20 Feet	-Slough	20				

The stratification lines represent the approximate transition between differing soil types and/or rock types; in-situ these transitions may be gradual or may occur at different depths than shown.

Advancement Method: Direct push		Notes:	
Abandonment Method:			
WATER LEVEL OBSERVATIONS		Well Started: 06-05-2019	Well Completed: 06-05-2019
▽ water-bearing soil		Drill Rig: Geoprobe 3230DT	Driller: AEC
	Terracon 21905 64th Ave W, Ste 100 Mountlake Terrace, WA	Project No.: 81197152	Exhibit: MW-7

WELL LOG NO. MW-9

PROJECT: 220 Olympic

CLIENT: Catalyst Capitol
Washington, D.C.

SITE: 220 Olympic Blvd
Everett, WA

THIS BORING LOG IS NOT VALID IF SEPARATED FROM ORIGINAL REPORT. ENVIRONMENTAL SMART LOG 81197255 SOIL BORING LOGS.GPJ TERRACON.DATATEMPLATE.GDT 6/14/19

GRAPHIC LOG	LOCATION See Exhibit 2	INSTALLATION DETAILS	DEPTH (ft)	WATER LEVEL OBSERVATIONS	SAMPLE TYPE	OVA/PID (ppm)	SAMPLE NUMBER
DEPTH	MATERIAL DESCRIPTION	Well Completion: Monument					
0.3	ASPHALT	-Well monument					
	SAND WITH GRAVEL (SP) , brown, trace silt	Blank 2" PVC pipe with bentonite seal		▽		0.3	
3.0	SILT (ML) , gray to brown, trace gravel, wet		5			0.4	
7.0	SILTY SAND (SM) , gray, wet					0.7	
8.0	SILT (ML) , gray with orange mottling					0.8	MW-9-10
	becomes brown, 3" sandy silt with gravel	Slotted 2" PVC pipe with sand filter pack	10			0.8	
	6" sandy silt, wet		15			0.7	
						0.0	
20.0	Boring Terminated at 20 Feet	-Slough	20			0.6	

The stratification lines represent the approximate transition between differing soil types and/or rock types; in-situ these transitions may be gradual or may occur at different depths than shown.

Advancement Method: Direct push		Notes:	
Abandonment Method:			
WATER LEVEL OBSERVATIONS		Well Started: 06-05-2019	Well Completed: 06-05-2019
▽ water-bearing soil		Drill Rig: Geoprobe 3230DT	Driller: AEC
		Project No.: 81197152	Exhibit: MW-8
	21905 64th Ave W, Ste 100 Mountlake Terrace, WA		

WELL LOG NO. MW-10

PROJECT: 220 Olympic

CLIENT: Catalyst Capitol
Washington, D.C.

SITE: 220 Olympic Blvd
Everett, WA

THIS BORING LOG IS NOT VALID IF SEPARATED FROM ORIGINAL REPORT. ENVIRONMENTAL SMART LOG 81197255 SOIL BORING LOGS.GPJ TERRACON_DATATEMPLATE.GDT 6/14/19

GRAPHIC LOG	LOCATION See Exhibit 2	INSTALLATION DETAILS	DEPTH (ft)	WATER LEVEL OBSERVATIONS	SAMPLE TYPE	OVA/PID (ppm)	SAMPLE NUMBER
DEPTH	MATERIAL DESCRIPTION	Well Completion: Monument					
0.3	ASPHALT						
	SANDY SILT (ML) , orange to brown	-Well monument				0.6	
	orange mottling	Blank 2" PVC pipe with bentonite seal	5	▽		0.8	
	trace gravel, becomes wet					0.0	
8.0	SILT (ML) , gray					0.4	
	6" sandy silt, wet	Slotted 2" PVC pipe with sand filter pack				0.9	MW-10-12
			15			0.7	
						0.3	
20.0	Boring Terminated at 20 Feet	-Slough	20			0.7	

The stratification lines represent the approximate transition between differing soil types and/or rock types; in-situ these transitions may be gradual or may occur at different depths than shown.

Advancement Method: Direct push		Notes:	
Abandonment Method:			
WATER LEVEL OBSERVATIONS		Well Started: 06-05-2019	Well Completed: 06-05-2019
▽ water-bearing soil		Drill Rig: Geoprobe 3230DT	Driller: AEC
		Project No.: 81197152	Exhibit: MW-1
	21905 64th Ave W, Ste 100 Mountlake Terrace, WA		

APPENDIX D – ANALYTICAL REPORTS



June 17, 2019

Mr. Beau Johnson
Terracon
21905 - 64th Ave W, Suite 100
Mountlake Terrace, WA 98043

Dear Mr. Johnson,

On June 13th, 5 samples were received by our laboratory and assigned our laboratory project number EV19060091. The project was identified as your 81197255. The sample identification and requested analyses are outlined on the attached chain of custody record.

No abnormalities or nonconformances were observed during the analyses of the project samples.

Please do not hesitate to call me if you have any questions or if I can be of further assistance.

Sincerely,

ALS Laboratory Group

Rick Bagan
Laboratory Director



CERTIFICATE OF ANALYSIS

CLIENT: Terracon
 21905 - 64th Ave W, Suite 100
 Mountlake Terrace, WA 98043

CLIENT CONTACT: Beau Johnson
 CLIENT PROJECT: 81197255
 CLIENT SAMPLE ID: MW-10-061319

DATE: 6/17/2019
 ALS JOB#: EV19060091
 ALS SAMPLE#: EV19060091-01
 DATE RECEIVED: 06/13/2019
 COLLECTION DATE: 6/13/2019 7:55:00 AM
 WDOE ACCREDITATION: C601

SAMPLE DATA RESULTS

ANALYTE	METHOD	RESULTS	REPORTING LIMITS	DILUTION FACTOR	UNITS	ANALYSIS	ANALYSIS
						DATE	BY
Dichlorodifluoromethane	EPA-8260	U	2.0	1	UG/L	06/14/2019	DLC
Chloromethane	EPA-8260	U	2.0	1	UG/L	06/14/2019	DLC
Vinyl Chloride	EPA-8260	U	0.20	1	UG/L	06/14/2019	DLC
Bromomethane	EPA-8260	U	2.0	1	UG/L	06/14/2019	DLC
Chloroethane	EPA-8260	U	2.0	1	UG/L	06/14/2019	DLC
Carbon Tetrachloride	EPA-8260	U	2.0	1	UG/L	06/14/2019	DLC
Trichlorofluoromethane	EPA-8260	U	2.0	1	UG/L	06/14/2019	DLC
1,1-Dichloroethene	EPA-8260	U	2.0	1	UG/L	06/14/2019	DLC
Methylene Chloride	EPA-8260	U	5.0	1	UG/L	06/14/2019	DLC
Trans-1,2-Dichloroethene	EPA-8260	U	2.0	1	UG/L	06/14/2019	DLC
1,1-Dichloroethane	EPA-8260	U	2.0	1	UG/L	06/14/2019	DLC
Cis-1,2-Dichloroethene	EPA-8260	U	2.0	1	UG/L	06/14/2019	DLC
2,2-Dichloropropane	EPA-8260	U	2.0	1	UG/L	06/14/2019	DLC
Bromochloromethane	EPA-8260	U	2.0	1	UG/L	06/14/2019	DLC
Chloroform	EPA-8260	U	2.0	1	UG/L	06/14/2019	DLC
1,1,1-Trichloroethane	EPA-8260	U	2.0	1	UG/L	06/14/2019	DLC
1,1-Dichloropropene	EPA-8260	U	2.0	1	UG/L	06/14/2019	DLC
1,2-Dichloroethane	EPA-8260	U	2.0	1	UG/L	06/14/2019	DLC
Trichloroethene	EPA-8260	U	2.0	1	UG/L	06/14/2019	DLC
1,2-Dichloropropane	EPA-8260	U	2.0	1	UG/L	06/14/2019	DLC
Dibromomethane	EPA-8260	U	2.0	1	UG/L	06/14/2019	DLC
Bromodichloromethane	EPA-8260	U	2.0	1	UG/L	06/14/2019	DLC
Trans-1,3-Dichloropropene	EPA-8260	U	2.0	1	UG/L	06/14/2019	DLC
Cis-1,3-Dichloropropene	EPA-8260	U	2.0	1	UG/L	06/14/2019	DLC
1,1,2-Trichloroethane	EPA-8260	U	2.0	1	UG/L	06/14/2019	DLC
1,3-Dichloropropane	EPA-8260	U	2.0	1	UG/L	06/14/2019	DLC
Tetrachloroethylene	EPA-8260	U	2.0	1	UG/L	06/14/2019	DLC
Dibromochloromethane	EPA-8260	U	2.0	1	UG/L	06/14/2019	DLC
1,2-Dibromoethane	EPA-8260	U	0.010	1	UG/L	06/14/2019	DLC
Chlorobenzene	EPA-8260	U	2.0	1	UG/L	06/14/2019	DLC
1,1,1,2-Tetrachloroethane	EPA-8260	U	2.0	1	UG/L	06/14/2019	DLC
Bromoform	EPA-8260	U	2.0	1	UG/L	06/14/2019	DLC
1,1,2,2-Tetrachloroethane	EPA-8260	U	2.0	1	UG/L	06/14/2019	DLC
1,2,3-Trichloropropane	EPA-8260	U	2.0	1	UG/L	06/14/2019	DLC
Bromobenzene	EPA-8260	U	2.0	1	UG/L	06/14/2019	DLC
2-Chlorotoluene	EPA-8260	U	2.0	1	UG/L	06/14/2019	DLC
4-Chlorotoluene	EPA-8260	U	2.0	1	UG/L	06/14/2019	DLC
1,3-Dichlorobenzene	EPA-8260	U	2.0	1	UG/L	06/14/2019	DLC

CERTIFICATE OF ANALYSIS

CLIENT:	Terracon 21905 - 64th Ave W, Suite 100 Mountlake Terrace, WA 98043	DATE:	6/17/2019
CLIENT CONTACT:	Beau Johnson	ALS JOB#:	EV19060091
CLIENT PROJECT:	81197255	ALS SAMPLE#:	EV19060091-01
CLIENT SAMPLE ID	MW-10-061319	DATE RECEIVED:	06/13/2019
		COLLECTION DATE:	6/13/2019 7:55:00 AM
		WDOE ACCREDITATION:	C601

SAMPLE DATA RESULTS

ANALYTE	METHOD	RESULTS	REPORTING LIMITS	DILUTION FACTOR	UNITS	ANALYSIS DATE	ANALYSIS BY
1,4-Dichlorobenzene	EPA-8260	U	2.0	1	UG/L	06/14/2019	DLC
1,2-Dichlorobenzene	EPA-8260	U	2.0	1	UG/L	06/14/2019	DLC
1,2-Dibromo 3-Chloropropane	EPA-8260	U	10	1	UG/L	06/14/2019	DLC
1,2,4-Trichlorobenzene	EPA-8260	U	2.0	1	UG/L	06/14/2019	DLC
Hexachlorobutadiene	EPA-8260	U	2.0	1	UG/L	06/14/2019	DLC
1,2,3-Trichlorobenzene	EPA-8260	U	2.0	1	UG/L	06/14/2019	DLC

SURROGATE	METHOD	%REC	ANALYSIS DATE	ANALYSIS BY
1,2-Dichloroethane-d4	EPA-8260	101	06/14/2019	DLC
4-Bromofluorobenzene	EPA-8260	110	06/14/2019	DLC

U - Analyte analyzed for but not detected at level above reporting limit.



CERTIFICATE OF ANALYSIS

CLIENT:	Terracon 21905 - 64th Ave W, Suite 100 Mountlake Terrace, WA 98043	DATE:	6/17/2019
CLIENT CONTACT:	Beau Johnson	ALS JOB#:	EV19060091
CLIENT PROJECT:	81197255	ALS SAMPLE#:	EV19060091-02
CLIENT SAMPLE ID	MW-9-061319	DATE RECEIVED:	06/13/2019
		COLLECTION DATE:	6/13/2019 8:50:00 AM
		WDOE ACCREDITATION:	C601

SAMPLE DATA RESULTS

ANALYTE	METHOD	RESULTS	REPORTING LIMITS	DILUTION FACTOR	UNITS	ANALYSIS	ANALYSIS
						DATE	BY
Dichlorodifluoromethane	EPA-8260	U	2.0	1	UG/L	06/14/2019	DLC
Chloromethane	EPA-8260	U	2.0	1	UG/L	06/14/2019	DLC
Vinyl Chloride	EPA-8260	U	0.20	1	UG/L	06/14/2019	DLC
Bromomethane	EPA-8260	U	2.0	1	UG/L	06/14/2019	DLC
Chloroethane	EPA-8260	U	2.0	1	UG/L	06/14/2019	DLC
Carbon Tetrachloride	EPA-8260	U	2.0	1	UG/L	06/14/2019	DLC
Trichlorofluoromethane	EPA-8260	U	2.0	1	UG/L	06/14/2019	DLC
1,1-Dichloroethene	EPA-8260	U	2.0	1	UG/L	06/14/2019	DLC
Methylene Chloride	EPA-8260	U	5.0	1	UG/L	06/14/2019	DLC
Trans-1,2-Dichloroethene	EPA-8260	U	2.0	1	UG/L	06/14/2019	DLC
1,1-Dichloroethane	EPA-8260	U	2.0	1	UG/L	06/14/2019	DLC
Cis-1,2-Dichloroethene	EPA-8260	U	2.0	1	UG/L	06/14/2019	DLC
2,2-Dichloropropane	EPA-8260	U	2.0	1	UG/L	06/14/2019	DLC
Bromochloromethane	EPA-8260	U	2.0	1	UG/L	06/14/2019	DLC
Chloroform	EPA-8260	U	2.0	1	UG/L	06/14/2019	DLC
1,1,1-Trichloroethane	EPA-8260	U	2.0	1	UG/L	06/14/2019	DLC
1,1-Dichloropropene	EPA-8260	U	2.0	1	UG/L	06/14/2019	DLC
1,2-Dichloroethane	EPA-8260	U	2.0	1	UG/L	06/14/2019	DLC
Trichloroethene	EPA-8260	U	2.0	1	UG/L	06/14/2019	DLC
1,2-Dichloropropane	EPA-8260	U	2.0	1	UG/L	06/14/2019	DLC
Dibromomethane	EPA-8260	U	2.0	1	UG/L	06/14/2019	DLC
Bromodichloromethane	EPA-8260	U	2.0	1	UG/L	06/14/2019	DLC
Trans-1,3-Dichloropropene	EPA-8260	U	2.0	1	UG/L	06/14/2019	DLC
Cis-1,3-Dichloropropene	EPA-8260	U	2.0	1	UG/L	06/14/2019	DLC
1,1,2-Trichloroethane	EPA-8260	U	2.0	1	UG/L	06/14/2019	DLC
1,3-Dichloropropane	EPA-8260	U	2.0	1	UG/L	06/14/2019	DLC
Tetrachloroethylene	EPA-8260	U	2.0	1	UG/L	06/14/2019	DLC
Dibromochloromethane	EPA-8260	U	2.0	1	UG/L	06/14/2019	DLC
1,2-Dibromoethane	EPA-8260	U	0.010	1	UG/L	06/14/2019	DLC
Chlorobenzene	EPA-8260	U	2.0	1	UG/L	06/14/2019	DLC
1,1,1,2-Tetrachloroethane	EPA-8260	U	2.0	1	UG/L	06/14/2019	DLC
Bromoform	EPA-8260	U	2.0	1	UG/L	06/14/2019	DLC
1,1,2,2-Tetrachloroethane	EPA-8260	U	2.0	1	UG/L	06/14/2019	DLC
1,2,3-Trichloropropane	EPA-8260	U	2.0	1	UG/L	06/14/2019	DLC
Bromobenzene	EPA-8260	U	2.0	1	UG/L	06/14/2019	DLC
2-Chlorotoluene	EPA-8260	U	2.0	1	UG/L	06/14/2019	DLC
4-Chlorotoluene	EPA-8260	U	2.0	1	UG/L	06/14/2019	DLC
1,3-Dichlorobenzene	EPA-8260	U	2.0	1	UG/L	06/14/2019	DLC
1,4-Dichlorobenzene	EPA-8260	U	2.0	1	UG/L	06/14/2019	DLC

CERTIFICATE OF ANALYSIS

CLIENT:	Terracon 21905 - 64th Ave W, Suite 100 Mountlake Terrace, WA 98043	DATE:	6/17/2019
CLIENT CONTACT:	Beau Johnson	ALS JOB#:	EV19060091
CLIENT PROJECT:	81197255	ALS SAMPLE#:	EV19060091-02
CLIENT SAMPLE ID	MW-9-061319	DATE RECEIVED:	06/13/2019
		COLLECTION DATE:	6/13/2019 8:50:00 AM
		WDOE ACCREDITATION:	C601

SAMPLE DATA RESULTS

ANALYTE	METHOD	RESULTS	REPORTING LIMITS	DILUTION FACTOR	UNITS	ANALYSIS DATE	ANALYSIS BY
1,2-Dichlorobenzene	EPA-8260	U	2.0	1	UG/L	06/14/2019	DLC
1,2-Dibromo 3-Chloropropane	EPA-8260	U	10	1	UG/L	06/14/2019	DLC
1,2,4-Trichlorobenzene	EPA-8260	U	2.0	1	UG/L	06/14/2019	DLC
Hexachlorobutadiene	EPA-8260	U	2.0	1	UG/L	06/14/2019	DLC
1,2,3-Trichlorobenzene	EPA-8260	U	2.0	1	UG/L	06/14/2019	DLC

SURROGATE	METHOD	%REC	ANALYSIS DATE	ANALYSIS BY
1,2-Dichloroethane-d4	EPA-8260	102	06/14/2019	DLC
4-Bromofluorobenzene	EPA-8260	108	06/14/2019	DLC

U - Analyte analyzed for but not detected at level above reporting limit.



CERTIFICATE OF ANALYSIS

CLIENT:	Terracon 21905 - 64th Ave W, Suite 100 Mountlake Terrace, WA 98043	DATE:	6/17/2019
CLIENT CONTACT:	Beau Johnson	ALS JOB#:	EV19060091
CLIENT PROJECT:	81197255	ALS SAMPLE#:	EV19060091-03
CLIENT SAMPLE ID	MW-8-061319	DATE RECEIVED:	06/13/2019
		COLLECTION DATE:	6/13/2019 9:40:00 AM
		WDOE ACCREDITATION:	C601

SAMPLE DATA RESULTS

ANALYTE	METHOD	RESULTS	REPORTING LIMITS	DILUTION FACTOR	UNITS	ANALYSIS	ANALYSIS
						DATE	BY
Dichlorodifluoromethane	EPA-8260	U	2.0	1	UG/L	06/14/2019	DLC
Chloromethane	EPA-8260	U	2.0	1	UG/L	06/14/2019	DLC
Vinyl Chloride	EPA-8260	U	0.20	1	UG/L	06/14/2019	DLC
Bromomethane	EPA-8260	U	2.0	1	UG/L	06/14/2019	DLC
Chloroethane	EPA-8260	U	2.0	1	UG/L	06/14/2019	DLC
Carbon Tetrachloride	EPA-8260	U	2.0	1	UG/L	06/14/2019	DLC
Trichlorofluoromethane	EPA-8260	U	2.0	1	UG/L	06/14/2019	DLC
1,1-Dichloroethene	EPA-8260	U	2.0	1	UG/L	06/14/2019	DLC
Methylene Chloride	EPA-8260	U	5.0	1	UG/L	06/14/2019	DLC
Trans-1,2-Dichloroethene	EPA-8260	U	2.0	1	UG/L	06/14/2019	DLC
1,1-Dichloroethane	EPA-8260	U	2.0	1	UG/L	06/14/2019	DLC
Cis-1,2-Dichloroethene	EPA-8260	U	2.0	1	UG/L	06/14/2019	DLC
2,2-Dichloropropane	EPA-8260	U	2.0	1	UG/L	06/14/2019	DLC
Bromochloromethane	EPA-8260	U	2.0	1	UG/L	06/14/2019	DLC
Chloroform	EPA-8260	U	2.0	1	UG/L	06/14/2019	DLC
1,1,1-Trichloroethane	EPA-8260	U	2.0	1	UG/L	06/14/2019	DLC
1,1-Dichloropropene	EPA-8260	U	2.0	1	UG/L	06/14/2019	DLC
1,2-Dichloroethane	EPA-8260	U	2.0	1	UG/L	06/14/2019	DLC
Trichloroethene	EPA-8260	U	2.0	1	UG/L	06/14/2019	DLC
1,2-Dichloropropane	EPA-8260	U	2.0	1	UG/L	06/14/2019	DLC
Dibromomethane	EPA-8260	U	2.0	1	UG/L	06/14/2019	DLC
Bromodichloromethane	EPA-8260	U	2.0	1	UG/L	06/14/2019	DLC
Trans-1,3-Dichloropropene	EPA-8260	U	2.0	1	UG/L	06/14/2019	DLC
Cis-1,3-Dichloropropene	EPA-8260	U	2.0	1	UG/L	06/14/2019	DLC
1,1,2-Trichloroethane	EPA-8260	U	2.0	1	UG/L	06/14/2019	DLC
1,3-Dichloropropane	EPA-8260	U	2.0	1	UG/L	06/14/2019	DLC
Tetrachloroethylene	EPA-8260	U	2.0	1	UG/L	06/14/2019	DLC
Dibromochloromethane	EPA-8260	U	2.0	1	UG/L	06/14/2019	DLC
1,2-Dibromoethane	EPA-8260	U	0.010	1	UG/L	06/14/2019	DLC
Chlorobenzene	EPA-8260	U	2.0	1	UG/L	06/14/2019	DLC
1,1,1,2-Tetrachloroethane	EPA-8260	U	2.0	1	UG/L	06/14/2019	DLC
Bromoform	EPA-8260	U	2.0	1	UG/L	06/14/2019	DLC
1,1,2,2-Tetrachloroethane	EPA-8260	U	2.0	1	UG/L	06/14/2019	DLC
1,2,3-Trichloropropane	EPA-8260	U	2.0	1	UG/L	06/14/2019	DLC
Bromobenzene	EPA-8260	U	2.0	1	UG/L	06/14/2019	DLC
2-Chlorotoluene	EPA-8260	U	2.0	1	UG/L	06/14/2019	DLC
4-Chlorotoluene	EPA-8260	U	2.0	1	UG/L	06/14/2019	DLC
1,3-Dichlorobenzene	EPA-8260	U	2.0	1	UG/L	06/14/2019	DLC
1,4-Dichlorobenzene	EPA-8260	U	2.0	1	UG/L	06/14/2019	DLC

CERTIFICATE OF ANALYSIS

CLIENT:	Terracon 21905 - 64th Ave W, Suite 100 Mountlake Terrace, WA 98043	DATE:	6/17/2019
CLIENT CONTACT:	Beau Johnson	ALS JOB#:	EV19060091
CLIENT PROJECT:	81197255	ALS SAMPLE#:	EV19060091-03
CLIENT SAMPLE ID	MW-8-061319	DATE RECEIVED:	06/13/2019
		COLLECTION DATE:	6/13/2019 9:40:00 AM
		WDOE ACCREDITATION:	C601

SAMPLE DATA RESULTS

ANALYTE	METHOD	RESULTS	REPORTING LIMITS	DILUTION FACTOR	UNITS	ANALYSIS DATE	ANALYSIS BY
1,2-Dichlorobenzene	EPA-8260	U	2.0	1	UG/L	06/14/2019	DLC
1,2-Dibromo 3-Chloropropane	EPA-8260	U	10	1	UG/L	06/14/2019	DLC
1,2,4-Trichlorobenzene	EPA-8260	U	2.0	1	UG/L	06/14/2019	DLC
Hexachlorobutadiene	EPA-8260	U	2.0	1	UG/L	06/14/2019	DLC
1,2,3-Trichlorobenzene	EPA-8260	U	2.0	1	UG/L	06/14/2019	DLC

SURROGATE	METHOD	%REC	ANALYSIS DATE	ANALYSIS BY
1,2-Dichloroethane-d4	EPA-8260	103	06/14/2019	DLC
4-Bromofluorobenzene	EPA-8260	110	06/14/2019	DLC

U - Analyte analyzed for but not detected at level above reporting limit.



CERTIFICATE OF ANALYSIS

CLIENT:	Terracon 21905 - 64th Ave W, Suite 100 Mountlake Terrace, WA 98043	DATE:	6/17/2019
CLIENT CONTACT:	Beau Johnson	ALS JOB#:	EV19060091
CLIENT PROJECT:	81197255	ALS SAMPLE#:	EV19060091-04
CLIENT SAMPLE ID	MW-5-061319	DATE RECEIVED:	06/13/2019
		COLLECTION DATE:	6/13/2019 10:15:00 AM
		WDOE ACCREDITATION:	C601

SAMPLE DATA RESULTS

ANALYTE	METHOD	RESULTS	REPORTING LIMITS	DILUTION FACTOR	UNITS	ANALYSIS	ANALYSIS
						DATE	BY
Dichlorodifluoromethane	EPA-8260	U	2.0	1	UG/L	06/14/2019	DLC
Chloromethane	EPA-8260	U	2.0	1	UG/L	06/14/2019	DLC
Vinyl Chloride	EPA-8260	U	0.20	1	UG/L	06/14/2019	DLC
Bromomethane	EPA-8260	U	2.0	1	UG/L	06/14/2019	DLC
Chloroethane	EPA-8260	U	2.0	1	UG/L	06/14/2019	DLC
Carbon Tetrachloride	EPA-8260	U	2.0	1	UG/L	06/14/2019	DLC
Trichlorofluoromethane	EPA-8260	U	2.0	1	UG/L	06/14/2019	DLC
1,1-Dichloroethene	EPA-8260	U	2.0	1	UG/L	06/14/2019	DLC
Methylene Chloride	EPA-8260	U	5.0	1	UG/L	06/14/2019	DLC
Trans-1,2-Dichloroethene	EPA-8260	U	2.0	1	UG/L	06/14/2019	DLC
1,1-Dichloroethane	EPA-8260	U	2.0	1	UG/L	06/14/2019	DLC
Cis-1,2-Dichloroethene	EPA-8260	U	2.0	1	UG/L	06/14/2019	DLC
2,2-Dichloropropane	EPA-8260	U	2.0	1	UG/L	06/14/2019	DLC
Bromochloromethane	EPA-8260	U	2.0	1	UG/L	06/14/2019	DLC
Chloroform	EPA-8260	U	2.0	1	UG/L	06/14/2019	DLC
1,1,1-Trichloroethane	EPA-8260	U	2.0	1	UG/L	06/14/2019	DLC
1,1-Dichloropropene	EPA-8260	U	2.0	1	UG/L	06/14/2019	DLC
1,2-Dichloroethane	EPA-8260	U	2.0	1	UG/L	06/14/2019	DLC
Trichloroethene	EPA-8260	U	2.0	1	UG/L	06/14/2019	DLC
1,2-Dichloropropane	EPA-8260	U	2.0	1	UG/L	06/14/2019	DLC
Dibromomethane	EPA-8260	U	2.0	1	UG/L	06/14/2019	DLC
Bromodichloromethane	EPA-8260	U	2.0	1	UG/L	06/14/2019	DLC
Trans-1,3-Dichloropropene	EPA-8260	U	2.0	1	UG/L	06/14/2019	DLC
Cis-1,3-Dichloropropene	EPA-8260	U	2.0	1	UG/L	06/14/2019	DLC
1,1,2-Trichloroethane	EPA-8260	U	2.0	1	UG/L	06/14/2019	DLC
1,3-Dichloropropane	EPA-8260	U	2.0	1	UG/L	06/14/2019	DLC
Tetrachloroethylene	EPA-8260	U	2.0	1	UG/L	06/14/2019	DLC
Dibromochloromethane	EPA-8260	U	2.0	1	UG/L	06/14/2019	DLC
1,2-Dibromoethane	EPA-8260	U	0.010	1	UG/L	06/14/2019	DLC
Chlorobenzene	EPA-8260	U	2.0	1	UG/L	06/14/2019	DLC
1,1,1,2-Tetrachloroethane	EPA-8260	U	2.0	1	UG/L	06/14/2019	DLC
Bromoform	EPA-8260	U	2.0	1	UG/L	06/14/2019	DLC
1,1,2,2-Tetrachloroethane	EPA-8260	U	2.0	1	UG/L	06/14/2019	DLC
1,2,3-Trichloropropane	EPA-8260	U	2.0	1	UG/L	06/14/2019	DLC
Bromobenzene	EPA-8260	U	2.0	1	UG/L	06/14/2019	DLC
2-Chlorotoluene	EPA-8260	U	2.0	1	UG/L	06/14/2019	DLC
4-Chlorotoluene	EPA-8260	U	2.0	1	UG/L	06/14/2019	DLC
1,3-Dichlorobenzene	EPA-8260	U	2.0	1	UG/L	06/14/2019	DLC
1,4-Dichlorobenzene	EPA-8260	U	2.0	1	UG/L	06/14/2019	DLC

CERTIFICATE OF ANALYSIS

CLIENT:	Terracon 21905 - 64th Ave W, Suite 100 Mountlake Terrace, WA 98043	DATE:	6/17/2019
CLIENT CONTACT:	Beau Johnson	ALS JOB#:	EV19060091
CLIENT PROJECT:	81197255	ALS SAMPLE#:	EV19060091-04
CLIENT SAMPLE ID	MW-5-061319	DATE RECEIVED:	06/13/2019
		COLLECTION DATE:	6/13/2019 10:15:00 AM
		WDOE ACCREDITATION:	C601

SAMPLE DATA RESULTS

ANALYTE	METHOD	RESULTS	REPORTING LIMITS	DILUTION FACTOR	UNITS	ANALYSIS DATE	ANALYSIS BY
1,2-Dichlorobenzene	EPA-8260	U	2.0	1	UG/L	06/14/2019	DLC
1,2-Dibromo 3-Chloropropane	EPA-8260	U	10	1	UG/L	06/14/2019	DLC
1,2,4-Trichlorobenzene	EPA-8260	U	2.0	1	UG/L	06/14/2019	DLC
Hexachlorobutadiene	EPA-8260	U	2.0	1	UG/L	06/14/2019	DLC
1,2,3-Trichlorobenzene	EPA-8260	U	2.0	1	UG/L	06/14/2019	DLC

SURROGATE	METHOD	%REC	ANALYSIS DATE	ANALYSIS BY
1,2-Dichloroethane-d4	EPA-8260	102	06/14/2019	DLC
4-Bromofluorobenzene	EPA-8260	111	06/14/2019	DLC

U - Analyte analyzed for but not detected at level above reporting limit.



CERTIFICATE OF ANALYSIS

CLIENT:	Terracon 21905 - 64th Ave W, Suite 100 Mountlake Terrace, WA 98043	DATE:	6/17/2019
CLIENT CONTACT:	Beau Johnson	ALS JOB#:	EV19060091
CLIENT PROJECT:	81197255	ALS SAMPLE#:	EV19060091-05
CLIENT SAMPLE ID	MW-4-061319	DATE RECEIVED:	06/13/2019
		COLLECTION DATE:	6/13/2019 10:50:00 AM
		WDOE ACCREDITATION:	C601

SAMPLE DATA RESULTS

ANALYTE	METHOD	RESULTS	REPORTING LIMITS	DILUTION FACTOR	UNITS	ANALYSIS	ANALYSIS
						DATE	BY
Dichlorodifluoromethane	EPA-8260	U	2.0	1	UG/L	06/14/2019	DLC
Chloromethane	EPA-8260	U	2.0	1	UG/L	06/14/2019	DLC
Vinyl Chloride	EPA-8260	U	0.20	1	UG/L	06/14/2019	DLC
Bromomethane	EPA-8260	U	2.0	1	UG/L	06/14/2019	DLC
Chloroethane	EPA-8260	U	2.0	1	UG/L	06/14/2019	DLC
Carbon Tetrachloride	EPA-8260	U	2.0	1	UG/L	06/14/2019	DLC
Trichlorofluoromethane	EPA-8260	U	2.0	1	UG/L	06/14/2019	DLC
1,1-Dichloroethene	EPA-8260	U	2.0	1	UG/L	06/14/2019	DLC
Methylene Chloride	EPA-8260	U	5.0	1	UG/L	06/14/2019	DLC
Trans-1,2-Dichloroethene	EPA-8260	U	2.0	1	UG/L	06/14/2019	DLC
1,1-Dichloroethane	EPA-8260	U	2.0	1	UG/L	06/14/2019	DLC
Cis-1,2-Dichloroethene	EPA-8260	U	2.0	1	UG/L	06/14/2019	DLC
2,2-Dichloropropane	EPA-8260	U	2.0	1	UG/L	06/14/2019	DLC
Bromochloromethane	EPA-8260	U	2.0	1	UG/L	06/14/2019	DLC
Chloroform	EPA-8260	U	2.0	1	UG/L	06/14/2019	DLC
1,1,1-Trichloroethane	EPA-8260	U	2.0	1	UG/L	06/14/2019	DLC
1,1-Dichloropropene	EPA-8260	U	2.0	1	UG/L	06/14/2019	DLC
1,2-Dichloroethane	EPA-8260	U	2.0	1	UG/L	06/14/2019	DLC
Trichloroethene	EPA-8260	U	2.0	1	UG/L	06/14/2019	DLC
1,2-Dichloropropane	EPA-8260	U	2.0	1	UG/L	06/14/2019	DLC
Dibromomethane	EPA-8260	U	2.0	1	UG/L	06/14/2019	DLC
Bromodichloromethane	EPA-8260	U	2.0	1	UG/L	06/14/2019	DLC
Trans-1,3-Dichloropropene	EPA-8260	U	2.0	1	UG/L	06/14/2019	DLC
Cis-1,3-Dichloropropene	EPA-8260	U	2.0	1	UG/L	06/14/2019	DLC
1,1,2-Trichloroethane	EPA-8260	U	2.0	1	UG/L	06/14/2019	DLC
1,3-Dichloropropane	EPA-8260	U	2.0	1	UG/L	06/14/2019	DLC
Tetrachloroethylene	EPA-8260	U	2.0	1	UG/L	06/14/2019	DLC
Dibromochloromethane	EPA-8260	U	2.0	1	UG/L	06/14/2019	DLC
1,2-Dibromoethane	EPA-8260	U	0.010	1	UG/L	06/14/2019	DLC
Chlorobenzene	EPA-8260	U	2.0	1	UG/L	06/14/2019	DLC
1,1,1,2-Tetrachloroethane	EPA-8260	U	2.0	1	UG/L	06/14/2019	DLC
Bromoform	EPA-8260	U	2.0	1	UG/L	06/14/2019	DLC
1,1,2,2-Tetrachloroethane	EPA-8260	U	2.0	1	UG/L	06/14/2019	DLC
1,2,3-Trichloropropane	EPA-8260	U	2.0	1	UG/L	06/14/2019	DLC
Bromobenzene	EPA-8260	U	2.0	1	UG/L	06/14/2019	DLC
2-Chlorotoluene	EPA-8260	U	2.0	1	UG/L	06/14/2019	DLC
4-Chlorotoluene	EPA-8260	U	2.0	1	UG/L	06/14/2019	DLC
1,3-Dichlorobenzene	EPA-8260	U	2.0	1	UG/L	06/14/2019	DLC
1,4-Dichlorobenzene	EPA-8260	U	2.0	1	UG/L	06/14/2019	DLC

CERTIFICATE OF ANALYSIS

CLIENT:	Terracon 21905 - 64th Ave W, Suite 100 Mountlake Terrace, WA 98043	DATE:	6/17/2019
CLIENT CONTACT:	Beau Johnson	ALS JOB#:	EV19060091
CLIENT PROJECT:	81197255	ALS SAMPLE#:	EV19060091-05
CLIENT SAMPLE ID	MW-4-061319	DATE RECEIVED:	06/13/2019
		COLLECTION DATE:	6/13/2019 10:50:00 AM
		WDOE ACCREDITATION:	C601

SAMPLE DATA RESULTS

ANALYTE	METHOD	RESULTS	REPORTING LIMITS	DILUTION FACTOR	UNITS	ANALYSIS DATE	ANALYSIS BY
1,2-Dichlorobenzene	EPA-8260	U	2.0	1	UG/L	06/14/2019	DLC
1,2-Dibromo 3-Chloropropane	EPA-8260	U	10	1	UG/L	06/14/2019	DLC
1,2,4-Trichlorobenzene	EPA-8260	U	2.0	1	UG/L	06/14/2019	DLC
Hexachlorobutadiene	EPA-8260	U	2.0	1	UG/L	06/14/2019	DLC
1,2,3-Trichlorobenzene	EPA-8260	U	2.0	1	UG/L	06/14/2019	DLC

SURROGATE	METHOD	%REC	ANALYSIS DATE	ANALYSIS BY
1,2-Dichloroethane-d4	EPA-8260	103	06/14/2019	DLC
4-Bromofluorobenzene	EPA-8260	111	06/14/2019	DLC

U - Analyte analyzed for but not detected at level above reporting limit.



CERTIFICATE OF ANALYSIS

CLIENT: Terracon
 21905 - 64th Ave W, Suite 100
 Mountlake Terrace, WA 98043

CLIENT CONTACT: Beau Johnson
 CLIENT PROJECT: 81197255

DATE: 6/17/2019
 ALS SDG#: EV19060091
 WDOE ACCREDITATION: C601

LABORATORY BLANK RESULTS

MB-061319W2 - Batch 142065 - Water by EPA-8260

ANALYTE	METHOD	RESULTS	UNITS	REPORTING	ANALYSIS	ANALYSIS
				LIMITS	DATE	BY
Dichlorodifluoromethane	EPA-8260	U	UG/L	2.0	06/14/2019	DLC
Chloromethane	EPA-8260	U	UG/L	2.0	06/14/2019	DLC
Vinyl Chloride	EPA-8260	U	UG/L	0.20	06/14/2019	DLC
Bromomethane	EPA-8260	U	UG/L	2.0	06/14/2019	DLC
Chloroethane	EPA-8260	U	UG/L	2.0	06/14/2019	DLC
Carbon Tetrachloride	EPA-8260	U	UG/L	2.0	06/14/2019	DLC
Trichlorofluoromethane	EPA-8260	U	UG/L	2.0	06/14/2019	DLC
1,1-Dichloroethene	EPA-8260	U	UG/L	2.0	06/14/2019	DLC
Methylene Chloride	EPA-8260	U	UG/L	5.0	06/14/2019	DLC
Trans-1,2-Dichloroethene	EPA-8260	U	UG/L	2.0	06/14/2019	DLC
1,1-Dichloroethane	EPA-8260	U	UG/L	2.0	06/14/2019	DLC
Cis-1,2-Dichloroethene	EPA-8260	U	UG/L	2.0	06/14/2019	DLC
2,2-Dichloropropane	EPA-8260	U	UG/L	2.0	06/14/2019	DLC
Bromochloromethane	EPA-8260	U	UG/L	2.0	06/14/2019	DLC
Chloroform	EPA-8260	U	UG/L	2.0	06/14/2019	DLC
1,1,1-Trichloroethane	EPA-8260	U	UG/L	2.0	06/14/2019	DLC
1,1-Dichloropropene	EPA-8260	U	UG/L	2.0	06/14/2019	DLC
1,2-Dichloroethane	EPA-8260	U	UG/L	2.0	06/14/2019	DLC
Trichloroethene	EPA-8260	U	UG/L	2.0	06/14/2019	DLC
1,2-Dichloropropane	EPA-8260	U	UG/L	2.0	06/14/2019	DLC
Dibromomethane	EPA-8260	U	UG/L	2.0	06/14/2019	DLC
Bromodichloromethane	EPA-8260	U	UG/L	2.0	06/14/2019	DLC
Trans-1,3-Dichloropropene	EPA-8260	U	UG/L	2.0	06/14/2019	DLC
Toluene	EPA-8260	U	UG/L	2.0	06/14/2019	DLC
Cis-1,3-Dichloropropene	EPA-8260	U	UG/L	2.0	06/14/2019	DLC
1,1,2-Trichloroethane	EPA-8260	U	UG/L	2.0	06/14/2019	DLC
1,3-Dichloropropane	EPA-8260	U	UG/L	2.0	06/14/2019	DLC
Tetrachloroethylene	EPA-8260	U	UG/L	2.0	06/14/2019	DLC
Dibromochloromethane	EPA-8260	U	UG/L	2.0	06/14/2019	DLC
1,2-Dibromoethane	EPA-8260	U	UG/L	0.010	06/14/2019	DLC
Chlorobenzene	EPA-8260	U	UG/L	2.0	06/14/2019	DLC
1,1,1,2-Tetrachloroethane	EPA-8260	U	UG/L	2.0	06/14/2019	DLC
Bromoform	EPA-8260	U	UG/L	2.0	06/14/2019	DLC
1,1,2,2-Tetrachloroethane	EPA-8260	U	UG/L	2.0	06/14/2019	DLC
1,2,3-Trichloropropane	EPA-8260	U	UG/L	2.0	06/14/2019	DLC
Bromobenzene	EPA-8260	U	UG/L	2.0	06/14/2019	DLC
2-Chlorotoluene	EPA-8260	U	UG/L	2.0	06/14/2019	DLC
4-Chlorotoluene	EPA-8260	U	UG/L	2.0	06/14/2019	DLC
1,3-Dichlorobenzene	EPA-8260	U	UG/L	2.0	06/14/2019	DLC

CERTIFICATE OF ANALYSIS

CLIENT:	Terracon 21905 - 64th Ave W, Suite 100 Mountlake Terrace, WA 98043	DATE:	6/17/2019
		ALS SDG#:	EV19060091
		WDOE ACCREDITATION:	C601
CLIENT CONTACT:	Beau Johnson		
CLIENT PROJECT:	81197255		

LABORATORY BLANK RESULTS

MB-061319W2 - Batch 142065 - Water by EPA-8260

1,4-Dichlorobenzene	EPA-8260	U	UG/L	2.0	06/14/2019	DLC
1,2-Dichlorobenzene	EPA-8260	U	UG/L	2.0	06/14/2019	DLC
1,2-Dibromo 3-Chloropropane	EPA-8260	U	UG/L	10	06/14/2019	DLC
1,2,4-Trichlorobenzene	EPA-8260	U	UG/L	2.0	06/14/2019	DLC
Hexachlorobutadiene	EPA-8260	U	UG/L	2.0	06/14/2019	DLC
1,2,3-Trichlorobenzene	EPA-8260	U	UG/L	2.0	06/14/2019	DLC

U - Analyte analyzed for but not detected at level above reporting limit.



CERTIFICATE OF ANALYSIS

CLIENT: Terracon
 21905 - 64th Ave W, Suite 100
 Mountlake Terrace, WA 98043

CLIENT CONTACT: Beau Johnson
 CLIENT PROJECT: 81197255

DATE: 6/17/2019
 ALS SDG#: EV19060091
 WDOE ACCREDITATION: C601

LABORATORY CONTROL SAMPLE RESULTS

ALS Test Batch ID: 142065 - Water by EPA-8260

SPIKED COMPOUND	METHOD	%REC	RPD	QUAL	LIMITS		ANALYSIS DATE	ANALYSIS BY
					MIN	MAX		
Dichlorodifluoromethane - BS	EPA-8260	150		SQ3	50	150	06/14/2019	DLC
Dichlorodifluoromethane - BSD	EPA-8260	108	33		50	150	06/14/2019	DLC
Chloromethane - BS	EPA-8260	121			50	150	06/14/2019	DLC
Chloromethane - BSD	EPA-8260	97.2	22		50	150	06/14/2019	DLC
Vinyl Chloride - BS	EPA-8260	113			50	150	06/14/2019	DLC
Vinyl Chloride - BSD	EPA-8260	93.2	19		50	150	06/14/2019	DLC
Bromomethane - BS	EPA-8260	121			50	150	06/14/2019	DLC
Bromomethane - BSD	EPA-8260	102	17		50	150	06/14/2019	DLC
Chloroethane - BS	EPA-8260	123			50	150	06/14/2019	DLC
Chloroethane - BSD	EPA-8260	101	20		50	150	06/14/2019	DLC
Carbon Tetrachloride - BS	EPA-8260	133			50	150	06/14/2019	DLC
Carbon Tetrachloride - BSD	EPA-8260	109	20		50	150	06/14/2019	DLC
Trichlorofluoromethane - BS	EPA-8260	135			50	150	06/14/2019	DLC
Trichlorofluoromethane - BSD	EPA-8260	108	22		50	150	06/14/2019	DLC
1,1-Dichloroethene - BS	EPA-8260	127			72.5	136	06/14/2019	DLC
1,1-Dichloroethene - BSD	EPA-8260	104	19		72.5	136	06/14/2019	DLC
Methylene Chloride - BS	EPA-8260	114			50	150	06/14/2019	DLC
Methylene Chloride - BSD	EPA-8260	97.3	16		50	150	06/14/2019	DLC
Trans-1,2-Dichloroethene - BS	EPA-8260	122			50	150	06/14/2019	DLC
Trans-1,2-Dichloroethene - BSD	EPA-8260	101	19		50	150	06/14/2019	DLC
1,1-Dichloroethane - BS	EPA-8260	124			50	150	06/14/2019	DLC
1,1-Dichloroethane - BSD	EPA-8260	104	18		50	150	06/14/2019	DLC
Cis-1,2-Dichloroethene - BS	EPA-8260	119			50	150	06/14/2019	DLC
Cis-1,2-Dichloroethene - BSD	EPA-8260	99.9	17		50	150	06/14/2019	DLC
2,2-Dichloropropane - BS	EPA-8260	95.8			50	150	06/14/2019	DLC
2,2-Dichloropropane - BSD	EPA-8260	77.8	21		50	150	06/14/2019	DLC
Bromochloromethane - BS	EPA-8260	117			50	150	06/14/2019	DLC
Bromochloromethane - BSD	EPA-8260	99.3	16		50	150	06/14/2019	DLC
Chloroform - BS	EPA-8260	111			50	150	06/14/2019	DLC
Chloroform - BSD	EPA-8260	93.7	17		50	150	06/14/2019	DLC
1,1,1-Trichloroethane - BS	EPA-8260	126			50	150	06/14/2019	DLC
1,1,1-Trichloroethane - BSD	EPA-8260	104	19		50	150	06/14/2019	DLC
1,1-Dichloropropene - BS	EPA-8260	128			50	150	06/14/2019	DLC
1,1-Dichloropropene - BSD	EPA-8260	105	20		50	150	06/14/2019	DLC
1,2-Dichloroethane - BS	EPA-8260	109			50	150	06/14/2019	DLC
1,2-Dichloroethane - BSD	EPA-8260	94.3	15		50	150	06/14/2019	DLC
Trichloroethene - BS	EPA-8260	121			74.4	141	06/14/2019	DLC
Trichloroethene - BSD	EPA-8260	100	19		74.4	141	06/14/2019	DLC
1,2-Dichloropropane - BS	EPA-8260	123			50	150	06/14/2019	DLC



CERTIFICATE OF ANALYSIS

CLIENT: Terracon
 21905 - 64th Ave W, Suite 100
 Mountlake Terrace, WA 98043

CLIENT CONTACT: Beau Johnson
 CLIENT PROJECT: 81197255

DATE: 6/17/2019
 ALS SDG#: EV19060091
 WDOE ACCREDITATION: C601

LABORATORY CONTROL SAMPLE RESULTS

SPIKED COMPOUND	METHOD	%REC	RPD	QUAL	LIMITS		ANALYSIS DATE	ANALYSIS BY
					MIN	MAX		
1,2-Dichloropropane - BSD	EPA-8260	104	16		50	150	06/14/2019	DLC
Dibromomethane - BS	EPA-8260	118			50	150	06/14/2019	DLC
Dibromomethane - BSD	EPA-8260	103	14		50	150	06/14/2019	DLC
Bromodichloromethane - BS	EPA-8260	122			50	150	06/14/2019	DLC
Bromodichloromethane - BSD	EPA-8260	105	15		50	150	06/14/2019	DLC
Trans-1,3-Dichloropropene - BS	EPA-8260	95.5			50	150	06/14/2019	DLC
Trans-1,3-Dichloropropene - BSD	EPA-8260	82.5	15		50	150	06/14/2019	DLC
Toluene - BS	EPA-8260	123			71.7	139	06/14/2019	DLC
Toluene - BSD	EPA-8260	103	17		71.7	139	06/14/2019	DLC
Cis-1,3-Dichloropropene - BS	EPA-8260	101			50	150	06/14/2019	DLC
Cis-1,3-Dichloropropene - BSD	EPA-8260	86.0	16		50	150	06/14/2019	DLC
1,1,2-Trichloroethane - BS	EPA-8260	114			50	150	06/14/2019	DLC
1,1,2-Trichloroethane - BSD	EPA-8260	98.0	15		50	150	06/14/2019	DLC
1,3-Dichloropropane - BS	EPA-8260	117			50	150	06/14/2019	DLC
1,3-Dichloropropane - BSD	EPA-8260	101	15		50	150	06/14/2019	DLC
Tetrachloroethylene - BS	EPA-8260	129			50	150	06/14/2019	DLC
Tetrachloroethylene - BSD	EPA-8260	110	16		50	150	06/14/2019	DLC
Dibromochloromethane - BS	EPA-8260	116			50	150	06/14/2019	DLC
Dibromochloromethane - BSD	EPA-8260	100	15		50	150	06/14/2019	DLC
1,2-Dibromoethane - BS	EPA-8260	102			50	150	06/14/2019	DLC
1,2-Dibromoethane - BSD	EPA-8260	88.3	15		50	150	06/14/2019	DLC
Chlorobenzene - BS	EPA-8260	119			73	131	06/14/2019	DLC
Chlorobenzene - BSD	EPA-8260	100	17		73	131	06/14/2019	DLC
1,1,1,2-Tetrachloroethane - BS	EPA-8260	113			50	150	06/14/2019	DLC
1,1,1,2-Tetrachloroethane - BSD	EPA-8260	95.7	17		50	150	06/14/2019	DLC
Bromoform - BS	EPA-8260	112			50	150	06/14/2019	DLC
Bromoform - BSD	EPA-8260	97.6	14		50	150	06/14/2019	DLC
1,1,2,2-Tetrachloroethane - BS	EPA-8260	106			50	150	06/14/2019	DLC
1,1,2,2-Tetrachloroethane - BSD	EPA-8260	91.5	14		50	150	06/14/2019	DLC
1,2,3-Trichloropropane - BS	EPA-8260	104			50	150	06/14/2019	DLC
1,2,3-Trichloropropane - BSD	EPA-8260	90.6	14		50	150	06/14/2019	DLC
Bromobenzene - BS	EPA-8260	112			50	150	06/14/2019	DLC
Bromobenzene - BSD	EPA-8260	94.9	16		50	150	06/14/2019	DLC
2-Chlorotoluene - BS	EPA-8260	115			50	150	06/14/2019	DLC
2-Chlorotoluene - BSD	EPA-8260	96.7	17		50	150	06/14/2019	DLC
4-Chlorotoluene - BS	EPA-8260	118			50	150	06/14/2019	DLC
4-Chlorotoluene - BSD	EPA-8260	99.2	17		50	150	06/14/2019	DLC
1,3-Dichlorobenzene - BS	EPA-8260	117			50	150	06/14/2019	DLC
1,3-Dichlorobenzene - BSD	EPA-8260	98.4	17		50	150	06/14/2019	DLC
1,4-Dichlorobenzene - BS	EPA-8260	116			50	150	06/14/2019	DLC



CERTIFICATE OF ANALYSIS

CLIENT:	Terracon 21905 - 64th Ave W, Suite 100 Mountlake Terrace, WA 98043	DATE:	6/17/2019
CLIENT CONTACT:	Beau Johnson	ALS SDG#:	EV19060091
CLIENT PROJECT:	81197255	WDOE ACCREDITATION:	C601


LABORATORY CONTROL SAMPLE RESULTS

SPIKED COMPOUND	METHOD	%REC	RPD	QUAL	LIMITS		ANALYSIS DATE	ANALYSIS BY
					MIN	MAX		
1,4-Dichlorobenzene - BSD	EPA-8260	98.8	16		50	150	06/14/2019	DLC
1,2-Dichlorobenzene - BS	EPA-8260	118			50	150	06/14/2019	DLC
1,2-Dichlorobenzene - BSD	EPA-8260	100	16		50	150	06/14/2019	DLC
1,2-Dibromo 3-Chloropropane - BS	EPA-8260	117			50	150	06/14/2019	DLC
1,2-Dibromo 3-Chloropropane - BSD	EPA-8260	102	13		50	150	06/14/2019	DLC
1,2,4-Trichlorobenzene - BS	EPA-8260	109			50	150	06/14/2019	DLC
1,2,4-Trichlorobenzene - BSD	EPA-8260	94.0	15		50	150	06/14/2019	DLC
Hexachlorobutadiene - BS	EPA-8260	128			50	150	06/14/2019	DLC
Hexachlorobutadiene - BSD	EPA-8260	106	19		50	150	06/14/2019	DLC
1,2,3-Trichlorobenzene - BS	EPA-8260	108			50	150	06/14/2019	DLC
1,2,3-Trichlorobenzene - BSD	EPA-8260	94.4	13		50	150	06/14/2019	DLC

SQ3 - Spike outside of control limits due to sporadic marginal failure. All other spikes in extraction fraction within control limits. No corrective action taken.

APPROVED BY

Laboratory Director



ALS Environmental
8620 Holly Drive, Suite 100
Everett, WA 98208
Phone (425) 356-2600
Fax (425) 356-2626
http://www.alsglobal.com

Chain Of Custody/ Laboratory Analysis Request

ALS Job# (Laboratory Use Only)

EV19060091

Date 6/13/19 Page 1 of 1

PROJECT ID: 81197255
 REPORT TO COMPANY: Terracon
 PROJECT MANAGER: Beau Johnson
 ADDRESS: 21905 64th Ave W Ste 100
Mountlake Terrace WA 98043
 PHONE: 425-771-3304 P.O.#:
 E-MAIL: beau.johnson@terracon.com cc: lauren.thompson
INVOICE TO COMPANY: @terracon.com
 ATTENTION:
 ADDRESS:

ANALYSIS REQUESTED		OTHER (Specify)	
<input type="checkbox"/> NWTPH-HCID	<input type="checkbox"/> Volatile Organic Compounds by EPA 8260	<input type="checkbox"/> PCB by EPA 8082	<u>CVOCs by EPA 8260</u>
<input type="checkbox"/> NWTPH-DX	<input type="checkbox"/> EDB / EDC by EPA 8260 (soil)	<input type="checkbox"/> Semivolatile Organic Compounds by EPA 8270	
<input type="checkbox"/> NWTPH-GX	<input type="checkbox"/> EDB / EDC by EPA 8260 (water)	<input type="checkbox"/> Polycyclic Aromatic Hydrocarbons (PAH) by EPA 8270 SIM	
<input type="checkbox"/> BTEX by EPA 8021	<input type="checkbox"/> Halogenated Volatiles by EPA 8260	<input type="checkbox"/> Metals Other (Specify)	
<input type="checkbox"/> MTBE by EPA 8260	<input type="checkbox"/> MTBE by EPA 8021	<input type="checkbox"/> Metals-MTCA-6	
<input type="checkbox"/> BTEX by EPA 8260	<input type="checkbox"/> BTEX by EPA 8021	<input type="checkbox"/> RCRA-8	
<input type="checkbox"/> PCB by EPA 8082	<input type="checkbox"/> Pesticides by EPA 8081	<input type="checkbox"/> TAL	
<input type="checkbox"/> Volatile Organic Compounds by EPA 8260	<input type="checkbox"/> Volatile Organic Compounds by EPA 8260	<input type="checkbox"/> VOA	
<input type="checkbox"/> EDB / EDC by EPA 8260 (soil)	<input type="checkbox"/> EDB / EDC by EPA 8260 (soil)	<input type="checkbox"/> Semi-Vol	
<input type="checkbox"/> EDB / EDC by EPA 8260 (water)	<input type="checkbox"/> EDB / EDC by EPA 8260 (water)	<input type="checkbox"/> Pest	
<input type="checkbox"/> Semivolatile Organic Compounds by EPA 8270	<input type="checkbox"/> Semivolatile Organic Compounds by EPA 8270	<input type="checkbox"/> Herbs	
<input type="checkbox"/> Polycyclic Aromatic Hydrocarbons (PAH) by EPA 8270 SIM	<input type="checkbox"/> Polycyclic Aromatic Hydrocarbons (PAH) by EPA 8270 SIM	<input type="checkbox"/> TCLP-Metals	

NUMBER OF CONTAINERS	RECEIVED IN GOOD CONDITION?
3	<input checked="" type="checkbox"/>
3	<input checked="" type="checkbox"/>
3	<input checked="" type="checkbox"/>
3	<input checked="" type="checkbox"/>
3	<input checked="" type="checkbox"/>

SPECIAL INSTRUCTIONS

SIGNATURES (Name, Company, Date, Time):
 1. Relinquished By: [Signature] Terracon 6/13/19 13:08
 Received By: [Signature] ALS 6/13/19 13:08
 2. Relinquished By: _____
 Received By: _____

TURNAROUND REQUESTED in Business Days*
 Organic, Metals & Inorganic Analysis: 1 3 5 10 Standard
 Fuels & Hydrocarbon Analysis: 1 3 5 10 Standard
 OTHER: Specify: Results by Monday 6/17

*Turnaround request less than standard may incur Rush Charges



June 7, 2019

Mr. Beau Johnson
Terracon
21905 - 64th Ave W, Suite 100
Mountlake Terrace, WA 98043

Dear Mr. Johnson,

On June 5th, 8 samples were received by our laboratory and assigned our laboratory project number EV19060026. The project was identified as your 81197255. The sample identification and requested analyses are outlined on the attached chain of custody record.

No abnormalities or nonconformances were observed during the analyses of the project samples.

Please do not hesitate to call me if you have any questions or if I can be of further assistance.

Sincerely,

ALS Laboratory Group

Rick Bagan
Laboratory Director



CERTIFICATE OF ANALYSIS

CLIENT: Terracon
 21905 - 64th Ave W, Suite 100
 Mountlake Terrace, WA 98043

CLIENT CONTACT: Beau Johnson
 CLIENT PROJECT: 81197255
 CLIENT SAMPLE ID: Culvert out - 060519

DATE: 6/7/2019
 ALS JOB#: EV19060026
 ALS SAMPLE#: EV19060026-01
 DATE RECEIVED: 06/05/2019
 COLLECTION DATE: 6/5/2019 10:35:00 AM
 WDOE ACCREDITATION: C601

SAMPLE DATA RESULTS

ANALYTE	METHOD	RESULTS	REPORTING LIMITS	DILUTION FACTOR	UNITS	ANALYSIS	ANALYSIS
						DATE	BY
Dichlorodifluoromethane	EPA-8260	U	2.0	1	UG/L	06/06/2019	DLC
Chloromethane	EPA-8260	U	2.0	1	UG/L	06/06/2019	DLC
Vinyl Chloride	EPA-8260	U	0.20	1	UG/L	06/06/2019	DLC
Bromomethane	EPA-8260	U	2.0	1	UG/L	06/06/2019	DLC
Chloroethane	EPA-8260	U	2.0	1	UG/L	06/06/2019	DLC
Carbon Tetrachloride	EPA-8260	U	2.0	1	UG/L	06/06/2019	DLC
Trichlorofluoromethane	EPA-8260	U	2.0	1	UG/L	06/06/2019	DLC
1,1-Dichloroethene	EPA-8260	U	2.0	1	UG/L	06/06/2019	DLC
Methylene Chloride	EPA-8260	U	5.0	1	UG/L	06/06/2019	DLC
Trans-1,2-Dichloroethene	EPA-8260	U	2.0	1	UG/L	06/06/2019	DLC
1,1-Dichloroethane	EPA-8260	U	2.0	1	UG/L	06/06/2019	DLC
Cis-1,2-Dichloroethene	EPA-8260	U	2.0	1	UG/L	06/06/2019	DLC
2,2-Dichloropropane	EPA-8260	U	2.0	1	UG/L	06/06/2019	DLC
Bromochloromethane	EPA-8260	U	2.0	1	UG/L	06/06/2019	DLC
Chloroform	EPA-8260	U	2.0	1	UG/L	06/06/2019	DLC
1,1,1-Trichloroethane	EPA-8260	U	2.0	1	UG/L	06/06/2019	DLC
1,1-Dichloropropene	EPA-8260	U	2.0	1	UG/L	06/06/2019	DLC
1,2-Dichloroethane	EPA-8260	U	2.0	1	UG/L	06/06/2019	DLC
Trichloroethene	EPA-8260	U	2.0	1	UG/L	06/06/2019	DLC
1,2-Dichloropropane	EPA-8260	U	2.0	1	UG/L	06/06/2019	DLC
Dibromomethane	EPA-8260	U	2.0	1	UG/L	06/06/2019	DLC
Bromodichloromethane	EPA-8260	U	2.0	1	UG/L	06/06/2019	DLC
Trans-1,3-Dichloropropene	EPA-8260	U	2.0	1	UG/L	06/06/2019	DLC
Cis-1,3-Dichloropropene	EPA-8260	U	2.0	1	UG/L	06/06/2019	DLC
1,1,2-Trichloroethane	EPA-8260	U	2.0	1	UG/L	06/06/2019	DLC
1,3-Dichloropropane	EPA-8260	U	2.0	1	UG/L	06/06/2019	DLC
Tetrachloroethylene	EPA-8260	U	2.0	1	UG/L	06/06/2019	DLC
Dibromochloromethane	EPA-8260	U	2.0	1	UG/L	06/06/2019	DLC
1,2-Dibromoethane	EPA-8260	U	0.010	1	UG/L	06/06/2019	DLC
Chlorobenzene	EPA-8260	U	2.0	1	UG/L	06/06/2019	DLC
1,1,1,2-Tetrachloroethane	EPA-8260	U	2.0	1	UG/L	06/06/2019	DLC
Bromoform	EPA-8260	U	2.0	1	UG/L	06/06/2019	DLC
1,1,2,2-Tetrachloroethane	EPA-8260	U	2.0	1	UG/L	06/06/2019	DLC
1,2,3-Trichloropropane	EPA-8260	U	2.0	1	UG/L	06/06/2019	DLC
Bromobenzene	EPA-8260	U	2.0	1	UG/L	06/06/2019	DLC
2-Chlorotoluene	EPA-8260	U	2.0	1	UG/L	06/06/2019	DLC
4-Chlorotoluene	EPA-8260	U	2.0	1	UG/L	06/06/2019	DLC
1,3-Dichlorobenzene	EPA-8260	U	2.0	1	UG/L	06/06/2019	DLC

CERTIFICATE OF ANALYSIS

CLIENT:	Terracon 21905 - 64th Ave W, Suite 100 Mountlake Terrace, WA 98043	DATE:	6/7/2019
CLIENT CONTACT:	Beau Johnson	ALS JOB#:	EV19060026
CLIENT PROJECT:	81197255	ALS SAMPLE#:	EV19060026-01
CLIENT SAMPLE ID	Culvert out - 060519	DATE RECEIVED:	06/05/2019
		COLLECTION DATE:	6/5/2019 10:35:00 AM
		WDOE ACCREDITATION:	C601

SAMPLE DATA RESULTS

ANALYTE	METHOD	RESULTS	REPORTING LIMITS	DILUTION FACTOR	UNITS	ANALYSIS DATE	ANALYSIS BY
1,4-Dichlorobenzene	EPA-8260	U	2.0	1	UG/L	06/06/2019	DLC
1,2-Dichlorobenzene	EPA-8260	U	2.0	1	UG/L	06/06/2019	DLC
1,2-Dibromo 3-Chloropropane	EPA-8260	U	10	1	UG/L	06/06/2019	DLC
1,2,4-Trichlorobenzene	EPA-8260	U	2.0	1	UG/L	06/06/2019	DLC
Hexachlorobutadiene	EPA-8260	U	2.0	1	UG/L	06/06/2019	DLC
1,2,3-Trichlorobenzene	EPA-8260	U	2.0	1	UG/L	06/06/2019	DLC

SURROGATE	METHOD	%REC	ANALYSIS DATE	ANALYSIS BY
1,2-Dichloroethane-d4	EPA-8260	98.9	06/06/2019	DLC
4-Bromofluorobenzene	EPA-8260	88.1	06/06/2019	DLC

U - Analyte analyzed for but not detected at level above reporting limit.



CERTIFICATE OF ANALYSIS

CLIENT:	Terracon 21905 - 64th Ave W, Suite 100 Mountlake Terrace, WA 98043	DATE:	6/7/2019
CLIENT CONTACT:	Beau Johnson	ALS JOB#:	EV19060026
CLIENT PROJECT:	81197255	ALS SAMPLE#:	EV19060026-02
CLIENT SAMPLE ID	Culvert in - 060519	DATE RECEIVED:	06/05/2019
		COLLECTION DATE:	6/5/2019 10:50:00 AM
		WDOE ACCREDITATION:	C601

SAMPLE DATA RESULTS

ANALYTE	METHOD	RESULTS	REPORTING LIMITS	DILUTION FACTOR	UNITS	ANALYSIS	ANALYSIS
						DATE	BY
Dichlorodifluoromethane	EPA-8260	U	2.0	1	UG/L	06/06/2019	DLC
Chloromethane	EPA-8260	U	2.0	1	UG/L	06/06/2019	DLC
Vinyl Chloride	EPA-8260	U	0.20	1	UG/L	06/06/2019	DLC
Bromomethane	EPA-8260	U	2.0	1	UG/L	06/06/2019	DLC
Chloroethane	EPA-8260	U	2.0	1	UG/L	06/06/2019	DLC
Carbon Tetrachloride	EPA-8260	U	2.0	1	UG/L	06/06/2019	DLC
Trichlorofluoromethane	EPA-8260	U	2.0	1	UG/L	06/06/2019	DLC
1,1-Dichloroethene	EPA-8260	U	2.0	1	UG/L	06/06/2019	DLC
Methylene Chloride	EPA-8260	U	5.0	1	UG/L	06/06/2019	DLC
Trans-1,2-Dichloroethene	EPA-8260	U	2.0	1	UG/L	06/06/2019	DLC
1,1-Dichloroethane	EPA-8260	U	2.0	1	UG/L	06/06/2019	DLC
Cis-1,2-Dichloroethene	EPA-8260	U	2.0	1	UG/L	06/06/2019	DLC
2,2-Dichloropropane	EPA-8260	U	2.0	1	UG/L	06/06/2019	DLC
Bromochloromethane	EPA-8260	U	2.0	1	UG/L	06/06/2019	DLC
Chloroform	EPA-8260	U	2.0	1	UG/L	06/06/2019	DLC
1,1,1-Trichloroethane	EPA-8260	U	2.0	1	UG/L	06/06/2019	DLC
1,1-Dichloropropene	EPA-8260	U	2.0	1	UG/L	06/06/2019	DLC
1,2-Dichloroethane	EPA-8260	U	2.0	1	UG/L	06/06/2019	DLC
Trichloroethene	EPA-8260	U	2.0	1	UG/L	06/06/2019	DLC
1,2-Dichloropropane	EPA-8260	U	2.0	1	UG/L	06/06/2019	DLC
Dibromomethane	EPA-8260	U	2.0	1	UG/L	06/06/2019	DLC
Bromodichloromethane	EPA-8260	U	2.0	1	UG/L	06/06/2019	DLC
Trans-1,3-Dichloropropene	EPA-8260	U	2.0	1	UG/L	06/06/2019	DLC
Cis-1,3-Dichloropropene	EPA-8260	U	2.0	1	UG/L	06/06/2019	DLC
1,1,2-Trichloroethane	EPA-8260	U	2.0	1	UG/L	06/06/2019	DLC
1,3-Dichloropropane	EPA-8260	U	2.0	1	UG/L	06/06/2019	DLC
Tetrachloroethylene	EPA-8260	U	2.0	1	UG/L	06/06/2019	DLC
Dibromochloromethane	EPA-8260	U	2.0	1	UG/L	06/06/2019	DLC
1,2-Dibromoethane	EPA-8260	U	0.010	1	UG/L	06/06/2019	DLC
Chlorobenzene	EPA-8260	U	2.0	1	UG/L	06/06/2019	DLC
1,1,1,2-Tetrachloroethane	EPA-8260	U	2.0	1	UG/L	06/06/2019	DLC
Bromoform	EPA-8260	U	2.0	1	UG/L	06/06/2019	DLC
1,1,2,2-Tetrachloroethane	EPA-8260	U	2.0	1	UG/L	06/06/2019	DLC
1,2,3-Trichloropropane	EPA-8260	U	2.0	1	UG/L	06/06/2019	DLC
Bromobenzene	EPA-8260	U	2.0	1	UG/L	06/06/2019	DLC
2-Chlorotoluene	EPA-8260	U	2.0	1	UG/L	06/06/2019	DLC
4-Chlorotoluene	EPA-8260	U	2.0	1	UG/L	06/06/2019	DLC
1,3-Dichlorobenzene	EPA-8260	U	2.0	1	UG/L	06/06/2019	DLC
1,4-Dichlorobenzene	EPA-8260	U	2.0	1	UG/L	06/06/2019	DLC

CERTIFICATE OF ANALYSIS

CLIENT:	Terracon 21905 - 64th Ave W, Suite 100 Mountlake Terrace, WA 98043	DATE:	6/7/2019
CLIENT CONTACT:	Beau Johnson	ALS JOB#:	EV19060026
CLIENT PROJECT:	81197255	ALS SAMPLE#:	EV19060026-02
CLIENT SAMPLE ID	Culvert in - 060519	DATE RECEIVED:	06/05/2019
		COLLECTION DATE:	6/5/2019 10:50:00 AM
		WDOE ACCREDITATION:	C601

SAMPLE DATA RESULTS

ANALYTE	METHOD	RESULTS	REPORTING LIMITS	DILUTION FACTOR	UNITS	ANALYSIS DATE	ANALYSIS BY
1,2-Dichlorobenzene	EPA-8260	U	2.0	1	UG/L	06/06/2019	DLC
1,2-Dibromo 3-Chloropropane	EPA-8260	U	10	1	UG/L	06/06/2019	DLC
1,2,4-Trichlorobenzene	EPA-8260	U	2.0	1	UG/L	06/06/2019	DLC
Hexachlorobutadiene	EPA-8260	U	2.0	1	UG/L	06/06/2019	DLC
1,2,3-Trichlorobenzene	EPA-8260	U	2.0	1	UG/L	06/06/2019	DLC

SURROGATE	METHOD	%REC	ANALYSIS DATE	ANALYSIS BY
1,2-Dichloroethane-d4	EPA-8260	99.8	06/06/2019	DLC
4-Bromofluorobenzene	EPA-8260	88.1	06/06/2019	DLC

U - Analyte analyzed for but not detected at level above reporting limit.



CERTIFICATE OF ANALYSIS

CLIENT:	Terracon 21905 - 64th Ave W, Suite 100 Mountlake Terrace, WA 98043	DATE:	6/7/2019
CLIENT CONTACT:	Beau Johnson	ALS JOB#:	EV19060026
CLIENT PROJECT:	81197255	ALS SAMPLE#:	EV19060026-03
CLIENT SAMPLE ID	MW-8-4	DATE RECEIVED:	06/05/2019
		COLLECTION DATE:	6/5/2019 9:50:00 AM
		WDOE ACCREDITATION:	C601

SAMPLE DATA RESULTS

ANALYTE	METHOD	RESULTS	REPORTING	DILUTION	UNITS	ANALYSIS	ANALYSIS
			LIMITS	FACTOR		DATE	BY
Dichlorodifluoromethane	EPA-8260	U	0.010	1	MG/KG	06/07/2019	DLC
Chloromethane	EPA-8260	U	0.010	1	MG/KG	06/07/2019	DLC
Vinyl Chloride	EPA-8260	U	0.010	1	MG/KG	06/07/2019	DLC
Bromomethane	EPA-8260	U	0.010	1	MG/KG	06/07/2019	DLC
Chloroethane	EPA-8260	U	0.010	1	MG/KG	06/07/2019	DLC
Carbon Tetrachloride	EPA-8260	U	0.010	1	MG/KG	06/07/2019	DLC
Trichlorofluoromethane	EPA-8260	U	0.010	1	MG/KG	06/07/2019	DLC
1,1-Dichloroethene	EPA-8260	U	0.010	1	MG/KG	06/07/2019	DLC
Methylene Chloride	EPA-8260	U	0.020	1	MG/KG	06/07/2019	DLC
Trans-1,2-Dichloroethene	EPA-8260	U	0.010	1	MG/KG	06/07/2019	DLC
1,1-Dichloroethane	EPA-8260	U	0.010	1	MG/KG	06/07/2019	DLC
Cis-1,2-Dichloroethene	EPA-8260	U	0.010	1	MG/KG	06/07/2019	DLC
2,2-Dichloropropane	EPA-8260	U	0.010	1	MG/KG	06/07/2019	DLC
Bromochloromethane	EPA-8260	U	0.010	1	MG/KG	06/07/2019	DLC
Chloroform	EPA-8260	U	0.010	1	MG/KG	06/07/2019	DLC
1,1,1-Trichloroethane	EPA-8260	U	0.010	1	MG/KG	06/07/2019	DLC
1,1-Dichloropropene	EPA-8260	U	0.010	1	MG/KG	06/07/2019	DLC
1,2-Dichloroethane	EPA-8260	U	0.010	1	MG/KG	06/07/2019	DLC
Trichloroethene	EPA-8260	U	0.010	1	MG/KG	06/07/2019	DLC
1,2-Dichloropropane	EPA-8260	U	0.010	1	MG/KG	06/07/2019	DLC
Dibromomethane	EPA-8260	U	0.010	1	MG/KG	06/07/2019	DLC
Bromodichloromethane	EPA-8260	U	0.010	1	MG/KG	06/07/2019	DLC
Trans-1,3-Dichloropropene	EPA-8260	U	0.010	1	MG/KG	06/07/2019	DLC
Cis-1,3-Dichloropropene	EPA-8260	U	0.010	1	MG/KG	06/07/2019	DLC
1,1,2-Trichloroethane	EPA-8260	U	0.010	1	MG/KG	06/07/2019	DLC
1,3-Dichloropropane	EPA-8260	U	0.010	1	MG/KG	06/07/2019	DLC
Tetrachloroethylene	EPA-8260	U	0.010	1	MG/KG	06/07/2019	DLC
Dibromochloromethane	EPA-8260	U	0.010	1	MG/KG	06/07/2019	DLC
1,2-Dibromoethane	EPA-8260	U	0.0050	1	MG/KG	06/07/2019	DLC
Chlorobenzene	EPA-8260	U	0.010	1	MG/KG	06/07/2019	DLC
1,1,1,2-Tetrachloroethane	EPA-8260	U	0.010	1	MG/KG	06/07/2019	DLC
Bromoform	EPA-8260	U	0.010	1	MG/KG	06/07/2019	DLC
1,1,2,2-Tetrachloroethane	EPA-8260	U	0.010	1	MG/KG	06/07/2019	DLC
1,2,3-Trichloropropane	EPA-8260	U	0.010	1	MG/KG	06/07/2019	DLC
Bromobenzene	EPA-8260	U	0.010	1	MG/KG	06/07/2019	DLC
2-Chlorotoluene	EPA-8260	U	0.010	1	MG/KG	06/07/2019	DLC
4-Chlorotoluene	EPA-8260	U	0.010	1	MG/KG	06/07/2019	DLC
1,3-Dichlorobenzene	EPA-8260	U	0.010	1	MG/KG	06/07/2019	DLC
1,4-Dichlorobenzene	EPA-8260	U	0.010	1	MG/KG	06/07/2019	DLC

CERTIFICATE OF ANALYSIS

CLIENT:	Terracon 21905 - 64th Ave W, Suite 100 Mountlake Terrace, WA 98043	DATE:	6/7/2019
CLIENT CONTACT:	Beau Johnson	ALS JOB#:	EV19060026
CLIENT PROJECT:	81197255	ALS SAMPLE#:	EV19060026-03
CLIENT SAMPLE ID	MW-8-4	DATE RECEIVED:	06/05/2019
		COLLECTION DATE:	6/5/2019 9:50:00 AM
		WDOE ACCREDITATION:	C601

SAMPLE DATA RESULTS

ANALYTE	METHOD	RESULTS	REPORTING LIMITS	DILUTION FACTOR	UNITS	ANALYSIS DATE	ANALYSIS BY
1,2-Dichlorobenzene	EPA-8260	U	0.010	1	MG/KG	06/07/2019	DLC
1,2-Dibromo 3-Chloropropane	EPA-8260	U	0.050	1	MG/KG	06/07/2019	DLC
1,2,4-Trichlorobenzene	EPA-8260	U	0.010	1	MG/KG	06/07/2019	DLC
Hexachlorobutadiene	EPA-8260	U	0.010	1	MG/KG	06/07/2019	DLC
1,2,3-Trichlorobenzene	EPA-8260	U	0.010	1	MG/KG	06/07/2019	DLC

SURROGATE	METHOD	%REC	ANALYSIS DATE	ANALYSIS BY
1,2-Dichloroethane-d4	EPA-8260	94.9	06/07/2019	DLC
4-Bromofluorobenzene	EPA-8260	90.4	06/07/2019	DLC

U - Analyte analyzed for but not detected at level above reporting limit.



CERTIFICATE OF ANALYSIS

CLIENT:	Terracon 21905 - 64th Ave W, Suite 100 Mountlake Terrace, WA 98043	DATE:	6/7/2019
CLIENT CONTACT:	Beau Johnson	ALS JOB#:	EV19060026
CLIENT PROJECT:	81197255	ALS SAMPLE#:	EV19060026-05
CLIENT SAMPLE ID	MW-9-10	DATE RECEIVED:	06/05/2019
		COLLECTION DATE:	6/5/2019 11:15:00 AM
		WDOE ACCREDITATION:	C601

SAMPLE DATA RESULTS

ANALYTE	METHOD	RESULTS	REPORTING	DILUTION	UNITS	ANALYSIS	ANALYSIS
			LIMITS	FACTOR		DATE	BY
Dichlorodifluoromethane	EPA-8260	U	0.010	1	MG/KG	06/07/2019	DLC
Chloromethane	EPA-8260	U	0.010	1	MG/KG	06/07/2019	DLC
Vinyl Chloride	EPA-8260	U	0.010	1	MG/KG	06/07/2019	DLC
Bromomethane	EPA-8260	U	0.010	1	MG/KG	06/07/2019	DLC
Chloroethane	EPA-8260	U	0.010	1	MG/KG	06/07/2019	DLC
Carbon Tetrachloride	EPA-8260	U	0.010	1	MG/KG	06/07/2019	DLC
Trichlorofluoromethane	EPA-8260	U	0.010	1	MG/KG	06/07/2019	DLC
1,1-Dichloroethene	EPA-8260	U	0.010	1	MG/KG	06/07/2019	DLC
Methylene Chloride	EPA-8260	U	0.020	1	MG/KG	06/07/2019	DLC
Trans-1,2-Dichloroethene	EPA-8260	U	0.010	1	MG/KG	06/07/2019	DLC
1,1-Dichloroethane	EPA-8260	U	0.010	1	MG/KG	06/07/2019	DLC
Cis-1,2-Dichloroethene	EPA-8260	U	0.010	1	MG/KG	06/07/2019	DLC
2,2-Dichloropropane	EPA-8260	U	0.010	1	MG/KG	06/07/2019	DLC
Bromochloromethane	EPA-8260	U	0.010	1	MG/KG	06/07/2019	DLC
Chloroform	EPA-8260	U	0.010	1	MG/KG	06/07/2019	DLC
1,1,1-Trichloroethane	EPA-8260	U	0.010	1	MG/KG	06/07/2019	DLC
1,1-Dichloropropene	EPA-8260	U	0.010	1	MG/KG	06/07/2019	DLC
1,2-Dichloroethane	EPA-8260	U	0.010	1	MG/KG	06/07/2019	DLC
Trichloroethene	EPA-8260	U	0.010	1	MG/KG	06/07/2019	DLC
1,2-Dichloropropane	EPA-8260	U	0.010	1	MG/KG	06/07/2019	DLC
Dibromomethane	EPA-8260	U	0.010	1	MG/KG	06/07/2019	DLC
Bromodichloromethane	EPA-8260	U	0.010	1	MG/KG	06/07/2019	DLC
Trans-1,3-Dichloropropene	EPA-8260	U	0.010	1	MG/KG	06/07/2019	DLC
Cis-1,3-Dichloropropene	EPA-8260	U	0.010	1	MG/KG	06/07/2019	DLC
1,1,2-Trichloroethane	EPA-8260	U	0.010	1	MG/KG	06/07/2019	DLC
1,3-Dichloropropane	EPA-8260	U	0.010	1	MG/KG	06/07/2019	DLC
Tetrachloroethylene	EPA-8260	U	0.010	1	MG/KG	06/07/2019	DLC
Dibromochloromethane	EPA-8260	U	0.010	1	MG/KG	06/07/2019	DLC
1,2-Dibromoethane	EPA-8260	U	0.0050	1	MG/KG	06/07/2019	DLC
Chlorobenzene	EPA-8260	U	0.010	1	MG/KG	06/07/2019	DLC
1,1,1,2-Tetrachloroethane	EPA-8260	U	0.010	1	MG/KG	06/07/2019	DLC
Bromoform	EPA-8260	U	0.010	1	MG/KG	06/07/2019	DLC
1,1,2,2-Tetrachloroethane	EPA-8260	U	0.010	1	MG/KG	06/07/2019	DLC
1,2,3-Trichloropropane	EPA-8260	U	0.010	1	MG/KG	06/07/2019	DLC
Bromobenzene	EPA-8260	U	0.010	1	MG/KG	06/07/2019	DLC
2-Chlorotoluene	EPA-8260	U	0.010	1	MG/KG	06/07/2019	DLC
4-Chlorotoluene	EPA-8260	U	0.010	1	MG/KG	06/07/2019	DLC
1,3-Dichlorobenzene	EPA-8260	U	0.010	1	MG/KG	06/07/2019	DLC
1,4-Dichlorobenzene	EPA-8260	U	0.010	1	MG/KG	06/07/2019	DLC

CERTIFICATE OF ANALYSIS

CLIENT:	Terracon 21905 - 64th Ave W, Suite 100 Mountlake Terrace, WA 98043	DATE:	6/7/2019
CLIENT CONTACT:	Beau Johnson	ALS JOB#:	EV19060026
CLIENT PROJECT:	81197255	ALS SAMPLE#:	EV19060026-05
CLIENT SAMPLE ID	MW-9-10	DATE RECEIVED:	06/05/2019
		COLLECTION DATE:	6/5/2019 11:15:00 AM
		WDOE ACCREDITATION:	C601

SAMPLE DATA RESULTS

ANALYTE	METHOD	RESULTS	REPORTING LIMITS	DILUTION FACTOR	UNITS	ANALYSIS DATE	ANALYSIS BY
1,2-Dichlorobenzene	EPA-8260	U	0.010	1	MG/KG	06/07/2019	DLC
1,2-Dibromo 3-Chloropropane	EPA-8260	U	0.050	1	MG/KG	06/07/2019	DLC
1,2,4-Trichlorobenzene	EPA-8260	U	0.010	1	MG/KG	06/07/2019	DLC
Hexachlorobutadiene	EPA-8260	U	0.010	1	MG/KG	06/07/2019	DLC
1,2,3-Trichlorobenzene	EPA-8260	U	0.010	1	MG/KG	06/07/2019	DLC

SURROGATE	METHOD	%REC	ANALYSIS DATE	ANALYSIS BY
1,2-Dichloroethane-d4	EPA-8260	96.0	06/07/2019	DLC
4-Bromofluorobenzene	EPA-8260	94.1	06/07/2019	DLC

U - Analyte analyzed for but not detected at level above reporting limit.



CERTIFICATE OF ANALYSIS

CLIENT:	Terracon 21905 - 64th Ave W, Suite 100 Mountlake Terrace, WA 98043	DATE:	6/7/2019
CLIENT CONTACT:	Beau Johnson	ALS JOB#:	EV19060026
CLIENT PROJECT:	81197255	ALS SAMPLE#:	EV19060026-08
CLIENT SAMPLE ID	MW-10-12	DATE RECEIVED:	06/05/2019
		COLLECTION DATE:	6/5/2019 1:45:00 PM
		WDOE ACCREDITATION:	C601

SAMPLE DATA RESULTS

ANALYTE	METHOD	RESULTS	REPORTING	DILUTION	UNITS	ANALYSIS	ANALYSIS
			LIMITS	FACTOR		DATE	BY
Dichlorodifluoromethane	EPA-8260	U	0.010	1	MG/KG	06/07/2019	DLC
Chloromethane	EPA-8260	U	0.010	1	MG/KG	06/07/2019	DLC
Vinyl Chloride	EPA-8260	U	0.010	1	MG/KG	06/07/2019	DLC
Bromomethane	EPA-8260	U	0.010	1	MG/KG	06/07/2019	DLC
Chloroethane	EPA-8260	U	0.010	1	MG/KG	06/07/2019	DLC
Carbon Tetrachloride	EPA-8260	U	0.010	1	MG/KG	06/07/2019	DLC
Trichlorofluoromethane	EPA-8260	U	0.010	1	MG/KG	06/07/2019	DLC
1,1-Dichloroethene	EPA-8260	U	0.010	1	MG/KG	06/07/2019	DLC
Methylene Chloride	EPA-8260	U	0.020	1	MG/KG	06/07/2019	DLC
Trans-1,2-Dichloroethene	EPA-8260	U	0.010	1	MG/KG	06/07/2019	DLC
1,1-Dichloroethane	EPA-8260	U	0.010	1	MG/KG	06/07/2019	DLC
Cis-1,2-Dichloroethene	EPA-8260	U	0.010	1	MG/KG	06/07/2019	DLC
2,2-Dichloropropane	EPA-8260	U	0.010	1	MG/KG	06/07/2019	DLC
Bromochloromethane	EPA-8260	U	0.010	1	MG/KG	06/07/2019	DLC
Chloroform	EPA-8260	U	0.010	1	MG/KG	06/07/2019	DLC
1,1,1-Trichloroethane	EPA-8260	U	0.010	1	MG/KG	06/07/2019	DLC
1,1-Dichloropropene	EPA-8260	U	0.010	1	MG/KG	06/07/2019	DLC
1,2-Dichloroethane	EPA-8260	U	0.010	1	MG/KG	06/07/2019	DLC
Trichloroethene	EPA-8260	U	0.010	1	MG/KG	06/07/2019	DLC
1,2-Dichloropropane	EPA-8260	U	0.010	1	MG/KG	06/07/2019	DLC
Dibromomethane	EPA-8260	U	0.010	1	MG/KG	06/07/2019	DLC
Bromodichloromethane	EPA-8260	U	0.010	1	MG/KG	06/07/2019	DLC
Trans-1,3-Dichloropropene	EPA-8260	U	0.010	1	MG/KG	06/07/2019	DLC
Cis-1,3-Dichloropropene	EPA-8260	U	0.010	1	MG/KG	06/07/2019	DLC
1,1,2-Trichloroethane	EPA-8260	U	0.010	1	MG/KG	06/07/2019	DLC
1,3-Dichloropropane	EPA-8260	U	0.010	1	MG/KG	06/07/2019	DLC
Tetrachloroethylene	EPA-8260	U	0.010	1	MG/KG	06/07/2019	DLC
Dibromochloromethane	EPA-8260	U	0.010	1	MG/KG	06/07/2019	DLC
1,2-Dibromoethane	EPA-8260	U	0.0050	1	MG/KG	06/07/2019	DLC
Chlorobenzene	EPA-8260	U	0.010	1	MG/KG	06/07/2019	DLC
1,1,1,2-Tetrachloroethane	EPA-8260	U	0.010	1	MG/KG	06/07/2019	DLC
Bromoform	EPA-8260	U	0.010	1	MG/KG	06/07/2019	DLC
1,1,2,2-Tetrachloroethane	EPA-8260	U	0.010	1	MG/KG	06/07/2019	DLC
1,2,3-Trichloropropane	EPA-8260	U	0.010	1	MG/KG	06/07/2019	DLC
Bromobenzene	EPA-8260	U	0.010	1	MG/KG	06/07/2019	DLC
2-Chlorotoluene	EPA-8260	U	0.010	1	MG/KG	06/07/2019	DLC
4-Chlorotoluene	EPA-8260	U	0.010	1	MG/KG	06/07/2019	DLC
1,3-Dichlorobenzene	EPA-8260	U	0.010	1	MG/KG	06/07/2019	DLC
1,4-Dichlorobenzene	EPA-8260	U	0.010	1	MG/KG	06/07/2019	DLC

CERTIFICATE OF ANALYSIS

CLIENT:	Terracon 21905 - 64th Ave W, Suite 100 Mountlake Terrace, WA 98043	DATE:	6/7/2019
CLIENT CONTACT:	Beau Johnson	ALS JOB#:	EV19060026
CLIENT PROJECT:	81197255	ALS SAMPLE#:	EV19060026-08
CLIENT SAMPLE ID	MW-10-12	DATE RECEIVED:	06/05/2019
		COLLECTION DATE:	6/5/2019 1:45:00 PM
		WDOE ACCREDITATION:	C601

SAMPLE DATA RESULTS

ANALYTE	METHOD	RESULTS	REPORTING LIMITS	DILUTION FACTOR	UNITS	ANALYSIS DATE	ANALYSIS BY
1,2-Dichlorobenzene	EPA-8260	U	0.010	1	MG/KG	06/07/2019	DLC
1,2-Dibromo 3-Chloropropane	EPA-8260	U	0.050	1	MG/KG	06/07/2019	DLC
1,2,4-Trichlorobenzene	EPA-8260	U	0.010	1	MG/KG	06/07/2019	DLC
Hexachlorobutadiene	EPA-8260	U	0.010	1	MG/KG	06/07/2019	DLC
1,2,3-Trichlorobenzene	EPA-8260	U	0.010	1	MG/KG	06/07/2019	DLC

SURROGATE	METHOD	%REC	ANALYSIS DATE	ANALYSIS BY
1,2-Dichloroethane-d4	EPA-8260	99.0	06/07/2019	DLC
4-Bromofluorobenzene	EPA-8260	92.3	06/07/2019	DLC

U - Analyte analyzed for but not detected at level above reporting limit.



CERTIFICATE OF ANALYSIS

CLIENT: Terracon
 21905 - 64th Ave W, Suite 100
 Mountlake Terrace, WA 98043

CLIENT CONTACT: Beau Johnson
 CLIENT PROJECT: 81197255

DATE: 6/7/2019
 ALS SDG#: EV19060026
 WDOE ACCREDITATION: C601

LABORATORY BLANK RESULTS

MB-060619S - Batch 141745 - Soil by EPA-8260

ANALYTE	METHOD	RESULTS	UNITS	REPORTING	ANALYSIS	ANALYSIS
				LIMITS	DATE	BY
Dichlorodifluoromethane	EPA-8260	U	MG/KG	0.010	06/06/2019	DLC
Chloromethane	EPA-8260	U	MG/KG	0.010	06/06/2019	DLC
Vinyl Chloride	EPA-8260	U	MG/KG	0.010	06/06/2019	DLC
Bromomethane	EPA-8260	U	MG/KG	0.010	06/06/2019	DLC
Chloroethane	EPA-8260	U	MG/KG	0.010	06/06/2019	DLC
Carbon Tetrachloride	EPA-8260	U	MG/KG	0.010	06/06/2019	DLC
Trichlorofluoromethane	EPA-8260	U	MG/KG	0.010	06/06/2019	DLC
1,1-Dichloroethene	EPA-8260	U	MG/KG	0.010	06/06/2019	DLC
Methylene Chloride	EPA-8260	U	MG/KG	0.020	06/06/2019	DLC
Trans-1,2-Dichloroethene	EPA-8260	U	MG/KG	0.010	06/06/2019	DLC
1,1-Dichloroethane	EPA-8260	U	MG/KG	0.010	06/06/2019	DLC
Cis-1,2-Dichloroethene	EPA-8260	U	MG/KG	0.010	06/06/2019	DLC
2,2-Dichloropropane	EPA-8260	U	MG/KG	0.010	06/06/2019	DLC
Bromochloromethane	EPA-8260	U	MG/KG	0.010	06/06/2019	DLC
Chloroform	EPA-8260	U	MG/KG	0.010	06/06/2019	DLC
1,1,1-Trichloroethane	EPA-8260	U	MG/KG	0.010	06/06/2019	DLC
1,1-Dichloropropene	EPA-8260	U	MG/KG	0.010	06/06/2019	DLC
1,2-Dichloroethane	EPA-8260	U	MG/KG	0.010	06/06/2019	DLC
Trichloroethene	EPA-8260	U	MG/KG	0.010	06/06/2019	DLC
1,2-Dichloropropane	EPA-8260	U	MG/KG	0.010	06/06/2019	DLC
Dibromomethane	EPA-8260	U	MG/KG	0.010	06/06/2019	DLC
Bromodichloromethane	EPA-8260	U	MG/KG	0.010	06/06/2019	DLC
Trans-1,3-Dichloropropene	EPA-8260	U	MG/KG	0.010	06/06/2019	DLC
Toluene	EPA-8260	U	MG/KG	0.010	06/06/2019	DLC
Cis-1,3-Dichloropropene	EPA-8260	U	MG/KG	0.010	06/06/2019	DLC
1,1,2-Trichloroethane	EPA-8260	U	MG/KG	0.010	06/06/2019	DLC
1,3-Dichloropropane	EPA-8260	U	MG/KG	0.010	06/06/2019	DLC
Tetrachloroethylene	EPA-8260	U	MG/KG	0.010	06/06/2019	DLC
Dibromochloromethane	EPA-8260	U	MG/KG	0.010	06/06/2019	DLC
1,2-Dibromoethane	EPA-8260	U	MG/KG	0.0050	06/06/2019	DLC
Chlorobenzene	EPA-8260	U	MG/KG	0.010	06/06/2019	DLC
1,1,1,2-Tetrachloroethane	EPA-8260	U	MG/KG	0.010	06/06/2019	DLC
Bromoform	EPA-8260	U	MG/KG	0.010	06/06/2019	DLC
1,1,2,2-Tetrachloroethane	EPA-8260	U	MG/KG	0.010	06/06/2019	DLC
1,2,3-Trichloropropane	EPA-8260	U	MG/KG	0.010	06/06/2019	DLC
Bromobenzene	EPA-8260	U	MG/KG	0.010	06/06/2019	DLC
2-Chlorotoluene	EPA-8260	U	MG/KG	0.010	06/06/2019	DLC
4-Chlorotoluene	EPA-8260	U	MG/KG	0.010	06/06/2019	DLC
1,3-Dichlorobenzene	EPA-8260	U	MG/KG	0.010	06/06/2019	DLC



CERTIFICATE OF ANALYSIS

CLIENT: Terracon
 21905 - 64th Ave W, Suite 100
 Mountlake Terrace, WA 98043

CLIENT CONTACT: Beau Johnson
 CLIENT PROJECT: 81197255

DATE: 6/7/2019
 ALS SDG#: EV19060026
 WDOE ACCREDITATION: C601

LABORATORY BLANK RESULTS

MB-060619S - Batch 141745 - Soil by EPA-8260

ANALYTE	METHOD	RESULTS	UNITS	REPORTING LIMITS	ANALYSIS DATE	ANALYSIS BY
1,4-Dichlorobenzene	EPA-8260	U	MG/KG	0.010	06/06/2019	DLC
1,2-Dichlorobenzene	EPA-8260	U	MG/KG	0.010	06/06/2019	DLC
1,2-Dibromo 3-Chloropropane	EPA-8260	U	MG/KG	0.050	06/06/2019	DLC
1,2,4-Trichlorobenzene	EPA-8260	U	MG/KG	0.010	06/06/2019	DLC
Hexachlorobutadiene	EPA-8260	U	MG/KG	0.010	06/06/2019	DLC
1,2,3-Trichlorobenzene	EPA-8260	U	MG/KG	0.010	06/06/2019	DLC

U - Analyte analyzed for but not detected at level above reporting limit.

MB-060619W - Batch 141739 - Water by EPA-8260

ANALYTE	METHOD	RESULTS	UNITS	REPORTING LIMITS	ANALYSIS DATE	ANALYSIS BY
Dichlorodifluoromethane	EPA-8260	U	UG/L	2.0	06/06/2019	DLC
Chloromethane	EPA-8260	U	UG/L	2.0	06/06/2019	DLC
Vinyl Chloride	EPA-8260	U	UG/L	0.20	06/06/2019	DLC
Bromomethane	EPA-8260	U	UG/L	2.0	06/06/2019	DLC
Chloroethane	EPA-8260	U	UG/L	2.0	06/06/2019	DLC
Carbon Tetrachloride	EPA-8260	U	UG/L	2.0	06/06/2019	DLC
Trichlorofluoromethane	EPA-8260	U	UG/L	2.0	06/06/2019	DLC
1,1-Dichloroethene	EPA-8260	U	UG/L	2.0	06/06/2019	DLC
Methylene Chloride	EPA-8260	U	UG/L	5.0	06/06/2019	DLC
Trans-1,2-Dichloroethene	EPA-8260	U	UG/L	2.0	06/06/2019	DLC
1,1-Dichloroethane	EPA-8260	U	UG/L	2.0	06/06/2019	DLC
Cis-1,2-Dichloroethene	EPA-8260	U	UG/L	2.0	06/06/2019	DLC
2,2-Dichloropropane	EPA-8260	U	UG/L	2.0	06/06/2019	DLC
Bromochloromethane	EPA-8260	U	UG/L	2.0	06/06/2019	DLC
Chloroform	EPA-8260	U	UG/L	2.0	06/06/2019	DLC
1,1,1-Trichloroethane	EPA-8260	U	UG/L	2.0	06/06/2019	DLC
1,1-Dichloropropene	EPA-8260	U	UG/L	2.0	06/06/2019	DLC
1,2-Dichloroethane	EPA-8260	U	UG/L	2.0	06/06/2019	DLC
Trichloroethene	EPA-8260	U	UG/L	2.0	06/06/2019	DLC
1,2-Dichloropropane	EPA-8260	U	UG/L	2.0	06/06/2019	DLC
Dibromomethane	EPA-8260	U	UG/L	2.0	06/06/2019	DLC
Bromodichloromethane	EPA-8260	U	UG/L	2.0	06/06/2019	DLC
Trans-1,3-Dichloropropene	EPA-8260	U	UG/L	2.0	06/06/2019	DLC
Toluene	EPA-8260	U	UG/L	2.0	06/06/2019	DLC
Cis-1,3-Dichloropropene	EPA-8260	U	UG/L	2.0	06/06/2019	DLC
1,1,2-Trichloroethane	EPA-8260	U	UG/L	2.0	06/06/2019	DLC
1,3-Dichloropropane	EPA-8260	U	UG/L	2.0	06/06/2019	DLC
Tetrachloroethylene	EPA-8260	U	UG/L	2.0	06/06/2019	DLC
Dibromochloromethane	EPA-8260	U	UG/L	2.0	06/06/2019	DLC
1,2-Dibromoethane	EPA-8260	U	UG/L	0.010	06/06/2019	DLC



CERTIFICATE OF ANALYSIS

CLIENT:	Terracon 21905 - 64th Ave W, Suite 100 Mountlake Terrace, WA 98043	DATE:	6/7/2019
CLIENT CONTACT:	Beau Johnson	ALS SDG#:	EV19060026
CLIENT PROJECT:	81197255	WDOE ACCREDITATION:	C601

LABORATORY BLANK RESULTS

MB-060619W - Batch 141739 - Water by EPA-8260

Chlorobenzene	EPA-8260	U	UG/L	2.0	06/06/2019	DLC
1,1,1,2-Tetrachloroethane	EPA-8260	U	UG/L	2.0	06/06/2019	DLC
Bromoform	EPA-8260	U	UG/L	2.0	06/06/2019	DLC
1,1,2,2-Tetrachloroethane	EPA-8260	U	UG/L	2.0	06/06/2019	DLC
1,2,3-Trichloropropane	EPA-8260	U	UG/L	2.0	06/06/2019	DLC
Bromobenzene	EPA-8260	U	UG/L	2.0	06/06/2019	DLC
2-Chlorotoluene	EPA-8260	U	UG/L	2.0	06/06/2019	DLC
4-Chlorotoluene	EPA-8260	U	UG/L	2.0	06/06/2019	DLC
1,3-Dichlorobenzene	EPA-8260	U	UG/L	2.0	06/06/2019	DLC
1,4-Dichlorobenzene	EPA-8260	U	UG/L	2.0	06/06/2019	DLC
1,2-Dichlorobenzene	EPA-8260	U	UG/L	2.0	06/06/2019	DLC
1,2-Dibromo 3-Chloropropane	EPA-8260	U	UG/L	10	06/06/2019	DLC
1,2,4-Trichlorobenzene	EPA-8260	U	UG/L	2.0	06/06/2019	DLC
Hexachlorobutadiene	EPA-8260	U	UG/L	2.0	06/06/2019	DLC
1,2,3-Trichlorobenzene	EPA-8260	U	UG/L	2.0	06/06/2019	DLC

U - Analyte analyzed for but not detected at level above reporting limit.



CERTIFICATE OF ANALYSIS

CLIENT: Terracon
 21905 - 64th Ave W, Suite 100
 Mountlake Terrace, WA 98043

CLIENT CONTACT: Beau Johnson
 CLIENT PROJECT: 81197255

DATE: 6/7/2019
 ALS SDG#: EV19060026
 WDOE ACCREDITATION: C601

LABORATORY CONTROL SAMPLE RESULTS

ALS Test Batch ID: 141745 - Soil by EPA-8260

SPIKED COMPOUND	METHOD	%REC	RPD	QUAL	LIMITS		ANALYSIS DATE	ANALYSIS BY
					MIN	MAX		
Dichlorodifluoromethane - BS	EPA-8260	94.8			50	150	06/06/2019	DLC
Dichlorodifluoromethane - BSD	EPA-8260	99.4	5		50	150	06/06/2019	DLC
Chloromethane - BS	EPA-8260	97.5			50	150	06/06/2019	DLC
Chloromethane - BSD	EPA-8260	101	4		50	150	06/06/2019	DLC
Vinyl Chloride - BS	EPA-8260	92.0			50	150	06/06/2019	DLC
Vinyl Chloride - BSD	EPA-8260	95.9	4		50	150	06/06/2019	DLC
Bromomethane - BS	EPA-8260	106			50	150	06/06/2019	DLC
Bromomethane - BSD	EPA-8260	120	12		50	150	06/06/2019	DLC
Chloroethane - BS	EPA-8260	97.4			50	150	06/06/2019	DLC
Chloroethane - BSD	EPA-8260	102	4		50	150	06/06/2019	DLC
Carbon Tetrachloride - BS	EPA-8260	104			50	150	06/06/2019	DLC
Carbon Tetrachloride - BSD	EPA-8260	107	3		50	150	06/06/2019	DLC
Trichlorofluoromethane - BS	EPA-8260	99.3			50	150	06/06/2019	DLC
Trichlorofluoromethane - BSD	EPA-8260	104	5		50	150	06/06/2019	DLC
1,1-Dichloroethene - BS	EPA-8260	90.9			70	130	06/06/2019	DLC
1,1-Dichloroethene - BSD	EPA-8260	94.9	4		70	130	06/06/2019	DLC
Methylene Chloride - BS	EPA-8260	122			50	150	06/06/2019	DLC
Methylene Chloride - BSD	EPA-8260	126	3		50	150	06/06/2019	DLC
Trans-1,2-Dichloroethene - BS	EPA-8260	99.7			50	150	06/06/2019	DLC
Trans-1,2-Dichloroethene - BSD	EPA-8260	101	1		50	150	06/06/2019	DLC
1,1-Dichloroethane - BS	EPA-8260	96.7			50	150	06/06/2019	DLC
1,1-Dichloroethane - BSD	EPA-8260	99.9	3		50	150	06/06/2019	DLC
Cis-1,2-Dichloroethene - BS	EPA-8260	107			50	150	06/06/2019	DLC
Cis-1,2-Dichloroethene - BSD	EPA-8260	112	5		50	150	06/06/2019	DLC
2,2-Dichloropropane - BS	EPA-8260	101			50	150	06/06/2019	DLC
2,2-Dichloropropane - BSD	EPA-8260	106	5		50	150	06/06/2019	DLC
Bromochloromethane - BS	EPA-8260	96.4			50	150	06/06/2019	DLC
Bromochloromethane - BSD	EPA-8260	101	5		50	150	06/06/2019	DLC
Chloroform - BS	EPA-8260	105			50	150	06/06/2019	DLC
Chloroform - BSD	EPA-8260	110	4		50	150	06/06/2019	DLC
1,1,1-Trichloroethane - BS	EPA-8260	97.1			50	150	06/06/2019	DLC
1,1,1-Trichloroethane - BSD	EPA-8260	100	3		50	150	06/06/2019	DLC
1,1-Dichloropropene - BS	EPA-8260	105			50	150	06/06/2019	DLC
1,1-Dichloropropene - BSD	EPA-8260	108	3		50	150	06/06/2019	DLC
1,2-Dichloroethane - BS	EPA-8260	101			50	150	06/06/2019	DLC
1,2-Dichloroethane - BSD	EPA-8260	103	2		50	150	06/06/2019	DLC
Trichloroethene - BS	EPA-8260	99.5			75	136	06/06/2019	DLC
Trichloroethene - BSD	EPA-8260	101	1		75	136	06/06/2019	DLC
1,2-Dichloropropane - BS	EPA-8260	97.7			50	150	06/06/2019	DLC



CERTIFICATE OF ANALYSIS

CLIENT: Terracon
 21905 - 64th Ave W, Suite 100
 Mountlake Terrace, WA 98043

CLIENT CONTACT: Beau Johnson
 CLIENT PROJECT: 81197255

DATE: 6/7/2019
 ALS SDG#: EV19060026
 WDOE ACCREDITATION: C601

LABORATORY CONTROL SAMPLE RESULTS

SPIKED COMPOUND	METHOD	%REC	RPD	QUAL	LIMITS		ANALYSIS DATE	ANALYSIS BY
					MIN	MAX		
1,2-Dichloropropane - BSD	EPA-8260	99.4	2		50	150	06/06/2019	DLC
Dibromomethane - BS	EPA-8260	102			50	150	06/06/2019	DLC
Dibromomethane - BSD	EPA-8260	105	3		50	150	06/06/2019	DLC
Bromodichloromethane - BS	EPA-8260	101			50	150	06/06/2019	DLC
Bromodichloromethane - BSD	EPA-8260	103	2		50	150	06/06/2019	DLC
Trans-1,3-Dichloropropene - BS	EPA-8260	108			50	150	06/06/2019	DLC
Trans-1,3-Dichloropropene - BSD	EPA-8260	112	4		50	150	06/06/2019	DLC
Toluene - BS	EPA-8260	102			71.6	122.1	06/06/2019	DLC
Toluene - BSD	EPA-8260	104	2		71.6	122.1	06/06/2019	DLC
Cis-1,3-Dichloropropene - BS	EPA-8260	113			50	150	06/06/2019	DLC
Cis-1,3-Dichloropropene - BSD	EPA-8260	114	1		50	150	06/06/2019	DLC
1,1,2-Trichloroethane - BS	EPA-8260	102			50	150	06/06/2019	DLC
1,1,2-Trichloroethane - BSD	EPA-8260	105	3		50	150	06/06/2019	DLC
1,3-Dichloropropane - BS	EPA-8260	95.0			50	150	06/06/2019	DLC
1,3-Dichloropropane - BSD	EPA-8260	98.2	3		50	150	06/06/2019	DLC
Tetrachloroethylene - BS	EPA-8260	86.7			50	150	06/06/2019	DLC
Tetrachloroethylene - BSD	EPA-8260	87.9	1		50	150	06/06/2019	DLC
Dibromochloromethane - BS	EPA-8260	92.7			50	150	06/06/2019	DLC
Dibromochloromethane - BSD	EPA-8260	95.0	2		50	150	06/06/2019	DLC
1,2-Dibromoethane - BS	EPA-8260	102			50	150	06/06/2019	DLC
1,2-Dibromoethane - BSD	EPA-8260	105	3		50	150	06/06/2019	DLC
Chlorobenzene - BS	EPA-8260	95.8			79	128	06/06/2019	DLC
Chlorobenzene - BSD	EPA-8260	100	5		79	128	06/06/2019	DLC
1,1,1,2-Tetrachloroethane - BS	EPA-8260	91.8			50	150	06/06/2019	DLC
1,1,1,2-Tetrachloroethane - BSD	EPA-8260	95.1	4		50	150	06/06/2019	DLC
Bromoform - BS	EPA-8260	101			50	150	06/06/2019	DLC
Bromoform - BSD	EPA-8260	105	4		50	150	06/06/2019	DLC
1,1,2,2-Tetrachloroethane - BS	EPA-8260	105			50	150	06/06/2019	DLC
1,1,2,2-Tetrachloroethane - BSD	EPA-8260	107	3		50	150	06/06/2019	DLC
1,2,3-Trichloropropane - BS	EPA-8260	106			50	150	06/06/2019	DLC
1,2,3-Trichloropropane - BSD	EPA-8260	109	2		50	150	06/06/2019	DLC
Bromobenzene - BS	EPA-8260	101			50	150	06/06/2019	DLC
Bromobenzene - BSD	EPA-8260	103	2		50	150	06/06/2019	DLC
2-Chlorotoluene - BS	EPA-8260	109			50	150	06/06/2019	DLC
2-Chlorotoluene - BSD	EPA-8260	111	1		50	150	06/06/2019	DLC
4-Chlorotoluene - BS	EPA-8260	114			50	150	06/06/2019	DLC
4-Chlorotoluene - BSD	EPA-8260	116	2		50	150	06/06/2019	DLC
1,3-Dichlorobenzene - BS	EPA-8260	101			50	150	06/06/2019	DLC
1,3-Dichlorobenzene - BSD	EPA-8260	103	3		50	150	06/06/2019	DLC
1,4-Dichlorobenzene - BS	EPA-8260	98.0			50	150	06/06/2019	DLC



CERTIFICATE OF ANALYSIS

CLIENT:	Terracon 21905 - 64th Ave W, Suite 100 Mountlake Terrace, WA 98043	DATE:	6/7/2019
CLIENT CONTACT:	Beau Johnson	ALS SDG#:	EV19060026
CLIENT PROJECT:	81197255	WDOE ACCREDITATION:	C601

LABORATORY CONTROL SAMPLE RESULTS

SPIKED COMPOUND	METHOD	%REC	RPD	QUAL	LIMITS		ANALYSIS DATE	ANALYSIS BY
					MIN	MAX		
1,4-Dichlorobenzene - BSD	EPA-8260	101	3		50	150	06/06/2019	DLC
1,2-Dichlorobenzene - BS	EPA-8260	104			50	150	06/06/2019	DLC
1,2-Dichlorobenzene - BSD	EPA-8260	109	4		50	150	06/06/2019	DLC
1,2-Dibromo 3-Chloropropane - BS	EPA-8260	111			50	150	06/06/2019	DLC
1,2-Dibromo 3-Chloropropane - BSD	EPA-8260	113	1		50	150	06/06/2019	DLC
1,2,4-Trichlorobenzene - BS	EPA-8260	108			50	150	06/06/2019	DLC
1,2,4-Trichlorobenzene - BSD	EPA-8260	111	3		50	150	06/06/2019	DLC
Hexachlorobutadiene - BS	EPA-8260	94.4			50	150	06/06/2019	DLC
Hexachlorobutadiene - BSD	EPA-8260	94.7	0		50	150	06/06/2019	DLC
1,2,3-Trichlorobenzene - BS	EPA-8260	108			50	150	06/06/2019	DLC
1,2,3-Trichlorobenzene - BSD	EPA-8260	113	4		50	150	06/06/2019	DLC

ALS Test Batch ID: 141739 - Water by EPA-8260

SPIKED COMPOUND	METHOD	%REC	RPD	QUAL	LIMITS		ANALYSIS DATE	ANALYSIS BY
					MIN	MAX		
Dichlorodifluoromethane - BS	EPA-8260	105			50	150	06/06/2019	DLC
Dichlorodifluoromethane - BSD	EPA-8260	103	3		50	150	06/06/2019	DLC
Chloromethane - BS	EPA-8260	107			50	150	06/06/2019	DLC
Chloromethane - BSD	EPA-8260	102	4		50	150	06/06/2019	DLC
Vinyl Chloride - BS	EPA-8260	101			50	150	06/06/2019	DLC
Vinyl Chloride - BSD	EPA-8260	98.1	3		50	150	06/06/2019	DLC
Bromomethane - BS	EPA-8260	114			50	150	06/06/2019	DLC
Bromomethane - BSD	EPA-8260	106	8		50	150	06/06/2019	DLC
Chloroethane - BS	EPA-8260	101			50	150	06/06/2019	DLC
Chloroethane - BSD	EPA-8260	103	2		50	150	06/06/2019	DLC
Carbon Tetrachloride - BS	EPA-8260	110			50	150	06/06/2019	DLC
Carbon Tetrachloride - BSD	EPA-8260	108	2		50	150	06/06/2019	DLC
Trichlorofluoromethane - BS	EPA-8260	111			50	150	06/06/2019	DLC
Trichlorofluoromethane - BSD	EPA-8260	105	5		50	150	06/06/2019	DLC
1,1-Dichloroethene - BS	EPA-8260	97.7			72.5	136	06/06/2019	DLC
1,1-Dichloroethene - BSD	EPA-8260	96.3	1		72.5	136	06/06/2019	DLC
Methylene Chloride - BS	EPA-8260	103			50	150	06/06/2019	DLC
Methylene Chloride - BSD	EPA-8260	102	1		50	150	06/06/2019	DLC
Trans-1,2-Dichloroethene - BS	EPA-8260	104			50	150	06/06/2019	DLC
Trans-1,2-Dichloroethene - BSD	EPA-8260	102	2		50	150	06/06/2019	DLC
1,1-Dichloroethane - BS	EPA-8260	101			50	150	06/06/2019	DLC
1,1-Dichloroethane - BSD	EPA-8260	98.4	3		50	150	06/06/2019	DLC
Cis-1,2-Dichloroethene - BS	EPA-8260	111			50	150	06/06/2019	DLC
Cis-1,2-Dichloroethene - BSD	EPA-8260	109	2		50	150	06/06/2019	DLC
2,2-Dichloropropane - BS	EPA-8260	113			50	150	06/06/2019	DLC



CERTIFICATE OF ANALYSIS

CLIENT: Terracon
 21905 - 64th Ave W, Suite 100
 Mountlake Terrace, WA 98043

CLIENT CONTACT: Beau Johnson
 CLIENT PROJECT: 81197255

DATE: 6/7/2019
 ALS SDG#: EV19060026
 WDOE ACCREDITATION: C601

LABORATORY CONTROL SAMPLE RESULTS

SPIKED COMPOUND	METHOD	%REC	RPD	QUAL	LIMITS		ANALYSIS DATE	ANALYSIS BY
					MIN	MAX		
2,2-Dichloropropane - BSD	EPA-8260	112	1		50	150	06/06/2019	DLC
Bromochloromethane - BS	EPA-8260	99.2			50	150	06/06/2019	DLC
Bromochloromethane - BSD	EPA-8260	99.6	0		50	150	06/06/2019	DLC
Chloroform - BS	EPA-8260	111			50	150	06/06/2019	DLC
Chloroform - BSD	EPA-8260	111	0		50	150	06/06/2019	DLC
1,1,1-Trichloroethane - BS	EPA-8260	103			50	150	06/06/2019	DLC
1,1,1-Trichloroethane - BSD	EPA-8260	101	2		50	150	06/06/2019	DLC
1,1-Dichloropropene - BS	EPA-8260	111			50	150	06/06/2019	DLC
1,1-Dichloropropene - BSD	EPA-8260	108	3		50	150	06/06/2019	DLC
1,2-Dichloroethane - BS	EPA-8260	103			50	150	06/06/2019	DLC
1,2-Dichloroethane - BSD	EPA-8260	103	1		50	150	06/06/2019	DLC
Trichloroethene - BS	EPA-8260	104			74.4	141	06/06/2019	DLC
Trichloroethene - BSD	EPA-8260	103	1		74.4	141	06/06/2019	DLC
1,2-Dichloropropane - BS	EPA-8260	99.4			50	150	06/06/2019	DLC
1,2-Dichloropropane - BSD	EPA-8260	99.6	0		50	150	06/06/2019	DLC
Dibromomethane - BS	EPA-8260	98.9			50	150	06/06/2019	DLC
Dibromomethane - BSD	EPA-8260	103	4		50	150	06/06/2019	DLC
Bromodichloromethane - BS	EPA-8260	103			50	150	06/06/2019	DLC
Bromodichloromethane - BSD	EPA-8260	103	0		50	150	06/06/2019	DLC
Trans-1,3-Dichloropropene - BS	EPA-8260	111			50	150	06/06/2019	DLC
Trans-1,3-Dichloropropene - BSD	EPA-8260	115	3		50	150	06/06/2019	DLC
Toluene - BS	EPA-8260	105			71.7	139	06/06/2019	DLC
Toluene - BSD	EPA-8260	105	0		71.7	139	06/06/2019	DLC
Cis-1,3-Dichloropropene - BS	EPA-8260	116			50	150	06/06/2019	DLC
Cis-1,3-Dichloropropene - BSD	EPA-8260	117	1		50	150	06/06/2019	DLC
1,1,2-Trichloroethane - BS	EPA-8260	105			50	150	06/06/2019	DLC
1,1,2-Trichloroethane - BSD	EPA-8260	106	0		50	150	06/06/2019	DLC
1,3-Dichloropropane - BS	EPA-8260	98.9			50	150	06/06/2019	DLC
1,3-Dichloropropane - BSD	EPA-8260	98.0	1		50	150	06/06/2019	DLC
Tetrachloroethylene - BS	EPA-8260	95.0			50	150	06/06/2019	DLC
Tetrachloroethylene - BSD	EPA-8260	96.2	1		50	150	06/06/2019	DLC
Dibromochloromethane - BS	EPA-8260	96.3			50	150	06/06/2019	DLC
Dibromochloromethane - BSD	EPA-8260	95.7	1		50	150	06/06/2019	DLC
1,2-Dibromoethane - BS	EPA-8260	106			50	150	06/06/2019	DLC
1,2-Dibromoethane - BSD	EPA-8260	105	1		50	150	06/06/2019	DLC
Chlorobenzene - BS	EPA-8260	102			73	131	06/06/2019	DLC
Chlorobenzene - BSD	EPA-8260	99.6	3		73	131	06/06/2019	DLC
1,1,1,2-Tetrachloroethane - BS	EPA-8260	97.1			50	150	06/06/2019	DLC
1,1,1,2-Tetrachloroethane - BSD	EPA-8260	94.5	3		50	150	06/06/2019	DLC
Bromoform - BS	EPA-8260	103			50	150	06/06/2019	DLC



CERTIFICATE OF ANALYSIS

CLIENT: Terracon
 21905 - 64th Ave W, Suite 100
 Mountlake Terrace, WA 98043

CLIENT CONTACT: Beau Johnson
 CLIENT PROJECT: 81197255


DATE: 6/7/2019
 ALS SDG#: EV19060026
 WDOE ACCREDITATION: C601

LABORATORY CONTROL SAMPLE RESULTS

SPIKED COMPOUND	METHOD	%REC	RPD	QUAL	LIMITS		ANALYSIS DATE	ANALYSIS BY
					MIN	MAX		
Bromoform - BSD	EPA-8260	105	2		50	150	06/06/2019	DLC
1,1,2,2-Tetrachloroethane - BS	EPA-8260	104			50	150	06/06/2019	DLC
1,1,2,2-Tetrachloroethane - BSD	EPA-8260	108	4		50	150	06/06/2019	DLC
1,2,3-Trichloropropane - BS	EPA-8260	106			50	150	06/06/2019	DLC
1,2,3-Trichloropropane - BSD	EPA-8260	108	2		50	150	06/06/2019	DLC
Bromobenzene - BS	EPA-8260	106			50	150	06/06/2019	DLC
Bromobenzene - BSD	EPA-8260	105	0		50	150	06/06/2019	DLC
2-Chlorotoluene - BS	EPA-8260	113			50	150	06/06/2019	DLC
2-Chlorotoluene - BSD	EPA-8260	112	0		50	150	06/06/2019	DLC
4-Chlorotoluene - BS	EPA-8260	117			50	150	06/06/2019	DLC
4-Chlorotoluene - BSD	EPA-8260	117	0		50	150	06/06/2019	DLC
1,3-Dichlorobenzene - BS	EPA-8260	104			50	150	06/06/2019	DLC
1,3-Dichlorobenzene - BSD	EPA-8260	105	1		50	150	06/06/2019	DLC
1,4-Dichlorobenzene - BS	EPA-8260	103			50	150	06/06/2019	DLC
1,4-Dichlorobenzene - BSD	EPA-8260	102	1		50	150	06/06/2019	DLC
1,2-Dichlorobenzene - BS	EPA-8260	108			50	150	06/06/2019	DLC
1,2-Dichlorobenzene - BSD	EPA-8260	109	1		50	150	06/06/2019	DLC
1,2-Dibromo 3-Chloropropane - BS	EPA-8260	109			50	150	06/06/2019	DLC
1,2-Dibromo 3-Chloropropane - BSD	EPA-8260	114	4		50	150	06/06/2019	DLC
1,2,4-Trichlorobenzene - BS	EPA-8260	112			50	150	06/06/2019	DLC
1,2,4-Trichlorobenzene - BSD	EPA-8260	115	3		50	150	06/06/2019	DLC
Hexachlorobutadiene - BS	EPA-8260	98.3			50	150	06/06/2019	DLC
Hexachlorobutadiene - BSD	EPA-8260	97.4	1		50	150	06/06/2019	DLC
1,2,3-Trichlorobenzene - BS	EPA-8260	112			50	150	06/06/2019	DLC
1,2,3-Trichlorobenzene - BSD	EPA-8260	115	3		50	150	06/06/2019	DLC

APPROVED BY

Laboratory Director



ALS Environmental
 8620 Holly Drive, Suite 100
 Everett, WA 98208
 Phone (425) 356-2600
 Fax (425) 356-2626
 http://www.alsglobal.com

Chain Of Custody/ Laboratory Analysis Request

ALS Job# (Laboratory Use Only)

EVI9060026

Date 6/5/19 Page 1 Of 1

PROJECT ID:	ANALYSIS REQUESTED				OTHER (Specify)																				
	REPORT TO COMPANY:	PROJECT MANAGER:	ADDRESS:	PHONE:	MTBE by EPA 8021	BTEX by EPA 8021	MTBE by EPA 8260	Helogenated Volatiles by EPA 8260	Volatile Organic Compounds by EPA 8260	EDB / EDC by EPA 8260 (water)	EDB / EDC by EPA 8260 (soil)	Semivolatile Organic Compounds by EPA 8270	Polycyclic Aromatic Hydrocarbons (PAH) by EPA 8270 SIM	PCB by EPA 8082	Metals-MTCA-5	Metals-Other (Specify)	TCLP-Metals	Metals Other (Specify)	VOA	Semi-Vol	Pest	Herbs	NUMBER OF CONTAINERS	RECEIVED IN GOOD CONDITION?	
PROJECT MANAGER:	ADDRESS:	ATTENTION:	ADDRESS:	INVOICE TO COMPANY:	ATTENTION:	ADDRESS:	ATTENTION:	ATTENTION:	ATTENTION:	ATTENTION:	ATTENTION:	ATTENTION:	ATTENTION:	ATTENTION:	ATTENTION:	ATTENTION:	ATTENTION:	ATTENTION:	ATTENTION:	ATTENTION:	ATTENTION:	ATTENTION:	ATTENTION:	ATTENTION:	ATTENTION:
81197255	Terracon	Beau Johnson	21905 64th Ave W Ste 100	(425) 771-3304	lauren.thompson@terracon.com	cc: lauren.thompson																			

SPECIAL INSTRUCTIONS: ⊗ Added 6/5/19 per Lauren on 2 day TAT

SIGNATURES (Name, Company, Date, Time):
 1. Relinquished By: Lauren Thompson Terracon 6/5/19 1545
 Received By: [Signature] ALS 6/5/19 15:45
 2. Relinquished By: _____
 Received By: _____

TURNAROUND REQUESTED in Business Days*
 Organic, Metals & Inorganic Analysis: 10 5 3 2 1 (SAME DAY)
 Fuels & Hydrocarbon Analysis: 5 3 1 (SAME DAY)

OTHER: Specify: Results by Friday please

*Turnaround request less than standard may incur Rush Charges



May 3, 2019

Mr. Beau Johnson
Terracon
21905 - 64th Ave W, Suite 100
Mountlake Terrace, WA 98043

Dear Mr. Johnson,

On April 29th, 8 samples were received by our laboratory and assigned our laboratory project number EV19040198. The project was identified as your 81197152. The sample identification and requested analyses are outlined on the attached chain of custody record.

No abnormalities or nonconformances were observed during the analyses of the project samples.

Please do not hesitate to call me if you have any questions or if I can be of further assistance.

Sincerely,

ALS Laboratory Group

Rick Bagan
Laboratory Director



CERTIFICATE OF ANALYSIS

CLIENT: Terracon
 21905 - 64th Ave W, Suite 100
 Mountlake Terrace, WA 98043

CLIENT CONTACT: Beau Johnson
 CLIENT PROJECT: 81197152
 CLIENT SAMPLE ID: MW4-6

DATE: 5/3/2019
 ALS JOB#: EV19040198
 ALS SAMPLE#: EV19040198-01
 DATE RECEIVED: 04/29/2019
 COLLECTION DATE: 4/26/2019 10:50:00 AM
 WDOE ACCREDITATION: C601

SAMPLE DATA RESULTS

ANALYTE	METHOD	RESULTS	REPORTING LIMITS	DILUTION FACTOR	UNITS	ANALYSIS	ANALYSIS
						DATE	BY
Dichlorodifluoromethane	EPA-8260	U	0.010	1	MG/KG	05/02/2019	DLC
Chloromethane	EPA-8260	U	0.010	1	MG/KG	05/02/2019	DLC
Vinyl Chloride	EPA-8260	U	0.010	1	MG/KG	05/02/2019	DLC
Bromomethane	EPA-8260	U	0.010	1	MG/KG	05/02/2019	DLC
Chloroethane	EPA-8260	U	0.010	1	MG/KG	05/02/2019	DLC
Carbon Tetrachloride	EPA-8260	U	0.010	1	MG/KG	05/02/2019	DLC
Trichlorofluoromethane	EPA-8260	U	0.010	1	MG/KG	05/02/2019	DLC
1,1-Dichloroethene	EPA-8260	U	0.010	1	MG/KG	05/02/2019	DLC
Methylene Chloride	EPA-8260	U	0.020	1	MG/KG	05/02/2019	DLC
Trans-1,2-Dichloroethene	EPA-8260	U	0.010	1	MG/KG	05/02/2019	DLC
1,1-Dichloroethane	EPA-8260	U	0.010	1	MG/KG	05/02/2019	DLC
Cis-1,2-Dichloroethene	EPA-8260	U	0.010	1	MG/KG	05/02/2019	DLC
2,2-Dichloropropane	EPA-8260	U	0.010	1	MG/KG	05/02/2019	DLC
Bromochloromethane	EPA-8260	U	0.010	1	MG/KG	05/02/2019	DLC
Chloroform	EPA-8260	U	0.010	1	MG/KG	05/02/2019	DLC
1,1,1-Trichloroethane	EPA-8260	U	0.010	1	MG/KG	05/02/2019	DLC
1,1-Dichloropropene	EPA-8260	U	0.010	1	MG/KG	05/02/2019	DLC
1,2-Dichloroethane	EPA-8260	U	0.010	1	MG/KG	05/02/2019	DLC
Trichloroethene	EPA-8260	U	0.010	1	MG/KG	05/02/2019	DLC
1,2-Dichloropropane	EPA-8260	U	0.010	1	MG/KG	05/02/2019	DLC
Dibromomethane	EPA-8260	U	0.010	1	MG/KG	05/02/2019	DLC
Bromodichloromethane	EPA-8260	U	0.010	1	MG/KG	05/02/2019	DLC
Trans-1,3-Dichloropropene	EPA-8260	U	0.010	1	MG/KG	05/02/2019	DLC
Cis-1,3-Dichloropropene	EPA-8260	U	0.010	1	MG/KG	05/02/2019	DLC
1,1,2-Trichloroethane	EPA-8260	U	0.010	1	MG/KG	05/02/2019	DLC
1,3-Dichloropropane	EPA-8260	U	0.010	1	MG/KG	05/02/2019	DLC
Tetrachloroethylene	EPA-8260	U	0.010	1	MG/KG	05/02/2019	DLC
Dibromochloromethane	EPA-8260	U	0.010	1	MG/KG	05/02/2019	DLC
1,2-Dibromoethane	EPA-8260	U	0.0050	1	MG/KG	05/02/2019	DLC
Chlorobenzene	EPA-8260	U	0.010	1	MG/KG	05/02/2019	DLC
1,1,1,2-Tetrachloroethane	EPA-8260	U	0.010	1	MG/KG	05/02/2019	DLC
Bromoform	EPA-8260	U	0.010	1	MG/KG	05/02/2019	DLC
1,1,2,2-Tetrachloroethane	EPA-8260	U	0.010	1	MG/KG	05/02/2019	DLC
1,2,3-Trichloropropane	EPA-8260	U	0.010	1	MG/KG	05/02/2019	DLC
Bromobenzene	EPA-8260	U	0.010	1	MG/KG	05/02/2019	DLC
2-Chlorotoluene	EPA-8260	U	0.010	1	MG/KG	05/02/2019	DLC
4-Chlorotoluene	EPA-8260	U	0.010	1	MG/KG	05/02/2019	DLC
1,3-Dichlorobenzene	EPA-8260	U	0.010	1	MG/KG	05/02/2019	DLC

CERTIFICATE OF ANALYSIS

CLIENT:	Terracon 21905 - 64th Ave W, Suite 100 Mountlake Terrace, WA 98043	DATE:	5/3/2019
CLIENT CONTACT:	Beau Johnson	ALS JOB#:	EV19040198
CLIENT PROJECT:	81197152	ALS SAMPLE#:	EV19040198-01
CLIENT SAMPLE ID	MW4-6	DATE RECEIVED:	04/29/2019
		COLLECTION DATE:	4/26/2019 10:50:00 AM
		WDOE ACCREDITATION:	C601

SAMPLE DATA RESULTS

ANALYTE	METHOD	RESULTS	REPORTING LIMITS	DILUTION FACTOR	UNITS	ANALYSIS DATE	ANALYSIS BY
1,4-Dichlorobenzene	EPA-8260	U	0.010	1	MG/KG	05/02/2019	DLC
1,2-Dichlorobenzene	EPA-8260	U	0.010	1	MG/KG	05/02/2019	DLC
1,2-Dibromo 3-Chloropropane	EPA-8260	U	0.050	1	MG/KG	05/02/2019	DLC
1,2,4-Trichlorobenzene	EPA-8260	U	0.010	1	MG/KG	05/02/2019	DLC
Hexachlorobutadiene	EPA-8260	U	0.010	1	MG/KG	05/02/2019	DLC
1,2,3-Trichlorobenzene	EPA-8260	U	0.010	1	MG/KG	05/02/2019	DLC

SURROGATE	METHOD	%REC	ANALYSIS DATE	ANALYSIS BY
1,2-Dichloroethane-d4	EPA-8260	95.1	05/02/2019	DLC
4-Bromofluorobenzene	EPA-8260	92.4	05/02/2019	DLC

U - Analyte analyzed for but not detected at level above reporting limit.



CERTIFICATE OF ANALYSIS

CLIENT:	Terracon 21905 - 64th Ave W, Suite 100 Mountlake Terrace, WA 98043	DATE:	5/3/2019
CLIENT CONTACT:	Beau Johnson	ALS JOB#:	EV19040198
CLIENT PROJECT:	81197152	ALS SAMPLE#:	EV19040198-03
CLIENT SAMPLE ID	MW5-6.5	DATE RECEIVED:	04/29/2019
		COLLECTION DATE:	4/26/2019 9:05:00 AM
		WDOE ACCREDITATION:	C601

SAMPLE DATA RESULTS

ANALYTE	METHOD	RESULTS	REPORTING LIMITS	DILUTION FACTOR	UNITS	ANALYSIS	ANALYSIS
						DATE	BY
Dichlorodifluoromethane	EPA-8260	U	0.010	1	MG/KG	05/02/2019	DLC
Chloromethane	EPA-8260	U	0.010	1	MG/KG	05/02/2019	DLC
Vinyl Chloride	EPA-8260	U	0.010	1	MG/KG	05/02/2019	DLC
Bromomethane	EPA-8260	U	0.010	1	MG/KG	05/02/2019	DLC
Chloroethane	EPA-8260	U	0.010	1	MG/KG	05/02/2019	DLC
Carbon Tetrachloride	EPA-8260	U	0.010	1	MG/KG	05/02/2019	DLC
Trichlorofluoromethane	EPA-8260	U	0.010	1	MG/KG	05/02/2019	DLC
1,1-Dichloroethene	EPA-8260	U	0.010	1	MG/KG	05/02/2019	DLC
Methylene Chloride	EPA-8260	U	0.020	1	MG/KG	05/02/2019	DLC
Trans-1,2-Dichloroethene	EPA-8260	U	0.010	1	MG/KG	05/02/2019	DLC
1,1-Dichloroethane	EPA-8260	U	0.010	1	MG/KG	05/02/2019	DLC
Cis-1,2-Dichloroethene	EPA-8260	U	0.010	1	MG/KG	05/02/2019	DLC
2,2-Dichloropropane	EPA-8260	U	0.010	1	MG/KG	05/02/2019	DLC
Bromochloromethane	EPA-8260	U	0.010	1	MG/KG	05/02/2019	DLC
Chloroform	EPA-8260	U	0.010	1	MG/KG	05/02/2019	DLC
1,1,1-Trichloroethane	EPA-8260	U	0.010	1	MG/KG	05/02/2019	DLC
1,1-Dichloropropene	EPA-8260	U	0.010	1	MG/KG	05/02/2019	DLC
1,2-Dichloroethane	EPA-8260	U	0.010	1	MG/KG	05/02/2019	DLC
Trichloroethene	EPA-8260	U	0.010	1	MG/KG	05/02/2019	DLC
1,2-Dichloropropane	EPA-8260	U	0.010	1	MG/KG	05/02/2019	DLC
Dibromomethane	EPA-8260	U	0.010	1	MG/KG	05/02/2019	DLC
Bromodichloromethane	EPA-8260	U	0.010	1	MG/KG	05/02/2019	DLC
Trans-1,3-Dichloropropene	EPA-8260	U	0.010	1	MG/KG	05/02/2019	DLC
Cis-1,3-Dichloropropene	EPA-8260	U	0.010	1	MG/KG	05/02/2019	DLC
1,1,2-Trichloroethane	EPA-8260	U	0.010	1	MG/KG	05/02/2019	DLC
1,3-Dichloropropane	EPA-8260	U	0.010	1	MG/KG	05/02/2019	DLC
Tetrachloroethylene	EPA-8260	U	0.010	1	MG/KG	05/02/2019	DLC
Dibromochloromethane	EPA-8260	U	0.010	1	MG/KG	05/02/2019	DLC
1,2-Dibromoethane	EPA-8260	U	0.0050	1	MG/KG	05/02/2019	DLC
Chlorobenzene	EPA-8260	U	0.010	1	MG/KG	05/02/2019	DLC
1,1,1,2-Tetrachloroethane	EPA-8260	U	0.010	1	MG/KG	05/02/2019	DLC
Bromoform	EPA-8260	U	0.010	1	MG/KG	05/02/2019	DLC
1,1,2,2-Tetrachloroethane	EPA-8260	U	0.010	1	MG/KG	05/02/2019	DLC
1,2,3-Trichloropropane	EPA-8260	U	0.010	1	MG/KG	05/02/2019	DLC
Bromobenzene	EPA-8260	U	0.010	1	MG/KG	05/02/2019	DLC
2-Chlorotoluene	EPA-8260	U	0.010	1	MG/KG	05/02/2019	DLC
4-Chlorotoluene	EPA-8260	U	0.010	1	MG/KG	05/02/2019	DLC
1,3-Dichlorobenzene	EPA-8260	U	0.010	1	MG/KG	05/02/2019	DLC
1,4-Dichlorobenzene	EPA-8260	U	0.010	1	MG/KG	05/02/2019	DLC

CERTIFICATE OF ANALYSIS

CLIENT:	Terracon 21905 - 64th Ave W, Suite 100 Mountlake Terrace, WA 98043	DATE:	5/3/2019
CLIENT CONTACT:	Beau Johnson	ALS JOB#:	EV19040198
CLIENT PROJECT:	81197152	ALS SAMPLE#:	EV19040198-03
CLIENT SAMPLE ID	MW5-6.5	DATE RECEIVED:	04/29/2019
		COLLECTION DATE:	4/26/2019 9:05:00 AM
		WDOE ACCREDITATION:	C601

SAMPLE DATA RESULTS

ANALYTE	METHOD	RESULTS	REPORTING LIMITS	DILUTION FACTOR	UNITS	ANALYSIS DATE	ANALYSIS BY
1,2-Dichlorobenzene	EPA-8260	U	0.010	1	MG/KG	05/02/2019	DLC
1,2-Dibromo 3-Chloropropane	EPA-8260	U	0.050	1	MG/KG	05/02/2019	DLC
1,2,4-Trichlorobenzene	EPA-8260	U	0.010	1	MG/KG	05/02/2019	DLC
Hexachlorobutadiene	EPA-8260	U	0.010	1	MG/KG	05/02/2019	DLC
1,2,3-Trichlorobenzene	EPA-8260	U	0.010	1	MG/KG	05/02/2019	DLC

SURROGATE	METHOD	%REC	ANALYSIS DATE	ANALYSIS BY
1,2-Dichloroethane-d4	EPA-8260	95.6	05/02/2019	DLC
4-Bromofluorobenzene	EPA-8260	95.9	05/02/2019	DLC

U - Analyte analyzed for but not detected at level above reporting limit.



CERTIFICATE OF ANALYSIS

CLIENT:	Terracon 21905 - 64th Ave W, Suite 100 Mountlake Terrace, WA 98043	DATE:	5/3/2019
CLIENT CONTACT:	Beau Johnson	ALS JOB#:	EV19040198
CLIENT PROJECT:	81197152	ALS SAMPLE#:	EV19040198-05
CLIENT SAMPLE ID	MW6-6	DATE RECEIVED:	04/29/2019
		COLLECTION DATE:	4/25/2019 9:05:00 AM
		WDOE ACCREDITATION:	C601

SAMPLE DATA RESULTS

ANALYTE	METHOD	RESULTS	REPORTING LIMITS	DILUTION FACTOR	UNITS	ANALYSIS	ANALYSIS
						DATE	BY
Dichlorodifluoromethane	EPA-8260	U	0.010	1	MG/KG	05/02/2019	DLC
Chloromethane	EPA-8260	U	0.010	1	MG/KG	05/02/2019	DLC
Vinyl Chloride	EPA-8260	U	0.010	1	MG/KG	05/02/2019	DLC
Bromomethane	EPA-8260	U	0.010	1	MG/KG	05/02/2019	DLC
Chloroethane	EPA-8260	U	0.010	1	MG/KG	05/02/2019	DLC
Carbon Tetrachloride	EPA-8260	U	0.010	1	MG/KG	05/02/2019	DLC
Trichlorofluoromethane	EPA-8260	U	0.010	1	MG/KG	05/02/2019	DLC
1,1-Dichloroethene	EPA-8260	U	0.010	1	MG/KG	05/02/2019	DLC
Methylene Chloride	EPA-8260	U	0.020	1	MG/KG	05/02/2019	DLC
Trans-1,2-Dichloroethene	EPA-8260	U	0.010	1	MG/KG	05/02/2019	DLC
1,1-Dichloroethane	EPA-8260	U	0.010	1	MG/KG	05/02/2019	DLC
Cis-1,2-Dichloroethene	EPA-8260	U	0.010	1	MG/KG	05/02/2019	DLC
2,2-Dichloropropane	EPA-8260	U	0.010	1	MG/KG	05/02/2019	DLC
Bromochloromethane	EPA-8260	U	0.010	1	MG/KG	05/02/2019	DLC
Chloroform	EPA-8260	U	0.010	1	MG/KG	05/02/2019	DLC
1,1,1-Trichloroethane	EPA-8260	U	0.010	1	MG/KG	05/02/2019	DLC
1,1-Dichloropropene	EPA-8260	U	0.010	1	MG/KG	05/02/2019	DLC
1,2-Dichloroethane	EPA-8260	U	0.010	1	MG/KG	05/02/2019	DLC
Trichloroethene	EPA-8260	U	0.010	1	MG/KG	05/02/2019	DLC
1,2-Dichloropropane	EPA-8260	U	0.010	1	MG/KG	05/02/2019	DLC
Dibromomethane	EPA-8260	U	0.010	1	MG/KG	05/02/2019	DLC
Bromodichloromethane	EPA-8260	U	0.010	1	MG/KG	05/02/2019	DLC
Trans-1,3-Dichloropropene	EPA-8260	U	0.010	1	MG/KG	05/02/2019	DLC
Cis-1,3-Dichloropropene	EPA-8260	U	0.010	1	MG/KG	05/02/2019	DLC
1,1,2-Trichloroethane	EPA-8260	U	0.010	1	MG/KG	05/02/2019	DLC
1,3-Dichloropropane	EPA-8260	U	0.010	1	MG/KG	05/02/2019	DLC
Tetrachloroethylene	EPA-8260	U	0.010	1	MG/KG	05/02/2019	DLC
Dibromochloromethane	EPA-8260	U	0.010	1	MG/KG	05/02/2019	DLC
1,2-Dibromoethane	EPA-8260	U	0.0050	1	MG/KG	05/02/2019	DLC
Chlorobenzene	EPA-8260	U	0.010	1	MG/KG	05/02/2019	DLC
1,1,1,2-Tetrachloroethane	EPA-8260	U	0.010	1	MG/KG	05/02/2019	DLC
Bromoform	EPA-8260	U	0.010	1	MG/KG	05/02/2019	DLC
1,1,2,2-Tetrachloroethane	EPA-8260	U	0.010	1	MG/KG	05/02/2019	DLC
1,2,3-Trichloropropane	EPA-8260	U	0.010	1	MG/KG	05/02/2019	DLC
Bromobenzene	EPA-8260	U	0.010	1	MG/KG	05/02/2019	DLC
2-Chlorotoluene	EPA-8260	U	0.010	1	MG/KG	05/02/2019	DLC
4-Chlorotoluene	EPA-8260	U	0.010	1	MG/KG	05/02/2019	DLC
1,3-Dichlorobenzene	EPA-8260	U	0.010	1	MG/KG	05/02/2019	DLC
1,4-Dichlorobenzene	EPA-8260	U	0.010	1	MG/KG	05/02/2019	DLC

CERTIFICATE OF ANALYSIS

CLIENT:	Terracon 21905 - 64th Ave W, Suite 100 Mountlake Terrace, WA 98043	DATE:	5/3/2019
CLIENT CONTACT:	Beau Johnson	ALS JOB#:	EV19040198
CLIENT PROJECT:	81197152	ALS SAMPLE#:	EV19040198-05
CLIENT SAMPLE ID	MW6-6	DATE RECEIVED:	04/29/2019
		COLLECTION DATE:	4/25/2019 9:05:00 AM
		WDOE ACCREDITATION:	C601

SAMPLE DATA RESULTS

ANALYTE	METHOD	RESULTS	REPORTING LIMITS	DILUTION FACTOR	UNITS	ANALYSIS DATE	ANALYSIS BY
1,2-Dichlorobenzene	EPA-8260	U	0.010	1	MG/KG	05/02/2019	DLC
1,2-Dibromo 3-Chloropropane	EPA-8260	U	0.050	1	MG/KG	05/02/2019	DLC
1,2,4-Trichlorobenzene	EPA-8260	U	0.010	1	MG/KG	05/02/2019	DLC
Hexachlorobutadiene	EPA-8260	U	0.010	1	MG/KG	05/02/2019	DLC
1,2,3-Trichlorobenzene	EPA-8260	U	0.010	1	MG/KG	05/02/2019	DLC

SURROGATE	METHOD	%REC	ANALYSIS DATE	ANALYSIS BY
1,2-Dichloroethane-d4	EPA-8260	96.5	05/02/2019	DLC
4-Bromofluorobenzene	EPA-8260	91.9	05/02/2019	DLC

U - Analyte analyzed for but not detected at level above reporting limit.



CERTIFICATE OF ANALYSIS

CLIENT:	Terracon 21905 - 64th Ave W, Suite 100 Mountlake Terrace, WA 98043	DATE:	5/3/2019
CLIENT CONTACT:	Beau Johnson	ALS JOB#:	EV19040198
CLIENT PROJECT:	81197152	ALS SAMPLE#:	EV19040198-07
CLIENT SAMPLE ID	MW7-12	DATE RECEIVED:	04/29/2019
		COLLECTION DATE:	4/25/2019 11:05:00 AM
		WDOE ACCREDITATION:	C601

SAMPLE DATA RESULTS

ANALYTE	METHOD	RESULTS	REPORTING LIMITS	DILUTION FACTOR	UNITS	ANALYSIS	ANALYSIS
						DATE	BY
Dichlorodifluoromethane	EPA-8260	U	0.010	1	MG/KG	05/02/2019	DLC
Chloromethane	EPA-8260	U	0.010	1	MG/KG	05/02/2019	DLC
Vinyl Chloride	EPA-8260	U	0.010	1	MG/KG	05/02/2019	DLC
Bromomethane	EPA-8260	U	0.010	1	MG/KG	05/02/2019	DLC
Chloroethane	EPA-8260	U	0.010	1	MG/KG	05/02/2019	DLC
Carbon Tetrachloride	EPA-8260	U	0.010	1	MG/KG	05/02/2019	DLC
Trichlorofluoromethane	EPA-8260	U	0.010	1	MG/KG	05/02/2019	DLC
1,1-Dichloroethene	EPA-8260	U	0.010	1	MG/KG	05/02/2019	DLC
Methylene Chloride	EPA-8260	U	0.020	1	MG/KG	05/02/2019	DLC
Trans-1,2-Dichloroethene	EPA-8260	U	0.010	1	MG/KG	05/02/2019	DLC
1,1-Dichloroethane	EPA-8260	U	0.010	1	MG/KG	05/02/2019	DLC
Cis-1,2-Dichloroethene	EPA-8260	U	0.010	1	MG/KG	05/02/2019	DLC
2,2-Dichloropropane	EPA-8260	U	0.010	1	MG/KG	05/02/2019	DLC
Bromochloromethane	EPA-8260	U	0.010	1	MG/KG	05/02/2019	DLC
Chloroform	EPA-8260	U	0.010	1	MG/KG	05/02/2019	DLC
1,1,1-Trichloroethane	EPA-8260	U	0.010	1	MG/KG	05/02/2019	DLC
1,1-Dichloropropene	EPA-8260	U	0.010	1	MG/KG	05/02/2019	DLC
1,2-Dichloroethane	EPA-8260	U	0.010	1	MG/KG	05/02/2019	DLC
Trichloroethene	EPA-8260	U	0.010	1	MG/KG	05/02/2019	DLC
1,2-Dichloropropane	EPA-8260	U	0.010	1	MG/KG	05/02/2019	DLC
Dibromomethane	EPA-8260	U	0.010	1	MG/KG	05/02/2019	DLC
Bromodichloromethane	EPA-8260	U	0.010	1	MG/KG	05/02/2019	DLC
Trans-1,3-Dichloropropene	EPA-8260	U	0.010	1	MG/KG	05/02/2019	DLC
Cis-1,3-Dichloropropene	EPA-8260	U	0.010	1	MG/KG	05/02/2019	DLC
1,1,2-Trichloroethane	EPA-8260	U	0.010	1	MG/KG	05/02/2019	DLC
1,3-Dichloropropane	EPA-8260	U	0.010	1	MG/KG	05/02/2019	DLC
Tetrachloroethylene	EPA-8260	U	0.010	1	MG/KG	05/02/2019	DLC
Dibromochloromethane	EPA-8260	U	0.010	1	MG/KG	05/02/2019	DLC
1,2-Dibromoethane	EPA-8260	U	0.0050	1	MG/KG	05/02/2019	DLC
Chlorobenzene	EPA-8260	U	0.010	1	MG/KG	05/02/2019	DLC
1,1,1,2-Tetrachloroethane	EPA-8260	U	0.010	1	MG/KG	05/02/2019	DLC
Bromoform	EPA-8260	U	0.010	1	MG/KG	05/02/2019	DLC
1,1,2,2-Tetrachloroethane	EPA-8260	U	0.010	1	MG/KG	05/02/2019	DLC
1,2,3-Trichloropropane	EPA-8260	U	0.010	1	MG/KG	05/02/2019	DLC
Bromobenzene	EPA-8260	U	0.010	1	MG/KG	05/02/2019	DLC
2-Chlorotoluene	EPA-8260	U	0.010	1	MG/KG	05/02/2019	DLC
4-Chlorotoluene	EPA-8260	U	0.010	1	MG/KG	05/02/2019	DLC
1,3-Dichlorobenzene	EPA-8260	U	0.010	1	MG/KG	05/02/2019	DLC
1,4-Dichlorobenzene	EPA-8260	U	0.010	1	MG/KG	05/02/2019	DLC

CERTIFICATE OF ANALYSIS

CLIENT:	Terracon 21905 - 64th Ave W, Suite 100 Mountlake Terrace, WA 98043	DATE:	5/3/2019
CLIENT CONTACT:	Beau Johnson	ALS JOB#:	EV19040198
CLIENT PROJECT:	81197152	ALS SAMPLE#:	EV19040198-07
CLIENT SAMPLE ID	MW7-12	DATE RECEIVED:	04/29/2019
		COLLECTION DATE:	4/25/2019 11:05:00 AM
		WDOE ACCREDITATION:	C601

SAMPLE DATA RESULTS

ANALYTE	METHOD	RESULTS	REPORTING LIMITS	DILUTION FACTOR	UNITS	ANALYSIS DATE	ANALYSIS BY
1,2-Dichlorobenzene	EPA-8260	U	0.010	1	MG/KG	05/02/2019	DLC
1,2-Dibromo 3-Chloropropane	EPA-8260	U	0.050	1	MG/KG	05/02/2019	DLC
1,2,4-Trichlorobenzene	EPA-8260	U	0.010	1	MG/KG	05/02/2019	DLC
Hexachlorobutadiene	EPA-8260	U	0.010	1	MG/KG	05/02/2019	DLC
1,2,3-Trichlorobenzene	EPA-8260	U	0.010	1	MG/KG	05/02/2019	DLC

SURROGATE	METHOD	%REC	ANALYSIS DATE	ANALYSIS BY
1,2-Dichloroethane-d4	EPA-8260	94.9	05/02/2019	DLC
4-Bromofluorobenzene	EPA-8260	92.6	05/02/2019	DLC

U - Analyte analyzed for but not detected at level above reporting limit.



CERTIFICATE OF ANALYSIS

CLIENT: Terracon
 21905 - 64th Ave W, Suite 100
 Mountlake Terrace, WA 98043

CLIENT CONTACT: Beau Johnson
 CLIENT PROJECT: 81197152

DATE: 5/3/2019
 ALS SDG#: EV19040198
 WDOE ACCREDITATION: C601

LABORATORY BLANK RESULTS

MB-050219S - Batch 140499 - Soil by EPA-8260

ANALYTE	METHOD	RESULTS	UNITS	REPORTING	ANALYSIS	ANALYSIS
				LIMITS	DATE	BY
Dichlorodifluoromethane	EPA-8260	U	MG/KG	0.010	05/02/2019	DLC
Chloromethane	EPA-8260	U	MG/KG	0.010	05/02/2019	DLC
Vinyl Chloride	EPA-8260	U	MG/KG	0.010	05/02/2019	DLC
Bromomethane	EPA-8260	U	MG/KG	0.010	05/02/2019	DLC
Chloroethane	EPA-8260	U	MG/KG	0.010	05/02/2019	DLC
Carbon Tetrachloride	EPA-8260	U	MG/KG	0.010	05/02/2019	DLC
Trichlorofluoromethane	EPA-8260	U	MG/KG	0.010	05/02/2019	DLC
1,1-Dichloroethene	EPA-8260	U	MG/KG	0.010	05/02/2019	DLC
Methylene Chloride	EPA-8260	U	MG/KG	0.020	05/02/2019	DLC
Trans-1,2-Dichloroethene	EPA-8260	U	MG/KG	0.010	05/02/2019	DLC
1,1-Dichloroethane	EPA-8260	U	MG/KG	0.010	05/02/2019	DLC
Cis-1,2-Dichloroethene	EPA-8260	U	MG/KG	0.010	05/02/2019	DLC
2,2-Dichloropropane	EPA-8260	U	MG/KG	0.010	05/02/2019	DLC
Bromochloromethane	EPA-8260	U	MG/KG	0.010	05/02/2019	DLC
Chloroform	EPA-8260	U	MG/KG	0.010	05/02/2019	DLC
1,1,1-Trichloroethane	EPA-8260	U	MG/KG	0.010	05/02/2019	DLC
1,1-Dichloropropene	EPA-8260	U	MG/KG	0.010	05/02/2019	DLC
1,2-Dichloroethane	EPA-8260	U	MG/KG	0.010	05/02/2019	DLC
Trichloroethene	EPA-8260	U	MG/KG	0.010	05/02/2019	DLC
1,2-Dichloropropane	EPA-8260	U	MG/KG	0.010	05/02/2019	DLC
Dibromomethane	EPA-8260	U	MG/KG	0.010	05/02/2019	DLC
Bromodichloromethane	EPA-8260	U	MG/KG	0.010	05/02/2019	DLC
Trans-1,3-Dichloropropene	EPA-8260	U	MG/KG	0.010	05/02/2019	DLC
Toluene	EPA-8260	U	MG/KG	0.010	05/02/2019	DLC
Cis-1,3-Dichloropropene	EPA-8260	U	MG/KG	0.010	05/02/2019	DLC
1,1,2-Trichloroethane	EPA-8260	U	MG/KG	0.010	05/02/2019	DLC
1,3-Dichloropropane	EPA-8260	U	MG/KG	0.010	05/02/2019	DLC
Tetrachloroethylene	EPA-8260	U	MG/KG	0.010	05/02/2019	DLC
Dibromochloromethane	EPA-8260	U	MG/KG	0.010	05/02/2019	DLC
1,2-Dibromoethane	EPA-8260	U	MG/KG	0.0050	05/02/2019	DLC
Chlorobenzene	EPA-8260	U	MG/KG	0.010	05/02/2019	DLC
1,1,1,2-Tetrachloroethane	EPA-8260	U	MG/KG	0.010	05/02/2019	DLC
Bromoform	EPA-8260	U	MG/KG	0.010	05/02/2019	DLC
1,1,2,2-Tetrachloroethane	EPA-8260	U	MG/KG	0.010	05/02/2019	DLC
1,2,3-Trichloropropane	EPA-8260	U	MG/KG	0.010	05/02/2019	DLC
Bromobenzene	EPA-8260	U	MG/KG	0.010	05/02/2019	DLC
2-Chlorotoluene	EPA-8260	U	MG/KG	0.010	05/02/2019	DLC
4-Chlorotoluene	EPA-8260	U	MG/KG	0.010	05/02/2019	DLC
1,3-Dichlorobenzene	EPA-8260	U	MG/KG	0.010	05/02/2019	DLC

CERTIFICATE OF ANALYSIS

CLIENT:	Terracon 21905 - 64th Ave W, Suite 100 Mountlake Terrace, WA 98043	DATE:	5/3/2019
CLIENT CONTACT:	Beau Johnson	ALS SDG#:	EV19040198
CLIENT PROJECT:	81197152	WDOE ACCREDITATION:	C601

LABORATORY BLANK RESULTS

MB-050219S - Batch 140499 - Soil by EPA-8260

1,4-Dichlorobenzene	EPA-8260	U	MG/KG	0.010	05/02/2019	DLC
1,2-Dichlorobenzene	EPA-8260	U	MG/KG	0.010	05/02/2019	DLC
1,2-Dibromo 3-Chloropropane	EPA-8260	U	MG/KG	0.050	05/02/2019	DLC
1,2,4-Trichlorobenzene	EPA-8260	U	MG/KG	0.010	05/02/2019	DLC
Hexachlorobutadiene	EPA-8260	U	MG/KG	0.010	05/02/2019	DLC
1,2,3-Trichlorobenzene	EPA-8260	U	MG/KG	0.010	05/02/2019	DLC

U - Analyte analyzed for but not detected at level above reporting limit.



CERTIFICATE OF ANALYSIS

CLIENT:	Terracon 21905 - 64th Ave W, Suite 100 Mountlake Terrace, WA 98043	DATE:	5/3/2019
CLIENT CONTACT:	Beau Johnson	ALS SDG#:	EV19040198
CLIENT PROJECT:	81197152	WDOE ACCREDITATION:	C601

LABORATORY CONTROL SAMPLE RESULTS

ALS Test Batch ID: 140499 - Soil by EPA-8260

SPIKED COMPOUND	METHOD	%REC	RPD	QUAL	LIMITS		ANALYSIS DATE	ANALYSIS BY
					MIN	MAX		
Dichlorodifluoromethane - BS	EPA-8260	89.9			50	150	05/02/2019	DLC
Dichlorodifluoromethane - BSD	EPA-8260	82.6	9		50	150	05/02/2019	DLC
Chloromethane - BS	EPA-8260	90.7			50	150	05/02/2019	DLC
Chloromethane - BSD	EPA-8260	86.9	4		50	150	05/02/2019	DLC
Vinyl Chloride - BS	EPA-8260	90.1			50	150	05/02/2019	DLC
Vinyl Chloride - BSD	EPA-8260	86.6	4		50	150	05/02/2019	DLC
Bromomethane - BS	EPA-8260	93.2			50	150	05/02/2019	DLC
Bromomethane - BSD	EPA-8260	86.1	8		50	150	05/02/2019	DLC
Chloroethane - BS	EPA-8260	94.5			50	150	05/02/2019	DLC
Chloroethane - BSD	EPA-8260	89.2	6		50	150	05/02/2019	DLC
Carbon Tetrachloride - BS	EPA-8260	97.8			50	150	05/02/2019	DLC
Carbon Tetrachloride - BSD	EPA-8260	92.4	6		50	150	05/02/2019	DLC
Trichlorofluoromethane - BS	EPA-8260	96.5			50	150	05/02/2019	DLC
Trichlorofluoromethane - BSD	EPA-8260	91.9	5		50	150	05/02/2019	DLC
1,1-Dichloroethene - BS	EPA-8260	99.9			70	130	05/02/2019	DLC
1,1-Dichloroethene - BSD	EPA-8260	94.4	6		70	130	05/02/2019	DLC
Methylene Chloride - BS	EPA-8260	99.2			50	150	05/02/2019	DLC
Methylene Chloride - BSD	EPA-8260	95.3	4		50	150	05/02/2019	DLC
Trans-1,2-Dichloroethene - BS	EPA-8260	99.1			50	150	05/02/2019	DLC
Trans-1,2-Dichloroethene - BSD	EPA-8260	94.0	5		50	150	05/02/2019	DLC
1,1-Dichloroethane - BS	EPA-8260	91.6			50	150	05/02/2019	DLC
1,1-Dichloroethane - BSD	EPA-8260	87.9	4		50	150	05/02/2019	DLC
Cis-1,2-Dichloroethene - BS	EPA-8260	102			50	150	05/02/2019	DLC
Cis-1,2-Dichloroethene - BSD	EPA-8260	96.9	5		50	150	05/02/2019	DLC
2,2-Dichloropropane - BS	EPA-8260	99.6			50	150	05/02/2019	DLC
2,2-Dichloropropane - BSD	EPA-8260	92.8	7		50	150	05/02/2019	DLC
Bromochloromethane - BS	EPA-8260	88.8			50	150	05/02/2019	DLC
Bromochloromethane - BSD	EPA-8260	84.9	4		50	150	05/02/2019	DLC
Chloroform - BS	EPA-8260	112			50	150	05/02/2019	DLC
Chloroform - BSD	EPA-8260	105	6		50	150	05/02/2019	DLC
1,1,1-Trichloroethane - BS	EPA-8260	100			50	150	05/02/2019	DLC
1,1,1-Trichloroethane - BSD	EPA-8260	93.4	7		50	150	05/02/2019	DLC
1,1-Dichloropropene - BS	EPA-8260	98.5			50	150	05/02/2019	DLC
1,1-Dichloropropene - BSD	EPA-8260	94.8	4		50	150	05/02/2019	DLC
1,2-Dichloroethane - BS	EPA-8260	88.3			50	150	05/02/2019	DLC
1,2-Dichloroethane - BSD	EPA-8260	90.1	2		50	150	05/02/2019	DLC
Trichloroethene - BS	EPA-8260	99.4			75	136	05/02/2019	DLC
Trichloroethene - BSD	EPA-8260	97.7	2		75	136	05/02/2019	DLC
1,2-Dichloropropane - BS	EPA-8260	93.0			50	150	05/02/2019	DLC



CERTIFICATE OF ANALYSIS

CLIENT:	Terracon 21905 - 64th Ave W, Suite 100 Mountlake Terrace, WA 98043	DATE:	5/3/2019
CLIENT CONTACT:	Beau Johnson	ALS SDG#:	EV19040198
CLIENT PROJECT:	81197152	WDOE ACCREDITATION:	C601

LABORATORY CONTROL SAMPLE RESULTS

SPIKED COMPOUND	METHOD	%REC	RPD	QUAL	LIMITS		ANALYSIS DATE	ANALYSIS BY
					MIN	MAX		
1,2-Dichloropropane - BSD	EPA-8260	93.6	1		50	150	05/02/2019	DLC
Dibromomethane - BS	EPA-8260	90.3			50	150	05/02/2019	DLC
Dibromomethane - BSD	EPA-8260	92.4	2		50	150	05/02/2019	DLC
Bromodichloromethane - BS	EPA-8260	92.9			50	150	05/02/2019	DLC
Bromodichloromethane - BSD	EPA-8260	93.7	1		50	150	05/02/2019	DLC
Trans-1,3-Dichloropropene - BS	EPA-8260	100			50	150	05/02/2019	DLC
Trans-1,3-Dichloropropene - BSD	EPA-8260	98.9	1		50	150	05/02/2019	DLC
Toluene - BS	EPA-8260	97.9			71.6	122.1	05/02/2019	DLC
Toluene - BSD	EPA-8260	93.3	5		71.6	122.1	05/02/2019	DLC
Cis-1,3-Dichloropropene - BS	EPA-8260	98.0			50	150	05/02/2019	DLC
Cis-1,3-Dichloropropene - BSD	EPA-8260	99.7	2		50	150	05/02/2019	DLC
1,1,2-Trichloroethane - BS	EPA-8260	95.0			50	150	05/02/2019	DLC
1,1,2-Trichloroethane - BSD	EPA-8260	94.2	1		50	150	05/02/2019	DLC
1,3-Dichloropropane - BS	EPA-8260	85.6			50	150	05/02/2019	DLC
1,3-Dichloropropane - BSD	EPA-8260	86.8	1		50	150	05/02/2019	DLC
Tetrachloroethylene - BS	EPA-8260	108			50	150	05/02/2019	DLC
Tetrachloroethylene - BSD	EPA-8260	107	1		50	150	05/02/2019	DLC
Dibromochloromethane - BS	EPA-8260	91.2			50	150	05/02/2019	DLC
Dibromochloromethane - BSD	EPA-8260	90.4	1		50	150	05/02/2019	DLC
1,2-Dibromoethane - BS	EPA-8260	97.8			50	150	05/02/2019	DLC
1,2-Dibromoethane - BSD	EPA-8260	96.8	1		50	150	05/02/2019	DLC
Chlorobenzene - BS	EPA-8260	98.8			79	128	05/02/2019	DLC
Chlorobenzene - BSD	EPA-8260	95.6	3		79	128	05/02/2019	DLC
1,1,1,2-Tetrachloroethane - BS	EPA-8260	94.4			50	150	05/02/2019	DLC
1,1,1,2-Tetrachloroethane - BSD	EPA-8260	90.7	4		50	150	05/02/2019	DLC
Bromoform - BS	EPA-8260	101			50	150	05/02/2019	DLC
Bromoform - BSD	EPA-8260	97.6	3		50	150	05/02/2019	DLC
1,1,2,2-Tetrachloroethane - BS	EPA-8260	86.1			50	150	05/02/2019	DLC
1,1,2,2-Tetrachloroethane - BSD	EPA-8260	88.3	3		50	150	05/02/2019	DLC
1,2,3-Trichloropropane - BS	EPA-8260	86.4			50	150	05/02/2019	DLC
1,2,3-Trichloropropane - BSD	EPA-8260	88.1	2		50	150	05/02/2019	DLC
Bromobenzene - BS	EPA-8260	91.2			50	150	05/02/2019	DLC
Bromobenzene - BSD	EPA-8260	92.9	2		50	150	05/02/2019	DLC
2-Chlorotoluene - BS	EPA-8260	92.2			50	150	05/02/2019	DLC
2-Chlorotoluene - BSD	EPA-8260	92.7	1		50	150	05/02/2019	DLC
4-Chlorotoluene - BS	EPA-8260	96.0			50	150	05/02/2019	DLC
4-Chlorotoluene - BSD	EPA-8260	94.0	2		50	150	05/02/2019	DLC
1,3-Dichlorobenzene - BS	EPA-8260	92.6			50	150	05/02/2019	DLC
1,3-Dichlorobenzene - BSD	EPA-8260	89.9	3		50	150	05/02/2019	DLC
1,4-Dichlorobenzene - BS	EPA-8260	96.1			50	150	05/02/2019	DLC



CERTIFICATE OF ANALYSIS


CLIENT:	Terracon 21905 - 64th Ave W, Suite 100 Mountlake Terrace, WA 98043	DATE:	5/3/2019
CLIENT CONTACT:	Beau Johnson	ALS SDG#:	EV19040198
CLIENT PROJECT:	81197152	WDOE ACCREDITATION:	C601

LABORATORY CONTROL SAMPLE RESULTS

SPIKED COMPOUND	METHOD	%REC	RPD	QUAL	LIMITS		ANALYSIS DATE	ANALYSIS BY
					MIN	MAX		
1,4-Dichlorobenzene - BSD	EPA-8260	95.1	1		50	150	05/02/2019	DLC
1,2-Dichlorobenzene - BS	EPA-8260	91.3			50	150	05/02/2019	DLC
1,2-Dichlorobenzene - BSD	EPA-8260	91.0	0		50	150	05/02/2019	DLC
1,2-Dibromo 3-Chloropropane - BS	EPA-8260	82.9			50	150	05/02/2019	DLC
1,2-Dibromo 3-Chloropropane - BSD	EPA-8260	84.8	2		50	150	05/02/2019	DLC
1,2,4-Trichlorobenzene - BS	EPA-8260	97.0			50	150	05/02/2019	DLC
1,2,4-Trichlorobenzene - BSD	EPA-8260	95.5	2		50	150	05/02/2019	DLC
Hexachlorobutadiene - BS	EPA-8260	88.3			50	150	05/02/2019	DLC
Hexachlorobutadiene - BSD	EPA-8260	85.4	3		50	150	05/02/2019	DLC
1,2,3-Trichlorobenzene - BS	EPA-8260	97.8			50	150	05/02/2019	DLC
1,2,3-Trichlorobenzene - BSD	EPA-8260	95.4	2		50	150	05/02/2019	DLC

APPROVED BY

Laboratory Director



ALS Environmental
8620 Holly Drive, Suite 100
Everett, WA 98208
Phone (425) 356-2600
Fax (425) 356-2626
http://www.alsglobal.com

Chain Of Custody/ Laboratory Analysis Request

ALS Job#

EV19040198

Date 4/29/19

Page

Of 1

PROJECT ID: 81197152
REPORT TO: Terracon
COMPANY: Terracon
PROJECT MANAGER: Beam Johnson
ADDRESS: 21905 64th Ave W, Ste 100
Mountlake Terrace, WA 98043
PHONE: 425-771-3304 P.O.#:
E-MAIL: beam.johnson@terracon jcl.dobbins@terracon
INVOICE TO COMPANY: SAME
ATTENTION:
ADDRESS:

ANALYSIS REQUESTED

LAB#	TYPE	DATE	TIME	NWTPH-HID	NWTPH-DX	NWTPH-GX	BTEX by EPA 8021	MTRBE by EPA 8260	Halogenated Volatiles by EPA 8260	Volatile Organic Compounds by EPA 8260	EDB / EDC by EPA 8260 SIM (water)	EDB / EDC by EPA 8260 (soil)	Semivolatile Organic Compounds by EPA 8270	Polycyclic Aromatic Hydrocarbons (PAH) by EPA 8270 SIM	PCB by EPA 8082	Pesticides by EPA 8081	Metals-MTCA-5	RCRA-8	P4 Pol	TAL	Metals Other (Specify)	TCLP-Metals	VOA	Semi-Vol	Pest	Herbs	OTHER (Specify)	NUMBER OF CONTAINERS	RECEIVED IN GOOD CONDITION?						
1. MW4-6	soil	4/26/19	1050				<input checked="" type="checkbox"/>	<input checked="" type="checkbox"/>	<input checked="" type="checkbox"/>																										
2. MW4-12		4/26/19	1055				<input checked="" type="checkbox"/>	<input checked="" type="checkbox"/>	<input checked="" type="checkbox"/>																										
3. MW5-6.5		4/26/19	0905				<input checked="" type="checkbox"/>	<input checked="" type="checkbox"/>	<input checked="" type="checkbox"/>																										
4. MW5-9		4/26/19	0905				<input checked="" type="checkbox"/>	<input checked="" type="checkbox"/>	<input checked="" type="checkbox"/>																										
5. MW6-6		4/25/19	0905				<input checked="" type="checkbox"/>	<input checked="" type="checkbox"/>	<input checked="" type="checkbox"/>																										
6. MW6-13		4/25/19	0910				<input checked="" type="checkbox"/>	<input checked="" type="checkbox"/>	<input checked="" type="checkbox"/>																										
7. MW7-12		4/25/19	1105				<input checked="" type="checkbox"/>	<input checked="" type="checkbox"/>	<input checked="" type="checkbox"/>																										
8. MW7-45		4/25/19	1400				<input checked="" type="checkbox"/>	<input checked="" type="checkbox"/>	<input checked="" type="checkbox"/>																										
9.																																			
10.																																			

SPECIAL INSTRUCTIONS: Addl by Beam 4/29/19 1:50 pm

SIGNATURES (Name, Company, Date, Time):
1. Relinquished By: Matthew Terracon 4/29/19 9:30 AM
Received By: Jeff Ray ALS 4/29/19 9:30 AM
2. Relinquished By:
Received By:

TURNAROUND REQUESTED in Business Days*
OTHER:
Specify:
1 [SAME DAY] 2 [] 3 [] 4 [] 5 [] 6 [] 7 [] 8 [] 9 [] 10 []
Fuels & Hydrocarbon Analysis
1 [SAME DAY] 2 [] 3 [] 4 [] 5 [] 6 [] 7 [] 8 [] 9 [] 10 []

APPENDIX E – TERRESTRIAL ECOLOGICAL EVALUATION



Voluntary Cleanup Program

Washington State Department of Ecology Toxics Cleanup Program

TERRESTRIAL ECOLOGICAL EVALUATION FORM

Under the Model Toxics Control Act (MTCA), a terrestrial ecological evaluation is necessary if hazardous substances are released into the soils at a Site. In the event of such a release, you must take one of the following three actions as part of your investigation and cleanup of the Site:

1. Document an exclusion from further evaluation using the criteria in WAC 173-340-7491.
2. Conduct a simplified evaluation as set forth in WAC 173-340-7492.
3. Conduct a site-specific evaluation as set forth in WAC 173-340-7493.

When requesting a written opinion under the Voluntary Cleanup Program (VCP), you must complete this form and submit it to the Department of Ecology (Ecology). The form documents the type and results of your evaluation.

Completion of this form is not sufficient to document your evaluation. You still need to document your analysis and the basis for your conclusion in your cleanup plan or report.

If you have questions about how to conduct a terrestrial ecological evaluation, please contact the Ecology site manager assigned to your Site. For additional guidance, please refer to www.ecy.wa.gov/programs/tcp/policies/terrestrial/TEEHome.htm.

Step 1: IDENTIFY HAZARDOUS WASTE SITE

Please identify below the hazardous waste site for which you are documenting an evaluation.

Facility/Site Name: View Ridge Plaza / Everett Masonic Corporation

Facility/Site Address: 220 Olympic Boulevard, Everett, Washington

Facility/Site No: 20079

VCP Project No.:

Step 2: IDENTIFY EVALUATOR

Please identify below the person who conducted the evaluation and their contact information.

Name: Kyle Bennett

Title: Project Manager

Organization: Terracon Consultants Inc.

Mailing address: 21905 64th Avenue West, Suite 100

City: Mountlake Terrace

State: WA

Zip code: 98043

Phone: 4257713304

Fax:

E-mail: kyle.bennett@terracon

Step 3: DOCUMENT EVALUATION TYPE AND RESULTS

A. Exclusion from further evaluation.

1. Does the Site qualify for an exclusion from further evaluation?

- Yes *If you answered "YES," then answer **Question 2**.*
- No or Unknown *If you answered "NO" or "UNKNOWN," then skip to **Step 3B** of this form.*

2. What is the basis for the exclusion? Check all that apply. Then skip to **Step 4** of this form.

Point of Compliance: WAC 173-340-7491(1)(a)

- All soil contamination is, or will be,* at least 15 feet below the surface.
- All soil contamination is, or will be,* at least 6 feet below the surface (or alternative depth if approved by Ecology), and institutional controls are used to manage remaining contamination.

Barriers to Exposure: WAC 173-340-7491(1)(b)

- All contaminated soil, is or will be,* covered by physical barriers (such as buildings or paved roads) that prevent exposure to plants and wildlife, and institutional controls are used to manage remaining contamination.

Undeveloped Land: WAC 173-340-7491(1)(c)

- There is less than 0.25 acres of contiguous# undeveloped± land on or within 500 feet of any area of the Site and any of the following chemicals is present: chlorinated dioxins or furans, PCB mixtures, DDT, DDE, DDD, aldrin, chlordane, dieldrin, endosulfan, endrin, heptachlor, heptachlor epoxide, benzene hexachloride, toxaphene, hexachlorobenzene, pentachlorophenol, or pentachlorobenzene.
- For sites not containing any of the chemicals mentioned above, there is less than 1.5 acres of contiguous# undeveloped± land on or within 500 feet of any area of the Site.

Background Concentrations: WAC 173-340-7491(1)(d)

- Concentrations of hazardous substances in soil do not exceed natural background levels as described in WAC 173-340-200 and 173-340-709.

* An exclusion based on future land use must have a completion date for future development that is acceptable to Ecology.

± "Undeveloped land" is land that is not covered by building, roads, paved areas, or other barriers that would prevent wildlife from feeding on plants, earthworms, insects, or other food in or on the soil.

"Contiguous" undeveloped land is an area of undeveloped land that is not divided into smaller areas of highways, extensive paving, or similar structures that are likely to reduce the potential use of the overall area by wildlife.

B. Simplified evaluation.

1. Does the Site qualify for a simplified evaluation?

- Yes *If you answered "YES," then answer **Question 2** below.*
- No or Unknown *If you answered "NO" or "UNKNOWN," then skip to **Step 3C** of this form.*

2. Did you conduct a simplified evaluation?

- Yes *If you answered "YES," then answer **Question 3** below.*
- No *If you answered "NO," then skip to **Step 3C** of this form.*

3. Was further evaluation necessary?

- Yes *If you answered "YES," then answer **Question 4** below.*
- No *If you answered "NO," then answer **Question 5** below.*

4. If further evaluation was necessary, what did you do?

- Used the concentrations listed in Table 749-2 as cleanup levels. *If so, then skip to **Step 4** of this form.*
- Conducted a site-specific evaluation. *If so, then skip to **Step 3C** of this form.*

5. If no further evaluation was necessary, what was the reason? Check all that apply. Then skip to **Step 4** of this form.

Exposure Analysis: WAC 173-340-7492(2)(a)

- Area of soil contamination at the Site is not more than 350 square feet.
- Current or planned land use makes wildlife exposure unlikely. Used Table 749-1.

Pathway Analysis: WAC 173-340-7492(2)(b)

- No potential exposure pathways from soil contamination to ecological receptors.

Contaminant Analysis: WAC 173-340-7492(2)(c)

- No contaminant listed in Table 749-2 is, or will be, present in the upper 15 feet at concentrations that exceed the values listed in Table 749-2.
- No contaminant listed in Table 749-2 is, or will be, present in the upper 6 feet (or alternative depth if approved by Ecology) at concentrations that exceed the values listed in Table 749-2, and institutional controls are used to manage remaining contamination.
- No contaminant listed in Table 749-2 is, or will be, present in the upper 15 feet at concentrations likely to be toxic or have the potential to bioaccumulate as determined using Ecology-approved bioassays.
- No contaminant listed in Table 749-2 is, or will be, present in the upper 6 feet (or alternative depth if approved by Ecology) at concentrations likely to be toxic or have the potential to bioaccumulate as determined using Ecology-approved bioassays, and institutional controls are used to manage remaining contamination.

C. Site-specific evaluation. A site-specific evaluation process consists of two parts: (1) formulating the problem, and (2) selecting the methods for addressing the identified problem. Both steps require consultation with and approval by Ecology. See WAC 173-340-7493(1)(c).

1. Was there a problem? See WAC 173-340-7493(2).

- Yes *If you answered "YES," then answer **Question 2** below.*
- No *If you answered "NO," then identify the reason here and then skip to **Question 5** below:*
- No issues were identified during the problem formulation step.
 - While issues were identified, those issues were addressed by the cleanup actions for protecting human health.

2. What did you do to resolve the problem? See WAC 173-340-7493(3).

- Used the concentrations listed in Table 749-3 as cleanup levels. *If so, then skip to **Question 5** below.*
- Used one or more of the methods listed in WAC 173-340-7493(3) to evaluate and address the identified problem. *If so, then answer **Questions 3 and 4** below.*

3. If you conducted further site-specific evaluations, what methods did you use?

Check all that apply. See WAC 173-340-7493(3).

- Literature surveys.
- Soil bioassays.
- Wildlife exposure model.
- Biomarkers.
- Site-specific field studies.
- Weight of evidence.
- Other methods approved by Ecology. If so, please specify:

4. What was the result of those evaluations?

- Confirmed there was no problem.
- Confirmed there was a problem and established site-specific cleanup levels.

5. Have you already obtained Ecology's approval of both your problem formulation and problem resolution steps?

- Yes If so, please identify the Ecology staff who approved those steps:
- No

Step 4: SUBMITTAL

Please mail your completed form to the Ecology site manager assigned to your Site. If a site manager has not yet been assigned, please mail your completed form to the Ecology regional office for the County in which your Site is located.

<p>Northwest Region: Attn: VCP Coordinator 3190 160th Ave. SE Bellevue, WA 98008-5452</p>	<p>Central Region: Attn: VCP Coordinator 1250 West Alder St. Union Gap, WA 98903-0009</p>
<p>Southwest Region: Attn: VCP Coordinator P.O. Box 47775 Olympia, WA 98504-7775</p>	<p>Eastern Region: Attn: VCP Coordinator N. 4601 Monroe Spokane WA 99205-1295</p>

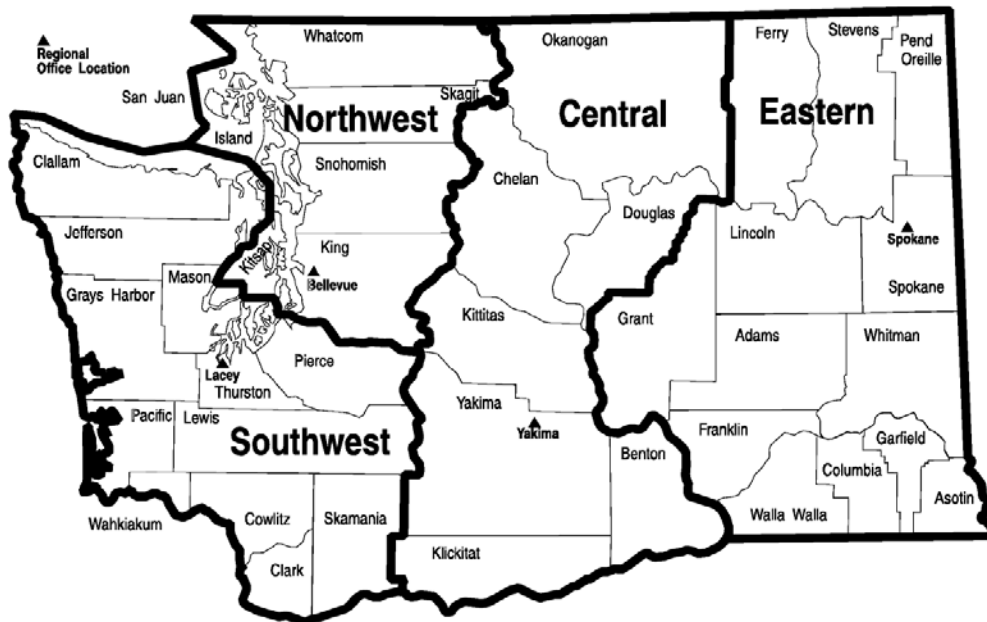


Table 749-1

Simplified Terrestrial Ecological Evaluation-Exposure Analysis Procedure

Estimate the area of contiguous (connected) <u>undeveloped land</u> on the site or within 500 feet of any area of the site to the nearest 1/2 acre (1/4 acre if the area is less than 0.5 acre).																						
1) From the table below, find the number of points corresponding to the area and enter this number in the field to the right.																						
	<table border="1"> <thead> <tr> <th style="text-align: center;">Area (acres)</th> <th style="text-align: center;">Points</th> </tr> </thead> <tbody> <tr><td style="text-align: center;">0.25 or less</td><td style="text-align: center;">4</td></tr> <tr><td style="text-align: center;">0.5</td><td style="text-align: center;">5</td></tr> <tr><td style="text-align: center;">1.0</td><td style="text-align: center;">6</td></tr> <tr><td style="text-align: center;">1.5</td><td style="text-align: center;">7</td></tr> <tr><td style="text-align: center;">2.0</td><td style="text-align: center;">8</td></tr> <tr><td style="text-align: center;">2.5</td><td style="text-align: center;">9</td></tr> <tr><td style="text-align: center;">3.0</td><td style="text-align: center;">10</td></tr> <tr><td style="text-align: center;">3.5</td><td style="text-align: center;">11</td></tr> <tr><td style="text-align: center;">4.0 or more</td><td style="text-align: center;">12</td></tr> </tbody> </table>	Area (acres)	Points	0.25 or less	4	0.5	5	1.0	6	1.5	7	2.0	8	2.5	9	3.0	10	3.5	11	4.0 or more	12	11
Area (acres)	Points																					
0.25 or less	4																					
0.5	5																					
1.0	6																					
1.5	7																					
2.0	8																					
2.5	9																					
3.0	10																					
3.5	11																					
4.0 or more	12																					
2) Is this an <u>industrial</u> or <u>commercial</u> property? If yes, enter a score of 3. If no, enter a score of 1		3																				
3) ^a Enter a score in the box to the right for the habitat quality of the site, using the following rating system ^b . High=1, Intermediate=2, Low=3		3																				
4) Is the undeveloped land likely to attract wildlife? If yes, enter a score of 1 in the box to the right. If no, enter a score of 2. ^c		2																				
5) Are there any of the following soil contaminants present: Chlorinated dioxins/furans, PCB mixtures, DDT, DDE, DDD, aldrin, chlordane, dieldrin, endosulfan, endrin, heptachlor, benzene hexachloride, toxaphene, hexachlorobenzene, pentachlorophenol, pentachlorobenzene? If yes, enter a score of 1 in the box to the right. If no, enter a score of 4.		4																				
6) Add the numbers in the boxes on lines 2-5 and enter this number in the box to the right. If this number is larger than the number in the box on line 1, the simplified evaluation may be ended.		12																				

Notes for Table 749-1

^a It is expected that this habitat evaluation will be undertaken by an experienced field biologist. If this is not the case, enter a conservative score of (1) for questions 3 and 4.

^b **Habitat rating system.** Rate the quality of the habitat as high, intermediate or low based on your professional judgment as a field biologist. The following are suggested factors to consider in making this evaluation:

Low: Early successional vegetative stands; vegetation predominantly noxious, nonnative, exotic plant species or weeds. Areas severely disturbed by human activity, including intensively cultivated croplands. Areas isolated from other habitat used by wildlife.

High: Area is ecologically significant for one or more of the following reasons: Late-[successional](#) native plant communities present; relatively high species diversity; used by an uncommon or rare species; [priority habitat](#) (as defined by the Washington Department of fish and Wildlife); part of a larger area of habitat where size or fragmentation may be important for the retention of some species.

Intermediate: Area does not rate as either high or low.

^c Indicate "yes" if the area attracts wildlife or is likely to do so. Examples: Birds frequently visit the area to feed; evidence of high use b mammals (tracks, scat, etc.); habitat "island" in an industrial area; unusual features of an area that make it important for feeding animals; heavy use during seasonal migrations.

[\[Area Calculation Aid\]](#) [\[Aerial Photo with Area Designations\]](#) [TEE Table 749-1] [\[Index of Tables\]](#)

[\[Exclusions Main\]](#) [\[TEE Definitions\]](#) [\[Simplified or Site-Specific?\]](#) [\[Simplified Ecological Evaluation\]](#) [\[Site-Specific Ecological Evaluation\]](#) [\[WAC 173-340-7493\]](#)

[\[TEE Home\]](#)

APPENDIX F – HISTORICAL INFORMATION

BP OIL

BP Oil Company
16400 Southcenter Parkway, Suite 301
Tukwila, Washington 98188
(206) 575-4077

June 4, 1993

Frontier Bank - Main Office
Attention Mr. Lyle Ryan
P.O. Box 2161
Everett, WA 98203

RE: BP Oil Site No. 11264
Mukilteo & Olympic
Everett, CA

Dear Mr. Ryan:

This letter is in response to the concerns you previously raised regarding the assessment and remediation of an underground storage tank release at the above-captioned location. I understand that you have requested this information for Frontier Bank in order to complete a real estate transaction for an adjacent property.

As the owner/operator of the underground storage tanks at the above-referenced location, BP is required to perform assessment and corrective actions as directed by Washington Department of Ecology, pursuant to the Washington Model Toxics Control Act (WAC 173-340). Such work will continue until BP has complied with applicable law.

I trust that this letter will satisfy your concerns. Please give me a call in the event I may be of further assistance. I can be reached at (206) 394-5243.

Sincerely,



Scott T. Hooton
Environmental Resources Management

cc: site file

Phase I Environmental Assessment

for

View Ridge Plaza
220 Olympic Boulevard
Everett, Washington

Prepared For:

Mr. Lyle E. Ryan
Frontier Bank
P.O. Box 2215
Everett, Washington

May 28, 1993

Prepared By:

Paul Hausmann
Mr. Paul Hausmann
Project Manager

Tracy Elfendahl
Ms. Tracy Elfendahl
Environmental Specialist

Environmental Partners, Inc.
10940 NE 33rd Place, Suite 110
Bellevue, WA 98004
(206) 889-4747

Project Number: 05003.0

ENVIRONMENTAL
PARTNERS INC

John S. Brasino
PRINCIPAL
ENGINEER

10940 NE 33rd Place Suite 110
Bellevue, Washington 98004
ph 206.889.4747 fax 206.889.4755

ENVIRONMENTAL
PARTNERS INC

Paul E. Hausmann
ENVIRONMENTAL SPECIALIST

10940 NE 33rd Place Suite 110
Bellevue, Washington 98004
ph 206.889.4747 fax 206.889.4755
JUDY PAVESH

CONFIDENTIAL

Environmental Partners, Inc. (EPI) is pleased to submit the following Phase I Environmental Assessment of the View Ridge Plaza located at 220 Olympic Boulevard, in Everett, Snohomish County, Washington.

The assessment focuses on the following sources of information:

1. A detailed site visit including a survey of surrounding land use;
2. A review of local, state and federal records and/or interviews with regulatory personnel;
3. Discussions with people familiar with the site history;
4. An evaluation of aerial photographs; and
5. Laboratory analysis of an asbestos sample.

The information gained during the assessment is organized into the following subject areas:

- Site Visit and General Site Characterization
 - * *Visual Inspection*
 - * *Site History*
 - * *Surrounding Land Use*
 - * *Personnel Interviews*
- Regulatory and Records Review
 - * *Federal*
 - * *State*
 - * *Local*
- Investigation of Aerial Photographs
- Asbestos
- Polychlorinated Biphenyls (PCBs)
- Radon
- Underground Storage Tanks
- Waste Sites
- Additional Hazards
- Conclusions and Recommendations

Site Visit and General Site Characterization

Visual Inspection

On May 21, 1993 Mr. Paul Hausmann and Ms. Tracy Elfendahl of EPI conducted a site visit and investigation of the subject property. During the visit, Mr. Hausmann and Ms. Elfendahl met with and obtained information from Mr. John Koncki, Vice-President of Bianco Business & Investment Properties, the owner of the subject property.

The subject property, known as View Ridge Plaza, is located at the intersection of Olympic and Mukilteo Boulevards (see General Vicinity Map). The subject property covers an area of approximately 97,970 square feet and contains one large multi-tenant building and an espresso kiosk (see Site Plan and Photographs 1, 2 and 3). The single story building is constructed of concrete and wood and has a flat roof. The building contains approximately 22,000 square feet. Office and retail operations are present at the subject property.

The subject property is accessible from driveways located along Olympic and Mukilteo Boulevards and Elm Street. Asphalt paved parking areas are located on the east and south sides of the building on the subject property. The entire property is covered by pavement or buildings. No landscaped areas are present at the property. Topographically, the subject property slopes from east to west. It appears that approximately ten feet of relief is present across the property. Numerous storm drains are present on the property.

CONFIDENTIAL

No soil staining, pits, ponds, lagoons or odors were observed at the property. However a minor disturbance was present in the pavement near the gas line on the west side of the building that is probably associated with gas line maintenance.

Site run-on to the property comes from Olympic and Mukilteo Boulevards. No retention ponds are located at the subject property.

Five pole-mounted transformers are located on two utility poles on the west side of the subject property along Elm Street (Photographs 4 and 5). One of the transformers was labeled "non-PCB". There was no evidence of leaks or spills from the transformers. Additional information about the transformers is discussed in the PCB section.

The subject property has electric, gas, public water and public sewer. No ground water supply or monitoring wells were observed or reported to be located at the subject property.

The interior of the building is broken up into numerous lease spaces that are accessible from exterior doors and two interior hallways. To reduce tenant disturbance, EPI inspected three vacant lease spaces, common area hallways and the occupied Irma's Dry Cleaners and Select Homes lease spaces rather than every lease space. Building materials were reported to be generally homogeneous throughout the building (Photographs 6 and 7). The interiors of the lease spaces have carpeted or tile and linoleum floors. The walls are composed of dry wall and concrete. The ceilings are either wood-suspended fiberboard material, or in the case of the Select Homes Inc. lease space, are covered with a spray-on material. The spray-on material was determined to be a non-asbestos containing material as discussed in the **Asbestos** section. All tenant spaces have fluorescent and incandescent lighting fixtures. It appears that one forty-gallon water heater is located above the bathrooms at the northwest corner of the building. The hot water heater was not inspected. It is also possible that a second heater may be present above the other bathroom at the southwest corner of the building. Each lease space has its own individual heating ventilation and air conditioning system (HVAC). EPI observed the presence of ducted supply and return ducts that were insulated with fiberglass. A layer of fiberglass insulation is also present above the suspended ceiling where such ceilings are present. The only floor drains observed at the property during the site visit are located at Irma's Cleaners and in the bathrooms.

Mr. Koncki stated that he was not aware of any underground storage tanks (USTs) on the property or any other environmental issues of concern at View Ridge Plaza. He did, however, mention that he believed the tanks were removed at the adjacent BP station, but he was not aware of associated problems at the subject property.

Site History

Mr. Koncki reported that the subject property was initially developed as a supermarket. He was not aware of the exact date of development. Mr. Koncki has been familiar with the subject property for one year. EPI reviewed information at the Everett Building Department and learned that the development of the property occurred in 1959 with the construction of the supermarket and pharmacy. EPI also reviewed tax assessment information for the subject property maintained by the Snohomish County Tax Assessors office. The assessments revealed that by 1969, the pharmacy was no longer present and was replaced by a realty office, beauty salon, barber shop and Jiffy Cleaners. The assessments also showed by 1978 the supermarket was boarded up, remodeled and replaced by retail spaces.

EPI also requested Sanborn Fire Insurance Maps of the subject property. However, there are no Sanborn maps available for this location. Additional information about historic land use at and near the subject property is presented in the **Investigation of Aerial Photographs** section of this report.

CONFIDENTIAL

Surrounding Land Use

Land use in the area surrounding the subject property is residential and commercial (see Site Representation).

The subject property is bordered to the north by the Elms Apartments and a condominium complex (Photograph 8). The area further north beyond 45th Street is residential.

The eastern boundary of the subject property is defined by Olympic Boulevard. An undeveloped wooded area and Our Savior Lutheran Church are located east of the property across Olympic Boulevard (Photographs 9 and 10). Further east and northeast the land is residential with small undeveloped parcels and the City of Everett Forest Park. A BP gasoline service station, up-slope from the subject property, borders the southeast corner of the subject property (Photograph 11). Numerous ground water monitoring wells were observed at the BP station.

Mukilteo Boulevard is located adjacent to the southern border of the property. The properties directly south of the subject property on Mukilteo Boulevard include the View Ridge Professional Center, Hair and Nails and a car wash (Photograph 12). Deaconess Children's Center and the Everett Korean Presbyterian Church are located south of Mukilteo Boulevard off of Dogwood Drive. Lucky Seven, a convenience store that appears to have recently removed underground storage tanks and fuel pump islands, occupies property southeast of the subject property. Stockpiled soil was observed at the Lucky Seven and a large Rain for Rent tank was located on this site.

The western edge of the property is bordered by Elm Street. The area located west of Elm Street is residential (Photograph 13).

Tenant Operations

The site plan shows the location of each tenant within the buildings. The tenants include Irma's Dry Cleaners, Day Care Services, Carousel Party Sales (Tupperware), Las Brisas Mexican Restaurant, A&R Distributing, Select Homes Inc., Cutters on the Boulevard, Hair-itage Salon, Farmers Insurance Group and Espresso-Milano. All of the tenants, with the exception of Irma's Dry Cleaners use their lease spaces for retail service or office purposes with no reported chemical uses.

Chemical use was observed by EPI at Irma's Dry Cleaners. Small amounts of solvents are used for spot removal and stored on wood shelves and the cement floor (Photographs 14 and 15). A single 35-gallon drum of a leather cleaning material was also stored in the lease space. Larger quantities of perchloroethene (PCE) are used for dry cleaning. Safety-Kleen removes waste PCE from the facility on an as needed basis. The PCE waste is stored in an approximately 30-gallon capacity plastic waste drum near the rear entrance to the shop (Photograph 16). The dry cleaner also uses Celite in its cleaning process. Celite is diatomaceous earth primarily composed of crystalline silica and quartz.

One area of potential concern in the Irma's Dry Cleaners lease space was the presence of an open sump at the rear of the lease space (See Site Plan and Photograph 15). It appears probable that chemicals spilled in the vicinity of the sump would enter the sump. A variety of chemicals are also stored adjacent to the sump. A floor drain is also located in the hallway adjacent to the hazardous waste storage area. Mr. Young Joe Kim, the operator of the dry cleaners reported that no chemicals have ever been spilled in the one and a half years they have operated the business. He also provided information about chemical use and their operations. The dry cleaning equipment currently used is approximately one year old and is closed system with internal PCE recycling to reduce waste generation and PCE use (Photograph 17). He did not state how much waste PCE was generated or how often the 100 gallon PCE tank inside the dry-cleaning machine needed filling. He only stated that these occurred on an as needed basis.

CONFIDENTIAL

EPI also contacted Ms. Irma Dagget, the former operator of Irma's Dry Cleaners to obtain information about historical operations at the shop. Ms. Dagget operated the dry cleaning shop for approximately 28 years. Ms. Dagget purchased the business from the Shaw's who operated the facility as a combination Laundromat and self serve dry cleaner. Ms. Dagget also operated the facility as a combination Laundromat and self serve dry cleaner for several years, but eventually converted it into a full service dry cleaner only. According to Ms. Dagget, wastes were always disposed of through a service that removed waste filters. Wastes were not disposed in the dumpster or on the ground. Fresh PCE was delivered by a supplier directly into the dry cleaning machine and was not stored on-site in a tank. At one time, a PCE recycling still was used at the site that generated an ash waste. This waste was also disposed of by the service rather than in the dumpster.

Ms. Dagget stated that the sump at the back of the shop ties into the sewer system and was originally designed to handle wastewater from twelve washing machines. She recalled that the sewer lines at the property were replaced approximately ten years ago. The old cast iron pipes were removed and replaced with PVC. She also stated that soil around the old pipes was removed and replaced with new sand. A PCE spill occurred at the dry cleaners approximately fifteen years ago, while Ms. Dagget was on vacation. She was not aware of the exact amount spilled but reported that she believed it was contained inside the building and cleaned up by the fire department. The building was also evacuated because of potential vapor problems. After the spill, the tile floor had to be replaced because the PCE disintegrated the mastic that bound the floor tile to the floor.

Summary

The subject property is currently operated as a retail shopping center. The only tenant of environmental concern is Irma's Dry Cleaners, which uses a variety of dry cleaning chemicals. It appears, however, that wastes from this operation are handled appropriately, but there is some concern because of the floor drains and sumps in the lease space and the report of an historical spill of PCE. Evidence of environmental concerns in the surrounding area include the presence of ground water monitoring wells at the adjacent BP station and the presence of stockpiled soils at the nearby Lucky Seven.

Regulatory and Records Review

** Federal*

EPI reviewed the following federal regulatory lists prepared by the EPA to identify sites which may have an impact on the subject property:

- The FINDS List that relates sites to the various EPA program offices that monitor them;
- The NPL of Superfund sites; and
- The CERCLIS List of hazardous waste sites that are suspected to cause a known or potential threat to human health or the environment.

** FINDS List*

The FINDS list was generated using the EPA's FINDS database. The FINDS database is a computerized inventory of facilities regulated by the EPA. The list was searched for ZIP codes 98201 and 98203, which encompass the area within a minimum one mile radius of the subject property. Three FINDS sites are located within approximately one-half mile of the subject property. These sites, as well as their corresponding regulatory programs, appear in Table 1. It should be noted that Irma's Dry Cleaners was not identified as a FINDS site. If the facility is a regulated generator of hazardous waste, they should probably be on the list under the RCRIS program.

CONFIDENTIAL

Table 1
FINDS Sites Within an Approximate One-half Mile Radius of the Subject Property

Facility Name	Regulating Program (defined below table)	Approximate Distance from Property
Jim's View Ridge Service (BP)	RCRIS	Adjacent
City of Everett Forest Park	RCRIS	0.5 mile

RCRIS - Resource Conservation & Recovery Act Information System (monitors hazardous waste generators, transporters, and treatment, storage and disposal facilities)

Because limited information about the specific operations at FINDS sites is available from the EPA database, this information is primarily used to determine land use in the vicinity of the subject property. The number and type of FINDS sites identified within an approximate one-half mile radius of the subject property indicates a commercial land use. Information about the presence of issues of environmental concern at FINDS sites in the vicinity of the subject property is typically found through a site visit, discussions with state and local officials and an evaluation of other available regulatory information.

** NPL*

Based on a listing of NPL sites compiled in October 1992, there are no NPL sites located within a five mile radius of the subject property. Because of this the potential for an adverse impact to the subject property from NPL sites is reduced.

** CERCLIS List*

EPI reviewed a list of CERCLIS sites located within Snohomish County. The CERCLIS list was compiled on May 17, 1993 and was searched for sites located within approximately one mile of the subject property. No CERCLIS sites were identified within an approximate one-mile radius of the subject property. Because of this, the potential for an adverse impact to the subject property from CERCLIS sites is reduced.

** State*

EPI reviewed the following regulatory lists prepared by the State of Washington Department of Ecology (WDOE) to identify potential environmental concerns at or in the vicinity of the subject property:

- The Toxic Cleanup Program's Site Management Information System (SMIS) listing of hazardous substance sites located within the State of Washington;
- The Leaking Underground Storage Tank (LUST) list; and
- The registered Underground Storage Tank (UST) list.

** SMIS List*

EPI reviewed the WDOE SMIS report which lists hazardous substance sites in Washington. This list, dated March 7, 1993, was searched to identify sites located within one mile of the subject property. No SMIS sites were identified within one mile of the subject property. Because of this, the potential for an adverse impact to the subject property from SMIS sites is reduced.

CONFIDENTIAL

* LUST List

EPI reviewed a list of LUST sites to identify facilities located within approximately one mile of the subject property. The LUST list reviewed by EPI is dated February 10, 1993. Three LUST sites are located within approximately one mile of the subject property (Table 3).

Table 3
LUST Sites Located Within Approximately One Mile of the Subject Property

Facility Name	Address	Approximate Distance From Subject Property
Jim's View Ridge Service (BP)	301 Mukilteo Blvd.	Adjacent
Lucky Seven Food Store	230 Mukilteo Blvd.	0.1 mile
City of Everett Forest Park	802 Mukilteo Blvd.	0.5 mile

EPI reviewed files for the three LUST sites identified in the vicinity of the subject property.

Information about the BP station indicates that an active ground water remediation system in place at the station. The remediation system is capable of pumping 60 gallons of water each day from one of the monitoring wells at the station. In late 1991, the metal piping at the gas station was replaced with fiberglass piping. At that time, free petroleum product was found to be present in the excavations. Approximately 200 cubic yards of contaminated soils were removed and stockpiled on-site. Of that soil, approximately 140 cubic yards were disposed at an off-site location and the remainder was found to be acceptable for use as backfill in the excavation. Based on information in the reports, the USTs themselves were changed from steel to fiberglass in 1976.

Subsequent to the discovery of the contamination, ten ground water monitoring wells were installed at the property. Ground water was found to be present at depths of 8 to 16 feet below the ground surface. Ground water was found to flow in a westerly/northwesterly direction towards the subject property. Sampling of the ground water has occurred on a quarterly basis since December, 1991. Since that time, the Model Toxics Control Act (MTCA) Method A Cleanup Levels for soil have been exceeded for Total Petroleum Hydrocarbons as gasoline (TPH-G), TPH as Diesel (TPH-D), benzene, toluene, ethyl benzene, and xylenes (BTEX), total lead, and dissolved lead. For the most part, the exceedences have occurred in the well that is used for pumping out contaminated ground water and a second well at the center of the station between the tank field and the fuel pump island. However, other exceedences have occurred. Of particular concern is the exceedence of the TPH-D levels at a well at the northwest corner of the BP and the exceedence of the benzene level in a well on the north side of the tank field which is on the north side of the BP property. Both of these wells are located within several feet of the subject property and indicate that it is possible that contamination from the BP may be migrating onto the subject property, particularly because of ground water flow conditions. Furthermore, an off-site investigation has not yet been conducted by BP.

Information about the Lucky Seven indicates that this property was formerly a 7-11 convenience store and gas station. A March, 1989 investigation at the site showed that soil levels of TPH and BTEX were found in concentrations below the MTCA standards. However, levels of benzene, toluene, and xylenes were found to be present above MTCA standards in the one ground water well at the site. The well is located downslope of the former USTs. A March, 1990 sampling of the well showed that only benzene and xylenes exceeded MTCA standards. A May, 1990 sampling of the well showed that levels of BTEX and TPH did not exceed state standards. Information was not present in the file concerning the recent activities at the site that appear to have resulted in the presence of stockpiled soil and a Rain for Rent tank on this site. It appears,

CONFIDENTIAL

however, that a significant ground water problem was not present at this site as of May, 1990. Furthermore, based on the ground water flow direction at the nearby BP station, contamination from the Lucky Seven would probably flow through the BP station property prior to reaching the subject property and be identified in the BP wells. At this point, this does not appear to have occurred.

Information about the Forest Park site indicates that a 1,000 gallon gasoline UST was removed from this site in January, 1991. No visual contamination was observed in the tank excavation and soils samples of the walls and floor of the excavation showed that levels of TPH and BTEX were below detection limits. Based on this information, the potential for adverse impact to the subject property is unlikely.

** UST List*

EPI reviewed a WDOE listing of registered USTs, dated March 3, 1991, for information on USTs located at and adjacent to the subject property. No USTs were registered for the subject property. USTs were however, identified in the vicinity of the subject property. It should be noted that the presence of USTs in the region surrounding the subject property does not necessarily imply an environmental liability to the subject property.

** Local*

EPI contacted officials at the following City of Everett agencies:

- City of Everett Fire Department;
- City of Everett Building Department; and
- Snohomish County Assessor's Office.

** City of Everett Fire Department*

EPI contacted Mr. Frank Marshal, the City of Everett Fire Department Hazardous Materials Coordinator, to determine whether there have been any fire department responses to spills or releases of hazardous materials at the subject property. Mr. Marshal stated that he was not aware of any responses to the subject property or to the businesses located in the vicinity of the subject property. It should be noted, however that Mr. Marshal has only been familiar with releases in the past few years.

Additional information about the PCE spill at Irma's Dry Cleaners has also been requested and will be provided when and if it is available.

** City of Everett Building Department*

EPI visited the City of Everett Building Department to review building plans for the subject property. The building plans on file were dated June 18, 1959. These plans show the initial design for the subject property. In 1959 the subject property was designed to be a supermarket and pharmacy with two parking lots. It appeared that the property was connected to the public sewer at that time and the original building designed is still present today. There was no reference to a dry cleaner, so it is assumed that the dry cleaner was added after construction.

** Snohomish County Assessor's Office*

EPI reviewed appraisal records of the various parcels that make up the subject property. Based on these records, the pharmacy and supermarket were constructed in 1959. Between 1959 and 1969 minor remodeling occurred. As of June 11, 1969 the subject property included a supermarket with a cafe, realty office, beauty salon, barber shop and Jiffy Cleaners. By 1978 the supermarket was no longer operational and was remodeled into an office/retail area.

CONFIDENTIAL

** Summary*

There is evidence of regulatory activity in the vicinity of the subject property. In particular, two facilities regulated by the EPA are present within a one-half mile radius of the subject property. In addition, three LUST sites are located within an approximate one-mile radius of the subject property. Of particular concern is the adjacent BP station that may be adversely impacting the subject property.

Investigation of Aerial Photographs

EPI reviewed aerial photographs of the subject property and the area surrounding the property at Walker and Associates in Seattle, Washington. The photographs observed by EPI were dated 1947, 1955, 1967, 1976, 1981, 1985 and 1989.

The photograph taken in 1947 (scale 1" = 1,000') shows that the subject property is undeveloped. The western portion of the property is wooded and grass and low shrubs appear to be present on the east side of the property. The area immediately north of the property is not developed. A mixture of residential and undeveloped parcels are present further north. A small building is located adjacent to the southeast corner of the property and the area around the building is free of vegetation. It is possible that fill may be present in this area. The area further east across Olympic Boulevard is a mixture of undeveloped and residential properties. Similar land use is present to the south across Mukilteo Boulevard. The area to the west of the property is wooded and undeveloped. Residential land use is present further west.

The 1955 photograph (scale 1" = 1,000') shows the subject property has been graded in preparation for development. The area to the north has also been graded. An increase in residential development is present to the north, east, and south. The single building adjacent to the southeastern border of the property is no longer present as the parcel is now vacant. There is also evidence of residential development to the west across the newly constructed Elm Street.

The 1967 photograph (scale 1" = 1,500') shows that the existing building, which is surrounded by paved parking areas, is present on the subject property. The area to the north remains undeveloped until 45th Street. Residential development continues to expand in all directions. A gasoline station is now present adjacent to the southeastern border of the property. The retaining wall around the station at the present time is visible on this photograph. A second gas station appears to be present to the southeast across Mukilteo Boulevard.

The 1976 photograph (scale 1" = 1,500') shows that the subject property remains unchanged. Changes in the surrounding area include the construction of the Elms Apartment to the north, the church to the east, and an office building to the south across Mukilteo Boulevard.

The 1981 photograph (scale 1" = 1,500') shows the subject property remains unchanged, with one exception. A new patch of pavement is present on the subject property adjacent to the north side of the gas station near the current UST tank field. The new patch of pavement is approximately 50 feet by 75 feet. Changes in the surrounding area include the construction of the condominium complex to the north and the office building to the south across Mukilteo Boulevard.

The 1985 and 1989 photographs (scales 1" = 1,500' and 1" = 3,000') show that the subject property and surrounding area remain largely unchanged from the previous photograph.

In summary, the subject property appears to have been wooded and undeveloped prior to construction of the shopping center between 1955 and 1967. The surrounding area seems to have evolved from an undeveloped area to a commercial and residential neighborhood. One area of concern was the fresh patch of pavement on the subject property observed in the 1981 photograph. The pavement was in an area of the subject property adjacent to the tank field of the adjacent gasoline station. It is not clear if the patch of pavement is related to the replacement of

CONFIDENTIAL

tanks at the gas station in 1976 or if it is there for another reason. Other than the new patch of pavement, there was no evidence of soil disturbance at the subject property or landfilling or storage tanks in the surrounding area. It did appear, however, that fill may have been placed at the adjacent BP site.

Asbestos

An asbestos survey of the building was performed in 1986 by Hazcon of Seattle, WA. At that time floor tile in the dry cleaners and restaurant were found to contain 2% chrysotile asbestos. EPI performed a limited investigation of readily accessible areas of the lease space to identify the presence of asbestos-containing materials (ACMs). As part of the limited EPI investigation, *spray-on ceiling material*, a suspect friable ACM, was identified at the subject property and sampled. Other suspect ACMs that were not friable and not sampled included floor tile and sheet linoleum in the bathrooms and in the dry cleaners shop (Photographs 18 and 19). The results of the analysis are summarized in Table 4 and can be found in Attachment A. The results indicate that asbestos was not detected in the material sampled. It should be noted that this asbestos survey is not considered a complete asbestos survey.

**Table 4
Results of Asbestos Analysis**

Sample Number	Material	Asbestos Content
VR-52193-1	Spray on ceiling material in the Select Homes lease space (Photograph 20)	None detected

Based on the EPI sampling and observations and the Hazcon report, it appears that ACMs at the property are limited to non-friable flooring materials. These materials do not represent a significant health threat in their present condition, but caution should be taken when disturbing the flooring materials.

PCBs

Five pole-mounted transformers are located on two utility poles on the west side of the subject property along Elm Street. The transformer locations are shown on the Site Plan. Three are located west of the building and two are located southwest of the building. All of the transformers were observed to be in good condition and no evidence of leaking or stained soils was observed. Snohomish County Public Utilities Department reported that the make and serial numbers on four transformers imply a PCB-free status. The fifth transformer, dated 1991, is also free of PCBs.

EPI inspected one of the fluorescent lighting fixtures in the Select Homes lease space and found that the ballasts in the fixture were not identified as to their PCB content. As a result, it is probable that the ballasts are PCB containing. Because of the various stages of renovation in the building, it is probable that both PCB and non-PCB-containing ballasts are present throughout the building. Typically, a PCB-containing ballast has approximately one ounce of PCB oil. To avoid potential exposure, caution should be used when working with the ballasts if they are found to be PCB containing. In addition, spent ballasts containing PCBs should be disposed of according to applicable regulations.

Radon

According to Mr. Koncki, the subject property has not been tested for radon. As a result, EPI obtained general radon information from other sources.

CONFIDENTIAL

A Washington State Department of Health study titled "Where's the Radon?", dated April 27, 1992, indicates that Snohomish County is located in an area that is considered a low risk for radon problems. Of the 361 tests collected in the region that includes Snohomish County, 1.4% of the tests were above the EPA's recommended action level of 4.0 picocuries/liter (pCi/L).

Radon is a colorless, odorless gas that, if present, can migrate into structures through the ground. Structures that have a crawl space or a basement with a dirt floor are more likely to collect radon than structures in which the ground is covered by something, such as a cement floor, which would act as a barrier to the migration of radon gas. The only way to confirm the presence or absence of radon is to conduct a radon test of the structure in question. If found, elevated levels of radon can be easily and inexpensively reduced to acceptable levels.

Despite the fact that the radon risk is considered low, the potential for elevated radon levels is present. As a result, it may be prudent to test structures constructed at ground level on the subject property for the presence of radon.

Underground Storage Tanks

No underground storage tanks appear to be or were reported to be located on the subject property. EPI reviewed a list of registered USTs in Snohomish County and found no listing of a registered UST at the subject property.

Waste Sites

Evidence of waste sites were not observed to be present in the vicinity of the subject property and no landfills or waste sites were reported to be present by Mr. Koncki. Furthermore a review of regulatory information did not identify waste sites. One area of potential concern, however, is the labeling of Mukilteo Boulevard as the Pigeon Creek fill area on tax assessors maps. The source of fill for this area is not known, but there was no evidence of filling on the aerial photographs. It does not appear that the filling extended to the subject property.

Additional Hazards

Due to the age of the subject property, hazards associated with lead paint and drinking water contaminated with lead from the potential use of lead solder on water pipes may be present at the subject property. To fully investigate these potential sources of contamination, testing is required.

Conclusions and Recommendations

Within the scope of this assessment, EPI has conducted a detailed site survey, reviewed local, state and federal records, reviewed aerial photographs, reviewed an asbestos survey report, collected an asbestos sample and interviewed individuals familiar with the subject property. The following issues of environmental concern were identified at the subject property.

- A dry cleaner is currently operational at the subject property. Floor drains are present in the dry cleaner space. All wastes associated with the dry cleaning operations are disposed off-site. Information about the historical operations at the dry cleaner indicates that wastes have been disposed off-site for the past 30 years. During that time only one spill of PCE was reported to have occurred. Information about the spill was limited other than the fact that it was cleaned up by the fire department and tiles inside the building had to be replaced.
- An aerial photograph showed that a patch of asphalt on the subject property that was adjacent to the tank field at the BP station appeared to have been replaced sometime between 1976 and 1981. This represents a potential area of concern because of the possibility that a portion of the subject property was excavated when tanks were replaced at

CONFIDENTIAL

the station. It is not known, however, if the disturbance in this area occurred because of possible contamination associated with the tanks or if it was related to construction activity at the station.

- Sampling performed at the subject property in 1986 identified the presence of asbestos in floor tile in the dry cleaners and restaurant. Additional floor tile and sheet vinyl that were not sampled but are assumed to be ACMs were observed by EPI. The spray-on ceiling in the Select Homes lease space was found to be non-ACM. Efforts should be made to reduce disturbance and breakage of the known and assumed ACMs to reduce potential adverse health effects.
- A BP gasoline service station is located adjacent to the southeastern border of the subject property. Information from the WDOE indicates that ground water contamination is present at the BP station and a small scale remediation system is in place. It appears, however, that contamination is present at the borders of the BP station in close proximity to the subject property and, because of ground water flow conditions, may have impacted the subject property.

WASTE OIL
GUNKY OIL

Based on the current and previous use of the subject property and surrounding area, EPI classifies the subject property as the following:

- Unknown Risk
- Because of the presence of both on and off-site issues of environmental concern, more work is required before environmental liabilities can be estimated or reduced at the subject property.

Additional investigation of potential contamination associated with the dry cleaner and the BP station is required to further identify potential contamination.

Limitations on the Use of This Report

As applicable and available within the project schedule and budget, we have reviewed readily available documents and public records regarding the site, employing professional standards applicable in the industry today. We cannot guarantee that these reviews have yielded complete or usable information. In addition, we assume no risk for existing conditions on the site.

To the extent that these services have required judgment, there can be no assurance that fully definitive or desired results were obtained, or if any results were obtained, that they were supportive of any given course of action. The services have included the application of judgment to scientific principles; to that extent, certain results of this work have been based on subjective interpretation. **We make no warranties**, express or implied including without limitation, warranties as to merchantability or fitness for a particular purpose. The information provided in this report is not to be construed as legal advice.

General Vicinity Map
View Ridge Plaza, 220 Olympic Boulevard
Everett, Washington



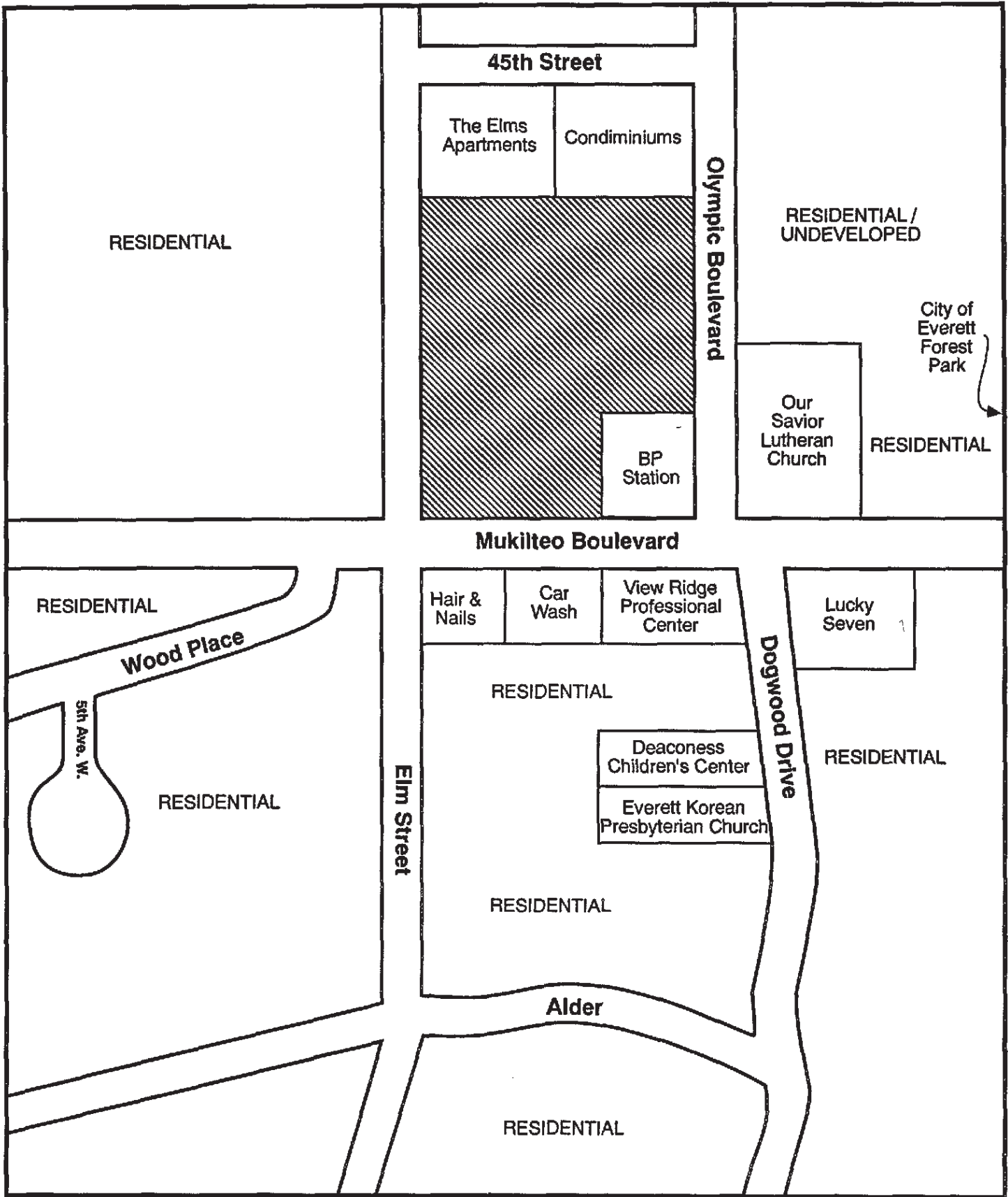
Scale: 1" = 2,000'

Source: U.S.G.S. Topographic Map
Everett, Washington

ENVIRONMENTAL PARTNERS INC



**Site Representation
View Ridge Plaza, 220 Olympic Boulevard
Everett, Washington**

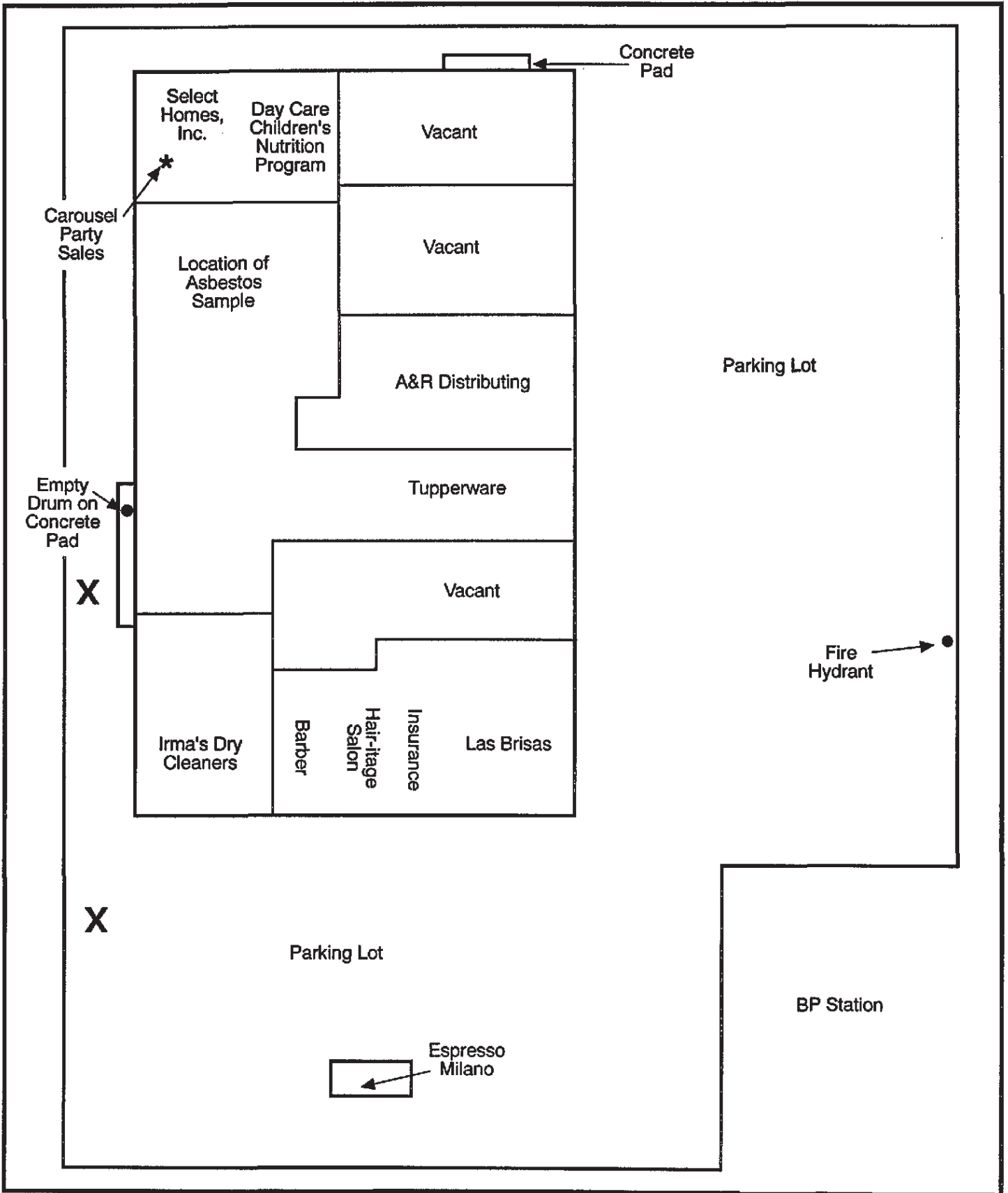


 Subject Property

Please Note: Not Drawn to Scale



Site Plan
View Ridge Plaza, 220 Olympic Boulevard
Everett, Washington

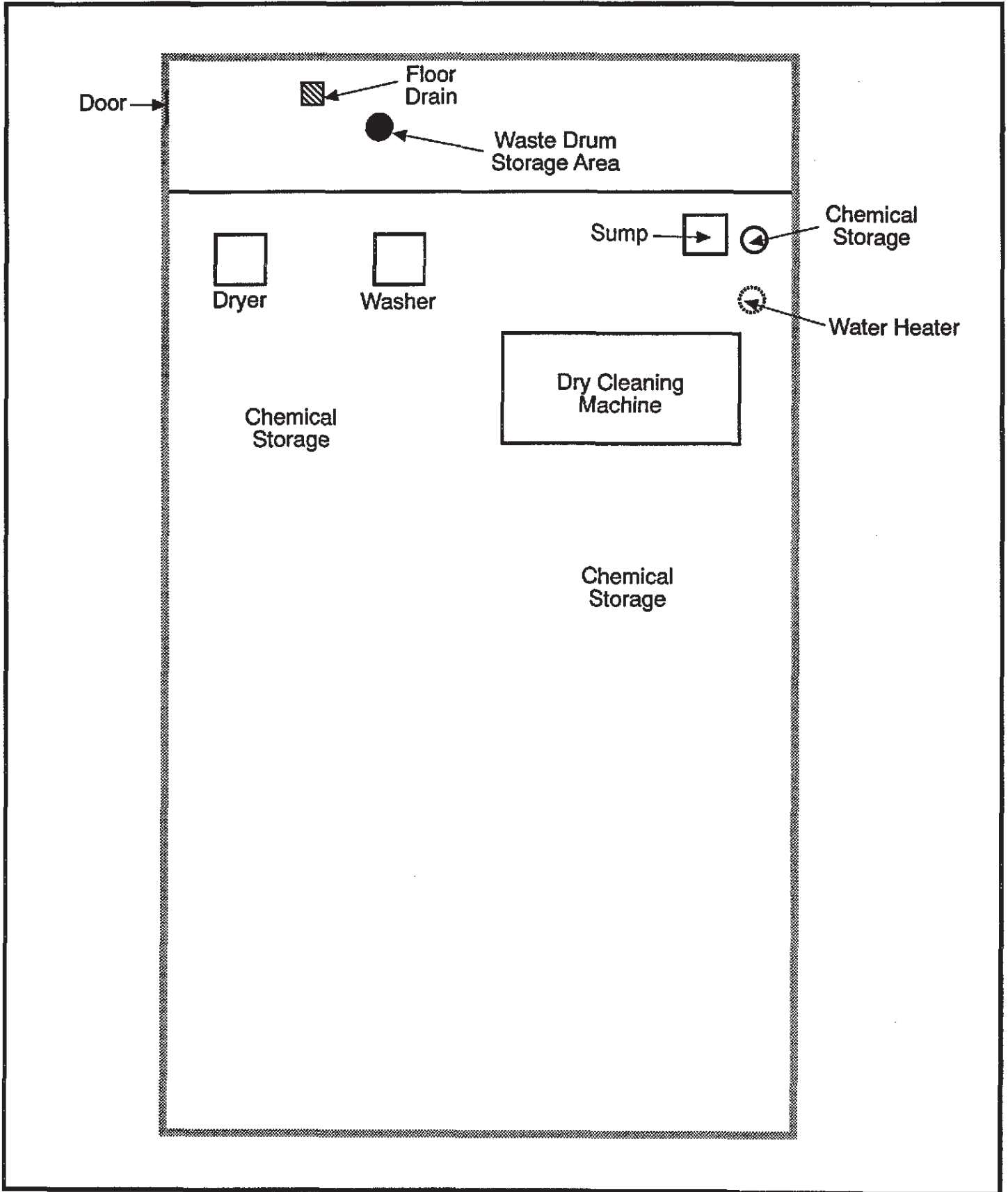


X Transformers

Please Note: Not Drawn to Scale



Irma's Dry Cleaners
View Ridge Plaza, 220 Olympic Boulevard
Everett, Washington



Please Note: Not Drawn to Scale






Photograph 1. A view of the subject property from the east.



Photograph 2. A view of the subject property from the south.

ENVIRONMENTAL PARTNERS INC




Photograph 3. A view of the espresso kiosk.



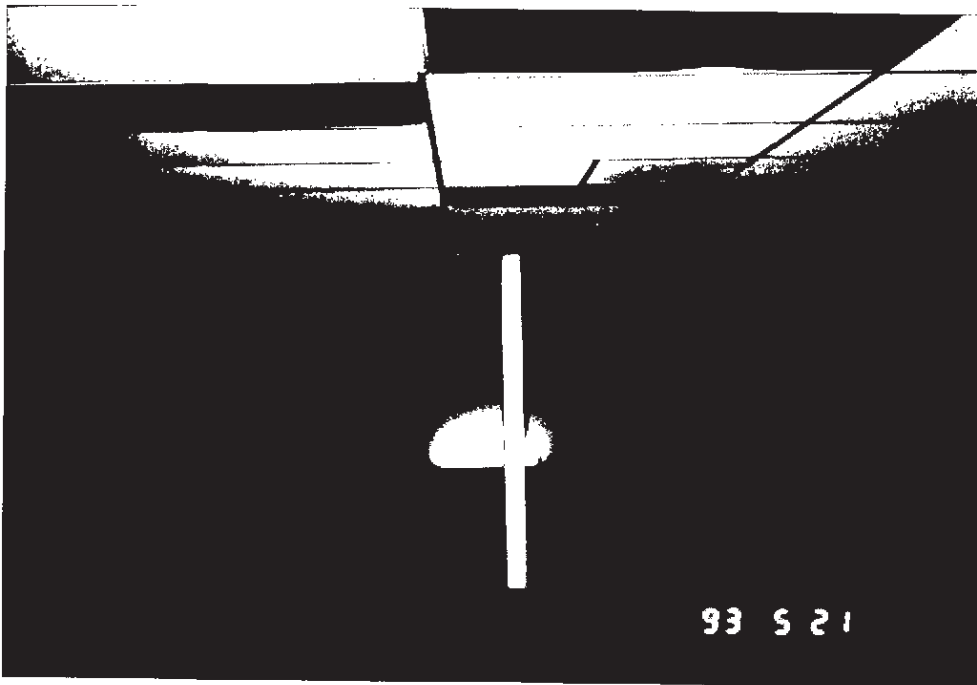
Photograph 4. A view of three pole-mounted transformers.

ENVIRONMENTAL PARTNERS INC


Printed on Recycled Paper



Photograph 5. A view of two pole-mounted transformers.



Photograph 6. A typical lease space.



Photograph 7. A typical lease space.



Photograph 8. A view of the condominiums and the Elms Apartments, north of the subject property.

ENVIRONMENTAL PARTNERS INC




Photograph 9. Our Savior Lutheran Church east of the subject property.




Photograph 10. The undeveloped area east of the subject property.

ENVIRONMENTAL PARTNERS INC




Photograph 11. The BP service station adjacent to the subject property.



Photograph 12. View Ridge Professional Center, Hair and Nails, and a car wash south of the subject property.



Photograph 13. Residential area west of the subject property.



Photograph 14. Chemical storage in Irma's Dry Cleaners.




Photograph 15. Chemical storage and a sump in Irma's Dry Cleaners.




Photograph 16. Hazardous waste storage behind the dry cleaners.

ENVIRONMENTAL PARTNERS INC



Photograph 17 The dry cleaning machine inside Irma's Dry Cleaners.




Photograph 18 Bathroom linoleum, which is a suspect ACM.

ENVIRONMENTAL PARTNERS INC



Photograph 19 Floor tile, which is a suspect ACM.



Photograph 20 Spray on ceiling material in Select Homes lease space found to be a non-ACM.

ENVIRONMENTAL PARTNERS INC

Printed on Recycled Paper

Attachment A

HAZCON Inc. HAZFAX Laboratory Data Sheet

Log # 9522

Client: Environmental Partners

ANALYZED BY Crystal Wright

Location: Viewridge Shopping Center

ON 05/25/93

RECEIVED ON 05/25/93

SAMPLE # YR-52193-1	SAMPLE LOCATION: Not Noted
SOURCE: Spray-on Ceiling	Reliability:
LAB#: 9522.1	

No Asbestos Detected		HOMOGENEOUS			
Asbestos	Asbestos %	non-asbestos fibers	% other fibers	nonfibrous components	nonfibrous %
		Cellulose	5	Paint Polyurethane Foam	3 92

Description: Off-white lumpy foamy material

Note:

Laboratory Data Sheet is for lab use and faxing only. The final report will follow in the mail.

Verified by: CW 5-20-93

Stratum Group

PO Box 2546, Bellingham, Washington 98227
Phone: (360) 714-9409

November 14, 2013

Patrick Marlatt
Everett Masonic Corporation
234 Olympic Boulevard
Everett, Washington

Re: Environmental Sampling Summary
View Ridge Plaza
234 Olympic Boulevard
Everett, Washington

Dear Mr. Marlatt:

Stratum Group conducted soil and groundwater sampling at the View Ridge Plaza site on October 24, 2013. The purpose of the sampling event was to determine if the property has been negatively impacted by:

- 76 Station (adjacent contaminated gasoline station)
- Use of the site as a dry cleaner since ~1970

76 Station Evaluation

Three groundwater monitoring wells were sampled in the southeast corner of the View Ridge Plaza property, around the adjacent 76 Station. A map of the property along with the groundwater monitoring well locations is attached (Figures 1 and 2). The wells were labeled MW-A, B, and C for this sampling event.

All three groundwater wells were tested for gasoline, benzene, toluene, ethylbenzene, xylenes and MTBE to determine if the petroleum contamination on the 76 Station site had migrated onto the subject property. No petroleum contamination was detected in the three monitoring wells.

Based upon our groundwater sampling around the 76 Station, contamination from the 76 Station has not migrated onto the subject property. No contamination was identified and therefore no further testing or evaluation is recommended.

Dry Cleaner Use Evaluation

Five borings were completed through the asphalt pavement around the southwestern exterior of the View Ridge Plaza building. The Olympic Cleaners currently operates a dry cleaning facility in the southwest corner of the building and our historic research on the property indicates that portion of the building has been utilized as a dry cleaning facility since approximately 1970.

A map of the boring locations is attached. Figure 3 shows the boring locations with the soil sampling information and Figure 4 shows the boring locations with the groundwater sampling

results.

The borings were completed up to 20 feet deep or until water was encountered. A total of six soil samples were collected from the borings at depths between 4 and 20 feet from Borings 1, 2, 3, and 4. The soil consisted of primarily compact silt or clay. Each sample was analyzed for a suite of halogenated volatile organic compounds, which includes dry cleaning solvent and its break down products. No dry cleaning solvents were detected in any of the soil samples, except from Boring 2. The concentration of tetrachloroethylene identified at 9-foot depth in Boring 2 exceeds the state cleanup standard for unrestricted land use. A summary of the soil sample results are provided in Table 1, below.

Table 1
Soil Sample Results
View Ridge Plaza – Dry Cleaner Area

GW
0.67

Sample Number	Sample Location and Depth	Volatile Organic Compounds Detected* (µg/kg)		
		Cis-1,2-Dichloroethene	Tetrachloroethylene	Trichloroethene
B1-4	Boring 1 (4-feet)	ND(<10)	ND(<10)	ND(<10)
B2-9	Boring 2 (9-feet)	14	630	14
B2-20	Boring 2 (20-feet)	ND(<10)	22	ND(<10)
B3-5	Boring 3 (5-feet)	ND(<10)	ND(<10)	ND(<10)
B3-15	Boring 3 (15-feet)	ND(<10)	ND(<10)	ND(<10)
B4-7	Boring 4 (7-feet)	ND(<10)	ND(<10)	ND(<10)
MTCA Method A Cleanup Standards		<i>Not available</i>	50	30

*a suite of ~44 compounds were analyzed, but only contaminants listed above were detected; ND= contaminant not detected at level indicated; shaded box indicates sample result exceeds the state cleanup standard for unrestricted land use

Three water samples were collected from the borings. Perched groundwater was found in a sandy zone within the soil at approximately 9-foot depth in three of the borings. Water samples were collected from Borings 1, 4, and 5. No water was collected from Borings 2 or 3 because no water was encountered.

Vinyl chloride was the only volatile organic compound detected in the water samples. The concentrations of vinyl chloride were detected at levels that exceed the state cleanup standards for unrestricted land use in all three water samples. The sample results are summarized in Table 2, below.

Table 2
Water Sample Results
View Ridge Plaza – Dry Cleaner Area

Sample Number	Volatile Organic Compounds Detected* (µg/kg)
	Vinyl Chloride
B1-W	0.67
B4-W	0.98
B5-W	0.28
<i>MTCA Method A Cleanup Standards</i>	0.2

*a suite of ~44 compounds were analyzed, but only contaminants listed above were detected; shaded box indicates sample result exceeds the state cleanup standard for unrestricted land use

CONCLUSIONS

Our soil and groundwater investigation identified impacts from dry cleaning solvent to the soil and groundwater of the site. One soil sample and all three water samples exceed the most stringent cleanup standards. Based upon our sampling results, the site is considered contaminated.

Tetrachloroethylene (also known as perc) and trichloroethene (known as TCE), identified in the soil of Boring 2, are common solvents. Vinyl chloride, identified in the water samples, is a common breakdown product of dry cleaning solvent. The water was identified as being contaminated to the south and west of the View Plaza retail mall building.

I am in the process of completing a full sampling report that will include site photographs, laboratory report, boring logs, and sampling details along with options for how to manage and/or characterize the extent of the contamination.

If you have any questions, please do not hesitate to contact us at (360) 714-9409.

Sincerely,
Stratum Group



Kim Ninnemann, B.S., L.G.
 Licensed Geologist




Figure 1. Aerial photograph of Site and Vicinity.




Figure 2. Groundwater sample locations around 76 Station.




Figure 3. View Ridge Plaza boring locations and soil sample results.




Figure 4. View Ridge Plaza boring locations with water sample results.


**ENVIRONMENTAL SITE ASSESSMENT:
PHASE II SOIL AND GROUNDWATER INVESTIGATION**

**VIEW RIDGE PLAZA
220 OLYMPIC BOULEVARD
SNOHOMISH COUNTY PARCEL 00606200004102
EVERETT, WASHINGTON**

For:

Everett Masonic Corporation
234 Olympic Boulevard
Everett, Washington

By:



PO Box 2546
Bellingham, WA 98227
(360) 714-9409

February 28, 2014

Stratum Group

PO Box 2546, Bellingham, Washington 98227
Phone: (360) 714-9409

February 28, 2014

Patrick Marlatt
Everett Masonic Corporation
234 Olympic Boulevard
Everett, Washington

Re: Phase II Soil and Groundwater Sampling Investigation
Environmental Site Assessment: Phase II Soil and Groundwater Investigation
View Ridge Plaza
220 Olympic Boulevard
Snohomish County Parcel 00606200004102
Everett, Washington

Dear Mr. Marlatt:

We herein present the results of the soil and groundwater sampling investigation completed at the View Ridge Plaza site in Everett, Washington. This investigation was conducted to evaluate the property for potential contamination associated with the site's current and historic use as a dry cleaner and for potential impacts from an adjacent gasoline station. The sampling took place on October 24, 2013.

To evaluate the potential contamination from the site's use as a dry cleaner, five borings were completed around the southwestern exterior of the View Ridge Plaza building where dry cleaning operations have taken place since approximately 1970. One of the six soil samples collected had a detection of tetrachloroethylene (a solvent used in dry cleaning) above the Model Toxics Control Act (MTCA) Method A cleanup level, but not above the Method B cleanup level. The Method A cleanup level for tetrachloroethylene is set for the protection of drinking water.

Three perched groundwater samples were collected from the borings. All three water samples had detections of vinyl chloride (a break down product of dry cleaning solvent) at concentrations that exceed the state cleanup standard for groundwater. No other volatile organic compounds were detected in the soil or groundwater that exceeded state cleanup standards.

Groundwater samples were collected from three wells, located down gradient of the adjacent gasoline station. No petroleum hydrocarbons were detected in the samples. Based upon our sampling, the subject property has not been impacted by the adjacent 76 Station and no further investigation is warranted to evaluate this potential contamination source.

Based upon these findings, the soil and perched groundwater have been impacted by dry cleaning solvents. Further investigation would be required to determine the impacts to groundwater and


assess the impact beneath the building area and establish appropriate cleanup standards for the site.

Should you have any questions concerning this Environmental Site Assessment, please do not hesitate to contact us at (360) 714-9409.

Sincerely,
Stratum Group

Kim Ninnemann

Kim Ninnemann, B.Sc., L.G.
Licensed Geologist



Dan McShane

Dan McShane, M.Sc., L.E.G.
Licensed Engineering Geologist



TABLE OF CONTENTS

1.0 EXECUTIVE SUMMARY	1
2.0 SITE DESCRIPTION	2
2.1 SITE LOCATION	2
2.2 SITE AND VICINITY GENERAL CHARACTERISTICS	2
2.3 PHYSICAL CHARACTERISTICS OF SITE	2
2.3.1 <i>Site Geology and Soils</i>	2
2.3.2 <i>Site Hydrology</i>	3
3.0 ENVIRONMENTAL HISTORY	3
3.1 SITE HISTORY	3
4.0 SAMPLING INVESTIGATION METHODOLOGY	5
4.1 SOIL AND GROUNDWATER CLEANUP STANDARDS	5
4.1.1 <i>Soil Sampling Methodology</i>	6
4.1.2 <i>Groundwater Sampling Methods</i>	7
4.2 LABORATORY QUALITY ASSURANCE	7
5.0 GROUNDWATER INVESTIGATION AROUND ADJACENT 76 STATION.....	8
5.1 GROUNDWATER SAMPLE LOCATIONS	8
5.1.1 <i>Groundwater Sample Descriptions</i>	8
5.1.2 <i>Groundwater Sample Results</i>	8
5.2 GROUNDWATER SAMPLE RESULTS DISCUSSION.....	9
6.0 SOIL AND GROUNDWATER INVESTIGATION IN DRY CLEANER AREA.....	9
6.1 SOIL AND GROUNDWATER SAMPLE LOCATIONS.....	9
6.1.1 <i>Soil Sample Descriptions</i>	10
6.1.2 <i>Soil Sample Results</i>	11
6.1.3 <i>Groundwater Sample Descriptions</i>	11
6.1.4 <i>Groundwater Sample Results</i>	12
6.2 DRY CLEANING AREA SAMPLE RESULTS DISCUSSION	13
7.0 CONCLUSIONS	13
8.0 RECOMMENDATIONS	14

LIST OF TABLES

Table 1 - Historic Site Occupants

Table 2 - Soil and Groundwater Cleanup Standards

Table 3 – Groundwater Sample Results from Monitoring Wells near adjacent 76 Station

Table 4 – Soil Sample Results from Dry Cleaning Area

Table 5 – Groundwater Sample Results from Dry Cleaning Area

APPENDIX I

Figure 1 - Vicinity Map

Figure 2 - Aerial Photograph of Site and Vicinity

Figure 3 – Sample Location Map

Figure 4 – Groundwater Monitoring Well Locations and Sampling Data

Figure 5 – Soil Sample Results from Dry Cleaning Area

Figure 6 – Groundwater Sample Results from Dry Cleaning Area

Figures 7 through 14 - Site Photographs

APPENDIX II

Historic Aerial Photographs (1947, 1955, 1965, 1974, 1984, 1995, 2002)

Utility Map for Property

Laboratory Reports for Soil & Groundwater Data

Boring Logs

1.0 EXECUTIVE SUMMARY

This Phase II Soil and Groundwater Investigation Report presents the results of soil and groundwater sampling from five push probe borings and three monitoring wells at View Ridge Plaza located at 220 Olympic Boulevard in Everett, Washington.

Our initial evaluation of the subject property identified two potential sources of contamination at the subject property that warranted further investigation:

- The adjacent 76 Station, a known contaminated leaking underground storage tank site located up gradient of the subject property
- Use of the subject property as a dry cleaner since approximately 1970

Groundwater samples were collected from three monitoring wells in the southeast corner of the View Ridge Plaza property, located down gradient of the adjacent 76 gasoline station. No petroleum hydrocarbons were detected in the three samples. Based upon our sampling, the 76 Station has not negatively impacted the subject property and no further investigation is warranted to evaluate this potential contamination source.

Our historic review indicates that the subject property has been commercially developed since 1959. Polk City Directories of Everett indicate that dry cleaning operations began at the site between 1967 and 1970.

To evaluate for potential contamination associated with the long term use of a dry cleaner on the site, five borings were completed around the southwestern portion of the View Ridge Plaza building. A total of six soil samples were collected from four of the boring locations. Dry cleaning solvents were detected in two of the samples collected from Boring 2. One sample, collected from a depth of 9 feet had a detection of tetrachloroethylene at 630 $\mu\text{g}/\text{kg}$, which exceeds the Model Toxic Control Act (MTCA) Method A cleanup standard of 50 $\mu\text{g}/\text{kg}$, but did not exceed the Method B cleanup standard for soil of 480,000 $\mu\text{g}/\text{kg}$. The Method A standard is for the protection of drinking water and hence is significantly more conservative than the Method B standard which does account for the potential drinking water impacts. A sample from a depth of 20 feet from the same boring had a detection of dry cleaning solvent, but below the Method A cleanup standard. Groundwater was encountered in three of the borings at a depth of approximately 9 feet. Vinyl chloride, a breakdown product of tetrachloroethylene, was the only contaminant detected in the water samples. The concentrations of vinyl chloride were detected between 0.28 and 0.98 $\mu\text{g}/\text{L}$, which exceed the Method A state cleanup standard for groundwater of 0.2 $\mu\text{g}/\text{L}$.

Based upon the sampling results from this investigation, the soil and perched groundwater have been impacted by the by dry cleaning associated solvents at levels that exceed cleanup standards. To comply with state law, we recommend that the contamination on the site be reported to Department of Ecology. Reporting of the site to Department of Ecology would place the site on the Confirmed and Suspected Contaminated Sites list.

2.0 SITE DESCRIPTION

2.1 Site Location

The subject property is located at 220 Olympic Boulevard within the city limits of Everett, Washington. The site is comprised of one irregularly shaped tax parcel that is bound by a 76 gasoline station and Olympic Boulevard to the east, West Mukilteo Boulevard to the south, and Elm Street to the west. The site is located within the northeast quarter of Section 36 Township 29 North, Range 4 East of the Willamette Meridian. The location of the subject property is presented in Figure 1 in Appendix I.

2.2 Site and Vicinity General Characteristics

The property is 1.89 acres in size and is developed with a multi-tenant retail building, an espresso stand, and a building utilized as a produce stand. The retail building is currently utilized by the Masonic Corporation meeting rooms and offices, the Head Start commercial kitchen, an insurance office, a beauty shop, and the Olympic Dry Cleaners. The remainder of the site is paved with asphalt and is utilized for parking and/or access.

Land use in the vicinity of the properties is a mix of commercial properties, single family residential and multi-family residential properties.

The site is located on northwest sloping topography that slopes towards Pigeon Creek.

An aerial photograph of the sites and vicinity is provided in Figure 2 of Appendix I.

2.3 Physical Characteristics of Site

2.3.1 Site Geology and Soils

The following descriptions of the surficial deposits in the vicinity of the subject property were interpreted from the *Geologic Map of the Everett 7.5 Minute Quadrangle, Snohomish County, Washington* (Minard, 1985). Minard (1985) maps the property as primarily being covered by glacial till. The glacial till was deposited directly by glaciers during the Vashon stade of the Fraser Glaciation, the last glacial period approximately 14,000 to 16,000 years ago. The deposit consists of non-sorted and non-stratified clay, silt, sand, and gravel with some boulders. The till is generally very compact due to the overriding glaciers. Advanced glacial outwash is mapped along the southern boundary of the site and beneath West Mukilteo Boulevard. The material consists of unconsolidated sand with pebbles and cobbles that were deposited as the glaciers were moving southward into the region.

The *Soil Survey of Snohomish County* (USDA, online version 2013), describes the soils on the property as Alderwood – Urban Land complex with 2 to 8 percent slopes. The Soil Survey indicates that the Alderwood soil forms on till plains within basal till materials. The soil is

somewhat moderately well drained with a very low to moderately low ability to transmit water. The Alderwood soil profile consists of gravelly or very gravelly ashy sandy loam soil for the top 35 inches, which is underlain by gravelly sandy loam to depths of at least 60 inches. Urban land is mapped on the soil survey where the soil identification is obscured by roads, parking lots, and buildings.

Our observations indicate that the site is underlain by approximately 2 to 3 feet of sandy gravel fill material that is underlain by compact silt or clay to depths of 20 feet. Some of the borings had sandy silt or silty sand layers above the compact the clay. Thin layers of sand were present in some of the borings at 6 to 9 feet depths. The subsurface soils are described in the borings logs provided in Appendix II.

2.3.2 Site Hydrology

Groundwater was encountered in three of the five borings near the west-central portion of the property at depths of 6 to 9 feet. No water was encountered in the other two borings at the site. Based upon the lack of water in two of the borings to depths of 20 feet and the limited amount of water produced from the water bearing layers where water was encountered, the water encountered is likely isolated perched groundwater and not reflective of the overall groundwater in the vicinity of the dry cleaning area which we postulate is considerably deeper.

The depth to water in the three monitoring wells in the southeastern portion of the property varied between approximately 4.5 and 10 feet below the ground surface. No surveys were available to calculate the groundwater flow direction during this study.

Shallow groundwater flow typically follows the local topography. Based upon the local topography, shallow groundwater likely flows to the north-northwest through the subject property; however, groundwater flow may be westward along the southern property boundary.

3.0 ENVIRONMENTAL HISTORY

No other environmental reports were available for review regarding the soil or groundwater quality for the subject property. Documents associated with the adjacent 76 gasoline station are likely available through Department of Ecology; however, these files were not reviewed for this report.

3.1 Site History

A historic review was conducted on the subject property and adjacent properties to evaluate their previous uses. Historic aerial photographs and Polk City Directories were used to evaluate the site historic uses of the sites. Copies of the historic aerial photographs of the sites from 1947, 1955, 1965, 1974, 1984, 1995 and 2002 are provided in Appendix II.

The site was partially forested and partially cleared and dirt covered in 1947. The site was cleared of vegetation by 1955 in preparation for development. A commercial building was developed in the northwestern portion of the site in 1959. The remainder of the property was utilized for parking

by 1965. Two additional buildings were constructed on the southern end of the site, as an espresso stand and a produce stand, by 2002.

Polk City Directories of Bellingham were used to identify the business occupants of the subject property. Our historic review indicates that the site has utilized numerous addresses due to its use by numerous businesses. The site's addresses have included 216, 220, 230, 232, and 234 Olympic Boulevard as well as 311, 313, 315, 317, and 319 Mukilteo Boulevard in Everett, Washington. A description of site occupants, based upon our review of Polk City Directories is presented below; however the list of businesses is not complete.

TABLE 1
Historic Site Occupants

Year	Business Occupants	Address	Business Type
1957	No listings		
1960	No listings		
1961	View Ridge Thriftway	220 Olympic Blvd	Grocery store
1966	Haggens	220 Olympic Blvd	Grocery store
	View Ridge Thriftway	220 Olympic Blvd	Grocery store
1970	View Ridge Styling Salon	311 Mukilteo Blvd	Hair salon
	View Ridge Barber	313 Mukilteo Blvd	Barber shop
	Lane's Real Estate Co.	315 Mukilteo Blvd	Office
	Jiffy Cleaners	317 Mukilteo Blvd	Dry cleaners
1972	View Ridge Plaza	216 Olympic Blvd	Retail mall
	Haggen Food Center	220 Olympic Blvd	Grocery store
1975	Irma Cleaners	217 Mukilteo Blvd	Dry cleaners
1979	View Ridge Plaza Shopping Center	216 Olympic Blvd.	Retail mall
	View Ridge Plaza Gift Shop	216 Olympic Blvd.	Retail sales
	Tuperware Home Parties	220 Olympic Blvd	Meeting room/office
	Campfire Girls Council	230 Olympic Blvd	Meeting room/office
1984/85	View Ridge Plaza Shopping Center	216 Olympic Blvd.	Retail mall
	Cascade Home Parties	220 Olympic Blvd	Meeting room/office
	Campfire Girls Council	230 Olympic Blvd	Meeting room/office
	Vacant	232 Olympic Blvd	
	Snohomish Co. Family Counseling	234 Olympic Blvd	Office
	Irma Cleaners	317 Mukilteo Blvd	Dry cleaner

TABLE 1 Continued
Historic Site Occupants

Year	Business Occupants	Address	Business Type
1988	View Ridge Plaza Shopping Center	216 Olympic Blvd.	Retail mall
	Carousel Party Sales	220 Olympic Blvd	Meeting room/office
	Campfire Girls Council	230 Olympic Blvd	Meeting room/office
	View Ridge Video	232 Olympic Blvd	Video sales/rental
	Central Christian Church	234 Olympic Blvd	Office
	Irma Cleaners	317 Mukilteo Blvd	Dry cleaner
1998	Crossroads Pharmacy	216 Olympic Blvd.	Drug store
	Barcott Video Adventures	218 Olympic Blvd	Video rental/sales
	Tupperware Sales	220 Olympic Blvd	Retail sales/meeting room
	A & R Distributing – Household Appliance Center	230 Olympic Blvd	Appliance warehouse
	Beauty shop	311 Mukilteo Blvd	Beauty salon
	Cutters on Boulevard	313 Mukilteo Blvd	Barber shop
2004	Puget Sound	218 Olympic Blvd	unclear
	Masonic Center	234 Olympic Blvd	Meeting rooms
	Cutters on Boulevard	313 Mukilteo Blvd	Barber shop
	Irma Cleaners	317 Mukilteo Blvd	Dry cleaner
	Espresso Milano	319 Mukilteo Blvd	Espresso stand

Based on our historic review, a dry cleaner has operated at 317 Mukilteo Boulevard in the southwestern corner of the retail building since at least 1970. The site has been known as Jiffy Cleaners, Irma Cleaners and Olympic Dry Cleaners. No other businesses were identified that are suspected to be a potential contamination source.

4.0 SAMPLING INVESTIGATION METHODOLOGY

Soil and groundwater samples were collected from the site on October 24, 2013. ESN Northwest of Olympia, Washington used a truck mounted direct-push sampler to conduct the borings. Applied Professional Services conducted a private locate to identify underground water and electric line locations on the sites prior to drilling activity. Soil and groundwater samples were collected from the boring locations and three groundwater monitoring wells.

4.1 Soil and Groundwater Cleanup Standards

All soil and groundwater samples collected from the subject properties were compared to state cleanup standards to determine the risk posed to human health and/or the environment. The Washington Model Toxics Control Act Method A soil cleanup levels for unrestricted land use (WAC 173-340) provides a table of cleanup levels for a select group of common contaminants.

Method A standards for tetrachloroethylene and trichloroethene (solvents that may be associated with dry cleaning) are established to be protective of drinking water. The Method B cleanup level for these same solvents only considers soil exposure risk and is not as restrictive.

Soil and groundwater samples from the former dry cleaner area at 220 Olympic Boulevard were analyzed for halogenated volatile organics as suite of 44 volatile organic compounds.

The cleanup standards for soil and groundwater, along with the method used by the laboratory to evaluate each contaminant, are presented in Table 2, below. Please note that only the volatile organic compounds that were detected in the samples are listed in the table below.

TABLE 2.
 Soil and Groundwater Cleanup Standards

Analytes		Laboratory Analysis Method	Soil Cleanup Method A (mg/kg)	Soil Cleanup Method B (mg/kg)	Groundwater Cleanup Standards (µg/L)
Petroleum	Gasoline	NWTPH-GX	Not tested		1,000
	Benzene	EPA 8021	Not tested		5
	Toluene		Not tested		1,000
	Ethylbenzene		Not tested		700
	Xylenes		Not tested		1,000
	MTBE		Not tested		20
Volatile Organics	Cis-1,2-Dichloroethene	EPA 8260	--	--	--
	Trichloroethene		0.3	12	5
	Tetrachloroethylene		0.05	480	5/21
	Vinyl Chloride		--	0.67	0.2

The cleanup standard for vinyl chloride in soil is based upon a calculation using EPA's reassessment of vinyl chloride toxicity.

4.1.1 Soil Sampling Methodology

Soil samples were collected via direct-push drilling techniques. The soil was continuously recovered in five-foot long, single-use plastic tubes. The soil within the sampling tubes was field screened for odor, hydrocarbon sheen, and soil discoloration at each sample location. The soil samples collected for analyses were collected using a stainless steel spoon that was cleaned with Alconox and triple rinsed between each use.

Samples collected for analyses where field screening indicated the potential presence of contamination. If no contamination was indicated through field screening, the sample was collected where contamination would be most likely, i.e. near interface of soil changes, near changes of soil wetness, or in shallow soils where dry cleaning solvent may have been dumped or spilled.

Soil samples were placed into labeled, laboratory supplied containers. One four-ounce glass jar with a Teflon lined lid was filled from each sample location. In addition, 10 grams of soil were placed into three 40 mL VOA containers. One VOA contained a pre-weighed amount of

methanol preservative and two containers had stir bars. The soil was measured using a single-use syringe tube sampler. One to two soil samples were collected from four of the borings. Samples were placed into an ice-chilled cooler immediately after sampling. The samples were delivered to ALS Laboratory Group in Everett, Washington by Stratum Group on October 24, 2013.

Soils recovered from the borings were placed in 16-gallon metal drums for temporary storage until sample results return and proper disposal can be determined.

4.1.2 Groundwater Sampling Methods

Following collection of the soil samples, a slotted stainless steel or PVC pipe was temporarily set in the bore hole to allow groundwater to be collected. The screen on the pipe was four feet long. Disposal plastic tubing was placed in the boring and water was purged until clear, if possible, using a low flow peristaltic water pump.

Water samples were placed into labeled, laboratory supplied containers. Water was collected into two 40 mL VOAs with hydrochloric acid preservative.

Samples were immediately placed into an ice-chilled cooler for storage. The samples were delivered to ALS Laboratory Group in Everett, Washington by Stratum Group on October 24, 2013.

Purged groundwater and equipment wash were placed in 16-gallon metal drums for temporary storage until sample results return and proper disposal can be determined.

4.2 Laboratory Quality Assurance

ALS Laboratory of Everett, Washington was responsible for completion of the analytical assessment of the soil and groundwater samples. The laboratory is accredited with the Department of Ecology (accreditation number C601). The laboratory reporting limits were all below the cleanup standards, which indicates that the non-detect results all below the cleanup standards.

The following quality assurance procedures were completed by the laboratory: surrogate recovery, method blank, and laboratory blank and blank spike duplicates. The recovery values for all the quality assurance procedures were within the appropriate recovery ranges for all the samples. The soil and groundwater samples were within the appropriate recovery ranges and no abnormalities or non-conformances were observed during the analyses, except for surrogate recoveries from Sample B3-5 and B3-13, which were outside of the control limits due to matrix effects.

The laboratory quality control meets our evaluation and does not affect our ability to interpret the sample results for this report.

5.0 Groundwater Investigation around Adjacent 76 Station

5.1 Groundwater Sample Locations

Groundwater samples were collected from three permanent monitoring wells, located in the southeastern portion of the subject property. The monitoring wells were installed on the subject property as part of the site characterization completed for the 76 Station, to identify potential off-site contaminant migration. No previous environmental reports were available for review at the time of our assessment so groundwater samples were collected from the monitoring wells. The wells were named MW-A, MW-B, and MW-C for this report. The general location description and latitude-longitude (Google Earth) of each monitoring well is described below:

MW-A: Along north-central property boundary of 76 Station, north of 76 Station underground tanks
(47°57'26.10"N, 122°13'55.10"W)

MW-B: West of northwest corner of 76 Station, west of underground tanks
(47°57'25.96"N, 122°13'56.74"W)

MW-C: West of southwestern portion of 76 Station, west of fuel pump islands
(47°57'25.27"N, 122°13'56.76"W)

The locations of the monitoring wells are presented in Figure 3.

5.1.1 Groundwater Sample Descriptions

One groundwater sample was collected from each of the monitoring wells.

Approximately two gallons of water was purged from each well prior to sampling. The purge water was clear. Dedicated tubing was located in each well, in association with sampling by consultants for the 76 Station; however, disposable tubing was used for our testing. The depth to groundwater was 4.53 feet in MW-A, 8.65 feet in MW-B, and 10.35 feet in MW-C. The purge water from each sample location was field tested for odors and hydrocarbon sheens. No hydrocarbon sheen or odors were detected on any of the collected purge water.

5.1.2 Groundwater Sample Results

Samples were analyzed by ALS Laboratory Group in Everett, Washington for gasoline, benzene, toluene, ethylbenzene, xylenes (BTEX), and MTBE. A complete analytical laboratory report and chain-of-custody are presented in Appendix II.

The groundwater sample results are presented in Figure 4. A summary of the sample results are presented in Table 3.

TABLE 3

Groundwater Sample Results
 View Ridge Plaza - Near Adjacent Gasoline Station

Sample ID	Concentration of Contaminants in µg/L					
	Gasoline	Benzene	Toluene	Ethylbenzene	Xylenes	MTBE
MW-A	ND<50	ND<1.0	ND<1.0	ND<1.0	ND<3.0	ND<3.0
MW-B	ND<50	ND<1.0	ND<1.0	ND<1.0	ND<3.0	ND<3.0
MW-C	ND<50	ND<1.0	ND<1.0	ND<1.0	ND<3.0	ND<3.0
<i>MTCA Method A Groundwater Cleanup Standard (µg/L)</i>	<i>800/1,000</i>	<i>5</i>	<i>1,000</i>	<i>700</i>	<i>1,000</i>	<i>20</i>

*gasoline cleanup standard is 800 µg/L if benzene is present and 1,000 µg/L if benzene is not present; ND = analyte not detected at levels indicated

5.2 Groundwater Sample Results Discussion

All groundwater samples from the north and west sides of the 76 Station were non-detect for all analytes. Based upon the lack of petroleum identified in the groundwater samples, in down gradient locations from the 76 Station underground storage tanks and fuel pump islands, it is our opinion that the 76 Station has not negatively impacted the subject property.

6.0 Soil and Groundwater Investigation in Dry Cleaner Area

6.1 Soil and Groundwater Sample Locations

Five borings were located around the southwestern corner of the retail mall building on the subject property to evaluate the potential impacts from the long term use of the southwestern unit of the building as a dry cleaner. The locations of the borings were impacted by the presence of significant underground utilities along the west side of the building including a sewer main, former water line, and drain lines as well as overhead electric lines. The locations of the borings are presented in Figure 3.

Borings were completed in the following locations:

Boring 1: 22' west of the southwest corner of the retail mall building
 (47°57'26.75"N, 122°13'58.76"W)

Boring 2: 10' west of the retail mall building and southwest of the back door of the dry cleaning facility (47°57'27.01"N, 122°13'58.59"W)

Boring 3: 73' north and 20' west of the SW corner of retail mall building

(47°57'27.33"N, 122°13'58.74"W)

Boring 4: 20' south of the SW corner of the retail mall building
(47°57'26.40"N, 122°13'58.42"W)

Boring 5: 61' north and 25' west of the SW corner of the retail mall building
(47°57'27.20"N, 122°13'58.81"W)

6.1.1 Soil Sample Descriptions

Soil samples were collected from four of the five direct push borings: Borings 1 through 4. Boring 5 was completed in an attempt to collect one additional groundwater sample. All borings were completed on October 24, 2013. The locations of the borings are indicated on Figure 3. Boring logs for each boring location are provided in Appendix II. A total of six soil samples were collected and submitted to the laboratory.

Boring 1 was located to the west of the southwestern corner of the retail mall building, in a potentially down gradient position from the dry cleaning activities. Boring 1 was completed to a depth of 15 feet. A sample was collected from 4 feet depth (Sample B1-4) and 7 feet depth (Sample B1-7). Sample B1-4 was chosen for analysis due to an unknown organic-type odor in the soil. The soil consisted of grey-brown damp silt with minor sand and some wood. Sample B1-7 was collected at the top of a dense clay layer and consisted of grey, moist to wet well sorted sand. No odor was detected in soils around Sample B1-7. Groundwater was encountered at approximately 7 feet.

Boring 2 was located southwest of the back door to the dry cleaning operation, west of the building. Boring 2 was completed to a depth of 20 feet. A sample was collected from 9 feet depth (Sample B2-9) and 20 feet depth (Sample B2-20). Sample B2-9 consisted of tan wet fine sand with silt. The sample was collected within a 4" layer of sand that was located between dense compact silt and clay. Sample B2-20 was collected within very dense, dry grey clay. Water was present within 4" of sand at approximately 9' depth, but we were unable to draw enough water to sample, so boring was continued to depth of 20'. No obvious indicators of contamination were observed during field testing and observations. Attempts were made to collect water, but wet soils were too muddy to be purged or sampled.

Boring 3 was located along the northwest of the dry cleaning operations. Boring 3 was completed to 20 feet depth, where drill rig hit refusal. Soil samples were collected from 5' (Sample B3-5) and 13' depth (Sample B3-13). Sample B3-5 consisted of dark grey moist silty sand with a slight organic odor. Sample B3-13 consisted of damp tan-grey silt located just beneath a 4" layer of wet grey sand. No obvious indicators of contamination were observed during field tests. No groundwater was encountered.

Boring 4 was located south of the southwest corner of the retail mall building. A soil sample was collected for analyses at a depth of 7' (Sample B4-7). Sample B4-7 was collected within moist to wet soft grey clay with minor sand. No obvious indicators of contamination were observed

during field tests. Groundwater was encountered at 9 feet depth. Boring was completed to a depth of 10 feet.

Boring 5 was completed west of the back door to the dry cleaning facility. The purpose of the boring was to collect a water sample. No soil samples were collected. Groundwater was encountered at 9 feet depth. Boring was completed to a depth of 10 feet.

6.1.2 Soil Sample Results

A total of six soil samples were analyzed by ALS Laboratory Group in Everett, Washington for halogenated volatile organics, which includes dry cleaning solvents and their breakdown products. A complete analytical laboratory report and chain-of-custody are presented in Appendix II.

The soil sample results are presented in Figure 5. A summary of the sample results are presented in Table 4.

TABLE 4
 Soil Sample Results
 View Ridge Plaza – Dry Cleaner Area

Sample Number	Sample Location and Depth	Volatile Organic Compounds Detected* (mg /kg)		
		Cis-1,2-Dichloroethene	Tetrachloroethylene	Trichloroethene
B1-4	Boring 1 (4-feet)	ND(<0.010)	ND(<0.010)	ND(<0.010)
B2-9	Boring 2 (9-feet)	0.014	0.630	0.014
B2-20	Boring 2 (20-feet)	ND(<0.010)	0.022	ND(<0.010)
B3-5	Boring 3 (5-feet)	ND(<0.010)	ND(<0.010)	ND(<0.010)
B3-15	Boring 3 (15-feet)	ND(<0.010)	ND(<0.010)	ND(<0.010)
B4-7	Boring 4 (7-feet)	ND(<0.010)	ND(<0.010)	ND(<0.010)
MTCA Method A Cleanup Standards		Not available	0.05	0.03
MTCA Method B Cleanup Standards		Not available	480	12

*a suite of ~44 compounds were analyzed, but only contaminants listed above were detected; ND= contaminant not detected at level indicated; shaded box indicates sample result exceeds the state cleanup standard for unrestricted land use

6.1.3 Groundwater Sample Descriptions

One groundwater sample was collected from borings where water was encountered. Three groundwater samples were collected from the borings. Samples were collected from Boring 1, 4, and 5.

Water was encountered in Boring 1 between 6 and 7 feet. The boring was screened between 4 and 9 feet depth. Purge water was turbid with greenish grey fines. Sample B1-W had a slight grey color due to fine sand in the sample.

Water was encountered in Boring 4 at a depth of 9 feet. The water bearing layer had a very low recharge and so very little water was purged prior to sampling. Sample B4-W contained fine sand due to turbidity.

Water was encountered in Boring 5 at a depth of 9 feet. The water bearing layer was very turbid initially, but cleared up quickly. The water bearing layer ran dry during if purged too quickly. Sample B5-W had a low turbidity.

No obvious indicators of contamination were identified during the groundwater sampling, based upon field indicators.

Wet sandy layers were identified in Borings 2 and 3, but not enough water was present in the layers to purge or sample.

6.1.4 Groundwater Sample Results

Three groundwater samples were analyzed by ALS Laboratory Group in Everett, Washington for halogenated volatile organic compounds. A complete analytical laboratory report and chain-of-custody are presented in Appendix II.

The groundwater sample results are presented in Figure 6. A summary of the sample results are presented in Table 5. Only the contaminants identified in the samples are presented in Table 5.

TABLE 5
 Water Sample Results
 View Ridge Plaza – Dry Cleaner Area

Sample Number	Volatile Organic Compounds Detected* (µg/L)
	Vinyl Chloride
B1-W	0.67
B4-W	0.98
B5-W	0.28
<i>MTCA Method A Cleanup Standards</i>	0.2

*a suite of ~44 compounds were analyzed, but only contaminants listed above were detected; shaded box indicates sample result exceeds the state cleanup standard for unrestricted land use

6.2 Dry Cleaning Area Sample Results Discussion

All soil samples analyzed from the dry cleaning area were non-detect or had detections below the state cleanup standards for unrestricted land use, except for Sample B2-9. Boring B-2 was located southwest of the back door of the dry cleaner and west of the dry cleaning equipment in the building. Sample B2-9 was collected at a depth of 9 feet. The sample had a detection of tetrachloroethylene at 0.663 mg/kg, which exceeds the Method A cleanup standard of 0.05 mg/kg, but does not exceed the Method B cleanup standard of 480 mg/kg. A sample collected from 20 feet depth in the same boring had a detection of tetrachloroethylene at 0.022 mg/kg, which is below Method A cleanup standard. Based upon the non-detect samples collected from Borings 1, 3 and 4, the extent of soil contamination around the exterior of the building seems to be limited.

Water samples from Borings 1, 4 and 5 had detections of vinyl chloride that exceed the groundwater cleanup standard. The concentrations of vinyl chloride ranged from 0.28 to 0.96 µg/L, which exceeds the cleanup standard of 0.2 µg/L.

7.0 CONCLUSIONS

Soil and groundwater sampling was completed at the View Ridge Plaza to evaluate for potential contamination from a adjacent contaminated gasoline station and the site's use as a dry cleaner since approximately 1970.

No petroleum contamination was identified in the groundwater of the site in three monitoring wells located down gradient of the adjacent 76 gasoline station. Based upon these results, it is our opinion that the 76 Station has not negatively impacted the subject property.

To evaluate the potential impacts from the dry cleaning operations, five borings were completed

around the southwest corner of the View Ridge Plaza retail building. A total of six soil samples and three water samples were and were analyzed for halogenated volatile organic compounds, which include both dry cleaning solvents and their breakdown products. One soil sample had a detection for tetrachloroethylene, a dry cleaning solvent, at a concentration that exceeds the Method A cleanup standard but meets the Method B cleanup standard. The Method A standard has been established for the protection of drinking water. All three water samples exceeded the state cleanup standards for vinyl chloride, a break down product of dry cleaning solvent.

Based upon our sampling, a limited area of soil and groundwater has been impacted by dry cleaning solvent such that cleanup standards for unrestricted land use are exceeded and therefore the site is considered contaminated. The concentrations of contaminants indicate an old limited release of dry cleaning solvents at the site; however, no specific source of contamination was identified.

8.0 RECOMMENDATIONS

The MTCA cleanup regulation (WAC 173-340-300) requires that any owner or operator that has knowledge that a hazardous substance has been released to the environment at their facility and where the release may be a threat to human health or the environment, report the release to Ecology within ninety days of discovery. Reporting of these properties to Department of Ecology would place the properties on the Confirmed and Suspected Contaminated Sites List. The determination of whether the release may be a threat or potential threat to human health or the environment is based upon professional judgment. It is our opinion that the identified solvents in soil and isolated perched groundwater at the site do not currently pose a risk to human health or the environment. However, future excavations at the site could cause soil and groundwater contacts that could pose a risk to human health or the environment.

Being listed as a contaminated site does not require cleanup, but would serve as notice that contaminated soils or groundwater are present. Removal of the sites from the contaminated sites list typically requires documentation of the cleanup activity with confirmation sampling to be reviewed by Department of Ecology, typically through the Voluntary Cleanup Program.

Our investigation compared the sample results to the strictest cleanup standards as an initial evaluation tool. We recommend that further evaluation be conducted at the site to determine the extent of contamination and to identify if less stringent cleanup standards could be used for the site.

We recommend that the further investigation include an evaluation of the location and depths of drinking water wells in the vicinity (if any), collection of samples from deeper, non-perched continuous groundwater, and sampling to determine if contamination is present beneath the building or under adjacent properties to the west. Additional information would be used to develop a cleanup and/or monitoring plan.

APPENDIX I

Figure 1 - Vicinity Map

Figure 2 - Aerial Photograph of Site and Vicinity

Figure 3 – Sample Location Map

Figure 4 – Groundwater Monitoring Well Locations and Sampling Data

Figure 5 – Soil Sample Results from Dry Cleaning Area

Figure 6 – Groundwater Sample Results from Dry Cleaning Area

Figures 7 through 14 - Site Photographs

Figure 1 - Site Vicinity Map


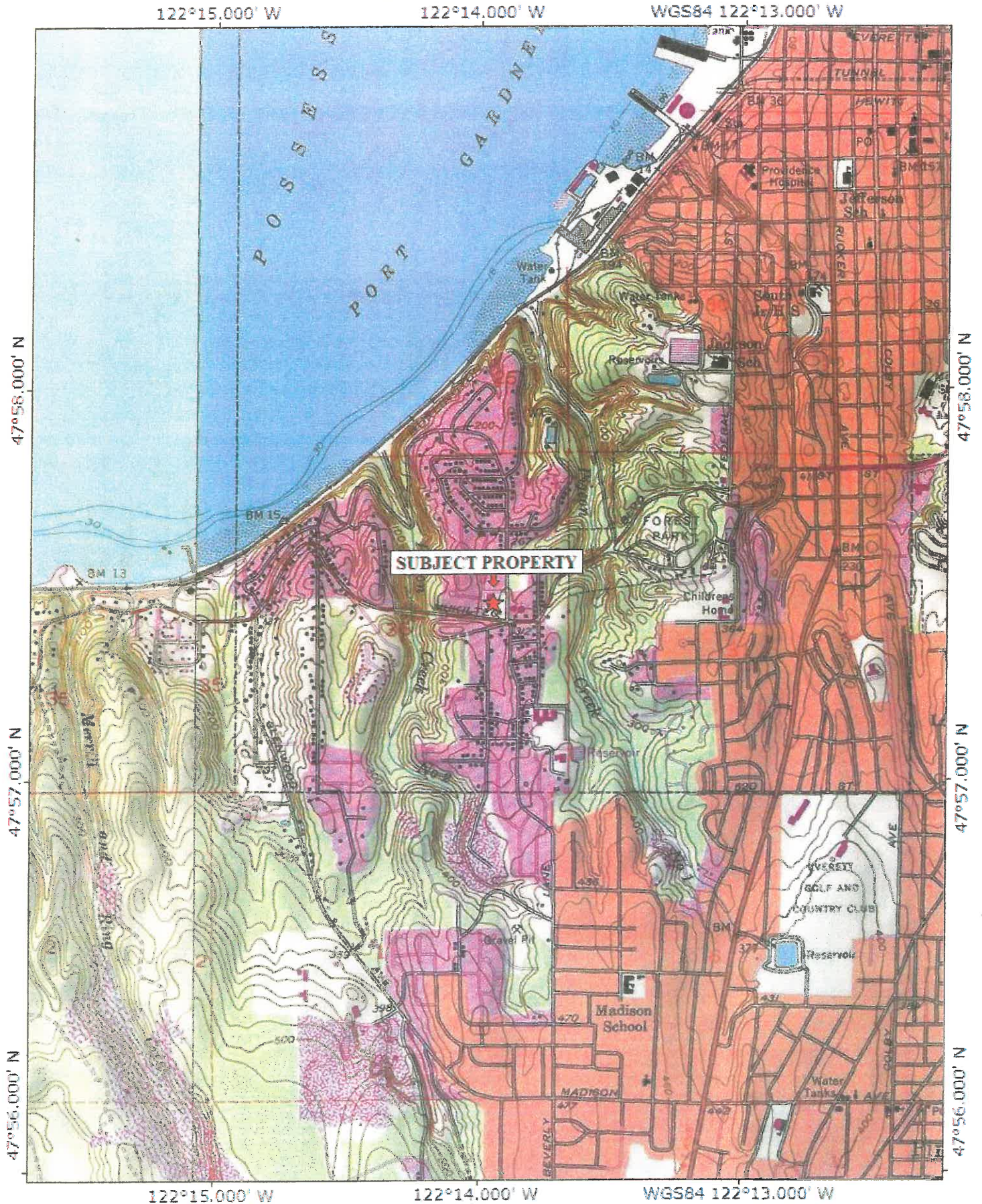




Figure 2. Aerial photograph of Site and Vicinity.

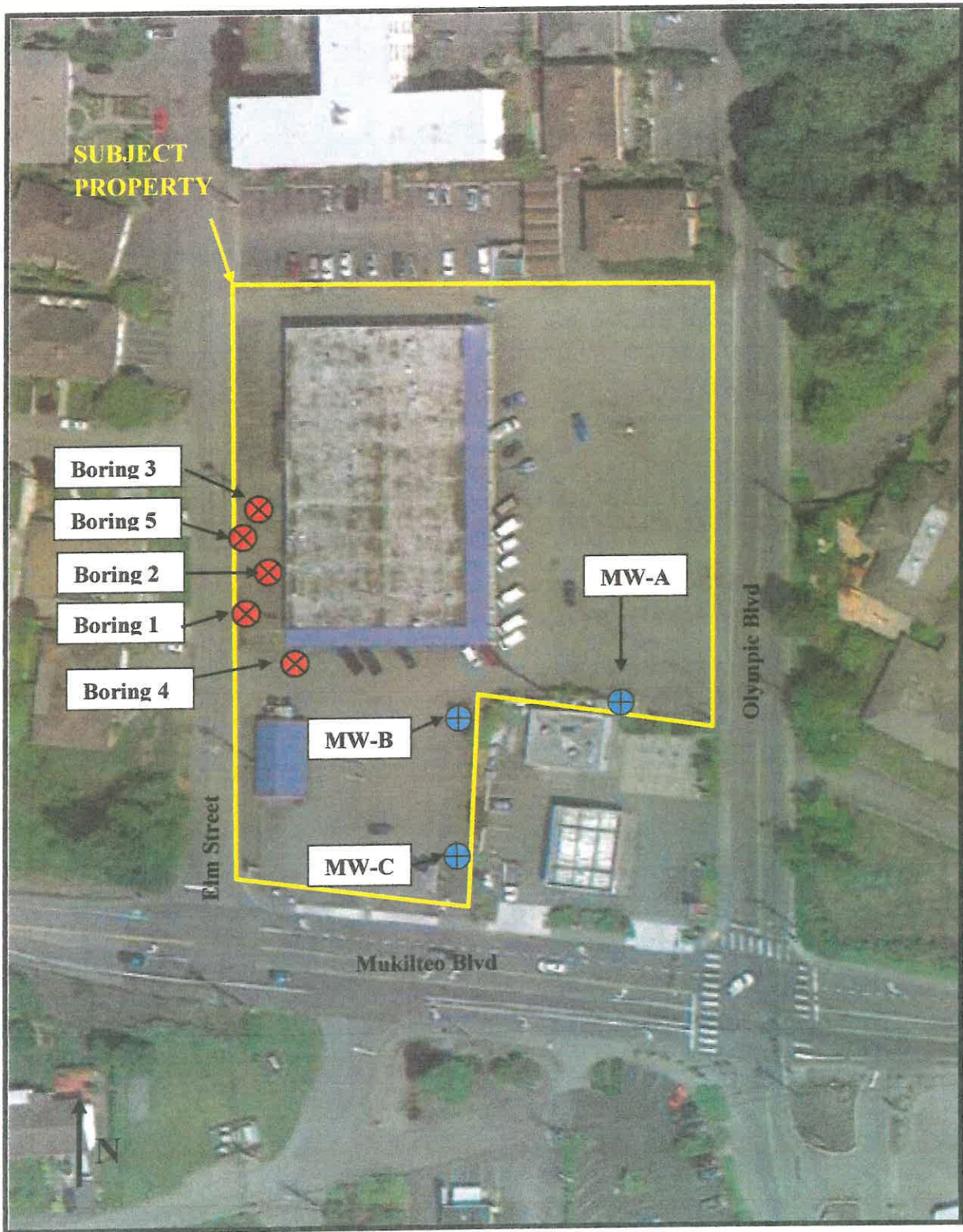


Figure 3. Location of samples collected from the View Ridge Plaza Property, including the five boring locations and the three groundwater monitoring well locations.

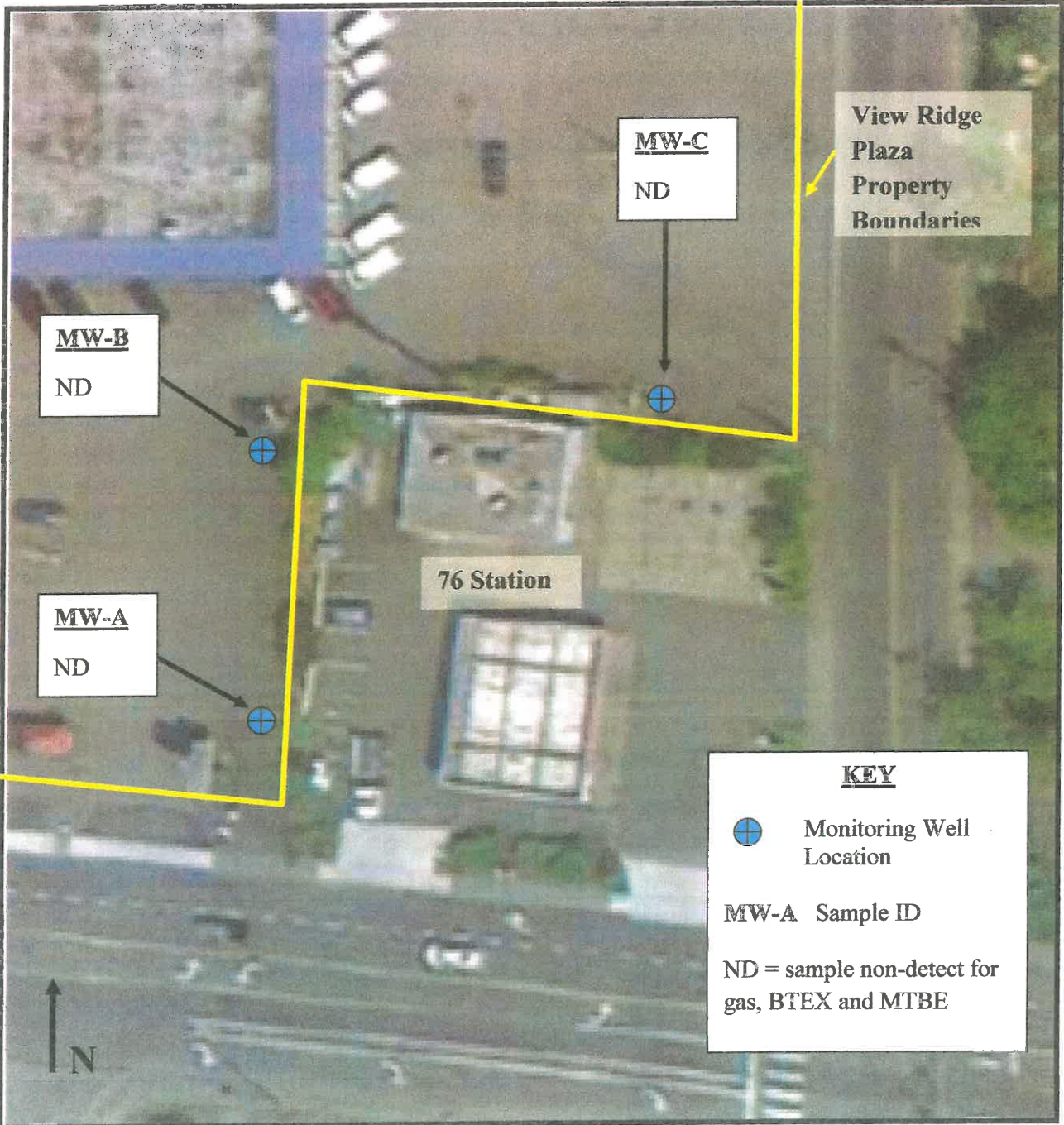


Figure 4. Groundwater well and sample locations around 76 Station in the southeast corner of the View Ridge Plaza property.

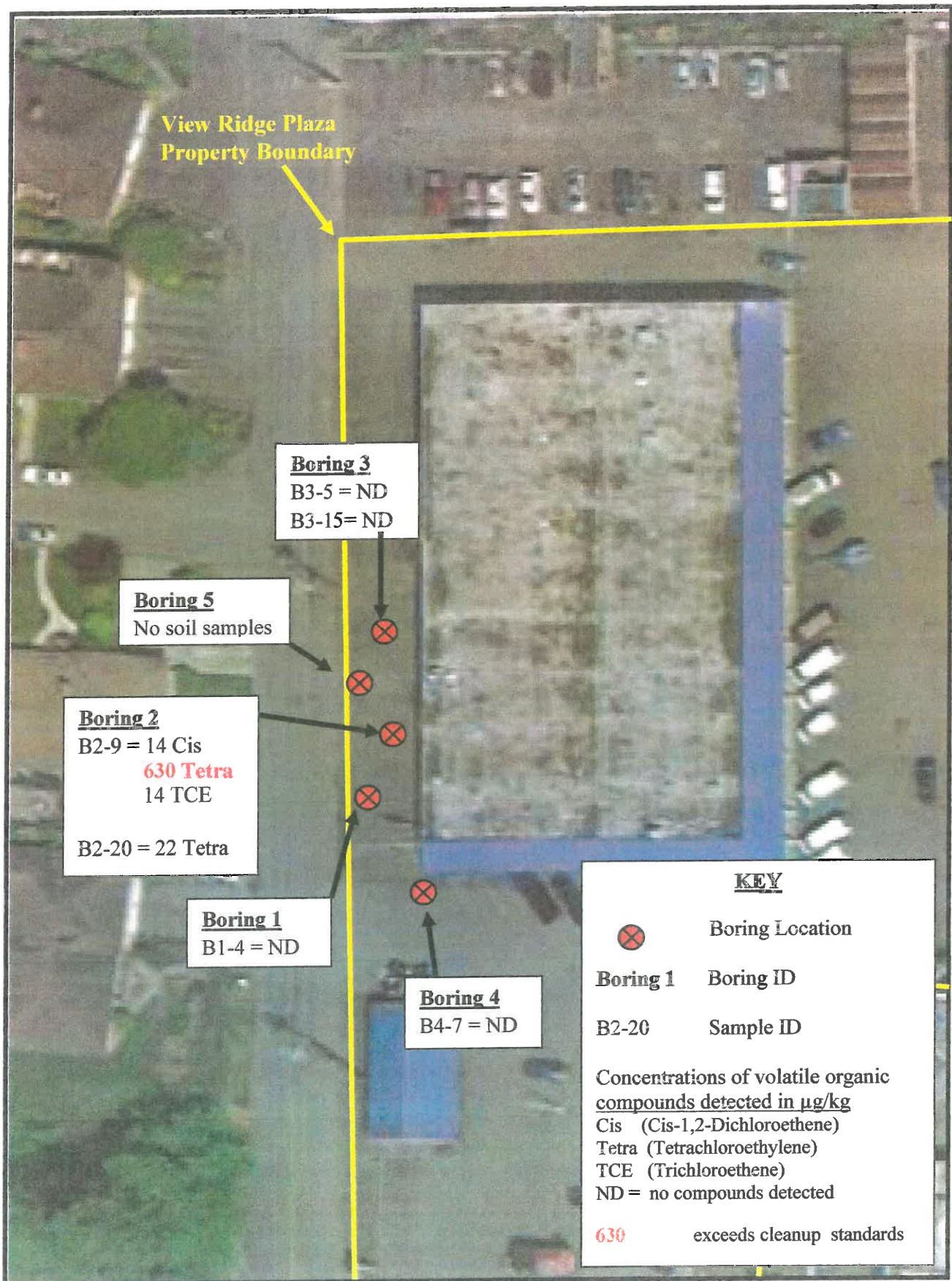


Figure 5. View Ridge Plaza boring locations and soil sample results.

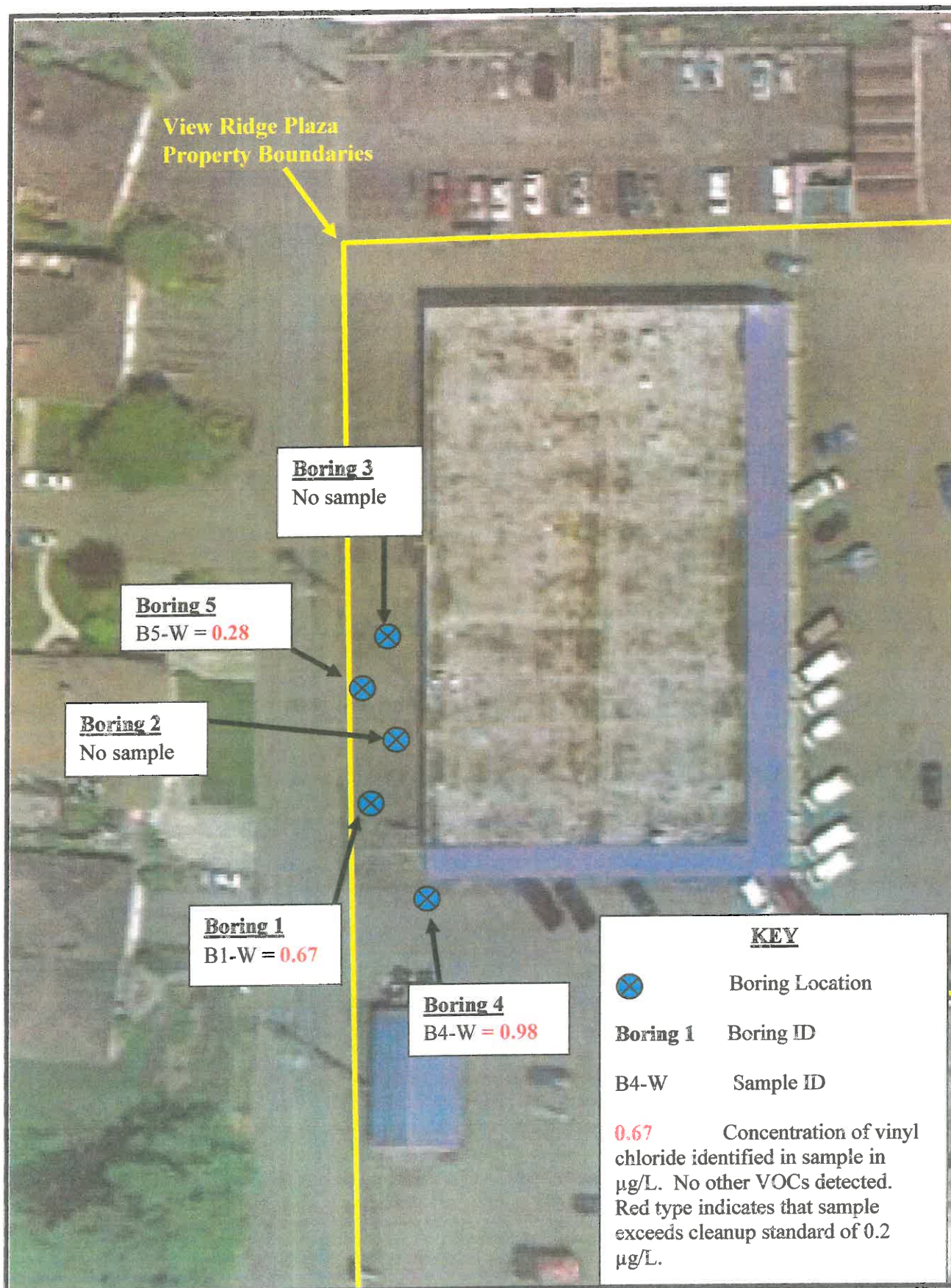


Figure 6. View Ridge Plaza boring locations with water sample results.



Figure 7. View of the View Ridge Plaza property looking west. Monitoring well MW-A is located in photo and 76 gasoline station is located along the left side of the photo.



Figure 8. View of the southeastern portion of the site, looking west toward the 76 gasoline station. Monitoring wells MW-B and MW-C are identified in the photo.



Figure 9. Location of Boring 1.



Figure 10. Location of Boring 2. Door in left side of photo is back door to the dry cleaner, currently utilized by Olympic Cleaners.



Figure 11. View of soil collected from Boring 2. Soil is dominantly tan or grey compact silt or clay to depths of 20'.



Figure 12. Location of Boring 3, looking eastward. Boring 3 is the northernmost boring location.



Figure 13. Location of Boring 4, looking northeastward. Boring 4 is the southernmost boring location.




Figure 14. Location of Boring 5, west of back door to dry cleaner.

APPENDIX II

Historic Aerial Photographs (1947, 1955, 1965, 1974, 1984, 1995, 2002)

Utility Map for Property


Laboratory Reports for Soil & Groundwater Data

Boring Logs


HISTORIC AERIAL PHOTOGRAPHS




1947 Historic Aerial Photograph




1955 Historic Aerial Photograph




1965 Historic Aerial Photograph




1974 Historic Aerial Photograph



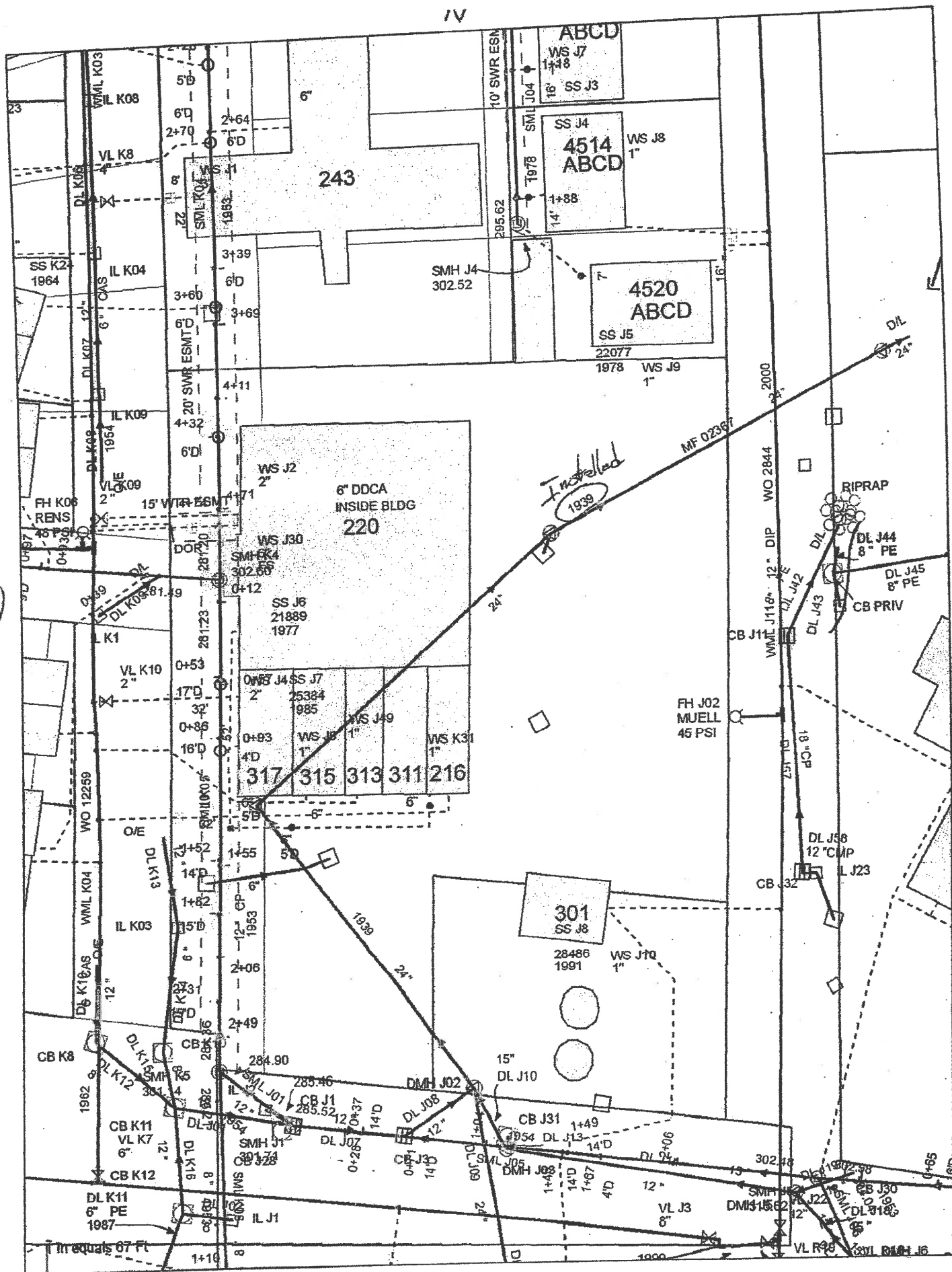
1984 Historic Aerial Photograph



1995 Historic Aerial Photograph



2002 Historic Aerial Photograph



W

Installed
1939

W

W



October 31, 2013

Ms. Kim Ninnemann
Stratum Group
P.O. Box 2546
Bellingham, WA 98227

Dear Ms. Ninnemann,

On October 24th, 12 samples were received by our laboratory and assigned our laboratory project number EV13100176. The project was identified as your View Ridge Plaza. The sample identification and requested analyses are outlined on the attached chain of custody record.

No abnormalities or nonconformances were observed during the analyses of the project samples.

Please do not hesitate to call me if you have any questions or if I can be of further assistance.

Sincerely,

ALS Laboratory Group

Rick Bagan
Laboratory Director

Page 1

ADDRESS 8620 Holly Drive, Suite 100, Everett, WA 98208

PHONE 425-356-2600

FAX 425-356-2626

ALS Laboratory Group A Campbell Brothers Limited Company

Environmental

www.alsglobal.com

RIGHT SOLUTIONS



CERTIFICATE OF ANALYSIS

CLIENT:	Stratum Group	DATE:	10/31/2013
	P.O. Box 2546	ALS JOB#:	EV13100176
	Bellingham, WA 98227	ALS SAMPLE#:	EV13100176-01
CLIENT CONTACT:	Kim Ninnemann	DATE RECEIVED:	10/24/2013
CLIENT PROJECT:	View Ridge Plaza	COLLECTION DATE:	10/24/2013 3:50:00 PM
CLIENT SAMPLE ID	MW-A	WDOE ACCREDITATION:	C601

SAMPLE DATA RESULTS

ANALYTE	METHOD	RESULTS	REPORTING LIMITS	DILUTION FACTOR	UNITS	ANALYSIS DATE	ANALYSIS BY
TPH-Volatile Range	NWTPH-GX	U	50	1	UG/L	10/29/2013	DLC
Methyl T-Butyl Ether	EPA-8021	U	3.0	1	UG/L	10/29/2013	DLC
Benzene	EPA-8021	U	1.0	1	UG/L	10/29/2013	DLC
Toluene	EPA-8021	U	1.0	1	UG/L	10/29/2013	DLC
Ethylbenzene	EPA-8021	U	1.0	1	UG/L	10/29/2013	DLC
Xylenes	EPA-8021	U	3.0	1	UG/L	10/29/2013	DLC

SURROGATE	METHOD	%REC	ANALYSIS DATE	ANALYSIS BY
TFT	NWTPH-GX	103	10/29/2013	DLC
TFT	EPA-8021	111	10/29/2013	DLC

U - Analyte analyzed for but not detected at level above reporting limit.



CERTIFICATE OF ANALYSIS

CLIENT:	Stratum Group	DATE:	10/31/2013
	P.O. Box 2546	ALS JOB#:	EV13100176
	Bellingham, WA 98227	ALS SAMPLE#:	EV13100176-02
CLIENT CONTACT:	Kim Ninnemann	DATE RECEIVED:	10/24/2013
CLIENT PROJECT:	View Ridge Plaza	COLLECTION DATE:	10/24/2013 3:20:00 PM
CLIENT SAMPLE ID	MW-B	WDOE ACCREDITATION:	C601

SAMPLE DATA RESULTS

ANALYTE	METHOD	RESULTS	REPORTING LIMITS	DILUTION FACTOR	UNITS	ANALYSIS DATE	ANALYSIS BY
TPH-Volatile Range	NWTPH-GX	U	50	1	UG/L	10/29/2013	DLC
Methyl T-Butyl Ether	EPA-8021	U	3.0	1	UG/L	10/29/2013	DLC
Benzene	EPA-8021	U	1.0	1	UG/L	10/29/2013	DLC
Toluene	EPA-8021	U	1.0	1	UG/L	10/29/2013	DLC
Ethylbenzene	EPA-8021	U	1.0	1	UG/L	10/29/2013	DLC
Xylenes	EPA-8021	U	3.0	1	UG/L	10/29/2013	DLC

SURROGATE	METHOD	%REC	ANALYSIS DATE	ANALYSIS BY
TFT	NWTPH-GX	96.3	10/29/2013	DLC
TFT	EPA-8021	104	10/29/2013	DLC

U - Analyte analyzed for but not detected at level above reporting limit.



CERTIFICATE OF ANALYSIS

CLIENT:	Stratum Group	DATE:	10/31/2013
	P.O. Box 2546	ALS JOB#:	EV13100176
	Bellingham, WA 98227	ALS SAMPLE#:	EV13100176-03
CLIENT CONTACT:	Kim Ninnemann	DATE RECEIVED:	10/24/2013
CLIENT PROJECT:	View Ridge Plaza	COLLECTION DATE:	10/24/2013 2:50:00 PM
CLIENT SAMPLE ID	MW-C	WDOE ACCREDITATION:	C601

SAMPLE DATA RESULTS

ANALYTE	METHOD	RESULTS	REPORTING LIMITS	DILUTION FACTOR	UNITS	ANALYSIS DATE	ANALYSIS BY
TPH-Volatile Range	NWTPH-GX	U	50	1	UG/L	10/29/2013	DLC
Methyl T-Butyl Ether	EPA-8021	U	3.0	1	UG/L	10/29/2013	DLC
Benzene	EPA-8021	U	1.0	1	UG/L	10/29/2013	DLC
Toluene	EPA-8021	U	1.0	1	UG/L	10/29/2013	DLC
Ethylbenzene	EPA-8021	U	1.0	1	UG/L	10/29/2013	DLC
Xylenes	EPA-8021	U	3.0	1	UG/L	10/29/2013	DLC

SURROGATE	METHOD	%REC	ANALYSIS DATE	ANALYSIS BY
TFT	NWTPH-GX	96.1	10/29/2013	DLC
TFT	EPA-8021	107	10/29/2013	DLC

U - Analyte analyzed for but not detected at level above reporting limit.



CERTIFICATE OF ANALYSIS

CLIENT:	Stratum Group	DATE:	10/31/2013
	P.O. Box 2546	ALS JOB#:	EV13100176
	Bellingham, WA 98227	ALS SAMPLE#:	EV13100176-04
CLIENT CONTACT:	Kim Ninnemann	DATE RECEIVED:	10/24/2013
CLIENT PROJECT:	View Ridge Plaza	COLLECTION DATE:	10/24/2013 10:05:00 AM
CLIENT SAMPLE ID	B1-4	WDOE ACCREDITATION:	C601

SAMPLE DATA RESULTS

ANALYTE	METHOD	RESULTS	REPORTING LIMITS	DILUTION FACTOR	UNITS	ANALYSIS DATE	ANALYSIS BY
Dichlorodifluoromethane	EPA-8260	U	10	1	UG/KG	10/25/2013	GAP
Chloromethane	EPA-8260	U	10	1	UG/KG	10/25/2013	GAP
Vinyl Chloride	EPA-8260	U	10	1	UG/KG	10/25/2013	GAP
Bromomethane	EPA-8260	U	10	1	UG/KG	10/25/2013	GAP
Chloroethane	EPA-8260	U	10	1	UG/KG	10/25/2013	GAP
Carbon Tetrachloride	EPA-8260	U	10	1	UG/KG	10/25/2013	GAP
Trichlorofluoromethane	EPA-8260	U	10	1	UG/KG	10/25/2013	GAP
1,1-Dichloroethene	EPA-8260	U	10	1	UG/KG	10/25/2013	GAP
Methylene Chloride	EPA-8260	U	20	1	UG/KG	10/25/2013	GAP
Trans-1,2-Dichloroethene	EPA-8260	U	10	1	UG/KG	10/25/2013	GAP
1,1-Dichloroethane	EPA-8260	U	10	1	UG/KG	10/25/2013	GAP
Cis-1,2-Dichloroethene	EPA-8260	U	10	1	UG/KG	10/25/2013	GAP
2,2-Dichloropropane	EPA-8260	U	10	1	UG/KG	10/25/2013	GAP
Bromochloromethane	EPA-8260	U	10	1	UG/KG	10/25/2013	GAP
Chloroform	EPA-8260	U	10	1	UG/KG	10/25/2013	GAP
1,1,1-Trichloroethane	EPA-8260	U	10	1	UG/KG	10/25/2013	GAP
1,1-Dichloropropene	EPA-8260	U	10	1	UG/KG	10/25/2013	GAP
1,2-Dichloroethane	EPA-8260	U	10	1	UG/KG	10/25/2013	GAP
Trichloroethene	EPA-8260	U	10	1	UG/KG	10/25/2013	GAP
1,2-Dichloropropane	EPA-8260	U	10	1	UG/KG	10/25/2013	GAP
Dibromomethane	EPA-8260	U	10	1	UG/KG	10/25/2013	GAP
Bromodichloromethane	EPA-8260	U	10	1	UG/KG	10/25/2013	GAP
Trans-1,3-Dichloropropene	EPA-8260	U	10	1	UG/KG	10/25/2013	GAP
Cis-1,3-Dichloropropene	EPA-8260	U	10	1	UG/KG	10/25/2013	GAP
1,1,2-Trichloroethane	EPA-8260	U	10	1	UG/KG	10/25/2013	GAP
1,3-Dichloropropane	EPA-8260	U	10	1	UG/KG	10/25/2013	GAP
Tetrachloroethylene	EPA-8260	U	10	1	UG/KG	10/25/2013	GAP
Dibromochloromethane	EPA-8260	U	10	1	UG/KG	10/25/2013	GAP
1,2-Dibromoethane	EPA-8260	U	5.0	1	UG/KG	10/25/2013	GAP
Chlorobenzene	EPA-8260	U	10	1	UG/KG	10/25/2013	GAP
1,1,1,2-Tetrachloroethane	EPA-8260	U	10	1	UG/KG	10/25/2013	GAP
Bromoform	EPA-8260	U	10	1	UG/KG	10/25/2013	GAP
1,1,2,2-Tetrachloroethane	EPA-8260	U	10	1	UG/KG	10/25/2013	GAP
1,2,3-Trichloropropane	EPA-8260	U	10	1	UG/KG	10/25/2013	GAP
Bromobenzene	EPA-8260	U	10	1	UG/KG	10/25/2013	GAP
2-Chlorotoluene	EPA-8260	U	10	1	UG/KG	10/25/2013	GAP
4-Chlorotoluene	EPA-8260	U	10	1	UG/KG	10/25/2013	GAP
1,3 Dichlorobenzene	EPA-8260	U	10	1	UG/KG	10/25/2013	GAP



CERTIFICATE OF ANALYSIS

CLIENT:	Stratum Group	DATE:	10/31/2013
	P.O. Box 2546	ALS JOB#:	EV13100176
	Bellingham, WA 98227	ALS SAMPLE#:	EV13100176-04
CLIENT CONTACT:	Kim Ninnemann	DATE RECEIVED:	10/24/2013
CLIENT PROJECT:	View Ridge Plaza	COLLECTION DATE:	10/24/2013 10:05:00 AM
CLIENT SAMPLE ID	B1-4	WDOE ACCREDITATION:	C601

SAMPLE DATA RESULTS

ANALYTE	METHOD	RESULTS	REPORTING LIMITS	DILUTION FACTOR	UNITS	ANALYSIS DATE	ANALYSIS BY
1,4-Dichlorobenzene	EPA-8260	U	10	1	UG/KG	10/25/2013	GAP
1,2-Dichlorobenzene	EPA-8260	U	10	1	UG/KG	10/25/2013	GAP
1,2-Dibromo 3-Chloropropane	EPA-8260	U	50	1	UG/KG	10/25/2013	GAP
1,2,4-Trichlorobenzene	EPA-8260	U	10	1	UG/KG	10/25/2013	GAP
Hexachlorobutadiene	EPA-8260	U	10	1	UG/KG	10/25/2013	GAP
1,2,3-Trichlorobenzene	EPA-8260	U	10	1	UG/KG	10/25/2013	GAP

SURROGATE	METHOD	%REC	ANALYSIS DATE	ANALYSIS BY
1,2-Dichloroethane-d4	EPA-8260	88.0	10/25/2013	GAP
4-Bromofluorobenzene	EPA-8260	115	10/25/2013	GAP

U - Analyte analyzed for but not detected at level above reporting limit.



CERTIFICATE OF ANALYSIS

CLIENT: Stratum Group
 P.O. Box 2546
 Bellingham, WA 98227

CLIENT CONTACT: Kim Ninnemann
 CLIENT PROJECT: View Ridge Plaza
 CLIENT SAMPLE ID: B2-9

DATE: 10/31/2013
 ALS JOB#: EV13100176
 ALS SAMPLE#: EV13100176-05
 DATE RECEIVED: 10/24/2013
 COLLECTION DATE: 10/24/2013 11:15:00 AM
 WDOE ACCREDITATION: C601

SAMPLE DATA RESULTS

ANALYTE	METHOD	RESULTS	REPORTING LIMITS	DILUTION FACTOR	UNITS	ANALYSIS DATE	ANALYSIS BY
Dichlorodifluoromethane	EPA-8260	U	10	1	UG/KG	10/25/2013	GAP
Chloromethane	EPA-8260	U	10	1	UG/KG	10/25/2013	GAP
Vinyl Chloride	EPA-8260	U	10	1	UG/KG	10/25/2013	GAP
Bromomethane	EPA-8260	U	10	1	UG/KG	10/25/2013	GAP
Chloroethane	EPA-8260	U	10	1	UG/KG	10/25/2013	GAP
Carbon Tetrachloride	EPA-8260	U	10	1	UG/KG	10/25/2013	GAP
Trichlorofluoromethane	EPA-8260	U	10	1	UG/KG	10/25/2013	GAP
1,1-Dichloroethene	EPA-8260	U	10	1	UG/KG	10/25/2013	GAP
Methylene Chloride	EPA-8260	U	20	1	UG/KG	10/25/2013	GAP
Trans-1,2-Dichloroethene	EPA-8260	U	10	1	UG/KG	10/25/2013	GAP
1,1-Dichloroethane	EPA-8260	U	10	1	UG/KG	10/25/2013	GAP
Cis-1,2-Dichloroethene	EPA-8260	14	10	1	UG/KG	10/25/2013	GAP
2,2-Dichloropropane	EPA-8260	U	10	1	UG/KG	10/25/2013	GAP
Bromochloromethane	EPA-8260	U	10	1	UG/KG	10/25/2013	GAP
Chloroform	EPA-8260	U	10	1	UG/KG	10/25/2013	GAP
1,1,1-Trichloroethane	EPA-8260	U	10	1	UG/KG	10/25/2013	GAP
1,1-Dichloropropene	EPA-8260	U	10	1	UG/KG	10/25/2013	GAP
1,2-Dichloroethane	EPA-8260	U	10	1	UG/KG	10/25/2013	GAP
Trichloroethene	EPA-8260	14	10	1	UG/KG	10/25/2013	GAP
1,2-Dichloropropane	EPA-8260	U	10	1	UG/KG	10/25/2013	GAP
Dibromomethane	EPA-8260	U	10	1	UG/KG	10/25/2013	GAP
Bromodichloromethane	EPA-8260	U	10	1	UG/KG	10/25/2013	GAP
Trans-1,3-Dichloropropene	EPA-8260	U	10	1	UG/KG	10/25/2013	GAP
Cis-1,3-Dichloropropene	EPA-8260	U	10	1	UG/KG	10/25/2013	GAP
1,1,2-Trichloroethane	EPA-8260	U	10	1	UG/KG	10/25/2013	GAP
1,3-Dichloropropane	EPA-8260	U	10	1	UG/KG	10/25/2013	GAP
Tetrachloroethylene	EPA-8260	630	10	1	UG/KG	10/25/2013	GAP
Dibromochloromethane	EPA-8260	U	10	1	UG/KG	10/25/2013	GAP
1,2-Dibromoethane	EPA-8260	U	5.0	1	UG/KG	10/25/2013	GAP
Chlorobenzene	EPA-8260	U	10	1	UG/KG	10/25/2013	GAP
1,1,1,2-Tetrachloroethane	EPA-8260	U	10	1	UG/KG	10/25/2013	GAP
Bromoform	EPA-8260	U	10	1	UG/KG	10/25/2013	GAP
1,1,1,2,2-Tetrachloroethane	EPA-8260	U	10	1	UG/KG	10/25/2013	GAP
1,2,3-Trichloropropane	EPA-8260	U	10	1	UG/KG	10/25/2013	GAP
Bromobenzene	EPA-8260	U	10	1	UG/KG	10/25/2013	GAP
2-Chlorotoluene	EPA-8260	U	10	1	UG/KG	10/25/2013	GAP
4-Chlorotoluene	EPA-8260	U	10	1	UG/KG	10/25/2013	GAP
1,3 Dichlorobenzene	EPA-8260	U	10	1	UG/KG	10/25/2013	GAP



CERTIFICATE OF ANALYSIS

CLIENT:	Stratum Group P.O. Box 2546 Bellingham, WA 98227	DATE:	10/31/2013
CLIENT CONTACT:	Kim Ninnemann	ALS JOB#:	EV13100176
CLIENT PROJECT:	View Ridge Plaza	ALS SAMPLE#:	EV13100176-05
CLIENT SAMPLE ID	B2-9	DATE RECEIVED:	10/24/2013
		COLLECTION DATE:	10/24/2013 11:15:00 AM
		WDOE ACCREDITATION:	C601

SAMPLE DATA RESULTS

ANALYTE	METHOD	RESULTS	REPORTING LIMITS	DILUTION FACTOR	UNITS	ANALYSIS DATE	ANALYSIS BY
1,4-Dichlorobenzene	EPA-8260	U	10	1	UG/KG	10/25/2013	GAP
1,2-Dichlorobenzene	EPA-8260	U	10	1	UG/KG	10/25/2013	GAP
1,2-Dibromo 3-Chloropropane	EPA-8260	U	50	1	UG/KG	10/25/2013	GAP
1,2,4-Trichlorobenzene	EPA-8260	U	10	1	UG/KG	10/25/2013	GAP
Hexachlorobutadiene	EPA-8260	U	10	1	UG/KG	10/25/2013	GAP
1,2,3-Trichlorobenzene	EPA-8260	U	10	1	UG/KG	10/25/2013	GAP

SURROGATE	METHOD	%REC	ANALYSIS DATE	ANALYSIS BY
1,2-Dichloroethane-d4	EPA-8260	104	10/25/2013	GAP
1,2-Dichloroethane-d4	EPA-8260	86.8	10/25/2013	GAP
4-Bromofluorobenzene	EPA-8260	100	10/25/2013	GAP
4-Bromofluorobenzene	EPA-8260	93.0	10/25/2013	GAP

U - Analyte analyzed for but not detected at level above reporting limit.



CERTIFICATE OF ANALYSIS

CLIENT: Stratum Group
P.O. Box 2546
Bellingham, WA 98227

CLIENT CONTACT: Kim Ninnemann
CLIENT PROJECT: View Ridge Plaza
CLIENT SAMPLE ID: B2-20

DATE: 10/31/2013
ALS JOB#: EV13100176
ALS SAMPLE#: EV13100176-06
DATE RECEIVED: 10/24/2013
COLLECTION DATE: 10/24/2013 11:40:00 AM
WDOE ACCREDITATION: C601

SAMPLE DATA RESULTS

ANALYTE	METHOD	RESULTS	REPORTING LIMITS	DILUTION FACTOR	UNITS	ANALYSIS DATE	ANALYSIS BY
Dichlorodifluoromethane	EPA-8260	U	10	1	UG/KG	10/25/2013	GAP
Chloromethane	EPA-8260	U	10	1	UG/KG	10/25/2013	GAP
Vinyl Chloride	EPA-8260	U	10	1	UG/KG	10/25/2013	GAP
Bromomethane	EPA-8260	U	10	1	UG/KG	10/25/2013	GAP
Chloroethane	EPA-8260	U	10	1	UG/KG	10/25/2013	GAP
Carbon Tetrachloride	EPA-8260	U	10	1	UG/KG	10/25/2013	GAP
Trichlorofluoromethane	EPA-8260	U	10	1	UG/KG	10/25/2013	GAP
1,1-Dichloroethene	EPA-8260	U	10	1	UG/KG	10/25/2013	GAP
Methylene Chloride	EPA-8260	U	20	1	UG/KG	10/25/2013	GAP
Trans-1,2-Dichloroethene	EPA-8260	U	10	1	UG/KG	10/25/2013	GAP
1,1-Dichloroethane	EPA-8260	U	10	1	UG/KG	10/25/2013	GAP
Cis-1,2-Dichloroethene	EPA-8260	U	10	1	UG/KG	10/25/2013	GAP
2,2-Dichloropropane	EPA-8260	U	10	1	UG/KG	10/25/2013	GAP
Bromochloromethane	EPA-8260	U	10	1	UG/KG	10/25/2013	GAP
Chloroform	EPA-8260	U	10	1	UG/KG	10/25/2013	GAP
1,1,1-Trichloroethane	EPA-8260	U	10	1	UG/KG	10/25/2013	GAP
1,1-Dichloropropene	EPA-8260	U	10	1	UG/KG	10/25/2013	GAP
1,2-Dichloroethane	EPA-8260	U	10	1	UG/KG	10/25/2013	GAP
Trichloroethene	EPA-8260	U	10	1	UG/KG	10/25/2013	GAP
1,2-Dichloropropane	EPA-8260	U	10	1	UG/KG	10/25/2013	GAP
Dibromomethane	EPA-8260	U	10	1	UG/KG	10/25/2013	GAP
Bromodichloromethane	EPA-8260	U	10	1	UG/KG	10/25/2013	GAP
Trans-1,3-Dichloropropene	EPA-8260	U	10	1	UG/KG	10/25/2013	GAP
Cis-1,3-Dichloropropene	EPA-8260	U	10	1	UG/KG	10/25/2013	GAP
1,1,2-Trichloroethane	EPA-8260	U	10	1	UG/KG	10/25/2013	GAP
1,3-Dichloropropane	EPA-8260	U	10	1	UG/KG	10/25/2013	GAP
Tetrachloroethylene	EPA-8260	22	10	1	UG/KG	10/25/2013	GAP
Dibromochloromethane	EPA-8260	U	10	1	UG/KG	10/25/2013	GAP
1,2-Dibromoethane	EPA-8260	U	5.0	1	UG/KG	10/25/2013	GAP
Chlorobenzene	EPA-8260	U	10	1	UG/KG	10/25/2013	GAP
1,1,1,2-Tetrachloroethane	EPA-8260	U	10	1	UG/KG	10/25/2013	GAP
Bromoform	EPA-8260	U	10	1	UG/KG	10/25/2013	GAP
1,1,2,2-Tetrachloroethane	EPA-8260	U	10	1	UG/KG	10/25/2013	GAP
1,2,3-Trichloropropane	EPA-8260	U	10	1	UG/KG	10/25/2013	GAP
Bromobenzene	EPA-8260	U	10	1	UG/KG	10/25/2013	GAP
2-Chlorotoluene	EPA-8260	U	10	1	UG/KG	10/25/2013	GAP
4-Chlorotoluene	EPA-8260	U	10	1	UG/KG	10/25/2013	GAP
1,3 Dichlorobenzene	EPA-8260	U	10	1	UG/KG	10/25/2013	GAP



CERTIFICATE OF ANALYSIS

CLIENT:	Stratum Group P.O. Box 2546 Bellingham, WA 98227	DATE:	10/31/2013
CLIENT CONTACT:	Kim Ninnemann	ALS JOB#:	EV13100176
CLIENT PROJECT:	View Ridge Plaza	ALS SAMPLE#:	EV13100176-06
CLIENT SAMPLE ID	B2-20	DATE RECEIVED:	10/24/2013
		COLLECTION DATE:	10/24/2013 11:40:00 AM
		WDOE ACCREDITATION:	C601

SAMPLE DATA RESULTS

ANALYTE	METHOD	RESULTS	REPORTING LIMITS	DILUTION FACTOR	UNITS	ANALYSIS DATE	ANALYSIS BY
1,4-Dichlorobenzene	EPA-8260	U	10	1	UG/KG	10/25/2013	GAP
1,2-Dichlorobenzene	EPA-8260	U	10	1	UG/KG	10/25/2013	GAP
1,2-Dibromo 3-Chloropropane	EPA-8260	U	50	1	UG/KG	10/25/2013	GAP
1,2,4-Trichlorobenzene	EPA-8260	U	10	1	UG/KG	10/25/2013	GAP
Hexachlorobutadiene	EPA-8260	U	10	1	UG/KG	10/25/2013	GAP
1,2,3-Trichlorobenzene	EPA-8260	U	10	1	UG/KG	10/25/2013	GAP

SURROGATE	METHOD	%REC	ANALYSIS DATE	ANALYSIS BY
1,2-Dichloroethane-d4	EPA-8260	101	10/25/2013	GAP
4-Bromofluorobenzene	EPA-8260	119	10/25/2013	GAP

U - Analyte analyzed for but not detected at level above reporting limit.



CERTIFICATE OF ANALYSIS

CLIENT: Stratum Group
P.O. Box 2546
Bellingham, WA 98227

CLIENT CONTACT: Kim Ninnemann
CLIENT PROJECT: View Ridge Plaza
CLIENT SAMPLE ID: B3-5

DATE: 10/31/2013
ALS JOB#: EV13100176
ALS SAMPLE#: EV13100176-07
DATE RECEIVED: 10/24/2013
COLLECTION DATE: 10/24/2013 12:15:00 PM
WDOE ACCREDITATION: C601

SAMPLE DATA RESULTS

ANALYTE	METHOD	RESULTS	REPORTING LIMITS	DILUTION FACTOR	UNITS	ANALYSIS DATE	ANALYSIS BY
Dichlorodifluoromethane	EPA-8260	U	10	1	UG/KG	10/25/2013	GAP
Chloromethane	EPA-8260	U	10	1	UG/KG	10/25/2013	GAP
Vinyl Chloride	EPA-8260	U	10	1	UG/KG	10/25/2013	GAP
Bromomethane	EPA-8260	U	10	1	UG/KG	10/25/2013	GAP
Chloroethane	EPA-8260	U	10	1	UG/KG	10/25/2013	GAP
Carbon Tetrachloride	EPA-8260	U	10	1	UG/KG	10/25/2013	GAP
Trichlorofluoromethane	EPA-8260	U	10	1	UG/KG	10/25/2013	GAP
1,1-Dichloroethene	EPA-8260	U	10	1	UG/KG	10/25/2013	GAP
Methylene Chloride	EPA-8260	U	20	1	UG/KG	10/25/2013	GAP
Trans-1,2-Dichloroethene	EPA-8260	U	10	1	UG/KG	10/25/2013	GAP
1,1-Dichloroethane	EPA-8260	U	10	1	UG/KG	10/25/2013	GAP
Cis-1,2-Dichloroethene	EPA-8260	U	10	1	UG/KG	10/25/2013	GAP
2,2-Dichloropropane	EPA-8260	U	10	1	UG/KG	10/25/2013	GAP
Bromochloromethane	EPA-8260	U	10	1	UG/KG	10/25/2013	GAP
Chloroform	EPA-8260	U	10	1	UG/KG	10/25/2013	GAP
1,1,1-Trichloroethane	EPA-8260	U	10	1	UG/KG	10/25/2013	GAP
1,1-Dichloropropene	EPA-8260	U	10	1	UG/KG	10/25/2013	GAP
1,2-Dichloroethane	EPA-8260	U	10	1	UG/KG	10/25/2013	GAP
Trichloroethene	EPA-8260	U	10	1	UG/KG	10/25/2013	GAP
1,2-Dichloropropane	EPA-8260	U	10	1	UG/KG	10/25/2013	GAP
Dibromomethane	EPA-8260	U	10	1	UG/KG	10/25/2013	GAP
Bromodichloromethane	EPA-8260	U	10	1	UG/KG	10/25/2013	GAP
Trans-1,3-Dichloropropene	EPA-8260	U	10	1	UG/KG	10/25/2013	GAP
Cis-1,3-Dichloropropene	EPA-8260	U	10	1	UG/KG	10/25/2013	GAP
1,1,2-Trichloroethane	EPA-8260	U	10	1	UG/KG	10/25/2013	GAP
1,3-Dichloropropane	EPA-8260	U	10	1	UG/KG	10/25/2013	GAP
Tetrachloroethylene	EPA-8260	U	10	1	UG/KG	10/25/2013	GAP
Dibromochloromethane	EPA-8260	U	10	1	UG/KG	10/25/2013	GAP
1,2-Dibromoethane	EPA-8260	U	5.0	1	UG/KG	10/25/2013	GAP
Chlorobenzene	EPA-8260	U	10	1	UG/KG	10/25/2013	GAP
1,1,1,2-Tetrachloroethane	EPA-8260	U	10	1	UG/KG	10/25/2013	GAP
Bromoform	EPA-8260	U	10	1	UG/KG	10/25/2013	GAP
1,1,1,2,2-Tetrachloroethane	EPA-8260	U	10	1	UG/KG	10/25/2013	GAP
1,2,3-Trichloropropane	EPA-8260	U	10	1	UG/KG	10/25/2013	GAP
Bromobenzene	EPA-8260	U	10	1	UG/KG	10/25/2013	GAP
2-Chlorotoluene	EPA-8260	U	10	1	UG/KG	10/25/2013	GAP
4-Chlorotoluene	EPA-8260	U	10	1	UG/KG	10/25/2013	GAP
1,3 Dichlorobenzene	EPA-8260	U	10	1	UG/KG	10/25/2013	GAP



CERTIFICATE OF ANALYSIS

CLIENT:	Stratum Group P.O. Box 2546 Bellingham, WA 98227	DATE:	10/31/2013
CLIENT CONTACT:	Kim Ninnemann	ALS JOB#:	EV13100176
CLIENT PROJECT:	View Ridge Plaza	ALS SAMPLE#:	EV13100176-07
CLIENT SAMPLE ID	B3-5	DATE RECEIVED:	10/24/2013
		COLLECTION DATE:	10/24/2013 12:15:00 PM
		WDOE ACCREDITATION:	C601

SAMPLE DATA RESULTS

ANALYTE	METHOD	RESULTS	REPORTING LIMITS	DILUTION FACTOR	UNITS	ANALYSIS DATE	ANALYSIS BY
1,4-Dichlorobenzene	EPA-8260	U	10	1	UG/KG	10/25/2013	GAP
1,2-Dichlorobenzene	EPA-8260	U	10	1	UG/KG	10/25/2013	GAP
1,2-Dibromo 3-Chloropropane	EPA-8260	U	50	1	UG/KG	10/25/2013	GAP
1,2,4-Trichlorobenzene	EPA-8260	U	10	1	UG/KG	10/25/2013	GAP
Hexachlorobutadiene	EPA-8260	U	10	1	UG/KG	10/25/2013	GAP
1,2,3-Trichlorobenzene	EPA-8260	U	10	1	UG/KG	10/25/2013	GAP

SURROGATE	METHOD	%REC	ANALYSIS DATE	ANALYSIS BY
1,2-Dichloroethane-d4	EPA-8260	111	10/25/2013	GAP
4-Bromofluorobenzene	EPA-8260	150 GS1	10/25/2013	GAP

U - Analyte analyzed for but not detected at level above reporting limit.
 GS1 - Surrogate outside of control limits due to matrix effect.



CERTIFICATE OF ANALYSIS

CLIENT: Stratum Group
 P.O. Box 2546
 Bellingham, WA 98227

CLIENT CONTACT: Kim Ninnemann
 CLIENT PROJECT: View Ridge Plaza
 CLIENT SAMPLE ID: B3-13

DATE: 10/31/2013
 ALS JOB#: EV13100176
 ALS SAMPLE#: EV13100176-08
 DATE RECEIVED: 10/24/2013
 COLLECTION DATE: 10/24/2013 12:25:00 PM
 WDOE ACCREDITATION: C601

SAMPLE DATA RESULTS

ANALYTE	METHOD	RESULTS	REPORTING LIMITS	DILUTION FACTOR	UNITS	ANALYSIS DATE	ANALYSIS BY
Dichlorodifluoromethane	EPA-8260	U	10	1	UG/KG	10/25/2013	GAP
Chloromethane	EPA-8260	U	10	1	UG/KG	10/25/2013	GAP
Vinyl Chloride	EPA-8260	U	10	1	UG/KG	10/25/2013	GAP
Bromomethane	EPA-8260	U	10	1	UG/KG	10/25/2013	GAP
Chloroethane	EPA-8260	U	10	1	UG/KG	10/25/2013	GAP
Carbon Tetrachloride	EPA-8260	U	10	1	UG/KG	10/25/2013	GAP
Trichlorofluoromethane	EPA-8260	U	10	1	UG/KG	10/25/2013	GAP
1,1-Dichloroethene	EPA-8260	U	10	1	UG/KG	10/25/2013	GAP
Methylene Chloride	EPA-8260	U	20	1	UG/KG	10/25/2013	GAP
Trans-1,2-Dichloroethene	EPA-8260	U	10	1	UG/KG	10/25/2013	GAP
1,1-Dichloroethane	EPA-8260	U	10	1	UG/KG	10/25/2013	GAP
Cis-1,2-Dichloroethene	EPA-8260	U	10	1	UG/KG	10/25/2013	GAP
2,2-Dichloropropane	EPA-8260	U	10	1	UG/KG	10/25/2013	GAP
Bromochloromethane	EPA-8260	U	10	1	UG/KG	10/25/2013	GAP
Chloroform	EPA-8260	U	10	1	UG/KG	10/25/2013	GAP
1,1,1-Trichloroethane	EPA-8260	U	10	1	UG/KG	10/25/2013	GAP
1,1-Dichloropropene	EPA-8260	U	10	1	UG/KG	10/25/2013	GAP
1,2-Dichloroethane	EPA-8260	U	10	1	UG/KG	10/25/2013	GAP
Trichloroethene	EPA-8260	U	10	1	UG/KG	10/25/2013	GAP
1,2-Dichloropropane	EPA-8260	U	10	1	UG/KG	10/25/2013	GAP
Dibromomethane	EPA-8260	U	10	1	UG/KG	10/25/2013	GAP
Bromodichloromethane	EPA-8260	U	10	1	UG/KG	10/25/2013	GAP
Trans-1,3-Dichloropropene	EPA-8260	U	10	1	UG/KG	10/25/2013	GAP
Cis-1,3-Dichloropropene	EPA-8260	U	10	1	UG/KG	10/25/2013	GAP
1,1,2-Trichloroethane	EPA-8260	U	10	1	UG/KG	10/25/2013	GAP
1,3-Dichloropropane	EPA-8260	U	10	1	UG/KG	10/25/2013	GAP
Tetrachloroethylene	EPA-8260	U	10	1	UG/KG	10/25/2013	GAP
Dibromochloromethane	EPA-8260	U	10	1	UG/KG	10/25/2013	GAP
1,2-Dibromoethane	EPA-8260	U	5.0	1	UG/KG	10/25/2013	GAP
Chlorobenzene	EPA-8260	U	10	1	UG/KG	10/25/2013	GAP
1,1,1,2-Tetrachloroethane	EPA-8260	U	10	1	UG/KG	10/25/2013	GAP
Bromoform	EPA-8260	U	10	1	UG/KG	10/25/2013	GAP
1,1,2,2-Tetrachloroethane	EPA-8260	U	10	1	UG/KG	10/25/2013	GAP
1,2,3-Trichloropropane	EPA-8260	U	10	1	UG/KG	10/25/2013	GAP
Bromobenzene	EPA-8260	U	10	1	UG/KG	10/25/2013	GAP
2-Chlorotoluene	EPA-8260	U	10	1	UG/KG	10/25/2013	GAP
4-Chlorotoluene	EPA-8260	U	10	1	UG/KG	10/25/2013	GAP
1,3 Dichlorobenzene	EPA-8260	U	10	1	UG/KG	10/25/2013	GAP



CERTIFICATE OF ANALYSIS

CLIENT:	Stratum Group	DATE:	10/31/2013
	P.O. Box 2546	ALS JOB#:	EV13100176
	Bellingham, WA 98227	ALS SAMPLE#:	EV13100176-08
CLIENT CONTACT:	Kim Ninnemann	DATE RECEIVED:	10/24/2013
CLIENT PROJECT:	View Ridge Plaza	COLLECTION DATE:	10/24/2013 12:25:00 PM
CLIENT SAMPLE ID	B3-13	WDOE ACCREDITATION:	C601

SAMPLE DATA RESULTS

ANALYTE	METHOD	RESULTS	REPORTING LIMITS	DILUTION FACTOR	UNITS	ANALYSIS DATE	ANALYSIS BY
1,4-Dichlorobenzene	EPA-8260	U	10	1	UG/KG	10/25/2013	GAP
1,2-Dichlorobenzene	EPA-8260	U	10	1	UG/KG	10/25/2013	GAP
1,2-Dibromo 3-Chloropropane	EPA-8260	U	50	1	UG/KG	10/25/2013	GAP
1,2,4-Trichlorobenzene	EPA-8260	U	10	1	UG/KG	10/25/2013	GAP
Hexachlorobutadiene	EPA-8260	U	10	1	UG/KG	10/25/2013	GAP
1,2,3-Trichlorobenzene	EPA-8260	U	10	1	UG/KG	10/25/2013	GAP

SURROGATE	METHOD	%REC	ANALYSIS DATE	ANALYSIS BY
1,2-Dichloroethane-d4	EPA-8260	90.0	10/25/2013	GAP
4-Bromofluorobenzene	EPA-8260	161 GS1	10/25/2013	GAP

U - Analyte analyzed for but not detected at level above reporting limit.
 GS1 - Surrogate outside of control limits due to matrix effect.



CERTIFICATE OF ANALYSIS

CLIENT:	Stratum Group P.O. Box 2546 Bellingham, WA 98227	DATE:	10/31/2013
CLIENT CONTACT:	Kim Ninnemann	ALS JOB#:	EV13100176
CLIENT PROJECT:	View Ridge Plaza	ALS SAMPLE#:	EV13100176-09
CLIENT SAMPLE ID	B4-7	DATE RECEIVED:	10/24/2013
		COLLECTION DATE:	10/24/2013 1:05:00 PM
		WDOE ACCREDITATION:	C601

SAMPLE DATA RESULTS

ANALYTE	METHOD	RESULTS	REPORTING LIMITS	DILUTION FACTOR	UNITS	ANALYSIS DATE	ANALYSIS BY
Dichlorodifluoromethane	EPA-8260	U	10	1	UG/KG	10/25/2013	GAP
Chloromethane	EPA-8260	U	10	1	UG/KG	10/25/2013	GAP
Vinyl Chloride	EPA-8260	U	10	1	UG/KG	10/25/2013	GAP
Bromomethane	EPA-8260	U	10	1	UG/KG	10/25/2013	GAP
Chloroethane	EPA-8260	U	10	1	UG/KG	10/25/2013	GAP
Carbon Tetrachloride	EPA-8260	U	10	1	UG/KG	10/25/2013	GAP
Trichlorofluoromethane	EPA-8260	U	10	1	UG/KG	10/25/2013	GAP
1,1-Dichloroethene	EPA-8260	U	10	1	UG/KG	10/25/2013	GAP
Methylene Chloride	EPA-8260	U	20	1	UG/KG	10/25/2013	GAP
Trans-1,2-Dichloroethene	EPA-8260	U	10	1	UG/KG	10/25/2013	GAP
1,1-Dichloroethane	EPA-8260	U	10	1	UG/KG	10/25/2013	GAP
Cis-1,2-Dichloroethene	EPA-8260	U	10	1	UG/KG	10/25/2013	GAP
2,2-Dichloropropane	EPA-8260	U	10	1	UG/KG	10/25/2013	GAP
Bromochloromethane	EPA-8260	U	10	1	UG/KG	10/25/2013	GAP
Chloroform	EPA-8260	U	10	1	UG/KG	10/25/2013	GAP
1,1,1-Trichloroethane	EPA-8260	U	10	1	UG/KG	10/25/2013	GAP
1,1-Dichloropropene	EPA-8260	U	10	1	UG/KG	10/25/2013	GAP
1,2-Dichloroethane	EPA-8260	U	10	1	UG/KG	10/25/2013	GAP
Trichloroethene	EPA-8260	U	10	1	UG/KG	10/25/2013	GAP
1,2-Dichloropropane	EPA-8260	U	10	1	UG/KG	10/25/2013	GAP
Dibromomethane	EPA-8260	U	10	1	UG/KG	10/25/2013	GAP
Bromodichloromethane	EPA-8260	U	10	1	UG/KG	10/25/2013	GAP
Trans-1,3-Dichloropropene	EPA-8260	U	10	1	UG/KG	10/25/2013	GAP
Cis-1,3-Dichloropropene	EPA-8260	U	10	1	UG/KG	10/25/2013	GAP
1,1,2-Trichloroethane	EPA-8260	U	10	1	UG/KG	10/25/2013	GAP
1,3-Dichloropropane	EPA-8260	U	10	1	UG/KG	10/25/2013	GAP
Tetrachloroethylene	EPA-8260	U	10	1	UG/KG	10/25/2013	GAP
Dibromochloromethane	EPA-8260	U	10	1	UG/KG	10/25/2013	GAP
1,2-Dibromoethane	EPA-8260	U	5.0	1	UG/KG	10/25/2013	GAP
Chlorobenzene	EPA-8260	U	10	1	UG/KG	10/25/2013	GAP
1,1,1,2-Tetrachloroethane	EPA-8260	U	10	1	UG/KG	10/25/2013	GAP
Bromoform	EPA-8260	U	10	1	UG/KG	10/25/2013	GAP
1,1,2,2-Tetrachloroethane	EPA-8260	U	10	1	UG/KG	10/25/2013	GAP
1,2,3-Trichloropropane	EPA-8260	U	10	1	UG/KG	10/25/2013	GAP
Bromobenzene	EPA-8260	U	10	1	UG/KG	10/25/2013	GAP
2-Chlorotoluene	EPA-8260	U	10	1	UG/KG	10/25/2013	GAP
4-Chlorotoluene	EPA-8260	U	10	1	UG/KG	10/25/2013	GAP
1,3 Dichlorobenzene	EPA-8260	U	10	1	UG/KG	10/25/2013	GAP



CERTIFICATE OF ANALYSIS

CLIENT:	Stratum Group	DATE:	10/31/2013
	P.O. Box 2546	ALS JOB#:	EV13100176
	Bellingham, WA 98227	ALS SAMPLE#:	EV13100176-09
CLIENT CONTACT:	Kim Ninnemann	DATE RECEIVED:	10/24/2013
CLIENT PROJECT:	View Ridge Plaza	COLLECTION DATE:	10/24/2013 1:05:00 PM
CLIENT SAMPLE ID	B4-7	WDOE ACCREDITATION:	C601

SAMPLE DATA RESULTS

ANALYTE	METHOD	RESULTS	REPORTING LIMITS	DILUTION FACTOR	UNITS	ANALYSIS DATE	ANALYSIS BY
1,4-Dichlorobenzene	EPA-8260	U	10	1	UG/KG	10/25/2013	GAP
1,2-Dichlorobenzene	EPA-8260	U	10	1	UG/KG	10/25/2013	GAP
1,2-Dibromo 3-Chloropropane	EPA-8260	U	50	1	UG/KG	10/25/2013	GAP
1,2,4-Trichlorobenzene	EPA-8260	U	10	1	UG/KG	10/25/2013	GAP
Hexachlorobutadiene	EPA-8260	U	10	1	UG/KG	10/25/2013	GAP
1,2,3-Trichlorobenzene	EPA-8260	U	10	1	UG/KG	10/25/2013	GAP

SURROGATE	METHOD	%REC	ANALYSIS DATE	ANALYSIS BY
1,2-Dichloroethane-d4	EPA-8260	103	10/25/2013	GAP
4-Bromofluorobenzene	EPA-8260	112	10/25/2013	GAP

U - Analyte analyzed for but not detected at level above reporting limit.



CERTIFICATE OF ANALYSIS

CLIENT:	Stratum Group	DATE:	10/31/2013
	P.O. Box 2546	ALS JOB#:	EV13100176
	Bellingham, WA 98227	ALS SAMPLE#:	EV13100176-10
CLIENT CONTACT:	Kim Ninnemann	DATE RECEIVED:	10/24/2013
CLIENT PROJECT:	View Ridge Plaza	COLLECTION DATE:	10/24/2013 10:30:00 AM
CLIENT SAMPLE ID	B1-W	WDOE ACCREDITATION:	C601

SAMPLE DATA RESULTS

ANALYTE	METHOD	RESULTS	REPORTING LIMITS	DILUTION FACTOR	UNITS	ANALYSIS DATE	ANALYSIS BY
Dichlorodifluoromethane	EPA-8260	U	2.0	1	UG/L	10/30/2013	GAP
Chloromethane	EPA-8260	U	2.0	1	UG/L	10/30/2013	GAP
Vinyl Chloride	EPA-8260	0.67	0.20	1	UG/L	10/30/2013	GAP
Bromomethane	EPA-8260	U	2.0	1	UG/L	10/30/2013	GAP
Chloroethane	EPA-8260	U	2.0	1	UG/L	10/30/2013	GAP
Carbon Tetrachloride	EPA-8260	U	2.0	1	UG/L	10/30/2013	GAP
Trichlorofluoromethane	EPA-8260	U	2.0	1	UG/L	10/30/2013	GAP
1,1-Dichloroethene	EPA-8260	U	2.0	1	UG/L	10/30/2013	GAP
Methylene Chloride	EPA-8260	U	5.0	1	UG/L	10/30/2013	GAP
Trans-1,2-Dichloroethene	EPA-8260	U	2.0	1	UG/L	10/30/2013	GAP
1,1-Dichloroethane	EPA-8260	U	2.0	1	UG/L	10/30/2013	GAP
Cis-1,2-Dichloroethene	EPA-8260	U	2.0	1	UG/L	10/30/2013	GAP
2,2-Dichloropropane	EPA-8260	U	2.0	1	UG/L	10/30/2013	GAP
Bromochloromethane	EPA-8260	U	2.0	1	UG/L	10/30/2013	GAP
Chloroform	EPA-8260	U	2.0	1	UG/L	10/30/2013	GAP
1,1,1-Trichloroethane	EPA-8260	U	2.0	1	UG/L	10/30/2013	GAP
1,1-Dichloropropene	EPA-8260	U	2.0	1	UG/L	10/30/2013	GAP
1,2-Dichloroethane	EPA-8260	U	2.0	1	UG/L	10/30/2013	GAP
Trichloroethene	EPA-8260	U	2.0	1	UG/L	10/30/2013	GAP
1,2-Dichloropropane	EPA-8260	U	2.0	1	UG/L	10/30/2013	GAP
Dibromomethane	EPA-8260	U	2.0	1	UG/L	10/30/2013	GAP
Bromodichloromethane	EPA-8260	U	2.0	1	UG/L	10/30/2013	GAP
Trans-1,3-Dichloropropene	EPA-8260	U	2.0	1	UG/L	10/30/2013	GAP
Cis-1,3-Dichloropropene	EPA-8260	U	2.0	1	UG/L	10/30/2013	GAP
1,1,2-Trichloroethane	EPA-8260	U	2.0	1	UG/L	10/30/2013	GAP
1,3-Dichloropropane	EPA-8260	U	2.0	1	UG/L	10/30/2013	GAP
Tetrachloroethylene	EPA-8260	U	2.0	1	UG/L	10/30/2013	GAP
Dibromochloromethane	EPA-8260	U	2.0	1	UG/L	10/30/2013	GAP
1,2-Dibromoethane	EPA-8260	U	0.010	1	UG/L	10/30/2013	GAP
Chlorobenzene	EPA-8260	U	2.0	1	UG/L	10/30/2013	GAP
1,1,1,2-Tetrachloroethane	EPA-8260	U	2.0	1	UG/L	10/30/2013	GAP
Bromoform	EPA-8260	U	2.0	1	UG/L	10/30/2013	GAP
1,1,2,2-Tetrachloroethane	EPA-8260	U	2.0	1	UG/L	10/30/2013	GAP
1,2,3-Trichloropropane	EPA-8260	U	2.0	1	UG/L	10/30/2013	GAP
Bromobenzene	EPA-8260	U	2.0	1	UG/L	10/30/2013	GAP
2-Chlorotoluene	EPA-8260	U	2.0	1	UG/L	10/30/2013	GAP
4-Chlorotoluene	EPA-8260	U	2.0	1	UG/L	10/30/2013	GAP
1,3 Dichlorobenzene	EPA-8260	U	2.0	1	UG/L	10/30/2013	GAP



CERTIFICATE OF ANALYSIS

CLIENT:	Stratum Group	DATE:	10/31/2013
	P.O. Box 2546	ALS JOB#:	EV13100176
	Bellingham, WA 98227	ALS SAMPLE#:	EV13100176-10
CLIENT CONTACT:	Kim Ninnemann	DATE RECEIVED:	10/24/2013
CLIENT PROJECT:	View Ridge Plaza	COLLECTION DATE:	10/24/2013 10:30:00 AM
CLIENT SAMPLE ID	B1-W	WDOE ACCREDITATION:	C601

SAMPLE DATA RESULTS

ANALYTE	METHOD	RESULTS	REPORTING LIMITS	DILUTION FACTOR	UNITS	ANALYSIS DATE	ANALYSIS BY
1,4-Dichlorobenzene	EPA-8260	U	2.0	1	UG/L	10/30/2013	GAP
1,2-Dichlorobenzene	EPA-8260	U	2.0	1	UG/L	10/30/2013	GAP
1,2-Dibromo 3-Chloropropane	EPA-8260	U	10	1	UG/L	10/30/2013	GAP
1,2,4-Trichlorobenzene	EPA-8260	U	2.0	1	UG/L	10/30/2013	GAP
Hexachlorobutadiene	EPA-8260	U	2.0	1	UG/L	10/30/2013	GAP
1,2,3-Trichlorobenzene	EPA-8260	U	2.0	1	UG/L	10/30/2013	GAP

SURROGATE	METHOD	%REC	ANALYSIS DATE	ANALYSIS BY
1,2-Dichloroethane-d4	EPA-8260	97.1	10/30/2013	GAP
4-Bromofluorobenzene	EPA-8260	90.2	10/30/2013	GAP

U - Analyte analyzed for but not detected at level above reporting limit.



CERTIFICATE OF ANALYSIS

CLIENT:	Stratum Group	DATE:	10/31/2013
	P.O. Box 2546	ALS JOB#:	EV13100176
	Bellingham, WA 98227	ALS SAMPLE#:	EV13100176-11
CLIENT CONTACT:	Kim Ninnemann	DATE RECEIVED:	10/24/2013
CLIENT PROJECT:	View Ridge Plaza	COLLECTION DATE:	10/24/2013 1:20:00 PM
CLIENT SAMPLE ID	B4-W	WDOE ACCREDITATION:	C601

SAMPLE DATA RESULTS

ANALYTE	METHOD	RESULTS	REPORTING LIMITS	DILUTION FACTOR	UNITS	ANALYSIS DATE	ANALYSIS BY
Dichlorodifluoromethane	EPA-8260	U	2.0	1	UG/L	10/30/2013	GAP
Chloromethane	EPA-8260	U	2.0	1	UG/L	10/30/2013	GAP
Vinyl Chloride	EPA-8260	0.98	0.20	1	UG/L	10/30/2013	GAP
Bromomethane	EPA-8260	U	2.0	1	UG/L	10/30/2013	GAP
Chloroethane	EPA-8260	U	2.0	1	UG/L	10/30/2013	GAP
Carbon Tetrachloride	EPA-8260	U	2.0	1	UG/L	10/30/2013	GAP
Trichlorofluoromethane	EPA-8260	U	2.0	1	UG/L	10/30/2013	GAP
1,1-Dichloroethene	EPA-8260	U	2.0	1	UG/L	10/30/2013	GAP
Methylene Chloride	EPA-8260	U	5.0	1	UG/L	10/30/2013	GAP
Trans-1,2-Dichloroethene	EPA-8260	U	2.0	1	UG/L	10/30/2013	GAP
1,1-Dichloroethane	EPA-8260	U	2.0	1	UG/L	10/30/2013	GAP
Cis-1,2-Dichloroethene	EPA-8260	U	2.0	1	UG/L	10/30/2013	GAP
2,2-Dichloropropane	EPA-8260	U	2.0	1	UG/L	10/30/2013	GAP
Bromochloromethane	EPA-8260	U	2.0	1	UG/L	10/30/2013	GAP
Chloroform	EPA-8260	U	2.0	1	UG/L	10/30/2013	GAP
1,1,1-Trichloroethane	EPA-8260	U	2.0	1	UG/L	10/30/2013	GAP
1,1-Dichloropropene	EPA-8260	U	2.0	1	UG/L	10/30/2013	GAP
1,2-Dichloroethane	EPA-8260	U	2.0	1	UG/L	10/30/2013	GAP
Trichloroethene	EPA-8260	U	2.0	1	UG/L	10/30/2013	GAP
1,2-Dichloropropane	EPA-8260	U	2.0	1	UG/L	10/30/2013	GAP
Dibromomethane	EPA-8260	U	2.0	1	UG/L	10/30/2013	GAP
Bromodichloromethane	EPA-8260	U	2.0	1	UG/L	10/30/2013	GAP
Trans-1,3-Dichloropropene	EPA-8260	U	2.0	1	UG/L	10/30/2013	GAP
Cis-1,3-Dichloropropene	EPA-8260	U	2.0	1	UG/L	10/30/2013	GAP
1,1,2-Trichloroethane	EPA-8260	U	2.0	1	UG/L	10/30/2013	GAP
1,3-Dichloropropane	EPA-8260	U	2.0	1	UG/L	10/30/2013	GAP
Tetrachloroethylene	EPA-8260	U	2.0	1	UG/L	10/30/2013	GAP
Dibromochloromethane	EPA-8260	U	2.0	1	UG/L	10/30/2013	GAP
1,2-Dibromoethane	EPA-8260	U	0.010	1	UG/L	10/30/2013	GAP
Chlorobenzene	EPA-8260	U	2.0	1	UG/L	10/30/2013	GAP
1,1,1,2-Tetrachloroethane	EPA-8260	U	2.0	1	UG/L	10/30/2013	GAP
Bromoform	EPA-8260	U	2.0	1	UG/L	10/30/2013	GAP
1,1,2,2-Tetrachloroethane	EPA-8260	U	2.0	1	UG/L	10/30/2013	GAP
1,2,3-Trichloropropane	EPA-8260	U	2.0	1	UG/L	10/30/2013	GAP
Bromobenzene	EPA-8260	U	2.0	1	UG/L	10/30/2013	GAP
2-Chlorotoluene	EPA-8260	U	2.0	1	UG/L	10/30/2013	GAP
4-Chlorotoluene	EPA-8260	U	2.0	1	UG/L	10/30/2013	GAP
1,3 Dichlorobenzene	EPA-8260	U	2.0	1	UG/L	10/30/2013	GAP



CERTIFICATE OF ANALYSIS

CLIENT:	Stratum Group	DATE:	10/31/2013
	P.O. Box 2546	ALS JOB#:	EV13100176
	Bellingham, WA 98227	ALS SAMPLE#:	EV13100176-11
CLIENT CONTACT:	Kim Ninnemann	DATE RECEIVED:	10/24/2013
CLIENT PROJECT:	View Ridge Plaza	COLLECTION DATE:	10/24/2013 1:20:00 PM
CLIENT SAMPLE ID	B4-W	WDOE ACCREDITATION:	C601

SAMPLE DATA RESULTS

ANALYTE	METHOD	RESULTS	REPORTING LIMITS	DILUTION FACTOR	UNITS	ANALYSIS DATE	ANALYSIS BY
1,4-Dichlorobenzene	EPA-8260	U	2.0	1	UG/L	10/30/2013	GAP
1,2-Dichlorobenzene	EPA-8260	U	2.0	1	UG/L	10/30/2013	GAP
1,2-Dibromo 3-Chloropropane	EPA-8260	U	10	1	UG/L	10/30/2013	GAP
1,2,4-Trichlorobenzene	EPA-8260	U	2.0	1	UG/L	10/30/2013	GAP
Hexachlorobutadiene	EPA-8260	U	2.0	1	UG/L	10/30/2013	GAP
1,2,3-Trichlorobenzene	EPA-8260	U	2.0	1	UG/L	10/30/2013	GAP

SURROGATE	METHOD	%REC	ANALYSIS DATE	ANALYSIS BY
1,2-Dichloroethane-d4	EPA-8260	100	10/30/2013	GAP
4-Bromofluorobenzene	EPA-8260	92.8	10/30/2013	GAP

U - Analyte analyzed for but not detected at level above reporting limit.



CERTIFICATE OF ANALYSIS

CLIENT: Stratum Group
 P.O. Box 2546
 Bellingham, WA 98227

CLIENT CONTACT: Kim Ninnemann
 CLIENT PROJECT: View Ridge Plaza
 CLIENT SAMPLE ID: B5-W

DATE: 10/31/2013
 ALS JOB#: EV13100176
 ALS SAMPLE#: EV13100176-12
 DATE RECEIVED: 10/24/2013
 COLLECTION DATE: 10/24/2013 2:05:00 PM
 WDOE ACCREDITATION: C601

SAMPLE DATA RESULTS

ANALYTE	METHOD	RESULTS	REPORTING LIMITS	DILUTION FACTOR	UNITS	ANALYSIS DATE	ANALYSIS BY
Dichlorodifluoromethane	EPA-8260	U	2.0	1	UG/L	10/30/2013	GAP
Chloromethane	EPA-8260	U	2.0	1	UG/L	10/30/2013	GAP
Vinyl Chloride	EPA-8260	0.28	0.20	1	UG/L	10/30/2013	GAP
Bromomethane	EPA-8260	U	2.0	1	UG/L	10/30/2013	GAP
Chloroethane	EPA-8260	U	2.0	1	UG/L	10/30/2013	GAP
Carbon Tetrachloride	EPA-8260	U	2.0	1	UG/L	10/30/2013	GAP
Trichlorofluoromethane	EPA-8260	U	2.0	1	UG/L	10/30/2013	GAP
1,1-Dichloroethene	EPA-8260	U	2.0	1	UG/L	10/30/2013	GAP
Methylene Chloride	EPA-8260	U	5.0	1	UG/L	10/30/2013	GAP
Trans-1,2-Dichloroethene	EPA-8260	U	2.0	1	UG/L	10/30/2013	GAP
1,1-Dichloroethane	EPA-8260	U	2.0	1	UG/L	10/30/2013	GAP
Cis-1,2-Dichloroethene	EPA-8260	U	2.0	1	UG/L	10/30/2013	GAP
2,2-Dichloropropane	EPA-8260	U	2.0	1	UG/L	10/30/2013	GAP
Bromochloromethane	EPA-8260	U	2.0	1	UG/L	10/30/2013	GAP
Chloroform	EPA-8260	U	2.0	1	UG/L	10/30/2013	GAP
1,1,1-Trichloroethane	EPA-8260	U	2.0	1	UG/L	10/30/2013	GAP
1,1-Dichloropropene	EPA-8260	U	2.0	1	UG/L	10/30/2013	GAP
1,2-Dichloroethane	EPA-8260	U	2.0	1	UG/L	10/30/2013	GAP
Trichloroethene	EPA-8260	U	2.0	1	UG/L	10/30/2013	GAP
1,2-Dichloropropane	EPA-8260	U	2.0	1	UG/L	10/30/2013	GAP
Dibromomethane	EPA-8260	U	2.0	1	UG/L	10/30/2013	GAP
Bromodichloromethane	EPA-8260	U	2.0	1	UG/L	10/30/2013	GAP
Trans-1,3-Dichloropropene	EPA-8260	U	2.0	1	UG/L	10/30/2013	GAP
Cis-1,3-Dichloropropene	EPA-8260	U	2.0	1	UG/L	10/30/2013	GAP
1,1,2-Trichloroethane	EPA-8260	U	2.0	1	UG/L	10/30/2013	GAP
1,3-Dichloropropane	EPA-8260	U	2.0	1	UG/L	10/30/2013	GAP
Tetrachloroethylene	EPA-8260	U	2.0	1	UG/L	10/30/2013	GAP
Dibromochloromethane	EPA-8260	U	2.0	1	UG/L	10/30/2013	GAP
1,2-Dibromoethane	EPA-8260	U	0.010	1	UG/L	10/30/2013	GAP
Chlorobenzene	EPA-8260	U	2.0	1	UG/L	10/30/2013	GAP
1,1,1,2-Tetrachloroethane	EPA-8260	U	2.0	1	UG/L	10/30/2013	GAP
Bromoform	EPA-8260	U	2.0	1	UG/L	10/30/2013	GAP
1,1,1,2,2-Tetrachloroethane	EPA-8260	U	2.0	1	UG/L	10/30/2013	GAP
1,2,3-Trichloropropane	EPA-8260	U	2.0	1	UG/L	10/30/2013	GAP
Bromobenzene	EPA-8260	U	2.0	1	UG/L	10/30/2013	GAP
2-Chlorotoluene	EPA-8260	U	2.0	1	UG/L	10/30/2013	GAP
4-Chlorotoluene	EPA-8260	U	2.0	1	UG/L	10/30/2013	GAP
1,3 Dichlorobenzene	EPA-8260	U	2.0	1	UG/L	10/30/2013	GAP



CERTIFICATE OF ANALYSIS

CLIENT:	Stratum Group	DATE:	10/31/2013
	P.O. Box 2546	ALS JOB#:	EV13100176
	Bellingham, WA 98227	ALS SAMPLE#:	EV13100176-12
CLIENT CONTACT:	Kim Ninnemann	DATE RECEIVED:	10/24/2013
CLIENT PROJECT:	View Ridge Plaza	COLLECTION DATE:	10/24/2013 2:05:00 PM
CLIENT SAMPLE ID	B5-W	WDOE ACCREDITATION:	C601

SAMPLE DATA RESULTS

ANALYTE	METHOD	RESULTS	REPORTING LIMITS	DILUTION FACTOR	UNITS	ANALYSIS DATE	ANALYSIS BY
1,4-Dichlorobenzene	EPA-8260	U	2.0	1	UG/L	10/30/2013	GAP
1,2-Dichlorobenzene	EPA-8260	U	2.0	1	UG/L	10/30/2013	GAP
1,2-Dibromo 3-Chloropropane	EPA-8260	U	10	1	UG/L	10/30/2013	GAP
1,2,4-Trichlorobenzene	EPA-8260	U	2.0	1	UG/L	10/30/2013	GAP
Hexachlorobutadiene	EPA-8260	U	2.0	1	UG/L	10/30/2013	GAP
1,2,3-Trichlorobenzene	EPA-8260	U	2.0	1	UG/L	10/30/2013	GAP

SURROGATE	METHOD	%REC	ANALYSIS DATE	ANALYSIS BY
1,2-Dichloroethane-d4	EPA-8260	97.1	10/30/2013	GAP
4-Bromofluorobenzene	EPA-8260	94.6	10/30/2013	GAP

U - Analyte analyzed for but not detected at level above reporting limit.



CERTIFICATE OF ANALYSIS

CLIENT: Stratum Group DATE: 10/31/2013
 P.O. Box 2546 ALS SDG#: EV13100176
 Bellingham, WA 98227 WDOE ACCREDITATION: C601

CLIENT CONTACT: Kim Ninnemann
 CLIENT PROJECT: View Ridge Plaza

LABORATORY BLANK RESULTS

MBG-102413W - Batch 7307 - Water by NWTPH-GX

ANALYTE	METHOD	RESULTS	REPORTING LIMITS	DILUTION FACTOR	UNITS	ANALYSIS DATE	ANALYSIS BY
TPH-Volatile Range	NWTPH-GX	U	50	1	UG/L	10/24/2013	DLC

U - Analyte analyzed for but not detected at level above reporting limit.

MB-102413W - Batch 7307 - Water by EPA-8021

ANALYTE	METHOD	RESULTS	REPORTING LIMITS	DILUTION FACTOR	UNITS	ANALYSIS DATE	ANALYSIS BY
Methyl T-Butyl Ether	EPA-8021	U	3.0	1	UG/L	10/24/2013	DLC
Benzene	EPA-8021	U	1.0	1	UG/L	10/24/2013	DLC
Toluene	EPA-8021	U	1.0	1	UG/L	10/24/2013	DLC
Ethylbenzene	EPA-8021	U	1.0	1	UG/L	10/24/2013	DLC
Xylenes	EPA-8021	U	3.0	1	UG/L	10/24/2013	DLC

U - Analyte analyzed for but not detected at level above reporting limit.

MB-102213S - Batch 7302 - Soil by EPA-8260

ANALYTE	METHOD	RESULTS	REPORTING LIMITS	DILUTION FACTOR	UNITS	ANALYSIS DATE	ANALYSIS BY
Dichlorodifluoromethane	EPA-8260	U	10	1	UG/KG	10/22/2013	GAP
Chloromethane	EPA-8260	U	10	1	UG/KG	10/22/2013	GAP
Vinyl Chloride	EPA-8260	U	10	1	UG/KG	10/22/2013	GAP
Bromomethane	EPA-8260	U	10	1	UG/KG	10/22/2013	GAP
Chloroethane	EPA-8260	U	10	1	UG/KG	10/22/2013	GAP
Carbon Tetrachloride	EPA-8260	U	10	1	UG/KG	10/22/2013	GAP
Trichlorofluoromethane	EPA-8260	U	10	1	UG/KG	10/22/2013	GAP
1,1-Dichloroethene	EPA-8260	U	10	1	UG/KG	10/22/2013	GAP
Methylene Chloride	EPA-8260	U	20	1	UG/KG	10/22/2013	GAP
Trans-1,2-Dichloroethene	EPA-8260	U	10	1	UG/KG	10/22/2013	GAP
1,1-Dichloroethane	EPA-8260	U	10	1	UG/KG	10/22/2013	GAP
Cis-1,2-Dichloroethene	EPA-8260	U	10	1	UG/KG	10/22/2013	GAP
2,2-Dichloropropane	EPA-8260	U	10	1	UG/KG	10/22/2013	GAP
Bromochloromethane	EPA-8260	U	10	1	UG/KG	10/22/2013	GAP
Chloroform	EPA-8260	U	10	1	UG/KG	10/22/2013	GAP
1,1,1-Trichloroethane	EPA-8260	U	10	1	UG/KG	10/22/2013	GAP
1,1-Dichloropropene	EPA-8260	U	10	1	UG/KG	10/22/2013	GAP
1,2-Dichloroethane	EPA-8260	U	10	1	UG/KG	10/22/2013	GAP
Trichloroethene	EPA-8260	U	10	1	UG/KG	10/22/2013	GAP
1,2-Dichloropropane	EPA-8260	U	10	1	UG/KG	10/22/2013	GAP
Dibromomethane	EPA-8260	U	10	1	UG/KG	10/22/2013	GAP
Bromodichloromethane	EPA-8260	U	10	1	UG/KG	10/22/2013	GAP



CERTIFICATE OF ANALYSIS

CLIENT:	Stratum Group P.O. Box 2546 Bellingham, WA 98227	DATE: 10/31/2013
CLIENT CONTACT:	Kim Ninnemann	ALS SDG#: EV13100176
CLIENT PROJECT:	View Ridge Plaza	WDOE ACCREDITATION: C601

LABORATORY BLANK RESULTS

MB-102213S - Batch 7302 - Soil by EPA-8260

ANALYTE	METHOD	RESULTS	REPORTING LIMITS	DILUTION FACTOR	UNITS	ANALYSIS DATE	ANALYSIS BY
Trans-1,3-Dichloropropene	EPA-8260	U	10	1	UG/KG	10/22/2013	GAP
Toluene	EPA-8260	U	10	1	UG/KG	10/22/2013	GAP
Cis-1,3-Dichloropropene	EPA-8260	U	10	1	UG/KG	10/22/2013	GAP
1,1,2-Trichloroethane	EPA-8260	U	10	1	UG/KG	10/22/2013	GAP
1,3-Dichloropropane	EPA-8260	U	10	1	UG/KG	10/22/2013	GAP
Tetrachloroethylene	EPA-8260	U	10	1	UG/KG	10/22/2013	GAP
Dibromochloromethane	EPA-8260	U	10	1	UG/KG	10/22/2013	GAP
1,2-Dibromoethane	EPA-8260	U	5.0	1	UG/KG	10/22/2013	GAP
Chlorobenzene	EPA-8260	U	10	1	UG/KG	10/22/2013	GAP
1,1,1,2-Tetrachloroethane	EPA-8260	U	10	1	UG/KG	10/22/2013	GAP
Bromoform	EPA-8260	U	10	1	UG/KG	10/22/2013	GAP
1,1,2,2-Tetrachloroethane	EPA-8260	U	10	1	UG/KG	10/22/2013	GAP
1,2,3-Trichloropropane	EPA-8260	U	10	1	UG/KG	10/22/2013	GAP
Bromobenzene	EPA-8260	U	10	1	UG/KG	10/22/2013	GAP
2-Chlorotoluene	EPA-8260	U	10	1	UG/KG	10/22/2013	GAP
4-Chlorotoluene	EPA-8260	U	10	1	UG/KG	10/22/2013	GAP
1,3 Dichlorobenzene	EPA-8260	U	10	1	UG/KG	10/22/2013	GAP
1,4-Dichlorobenzene	EPA-8260	U	10	1	UG/KG	10/22/2013	GAP
1,2-Dichlorobenzene	EPA-8260	U	10	1	UG/KG	10/22/2013	GAP
1,2-Dibromo 3-Chloropropane	EPA-8260	U	50	1	UG/KG	10/22/2013	GAP
1,2,4-Trichlorobenzene	EPA-8260	U	10	1	UG/KG	10/22/2013	GAP
Hexachlorobutadiene	EPA-8260	U	10	1	UG/KG	10/22/2013	GAP
1,2,3-Trichlorobenzene	EPA-8260	U	10	1	UG/KG	10/22/2013	GAP

U - Analyte analyzed for but not detected at level above reporting limit.

MB-103013W - Batch 7321 - Water by EPA-8260

ANALYTE	METHOD	RESULTS	REPORTING LIMITS	DILUTION FACTOR	UNITS	ANALYSIS DATE	ANALYSIS BY
Dichlorodifluoromethane	EPA-8260	U	2.0	1	UG/L	10/30/2013	GAP
Chloromethane	EPA-8260	U	2.0	1	UG/L	10/30/2013	GAP
Vinyl Chloride	EPA-8260	U	0.20	1	UG/L	10/30/2013	GAP
Bromomethane	EPA-8260	U	2.0	1	UG/L	10/30/2013	GAP
Chloroethane	EPA-8260	U	2.0	1	UG/L	10/30/2013	GAP
Carbon Tetrachloride	EPA-8260	U	2.0	1	UG/L	10/30/2013	GAP
Trichlorofluoromethane	EPA-8260	U	2.0	1	UG/L	10/30/2013	GAP
1,1-Dichloroethene	EPA-8260	U	2.0	1	UG/L	10/30/2013	GAP
Methylene Chloride	EPA-8260	U	5.0	1	UG/L	10/30/2013	GAP
Trans-1,2-Dichloroethene	EPA-8260	U	2.0	1	UG/L	10/30/2013	GAP
1,1-Dichloroethane	EPA-8260	U	2.0	1	UG/L	10/30/2013	GAP
Cis-1,2-Dichloroethene	EPA-8260	U	2.0	1	UG/L	10/30/2013	GAP



CERTIFICATE OF ANALYSIS

CLIENT:	Stratum Group	DATE:	10/31/2013
	P.O. Box 2546	ALS SDG#:	EV13100176
	Bellingham, WA 98227	WDOE ACCREDITATION:	C601
CLIENT CONTACT:	Kim Ninnemann		
CLIENT PROJECT:	View Ridge Plaza		

LABORATORY BLANK RESULTS

MB-103013W - Batch 7321 - Water by EPA-8260

2,2-Dichloropropane	EPA-8260	U	2.0	1	UG/L	10/30/2013	GAP
Bromochloromethane	EPA-8260	U	2.0	1	UG/L	10/30/2013	GAP
Chloroform	EPA-8260	U	2.0	1	UG/L	10/30/2013	GAP
1,1,1-Trichloroethane	EPA-8260	U	2.0	1	UG/L	10/30/2013	GAP
1,1-Dichloropropene	EPA-8260	U	2.0	1	UG/L	10/30/2013	GAP
1,2-Dichloroethane	EPA-8260	U	2.0	1	UG/L	10/30/2013	GAP
Trichloroethene	EPA-8260	U	2.0	1	UG/L	10/30/2013	GAP
1,2-Dichloropropane	EPA-8260	U	2.0	1	UG/L	10/30/2013	GAP
Dibromomethane	EPA-8260	U	2.0	1	UG/L	10/30/2013	GAP
Bromodichloromethane	EPA-8260	U	2.0	1	UG/L	10/30/2013	GAP
Trans-1,3-Dichloropropene	EPA-8260	U	2.0	1	UG/L	10/30/2013	GAP
Toluene	EPA-8260	U	2.0	1	UG/L	10/30/2013	GAP
Cis-1,3-Dichloropropene	EPA-8260	U	2.0	1	UG/L	10/30/2013	GAP
1,1,2-Trichloroethane	EPA-8260	U	2.0	1	UG/L	10/30/2013	GAP
1,3-Dichloropropane	EPA-8260	U	2.0	1	UG/L	10/30/2013	GAP
Tetrachloroethylene	EPA-8260	U	2.0	1	UG/L	10/30/2013	GAP
Dibromochloromethane	EPA-8260	U	2.0	1	UG/L	10/30/2013	GAP
1,2-Dibromoethane	EPA-8260	U	0.010	1	UG/L	10/30/2013	GAP
Chlorobenzene	EPA-8260	U	2.0	1	UG/L	10/30/2013	GAP
1,1,1,2-Tetrachloroethane	EPA-8260	U	2.0	1	UG/L	10/30/2013	GAP
Bromoform	EPA-8260	U	2.0	1	UG/L	10/30/2013	GAP
1,1,2,2-Tetrachloroethane	EPA-8260	U	2.0	1	UG/L	10/30/2013	GAP
1,2,3-Trichloropropane	EPA-8260	U	2.0	1	UG/L	10/30/2013	GAP
Bromobenzene	EPA-8260	U	2.0	1	UG/L	10/30/2013	GAP
2-Chlorotoluene	EPA-8260	U	2.0	1	UG/L	10/30/2013	GAP
4-Chlorotoluene	EPA-8260	U	2.0	1	UG/L	10/30/2013	GAP
1,3 Dichlorobenzene	EPA-8260	U	2.0	1	UG/L	10/30/2013	GAP
1,4-Dichlorobenzene	EPA-8260	U	2.0	1	UG/L	10/30/2013	GAP
1,2-Dichlorobenzene	EPA-8260	U	2.0	1	UG/L	10/30/2013	GAP
1,2-Dibromo 3-Chloropropane	EPA-8260	U	10	1	UG/L	10/30/2013	GAP
1,2,4-Trichlorobenzene	EPA-8260	U	2.0	1	UG/L	10/30/2013	GAP
Hexachlorobutadiene	EPA-8260	U	2.0	1	UG/L	10/30/2013	GAP
1,2,3-Trichlorobenzene	EPA-8260	U	2.0	1	UG/L	10/30/2013	GAP

U - Analyte analyzed for but not detected at level above reporting limit.



CERTIFICATE OF ANALYSIS

CLIENT:	Stratum Group	DATE:	10/31/2013
	P.O. Box 2546	ALS SDG#:	EV13100176
	Bellingham, WA 98227	WDOE ACCREDITATION:	C601
CLIENT CONTACT:	Kim Ninnemann		
CLIENT PROJECT:	View Ridge Plaza		

LABORATORY CONTROL SAMPLE RESULTS

ALS Test Batch ID: 7307 - Water by NWTPH-GX

SPIKED COMPOUND	METHOD	%REC	RPD	QUAL	ANALYSIS DATE	ANALYSIS BY
TPH-Volatile Range - BS	NWTPH-GX	68.4			10/24/2013	DLC
TPH-Volatile Range - BSD	NWTPH-GX	70.0	2		10/24/2013	DLC

ALS Test Batch ID: 7307 - Water by EPA-8021

SPIKED COMPOUND	METHOD	%REC	RPD	QUAL	ANALYSIS DATE	ANALYSIS BY
Methyl T-Butyl Ether - BS	EPA-8021	95.6			10/24/2013	DLC
Methyl T-Butyl Ether - BSD	EPA-8021	100	5		10/24/2013	DLC
Benzene - BS	EPA-8021	93.4			10/24/2013	DLC
Benzene - BSD	EPA-8021	98.6	5		10/24/2013	DLC
Toluene - BS	EPA-8021	97.8			10/24/2013	DLC
Toluene - BSD	EPA-8021	102	5		10/24/2013	DLC
Ethylbenzene - BS	EPA-8021	99.4			10/24/2013	DLC
Ethylbenzene - BSD	EPA-8021	104	4		10/24/2013	DLC
Xylenes - BS	EPA-8021	101			10/24/2013	DLC
Xylenes - BSD	EPA-8021	105	5		10/24/2013	DLC

ALS Test Batch ID: 7302 - Soil by EPA-8260

SPIKED COMPOUND	METHOD	%REC	RPD	QUAL	ANALYSIS DATE	ANALYSIS BY
1,1-Dichloroethene - BS	EPA-8260	105			10/22/2013	GAP
1,1-Dichloroethene - BSD	EPA-8260	96.2	8		10/24/2013	GAP
Trichloroethene - BS	EPA-8260	108			10/22/2013	GAP
Trichloroethene - BSD	EPA-8260	118	9		10/24/2013	GAP
Toluene - BS	EPA-8260	88.0			10/22/2013	GAP
Toluene - BSD	EPA-8260	86.0	2		10/24/2013	GAP
Chlorobenzene - BS	EPA-8260	92.8			10/22/2013	GAP
Chlorobenzene - BSD	EPA-8260	88.7	5		10/24/2013	GAP

ALS Test Batch ID: 7321 - Water by EPA-8260

SPIKED COMPOUND	METHOD	%REC	RPD	QUAL	ANALYSIS DATE	ANALYSIS BY
1,1-Dichloroethene - BS	EPA-8260	100			10/30/2013	GAP
1,1-Dichloroethene - BSD	EPA-8260	96.0	4		10/30/2013	GAP
Trichloroethene - BS	EPA-8260	97.6			10/30/2013	GAP
Trichloroethene - BSD	EPA-8260	90.5	8		10/30/2013	GAP
Toluene - BS	EPA-8260	98.6			10/30/2013	GAP
Toluene - BSD	EPA-8260	92.8	6		10/30/2013	GAP



ALS Environmental

CERTIFICATE OF ANALYSIS

CLIENT: Stratum Group
P.O. Box 2546
Bellingham, WA 98227

DATE: 10/31/2013
ALS SDG#: EV13100176
WDOE ACCREDITATION: C601

CLIENT CONTACT: Kim Ninnemann
CLIENT PROJECT: View Ridge Plaza

LABORATORY CONTROL SAMPLE RESULTS

SPIKED COMPOUND	METHOD	%REC	RPD	QUAL	ANALYSIS DATE	ANALYSIS BY
Chlorobenzene - BS	EPA-8260	104			10/30/2013	GAP
Chlorobenzene - BSD	EPA-8260	96.8	7		10/30/2013	GAP

APPROVED BY

Laboratory Director



ALS Environmental
 8620 Holly Drive, Suite 100
 Everett, WA 98208
 Phone (425) 356-2600
 Fax (425) 356-2626
 http://www.alsglobal.com

Chain Of Custody/ Laboratory Analysis Request

ALS Job# _____ (Laboratory Use Only)

EV13100176

Date 10/24/13 Page 1 Of 2

PROJECT ID: View Ridge Plaza					ANALYSIS REQUESTED													OTHER (Specify)				
REPORT TO COMPANY: Stratim Group					NWTPH-HCID NWTPH-DX NWTPH-GX BTEX by EPA-8021 MTBE by EPA-8021 <input type="checkbox"/> EPA-8260 <input type="checkbox"/> Halogenated Volatiles by EPA 8260 Volatile Organic Compounds by EPA 8260 EDB / EDC by EPA 8260 SIM (water) EDB / EDC by EPA 8260 (soil) Semivolatile Organic Compounds by EPA 8270 Polycyclic Aromatic Hydrocarbons (PAH) by EPA-8270 SIM <input type="checkbox"/> PCB <input type="checkbox"/> Pesticides <input type="checkbox"/> by EPA 8081/8082 Metals-MTCA-5 <input type="checkbox"/> RCRA-8 <input type="checkbox"/> Pri Pol <input type="checkbox"/> TAL <input type="checkbox"/> Metals Other (Specify) _____ TCLP-Metals <input type="checkbox"/> VOA <input type="checkbox"/> Semi-Vol <input type="checkbox"/> Pest <input type="checkbox"/> Herbs <input type="checkbox"/>	<input type="checkbox"/> <input type="checkbox"/> <input type="checkbox"/> <input type="checkbox"/> <input type="checkbox"/> <input type="checkbox"/> <input type="checkbox"/> <input type="checkbox"/> <input type="checkbox"/> <input type="checkbox"/> <input type="checkbox"/> <input type="checkbox"/> <input type="checkbox"/> <input type="checkbox"/> <input type="checkbox"/> <input type="checkbox"/> <input type="checkbox"/> <input type="checkbox"/> <input type="checkbox"/> <input type="checkbox"/> <input type="checkbox"/> <input type="checkbox"/> <input type="checkbox"/> <input type="checkbox"/> <input type="checkbox"/>													NUMBER OF CONTAINERS	RECEIVED IN GOOD CONDITION?		
PROJECT MANAGER: Kim Ninnemann																						
ADDRESS: Po Box 2916																						
Bellingham, WA 98227																						
PHONE: 360-714-9409 FAX: 360-715-1740																						
P.O. #: View Ridge E-MAIL: stratimgroup@westaff.com																						
INVOICE TO COMPANY: Everett Masonic Corp																						
ATTENTION: Pat Marlatt patrickmarlatt@comcast.net																						
ADDRESS: 234 Olympic Blvd																						
Everett, WA 98203																						
SAMPLE I.D.	DATE	TIME	TYPE	LAB#	NWTPH-HCID	NWTPH-DX	NWTPH-GX	BTEX by EPA-8021	MTBE by EPA-8021 <input type="checkbox"/> EPA-8260 <input type="checkbox"/>	Halogenated Volatiles by EPA 8260	Volatile Organic Compounds by EPA 8260	EDB / EDC by EPA 8260 SIM (water)	EDB / EDC by EPA 8260 (soil)	Semivolatile Organic Compounds by EPA 8270	Polycyclic Aromatic Hydrocarbons (PAH) by EPA-8270 SIM <input type="checkbox"/>	PCB <input type="checkbox"/> Pesticides <input type="checkbox"/> by EPA 8081/8082	Metals-MTCA-5 <input type="checkbox"/> RCRA-8 <input type="checkbox"/> Pri Pol <input type="checkbox"/> TAL <input type="checkbox"/>	Metals Other (Specify)	TCLP-Metals <input type="checkbox"/> VOA <input type="checkbox"/> Semi-Vol <input type="checkbox"/> Pest <input type="checkbox"/> Herbs <input type="checkbox"/>	NUMBER OF CONTAINERS	RECEIVED IN GOOD CONDITION?	
1. MW-A	10/24/13	3:50	H ₂ O	1			X	X	X												2	
2. MW-B		3:20	H ₂ O	2			X	X	X												2	
3. MW-C		2:50	H ₂ O	3			X	X	X												2	
4. B1-4		10:05	Soil	4						X											4	
5. B2-9		11:15		5						X											4	
6. B2-2c		11:40		6						X											4	
7. B3-5		12:15		7						X											3	
8. B3-13		12:25		8						X											3	
9. B4-7		1:05		9						X											3	
10. B5 B1-W		10:30	H ₂ O	10						X											2	

LABORATORY COPY

SPECIAL INSTRUCTIONS

SIGNATURES (Name, Company, Date, Time):

1. Relinquished By: Kim Ninnemann Stratim Group 10/24/13 4:45
 Received By: Shawn Robison ALS 10/24/13 4:45

2. Relinquished By: _____
 Received By: _____

TURNAROUND REQUESTED in Business Days*

Organic, Metals & Inorganic Analysis **OTHER:** _____
 10 Standard 5 3 2 1 SAME DAY
Fuels & Hydrocarbon Analysis
 10 Standard 5 3 1 SAME DAY

Specify: _____

* Turnaround request less than standard may incur Rush Charges



ALS Environmental
 8620 Holly Drive, Suite 100
 Everett, WA 98208
 Phone (425) 356-2600
 Fax (425) 356-2626
 http://www.alsglobal.com

Chain Of Custody/ Laboratory Analysis Request

ALS Job# (Laboratory Use Only)

E/13100176

Date 10/24/13 Page 2 Of 2

PROJECT ID: <u>View Ridge Plaza</u>					ANALYSIS REQUESTED										OTHER (Specify)												
REPORT TO COMPANY: <u>Stratum Group</u>					NWTPH-HCID NWTPH-DX NWTPH-GX BTEX by EPA-8021 MTBE by EPA-8021 <input type="checkbox"/> EPA-8260 <input type="checkbox"/> Halogenated Volatiles by EPA 8260 Volatile Organic Compounds by EPA 8260 EDB / EDC by EPA 8260 SIM (water) EDB / EDC by EPA 8260 (soil) Semivolatile Organic Compounds by EPA 8270 Polycyclic Aromatic Hydrocarbons (PAH) by EPA-8270 SIM <input type="checkbox"/> PCB <input type="checkbox"/> Pesticides <input type="checkbox"/> by EPA 8081/8082 Metals-MTCA-5 <input type="checkbox"/> RCRA-8 <input type="checkbox"/> Pri Pol <input type="checkbox"/> TAL <input type="checkbox"/> Metals Other (Specify) TCLP-Metals <input type="checkbox"/> VOA <input type="checkbox"/> Semi-Vol <input type="checkbox"/> Pest <input type="checkbox"/> Herbs <input type="checkbox"/>																						
PROJECT MANAGER:																											
ADDRESS:																											
PHONE: FAX:																											
PO. #: <u>View Ridge</u> E-MAIL:																											
INVOICE TO COMPANY: <u>Everett Masonic Corp</u>																											
ATTENTION:																											
ADDRESS:																											
SAMPLE I.D.	DATE	TIME	TYPE	LAB#																							
1. <u>B4-W</u>	<u>10/24/13</u>	<u>1:20</u>	<u>H₂O</u>	<u>11</u>																							
2. <u>B5-W</u>	<u>↓</u>	<u>2:05</u>	<u>H₂O</u>	<u>12</u>											2	RECEIVED IN GOOD CONDITION?											
3.																											
4.																											
5.																											
6.																											
7.																											
8.																											
9.																											
10.																											

LABORATORY COPY

SPECIAL INSTRUCTIONS

SIGNATURES (Name, Company, Date, Time):

1. Relinquished By: Kim Anneman - Stratum Group 10/24/13 4:45
 Received By: Shawn Robinson ALS 10/24/13 4:45

2. Relinquished By: _____
 Received By: _____

TURNAROUND REQUESTED in Business Days*

Organic, Metals & Inorganic Analysis

10 <small>Standard</small>	5	3	2	1	SAME DAY
-------------------------------	--------------	---	---	---	----------

Fuels & Hydrocarbon Analysis

5 <small>Standard</small>	3	1	SAME DAY
------------------------------	---	---	----------

OTHER: _____
 Specify: _____

* Turnaround request less than standard may incur Rush Charges



Stratum Group

BOREHOLE NUMBER
PROJECT
LOCATION
PROJECT NUMBER
LOGGED BY

B1
View Ridge Plaza
220 Olympic Boulevard
9.30.13
Kim Ninnemann


SAMPLE INFORMATION						Depth (ft)	STRATA	DESCRIPTION
Sample ID	Blow Counts	Sample Depth (ft)	Discoloration	Sheen	Odor			
							GP	2" asphalt with sandy gravel base with minor clay
B1-4		4 to 5	No	No	No	5-	ML	Moist, brown-black-grey SILT with minor sand. Thin black organic layer at 6' depth.
B1-7		6 to 7	No	No	No			10" wet grey SAND
						10-	CL	Dry, grey to tan-grey, compact CLAY
						15-		Boring extended to 15' depth. Perched water bearing layer encountered at 9'.
						20-		
						25-		


DRILLING CONTRACTOR
DRILLING METHOD
SAMPLING EQUIPMENT
DRILLING DATE

SURFACE ELEVATION
DATUMS

ESN
Geoprobe
Stainless spoon and bowl
October 24, 2013

Location Sketch





Stratum Group

BOREHOLE NUMBER
PROJECT
LOCATION
PROJECT NUMBER
LOGGED BY

B2
View Ridge Plaza
220 Olympic Boulevard
9.30.13
Kim Ninnemann


SAMPLE INFORMATION						Depth (ft)	STRATA	DESCRIPTION
Sample ID	Blow Counts	Sample Depth (ft)	Discoloration	Sheen	Odor			
							GP	3" asphalt with sandy gravel base
						5--	ML	Damp, brown to grey compact sandy SILT
B2-9		8 to 9	No	No	No			
						10--	ML/ CL	Dense, grey to tan, dry to damp sandy CLAY that grades to clayey SILT. 4" of very fine, wet SAND at 9' depth.
						15--	CL	Dry, dense grey CLAY
B2-20		19 to 20	No	No	No	20--		Boring extended to 20' depth. No groundwater encountered.
						25--		


DRILLING CONTRACTOR
DRILLING METHOD
SAMPLING EQUIPMENT
DRILLING DATE

SURFACE ELEVATION
DATUMS

ESN
Geoprobe
Stainless spoon and bowl
October 24, 2013

Location Sketch





Stratum Group

BOREHOLE NUMBER
PROJECT
LOCATION
PROJECT NUMBER
LOGGED BY

B3
View Ridge Plaza
220 Olympic Boulevard
9.30.13
Kim Ninnemann

SAMPLE INFORMATION						Depth (ft)	STRATA	DESCRIPTION <small>USCS group name, color, grain size range, minor constituents, plasticity, odor, sheen, moisture content, texture, weathering, cementation, geologic interpretation, etc.</small>
Sample ID	Blow Counts	Sample Depth (ft)	Discoloration	Sheen	Odor			
							GP	2" asphalt with sandy gravel base. Sample was wet in bottom 2" of fill.
							CL	Moist, grey CLAY with minor sand and wood
B3-5		4 to 5	No	No	No	5	SP	Moist, grey silty SAND
							ML/CL	Dry tan SILT/CLAY with some mottling at ~10'
							SW	4" Moist grey fine SAND
B3-13		13 to 14	No	No	No	15	CL	Dry dense grey CLAY
						20		Boring extended to 20' depth. No groundwater encountered.
						25		

DRILLING CONTRACTOR
DRILLING METHOD
SAMPLING EQUIPMENT
DRILLING DATE


SURFACE ELEVATION
DATUMS

ESN
Geoprobe
Stainless spoon and bowl
October 24, 2013

Location Sketch



Not to Scale



Stratum Group

BOREHOLE NUMBER
PROJECT
LOCATION
PROJECT NUMBER
LOGGED BY

B4
 View Ridge Plaza
 220 Olympic Boulevard
 9.30.13
 Kim Ninnemann


SAMPLE INFORMATION						Depth (ft)	STRATA	DESCRIPTION
Sample ID	Blow Counts	Sample Depth (ft)	Discoloration	Sheen	Odor			
							GP	2" asphalt with sandy gravel base with minor clay
						5-	ML	Moist, dark brown to grey sandy SILT with some organics and one rock
							CL	Moist soft dark grey CLAY
B4-7		7 to 8	No	No	No		SW	Wet light to dark grey fine SAND
						10-		Dry compact grey CLAY
								Boring extended to 10' depth. Perched water bearing layer encountered at 9'.
						15-		
						20-		
						25-		

DRILLING CONTRACTOR
 DRILLING METHOD
 SAMPLING EQUIPMENT
 DRILLING DATE

ESN
 Geoprobe
 Stainless spoon and bowl
 October 24, 2013

SURFACE ELEVATION
 DATUMS

Location Sketch



Not to Scale



Stratum Group

BOREHOLE NUMBER
PROJECT
LOCATION
PROJECT NUMBER
LOGGED BY

B5
View Ridge Plaza
220 Olympic Boulevard
9.30.13
Kim Ninnemann


SAMPLE INFORMATION						Depth (ft)	STRATA	DESCRIPTION <small>USCS group name, color, grain size range, minor constituents, plasticity, odor, sheen, moisture content, texture, weathering, cementation, geologic interpretation, etc.</small>
Sample ID	Blow Counts	Sample Depth (ft)	Discoloration	Sheen	Odor			
						5-	GP 2" asphalt with sandy gravel base	
						5-	ML/ SP Brown to grey moist sandy SILT to silty SAND. Soil becomes wet toward 8' depth.	
						10-	ML Damp compact tan to grey SILT Boring extended to 10' depth. Perched water bearing layer encountered at 8-9'.	
						15-		
						20-		
						25-		

DRILLING CONTRACTOR
DRILLING METHOD
SAMPLING EQUIPMENT
DRILLING DATE

ESN
Geoprobe
Stainless spoon and bowl
October 24, 2013

SURFACE ELEVATION
DATUMS

Location Sketch



↑ N
Not to Scale

Additional Site Characterization Report with Indoor Air Data

**Everett Masonic
220 Olympic Boulevard
Everett, Washington**

Prepared For:

**Pivotal Solutions, Inc.
451 SW 10th Street, Suite 107
Renton, Washington 98057**

March 4, 2015

Prepared By:

Environmental Partners, Inc.
1180 NW Maple Street, Suite 310
Issaquah, Washington 98027
(425) 395-0010



DOUGLAS C. KUNKEL

Douglas Kunkel, L.G., L.H.G.
Principal Hydrogeologist

Monty Busbee
Senior Hydrologist

EPI Project Number: 67002.0

QR  TR 

TABLE OF CONTENTS

1.0 INTRODUCTION	1
2.0 INVESTIGATION HISTORY	1
3.0 PRIOR DATA GAPS	2
3.1 Soil	2
3.2 Sub-Slab Soil Vapor	3
3.3 Groundwater	3
4.0 ENVIRONMENTAL INVESTIGATION ACTIVITIES	4
4.1 Utility Locating	4
4.2 Soil Boring Advancement and Monitoring Well Installation	4
4.3 Sub-Slab Soil and Soil Vapor Investigation	6
4.4 Monitoring Well Sampling Analysis	7
4.5 Indoor Air Sampling	7
5.0 FINDINGS	8
5.1 Site Conditions	8
5.1.1 Soil	8
5.1.2 Groundwater	9
5.2 Analytical Results	9
5.2.1 Soil	9
5.2.2 Groundwater	10
5.2.3 Sub-Slab Soil Vapor	10
5.2.4 Indoor Air	12
6.0 ADDITIONAL DATA GAPS	15
7.0 CONCLUSIONS	15
8.0 RECOMMENDATIONS	16
9.0 LIMITATIONS	18
10.0 REFERENCES	19

TABLES

Table 1	Summary of Groundwater Elevations
Table 2	Summary of Soil Analytical Results (in mg/kg)
Table 3	Summary of Groundwater Analytical Results (in µg/L)
Table 4	Summary of Sub-Slab Vapor Analytical Results (in µg/m ³)
Table 5	Summary of Indoor Air Analytical Results (µg/m ³)

FIGURES

Figure 1	General Vicinity Map
Figure 2	Site Representation
Figure 3	Concentrations of CVOCs in Soil (mg/kg)
Figure 4	Concentrations of CVOCs in Sub-Slab Vapor and Indoor Air (µg/m ³)
Figure 5	Groundwater Elevations
Figure 6	Concentrations of CVOCs in Groundwater (µg/L)

ATTACHMENTS

Attachment A	Previous Site Investigation Reports by Stratum Group (included on CD ROM only)
Attachment B	Boring and Well Construction Logs
Attachment C	Laboratory Analytical Reports (included on CD ROM only)
Attachment D	Technical Memorandum – Remediation Options for the Everett Masonic Property

ABBREVIATIONS AND ACRONYMS

Abbreviation/

Acronym

Definition

ALS	ALS Environmental (analytical laboratory)
bgs	Below ground surface
1,1-DCE	1,1-Dichloroethene
cDCE	cis-1,2-Dichloroethene
CVOC	Chlorinated volatile organic compound
DO	Dissolved oxygen
Ecology	Washington State Department of Ecology
EPA	U.S. Environmental Protection Agency
EPI	Environmental Partners, Inc.
ESA	Environmental Site Assessment
IDW	Investigation derived waste
µg/L	Micrograms per liter
mg/kg	Milligrams per kilogram
MTCA	Model Toxics Control Act
NFA	No Further Action
ORP	Oxidation reduction potential
OSHA	Occupational Safety and Health Administration
PCE	Tetrachloroethene
PEL	Permissible exposure level
PID	Photoionization detector
PVC	Polyvinyl chloride
RME	Reasonable maximum exposure
Site	220 Olympic Boulevard, Everett, Washington
SVE	Soil Vapor Extraction
TCE	Trichloroethene
tDCE	trans-1,2-Dichloroethene
USCS	Unified soil classification system
VC	Vinyl chloride
VCP	Voluntary Cleanup Program
VOC	Volatile organic compound
WAC	Washington Administrative Code

1.0 INTRODUCTION

This report presents the findings of the Additional Site Characterization work and the follow-on indoor air sampling performed at the Everett Masonic property located at 220 Olympic Boulevard in Everett, Washington (the Site). The location of the Site is depicted on Figure 1.

This report is based on a letter report that was submitted on December 2, 2014. The findings of the Additional Site Characterization presented in the original letter report were revised and updated to include data evaluations of indoor air sampling results from the two indoor air sampling events performed at the Site. This report summarizes the available data for the Site into a conceptual model and includes recommended further actions and remediation technologies that are appropriate for the known site-specific conditions.

The original Additional Subsurface Characterization was performed to provide the soil, groundwater, and sub-slab soil and soil vapor data necessary for the design and implementation of appropriate environmental remediation technologies for soil, soil vapor, and groundwater impacted with concentrations of chlorinated volatile organic compounds (CVOCs) that have been encountered at the Site at concentrations of regulatory concern.

Results of the sub-slab soil and soil vapor sampling were compared to soil vapor screening levels in *Draft Guidance for Evaluating Soil Vapor Intrusion in Washington State: Investigation and Remedial Action* (Ecology 2009). The CVOc concentrations in sub-slab soil vapor indicated that indoor air at the Site might be impacted by vapor intrusion. Based on that data evaluation, EPI performed two rounds of indoor air sampling at the Site.

If remediation is the preferred outcome for the Site, Environmental Partners, Inc. (EPI) will work with Pivotal Solutions, Inc. and the Washington State Department of Ecology (Ecology) to reach agreement on the path forward and the remedial actions necessary to obtain a no further action (NFA) determination from Ecology. Estimated costs for the selected remedial strategy will be presented in a proposal that will be prepared after Ecology has evaluated the data generated by the site characterization work presented in this report, the earlier Phase II Environmental Site Assessment (ESA) performed by The Stratum Group (Stratum), and by recommended future site characterization work within the context of their Voluntary Cleanup Program (VCP).

2.0 INVESTIGATION HISTORY

In October 2013 The Stratum Group (Stratum) performed a limited soil and groundwater investigation at the Site to determine if the property was impacted by the adjacent 76 Gas Station or the use of the Site as a dry cleaner since approximately 1970. This investigation is summarized in a report titled Environmental Sampling Summary (Stratum, 2013), which is included in Attachment A (included on CD ROM only). This investigation consisted of sampling three existing monitoring wells surrounding the 76 Station and sampling five borings around the southwestern exterior of the building outside of the dry cleaning tenant space.

The 2013 investigation indicated that groundwater was not impacted by releases from the adjacent 76 Station at the three existing well locations that were sampled. Limited soil and groundwater sampling around the southwestern exterior of the dry cleaning tenant space detected tetrachloroethene in soil and vinyl chloride in groundwater at concentrations greater than MTCA Method A Cleanup Levels.

Stratum also performed a Phase II ESA and those data are presented in a report titled *Phase II Soil and Groundwater Sampling Investigation – Environmental Site Assessment: Phase II Soil and Groundwater Investigation* (Stratum Group, February 28, 2014), which is included in Attachment A (included on CD ROM only). The ESA notes that soil impacts at concentrations greater than Model Toxics Control Act (MTCA) Cleanup Levels were limited to a tetrachloroethene (PCE) concentration of 0.630 milligrams per kilogram (mg/kg) in the sample collected at 9 feet below ground surface (bgs) from boring B2. This concentration is greater than the MTCA Method A Cleanup Level of 0.05 mg/kg, but is less than the MTCA Method B Cleanup Level of 480 mg/kg; however, the MTCA Method B Cleanup Level is for direct contact only and does not take the protection of groundwater into account.

Groundwater impacts, specifically vinyl chloride (VC), which is a breakdown product of PCE, were noted in samples from three borings in what the Stratum Phase II ESA described as a thin discontinuous shallow perched aquifer. The groundwater samples from B1, B4, and B5 had detected concentrations of VC at 0.67, 0.98, and 0.28 micrograms per liter (µg/L), respectively, which are slightly greater than the MTCA Method A Cleanup Level of 0.2 µg/L.

3.0 PRIOR DATA GAPS

Stratum's Environmental Sampling Summary and Phase II ESA provided initial subsurface data for the Site but were not comprehensive enough to allow EPI to select or design an appropriate remediation strategy. The following sections contain descriptions of the data gaps identified for each of the impacted media at the Site and the investigations that were performed as part of this Additional Site Characterization effort to fill the identified data gaps.

3.1 Soil

Stratum drilled five borings, but only collected soil samples from four boring locations. At two of the four locations soil samples were taken from only one shallow sample interval. At the other two locations, samples were taken from two fairly wide-spaced sample depth intervals. These limited data indicated PCE at a concentration of 0.630 mg/kg, which is greater than its MTCA Method A Cleanup Level of 0.05 mg/kg, in the soil sample from boring location B2 at 9 feet bgs. PCE was also detected at 0.022 mg/kg in the sample collected from the 20-foot-bgs interval at B2. Soil was not sampled at surrounding boring locations (B5) or was sampled at very shallow depths (4 feet bgs at B1 and 7 feet bgs at B4) that were inadequate to delineate the horizontal or vertical extent of the PCE-impacted soil at B2.

EPI evaluated the Stratum ESA data and noted that the B2 boring location is close to the back door of Olympic Dry Cleaners, which is a common point of release based on our professional experience performing investigations and cleanups at other dry cleaners. Dry-cleaning workers routinely dispose of

mop water and rinse lint screens containing PCE outside the back door of the store, commonly resulting in PCE impacts in this area at dry cleaning establishments. At the Site, the back door to Olympic Dry Cleaners is also located near multiple underground utility corridors, which can also serve as conduits for contamination from floor drains and sumps inside of the facility.

The available data from Stratum's Phase II ESA were inadequate to distinguish if the PCE impacts to soil were likely caused by improper disposal of mop water and lint screen washing or were due to leaking floor drains or sumps inside of Olympic Dry Cleaners.

To fill the soil data gaps identified above, EPI performed multi-level soil sampling at eight soil boring locations to horizontally and vertically delineate the impacted soil known to be at B2. EPI also collected shallow hand auger soil samples from two locations inside and one location immediately outside of the Olympic Dry Cleaners tenant space at locations near floor drains, sumps, and subsurface utilities. These investigations are described in greater detail in Section 4.0, below.

3.2 Sub-Slab Soil Vapor

Sub-slab soil vapor samples were not collected as part of Stratum's Phase II ESA. These samples are important indicators of the presence or lack of shallow soil impacts under the building slab. Sub-slab soil vapor samples have an advantage over soil samples because they can detect impacts over a larger area. Soil samples represent only small discrete areas and depths at the sampling points and can miss soil hotspots if they do not intercept them directly. Soil vapor impacts spread over a larger area and provide a more comprehensive evaluation of subsurface soil conditions beneath the building slab; however, they have less precision than soil samples for identifying hot spots.

To assess impacts to soil vapor beneath the building at the Site, EPI collected three sub-slab soil vapor samples at locations inside of the Olympic Dry Cleaners space near floor drains, sumps, and subsurface utilities. This investigation is described in greater detail in Section 4.0, below.

3.3 Groundwater

Stratum collected groundwater samples from three of the five borings during the ESA. All three groundwater samples contained VC concentrations that exceed the MTCA Method B Cleanup Level of 0.029 µg/L. As a result of these limited data, groundwater impacts have not been delineated in any direction at the Site. The lateral extent of groundwater impacts must be delineated to design an appropriate remediation strategy that includes groundwater remediation. A recommendation presented in the ESA report prepared by Stratum is to collect groundwater samples from a deeper continuous aquifer beneath the Site. EPI does not agree that this task is necessary for the following reasons:

- VC concentrations in the groundwater samples from B1, B4, and B5 were only slightly greater than the most conservative MTCA Method B Cleanup Level, making it unlikely that significant impacts could extend to a deeper continuous aquifer, which was not encountered at the deepest boring, 20 feet bgs at B2.

- PCE was detected in the soil sample from the 20-foot-bgs interval of B2 at a concentration of 0.022 mg/kg, which is less than the MTCA Method A Cleanup Level of 0.05 mg/kg for soil that is protective of groundwater. According to the conservative modeling calculations on which the MTCA Method A Cleanup Level for soil is based, soil with PCE concentrations of less than 0.05 mg/kg cannot impact groundwater to concentrations greater than groundwater cleanup levels; therefore, any groundwater aquifer encountered below 20 feet bgs would not be impacted by the PCE concentration detected in soil at that depth.

To continue and expand the assessment of the extent of impacts to shallow groundwater, EPI installed and sampled three new monitoring wells at the Site and collected reconnaissance groundwater samples from the additional characterization soil borings where groundwater was encountered. These activities are described in greater detail in Section 4.0, below.

4.0 ENVIRONMENTAL INVESTIGATION ACTIVITIES

EPI performed environmental investigation activities at the Site to assess the presence and extent of impacts of CVOCs to soil, soil vapor, and groundwater and to fill the data gaps identified in Section 3.0. Detailed discussions of the environmental investigation activities performed are provided in the following sections.

4.1 Utility Locating

Prior to conducting subsurface investigation activities at the Site, EPI coordinated the location of subsurface utilities, as required by law, by notifying the one-call public utility locating service. In addition, EPI and Applied Professional Services, Inc. (APS) of North Bend, Washington, located, identified, and marked subsurface utilities within Olympic Dry Cleaners and in the paved area outside of the Site building. Subsurface utilities at the Site include sanitary and storm sewers to the west and south, water lines that access the Site from the west, gas lines that also access the Site from the west, and a high-pressure gas main, which runs under the sidewalk along Elm Street, to the west of the Site. Utilities were located to prevent accidental damage during planned drilling activities and also to select sub-slab soil and soil vapor sample locations for assessing the utility corridors as preferential pathways for contaminant migration. Locations of the known subsurface utilities at the Site are presented on Figure 2.

4.2 Soil Boring Advancement and Monitoring Well Installation

On October 15, 2014 EPI and Cascade Drilling of Woodinville, Washington, advanced and sampled a total of eight soil borings at locations to the west and south of the Site building. Soil borings were advanced to total depths between 10 and 15 feet bgs using direct-push equipment. Soil boring locations, including the soil borings completed by Stratum during their ESA, are presented on Figure 3.

During boring advancement, soil sample cores were collected continuously to the maximum depth explored at each boring location. Soil type was logged using the Unified Soil Classification System (USCS) visual-manual procedures (ASTM 2488D). Representative soil samples were field-screened

for visual and olfactory evidence of impacts and for the potential presence of ionizable volatile organic compounds (VOCs) using a photoionization detector (PID). PID field screening was conducted by placing a representative portion of soil in a sealable plastic bag, disaggregating the sample, allowing the sample to volatilize for approximately 15 minutes, and measuring the total VOC concentration in the headspace of the bag using the PID. Descriptive logs for the conditions encountered at each soil boring are provided in Attachment B.

Soil samples from three discrete depth intervals were retained for laboratory analysis from each boring and were collected from the selected soil interval using U.S. Environmental Protection Agency (EPA) Method 5035A to limit the potential loss of volatiles. Soil sample depth intervals were selected based on the results of field screening and on the objectives of characterizing the lateral and vertical extent of impacts.

Reconnaissance groundwater samples were also collected at borings SB-1, SB-3, and SB-6 through temporary well screens installed in the boreholes. The water samples were collected using a peristaltic pump and each location was purged of approximately 1 gallon of water before sample collection. Samples were pumped directly into appropriate, new, laboratory-supplied containers at a low-flow rate of less than 100 milliliters/minute to limit sample volatilization.

Immediately upon collection each soil and groundwater sample was labeled and placed in an iced cooler pending submittal to ALS Environmental (ALS) laboratory of Everett, Washington, for analysis. All samples were handled and transported using standard chain-of-custody protocols. Each soil and reconnaissance groundwater sample was submitted to ALS for analysis for VOCs by EPA Method 8260C.

Soil and groundwater sampling was performed using single-use disposable equipment where possible. All non-disposable soil and groundwater sampling equipment were decontaminated between uses by washing with a laboratory-grade soap solution and double rinsing with distilled water.

Soil borings SB-2, SB-4, and SB-8 were completed as groundwater monitoring wells, renamed MW-1, MW-2, and MW-3, respectively. Well installation was performed by a Washington-Licensed well driller and supervised by an EPI professional. Completed wells were registered with Ecology after completion. All wells were drilled and installed in accordance with WAC 173-160, *Minimum Standards for Construction and Maintenance of Wells*. Well completion logs are provided in Attachment B.

Monitoring wells were constructed using ¾-inch Schedule-40, polyvinyl chloride (PVC) casing and 0.010-inch, factory machine-slotted PVC well screens with pre-pack silica sand filter packs. The wells were screened over different intervals to intersect the thin saturated zones encountered during boring advancement. The screened zone in each well is provided in Table 1. The annular space surrounding each well screen was filled with silica filter sand to approximately 1 foot above the top of the well screens. The annular space above the sand pack was filled with bentonite chips to within 2 feet of the ground surface and then hydrated with potable water. The wells were completed at the surface with protective, traffic-rated, steel monuments set in concrete, flush to the surrounding ground surface. Each well was capped with a watertight locking cap. Following installation, each new monitoring well

was developed by overpumping and surging until the discharged water flowed clear to the satisfaction of the EPI professional.

Investigation-derived waste (IDW) was stored on site in 16- and 55-gallon Department-of-Transportation-approved steel drums pending the results of the laboratory analyses.

On November 10, 2014, the north side of the top of the PVC casing of each well and the north edge of the monument for each well were surveyed relative to the North American Vertical Datum 1988 (NAVD88) by Tri-County Land Surveying of Everett, Washington. The previously installed monitoring wells MW-A, MW-B, and MW-C surrounding the 76 Gas Station were also surveyed at this time.

4.3 Sub-Slab Soil and Soil Vapor Investigation

On October 24, 2014, EPI collected sub-slab soil vapor samples at two locations beneath the floor of the Olympic Dry Cleaner tenant space and one location beneath the floor of the women's restroom to the north. The sub-slab soil vapor samples were collected near the locations of sub-floor drainage lines identified during the utility survey and the former or existing locations of dry-cleaning equipment. The locations of the sub-slab soil vapor samples are presented on Figure 4.

Each of the sub-slab soil vapor samples was collected via Vapor Pin™ sub-slab vapor ports installed by EPI and using a 6-liter summa canister fitted with a 10-minute inlet flow controller. Prior to sampling, each vapor port and associated sampling train was leak-tested by purging under a helium-filled shroud into a Tedlar bag. The concentration of helium was then measured inside of the Tedlar bag and if no helium was detected, the sample port and sampling train was deemed sufficiently sealed. Following sampling, the northern port (SSV-1) was sealed with a plastic cap and a stainless steel cover. Ports SSV-2 and SSV-3 were removed and sealed with concrete to match the surrounding floor slab. Sub-slab soil vapor samples were submitted to Fremont Analytical of Seattle, Washington, for analysis by EPA Method TO-15 for VOCs.

On October 24, 2014, EPI collected six sub-slab soil samples from three hand auger borings at the Site. Two hand auger borings were advanced within the Olympic Dry Cleaners tenant space and one was advanced outside of the building near the back door and as close as possible to the building foundation on the west side. The hand auger borings were generally collocated with the sub-slab vapor samples, within the tight physical constraints of the Olympic Dry Cleaner tenant space. The locations of the hand auger borings are presented on Figure 3.

Each hand auger boring was advanced to approximately 5 feet bgs using a decontaminated stainless steel AMS hand auger. Two sub-slab soil samples were collected from discrete sampling depths of approximately 1 foot and 4.5 feet bgs at each boring using soil collection EPA Method 5035.

Samples were collected into laboratory-supplied containers. Immediately upon collection each soil sample was labeled and placed in an iced cooler pending submittal to ALS for VOC analysis by EPA Method 8260C. All samples were handled and transported using standard chain-of-custody protocols.

Soil sampling was performed using single-use disposable equipment where possible. All non-disposable soil sampling equipment was decontaminated prior to use and between samples by washing with a laboratory-grade detergent solution and triple rinsing with distilled water.

4.4 Monitoring Well Sampling Analysis

On August 18, 2014, EPI sampled the previously installed monitoring wells (MW-A, MW-B, and MW-C) located to the north and west of the 76 gas station located to the southeast of the Site building. On October 24, 2014, EPI sampled the three new monitoring wells installed by EPI (MW-1, MW-2 and MW-3). Groundwater samples were collected from each well using a peristaltic pump and single-use dedicated polyethylene tubing using low-flow sampling techniques in accordance with the EPA document *Low-flow (Minimal Drawdown) Ground-Water Sampling Procedure* (EPA 1996).

During pre-sampling purging, the geochemical parameters pH, conductivity, dissolved oxygen (DO), temperature, and oxidation-reduction potential (ORP) were measured using a YSI multi-parameter probe equipped with a closed flow-through cell. All groundwater samples were collected using dedicated or disposable sampling equipment. Samples were collected at a flow rate of less than 100 milliliters/minute and were placed into new, laboratory-supplied containers directly from the pump tubing.

Immediately after collection each sample was labeled and placed in an iced cooler pending transportation to ALS for analysis of VOCs by EPA Method 8260C. All samples were handled and transported using standard chain-of-custody protocols.

On November 10, 2014, EPI measured the depths to groundwater in all six monitoring wells in the vicinity of the Site. Prior to initiating water level measurements, all of the wells were opened and allowed to equilibrate with atmospheric pressure. The depth to water at each well was then measured relative to its surveyed measure point at the top of the PVC well casing using an electronic water-level meter. Wells were measured in order of increasing contamination and the water-level meter was decontaminated between each well using a laboratory-grade detergent solution and a triple rinse with distilled water.

4.5 Indoor Air Sampling

Analytical data from the sub-slab soil and soil vapor sampling were compared to soil vapor screening levels in *Draft Guidance for Evaluation Soil Vapor Intrusion in Washington State: Investigation and Remedial Action*. (Ecology 2009). CVOC concentrations in sub-slab soil vapor indicated that indoor air at the Site might be impacted by vapor intrusion. Based on that data evaluation EPI performed two rounds of indoor air sampling at the Site.

The first round of indoor air sampling was performed on December 15, 2014 and included three indoor sampling locations plus an outdoor background sample. Results of the first round of sampling indicated that additional indoor air sampling was warranted at the Site. The second round of indoor air sampling was performed on January 13, 2015 and included five indoor sample locations plus an outdoor

background sample location. Indoor air sample locations and findings are discussed in Section 5.2.4. Each of the eight indoor air samples and the two background air samples was collected using a 6-liter summa canister fitted with an 8-hour inlet flow controller. The indoor and background air sample canisters were fitted with breathing level tubing such that the samples were collected from the average breathing height of an adult human.

Prior to sampling, each space was evaluated for the presence of potential sources of VOCs in commercial chemical products. Some spot cleaners, including a product containing TCE, were present in the dry cleaner during sampling. Some cleaners, deicers, and products containing bleach were present within the Head Start space. Some paint, paint thinner, and metal polish were present within the Masonic Lodge storage area. No products containing PCE were identified in any spaces prior to sampling.

During both indoor air-sampling events, sampling was conducted during regular business hours at the dry cleaner, the insurance agency, and the Head Start space. The barber shop and the Masonic Lodge were closed during indoor air sampling. Each unit is equipped with individual heating systems, which were running during sampling. Exterior doors were closed except as necessary for regular ingress/egress from each space for business purposes or to perform periodic checks on the air sampling equipment.

The indoor air and background samples were submitted to Fremont Analytical of Seattle, Washington, for analysis for select VOCs using EPA Method TO-15 using selective ion monitoring (SIM) to achieve low-level detection limits.

5.0 FINDINGS

The following sections present the findings of the Additional Site Characterization and indoor air-sampling events. These data are summarized in the tables and figures along with the existing data from Stratum's ESA for greater Site-wide context.

5.1 Site Conditions

General descriptions of the subsurface soil and groundwater encountered at the Site during this investigation are presented in the following sections.

5.1.1 Soil

Soils encountered at the Site are generally described as Silts and Silty Sands. At each boring, between 1 and 4 feet of sandy or gravelly fill material was encountered immediately below the asphalt pavement. A thicker layer of fill was encountered in the borings to the west of the building, and this fill layer appears to thin to the south of the Site. Silt was encountered beneath the fill at all locations. At some borings locations, the zone above the silt was saturated, containing discontinuous lenses of perched water generally between 5 and 10 feet bgs and between 0.2 and 5 feet thick where present. At other

boring locations there was no perched groundwater in the sand overlying the silt unit. The soil descriptions for each boring are provided on the boring logs in Attachment B.

5.1.2 Groundwater

Saturated conditions were observed in the above-described Silty Sand zone in all borings except SB-5 and SB-7, where the soil was moist but did not contain free flowing water. The static depth to water measured in the six monitoring wells was highly variable and ranged from 3.28 to 9.79 feet below the well measuring points on November 10, 2014. Groundwater elevations in Site monitoring wells are presented in Table 1 and on Figure 5.

5.2 Analytical Results

The laboratory analytical results for the samples collected during this Additional Site Characterization and indoor air-sampling events are presented in the following sections. The final laboratory analytical data reports are provided in Attachment C, which is included on the CD ROM only.

5.2.1 Soil

EPI collected a total of 29 soil samples, which were submitted for laboratory analysis of VOCs. Table 2 summarizes the laboratory analytical results for the soil samples. Concentrations of CVOCs in soil are presented on Figure 3. A review of the laboratory analytical results indicates that the following compounds were detected in soil at the Site:

- PCE was detected in four sub-slab soil samples at concentrations between 0.068 and 4.8 mg/kg. All four detected concentrations are greater than the MTCA Method A Cleanup Level of 0.05 mg/kg. With the exception of Stratum ESA sample B2, PCE was not detected in soil samples from areas outside of the Olympic Dry Cleaners tenant space.
- Trichloroethene (TCE) was detected in four sub-slab soil samples at concentrations between 0.028 and 0.20 mg/kg. Three of the four concentrations are greater than the MTCA Method A Cleanup Level of 0.03 mg/kg. With the exception of Stratum ESA sample B2, TCE was not detected in soil samples from areas outside of the Olympic Dry Cleaners tenant space.
- cis-1,2-Dichloroethene (cDCE) was detected in four sub-slab soil samples at concentrations between 0.093 and 15 mg/kg. There is no MTCA Method A Cleanup Level for cDCE but all results were less than the MCTA Method B Cleanup Level of 160 mg/kg. With the exception of the Stratum ESA sample B2, cDCE was not detected in soil samples from areas outside of the Olympic Dry Cleaners tenant space.

- trans-1,2-Dichloroethene (tDCE) was detected in two sub-slab soil samples at concentrations of 0.160 and 0.330 mg/kg. There is no MTCA Method A Cleanup Level for tDCE, but all results were less than the MTCA Method B Cleanup Level of 1,600 mg/kg. tDCE was not detected in soil samples from areas outside of the Olympic Dry Cleaners tenant space.
- VC was detected in two sub-slab soil samples at concentrations of 0.320 and 0.710 mg/kg. There is no MTCA Method A Cleanup Level for VC; however, one of the VC concentrations is greater than the MTCA Method B Cleanup Level of 0.67 mg/kg. VC was not detected in soil samples from areas outside of the Olympic Dry Cleaners tenant space.
- 1,1-Dichloroethene (1,1-DCE) was detected in two sub-slab soil samples at concentrations of 0.028 and 0.041 mg/kg. There is no MTCA Method A Cleanup Level for 1,1-DCE, but all results were less than the MTCA Method B Cleanup Level of 4,000 mg/kg. 1,1-DCE was not detected in soil samples from areas outside of the Olympic Dry Cleaners tenant space.

5.2.2 Groundwater

EPI collected a total of nine groundwater samples, which were submitted to ALS for analysis of VOCs by EPA Method 8260C. The groundwater analytical results are summarized in Table 3. Concentrations of CVOCs in groundwater are presented on Figure 6. The only detections in groundwater samples from this investigation were from the groundwater sample collected from well MW-1. The following compounds were detected in groundwater from MW-1:

- cDCE was detected in the sample from MW-1 at a concentration of 8.7 µg/L. There is no MTCA Method A Groundwater Cleanup Level for cDCE, but this result is less than the MTCA Method B Cleanup Level of 16 µg/L.
- VC was detected in one sample at a concentration of 0.33 µg/L, which is greater than the MTCA Method A Cleanup Level of 0.029 µg/L. VC was also detected in the three groundwater samples collected as part of Stratum's Phase II ESA, as noted in Table 3.

5.2.3 Sub-Slab Soil Vapor

Three sub-slab soil vapor samples were submitted to Freemont Analytical for VOC analysis by EPA Method TO-15. Table 4 summarizes the sub-slab soil vapor laboratory analytical results. Concentrations of CVOCs in sub-slab soil vapor are displayed on Figure 3. The following VOCs were detected in sub-slab soil vapor samples at the Site:

- PCE was detected in all three sub-slab soil vapor samples at concentrations of 37,600, 12,600, and 22,800 µg/m³ in samples from SSV-1, SSV-2, and SSV-3, respectively. All three concentrations are greater than the soil vapor screening level of 96 µg/m³.

- TCE was detected in all three sub-slab soil vapor samples at concentrations of 9,810, 6,010, and 14,700 $\mu\text{g}/\text{m}^3$ in samples from SSV-1, SSV-2, and SSV-3, respectively. All three concentrations are greater than the soil vapor screening level of 3.7 $\mu\text{g}/\text{m}^3$.
- cDCE was detected in all three sub-slab soil vapor samples at concentrations of 14,500, 9,820, and 35,400 $\mu\text{g}/\text{m}^3$ in samples from SSV-1, SSV-2, and SSV-3, respectively. All three concentrations are greater than the soil vapor screening level of 160 $\mu\text{g}/\text{m}^3$.
- tDCE was detected in all three sub-slab soil vapor samples at concentrations of 663, 385, and 15,800 $\mu\text{g}/\text{m}^3$ in samples from SSV-1, SSV-2, and SSV-3, respectively. All three concentrations are greater than the soil vapor screening level of 320 $\mu\text{g}/\text{m}^3$.
- VC was detected in all three sub-slab soil vapor samples at concentrations of 190, 50.7, and 3.2 $\mu\text{g}/\text{m}^3$ in samples from SSV-1, SSV-2, and SSV-3, respectively. All three concentrations are greater than the soil vapor screening level of 2.8 $\mu\text{g}/\text{m}^3$.
- 1,1-DCE was detected in all three sub-slab soil vapor samples at concentrations of 143, 1.09, and 12,500 $\mu\text{g}/\text{m}^3$ in samples from SSV-1, SSV-2, and SSV-3, respectively. Only the sample from SSV-3 had a 1, 1-DCE concentration greater than the soil vapor screening level of 910 $\mu\text{g}/\text{L}$.
- Benzene was detected in all three sub-slab soil vapor samples at concentrations of 13.9, 4.38, and 101 $\mu\text{g}/\text{m}^3$ in samples from SSV-1, SSV-2, and SSV-3, respectively. All three concentrations are greater than the soil vapor screening level of 3.21 $\mu\text{g}/\text{m}^3$.
- Carbon tetrachloride was detected in the SSV-1 sub-slab soil vapor sample at a concentration of 2.23 $\mu\text{g}/\text{m}^3$. This concentration is less than the soil vapor screening level of 4.17 $\mu\text{g}/\text{m}^3$.
- Chloroethane was detected in two sub-slab soil vapor samples at concentrations of 2.95 and 31.6 $\mu\text{g}/\text{m}^3$ in samples from SSV-1 and SSV-3, respectively. There is no soil vapor screening level for chloroethane.
- Chloroform was detected in all three sub-slab soil vapor samples at concentrations of 178, 10.2, and 382 $\mu\text{g}/\text{m}^3$ in samples from SSV-1, SSV-2, and SSV-3, respectively. All three concentrations are greater than the soil vapor screening level of 1.1 $\mu\text{g}/\text{m}^3$.

Several other compounds were detected in sub-slab vapor at low concentrations. These compounds are unlikely to be associated with dry-cleaner-related CVOC contamination at the Site and were detected at concentrations that do not pose a potential risk to indoor air by vapor intrusion.

5.2.4 Indoor Air

Indoor air samples were collected during two sampling events performed on December 15, 2014 and January 13, 2015. The samples were submitted to Fremont Analytical for VOC analysis by EPA Method TO-15 SIM. Concentrations of CVOCs in indoor air and background samples are displayed by location on Figure 4. Table 5 summarizes the indoor air and background sample laboratory analytical results and compares these data to four regulatory levels as described below.

1. **MTCA Method B Cleanup Levels (Default Values)** – These are conservative regulatory levels that are applicable for all potential exposure scenarios including residential and juvenile exposures. If the Site were to be remediated to obtain an NFA, this is the regulatory level that would likely be required in order to free the property of any future development restrictions.
2. **MTCA Method B Cleanup Level (Reasonable Maximum Exposure for a Commercial Facility)** – Ecology’s vapor intrusion guidance document contains instructions for recalculating air cleanup levels for a commercial exposure scenario. EPI calculated the MTCA Method B Cleanup Level using inputs for a reasonable maximum exposure (RME) for a commercial property. The three inputs that EPI changed in Equations 750-1 and/or 750-2 are: (1) Body weight input from 16 kg to 70 kg, (2) Exposure duration input from 24 hours per day 7 days per week (24/7) to a commercial schedule of 8 hours per day, 5 days per week, 50 weeks per year, and (3) the breathing rate was changed to 20 cubic meters/day. These changes to the equation inputs are taken directly from or are consistent with Ecology’s vapor intrusion guidance and MTCA. The resulting “protective levels” for VOCs based on RMEs at a commercial property are used as the basis for highlighting VOC exceedances in Table 5. Background VOC concentrations were subtracted from indoor air VOC concentrations when evaluating the data for exceedances of the MTCA Method B Cleanup Level calculated for an RME for a commercial facility. These exceedances are shaded in Table 5.
3. **Federal Occupational Safety and Health Administration (OSHA) Permissible Exposure Level (PEL)** – These are the federal OSHA levels to protect workers against health effects of exposure to hazardous substances. OSHA PELs are regulatory limits based on an 8-hour time weighted average exposure that limit the amount or concentration of a substance in air.
4. **Washington State PEL** – These are the Washington State PELs to protect workers against the health effects of exposure to hazardous substances. The state PEL must be at least as stringent as the Federal OSHA PELs.

The following VOCs were detected in indoor air or background air samples collected at the Site:

- Concentrations of PCE, TCE, benzene, and chloroform exceed their respective MTCA Method B Cleanup Levels adjusted for RME at a commercial facility in one or more of the indoor air samples.
- PCE was detected in all indoor air and background samples. PCE concentrations exceed the MTCA Method B Cleanup Level adjusted for RME in all indoor air samples with the exception of sample IA-3 collected in the insurance agency tenant space, and sample IA-8 in the Masonic Lodge storage space.
- TCE was detected in all indoor air samples except IA-3, which was collected in the insurance agency tenant space. TCE was not detected in either of the background samples. TCE concentrations exceed the MTCA Method B Cleanup Level adjusted for RME in samples IA-1 and IA-2 in the dry cleaner and barbershop tenant spaces, respectively.
- cDCE was detected in all indoor air samples except IA-3, which was collected in the insurance agency tenant space. cDCE was not detected in either of the background samples. None of the cDCE concentrations exceed the MTCA Method B Cleanup Level adjusted for RME.
- tDCE was detected in sample IA-1 from the dry cleaner tenant space. There is no RME value established for tDCE but the single detected concentration is significantly lower than the more stringent MTCA Method B Cleanup Level calculated using default values. tDCE was not detected in any other indoor air or background samples.
- VC was detected in sample IA-1 from the dry cleaner tenant space at a concentration lower than the MTCA Method B Cleanup Level adjusted for RME. VC was not detected in any other indoor air or background samples.
- 1,1-Dichloroethene was detected in sample IA-1 from the dry cleaner tenant space. There is no RME value established for 1,1-dichloroethene but the detected concentration is significantly lower than the more stringent MTCA Method B Cleanup Level calculated using default values. 1,1-Dichloroethene was not detected in any other indoor air or background samples.
- 1,1,1-Trichloroethane was detected in samples IA-1, IA-2, and IA-4 from the dry cleaner, barbershop, and Head Start tenant spaces, respectively. There is no RME value established for 1,1,1-trichloroethane but the detected concentrations are significantly lower than the more stringent MTCA Method B Cleanup Level calculated using default values. 1,1,1-Trichloroethane was not detected in any other indoor air or background samples.
- Benzene was detected in all indoor air and background samples. Benzene concentrations exceed the MTCA Method B Cleanup Level adjusted for RME in only one sample, IA-4 from the Head Start tenant space, which is currently used as a commercial kitchen.

Benzene is found in fuels, car exhaust, and many household products but it is not a component or breakdown product of dry cleaning solvent. The elevated benzene concentration in the sample from Head Start is likely from products typically used in a commercial kitchen, most notably stainless steel cleaning products and aerosol insecticides, which contain petroleum distillates.

- Carbon tetrachloride was detected in all indoor air and background samples and all detections are at approximately the same concentration, including background samples. None of the carbon tetrachloride concentrations exceed the MTCA Method B Cleanup Level adjusted for RME.
- Chloroform was detected in all indoor air samples but was not detected in either of the background samples. Chloroform concentrations exceed the MTCA Method B Cleanup Level adjusted for RME in samples IA-1 and IA-4 from the dry cleaner and Head Start tenant spaces, respectively. Chloroform is not a component or breakdown product of dry cleaning solvent but it can be formed when chlorine bleach reacts with common household products containing acetone, butanone, ethanol, and isopropyl alcohol. It is likely that chloroform formed as a byproduct from the common use of bleach at the dry cleaner and the Head Start commercial kitchen.

None of the VOC concentrations in indoor air samples from the Site exceed Federal OSHA or Washington State PELs that are protective of on-Site workers. Furthermore, VOC concentrations in indoor air samples from the Site are approximately three or more orders of magnitude less than Federal OSHA and Washington State PELs.

Comparison of the CVOC concentrations in sub-slab vapor and indoor air indicates that the indoor air sample results exhibit a different pattern of constituent concentrations from sub-slab soil vapor samples from nearby locations. For example, sub-slab soil vapor sample SSV-3, collected from beneath the dry cleaner tenant space, has concentrations of PCE and its lesser chlorinated breakdown products TCE, cDCE, and tDCE that are all at the same order of magnitude. Most notably cDCE was detected at greater concentration than PCE in SSV-3. Indoor air sample IA-1, collected within approximately 5 feet of SSV-3, has TCE and cDCE concentrations that are more than an order of magnitude less than the PCE concentration and the tDCE concentration is three orders of magnitude less than the PCE concentration.

The inconsistent pattern of VOC concentrations in sub-slab soil vapor versus indoor air suggests that the contribution of sub-slab soil vapor to indoor air might be less of a factor than that from residual PCE vapors emanating from porous building materials (carpet, drywall, wood, ceiling tiles) that have been exposed to long-term historic dry cleaning operations, or from freshly dry cleaned clothes. Although the tenant recently discontinued dry cleaning operations at the Site, clothes have been sent off-Site to be dry cleaned at a different facility. These clothes were then returned to the Site and stored within the dry cleaner tenant space to await customer pickup. The residual PCE in these freshly dry cleaned clothes is also a potentially significant source of PCE to indoor air at the Site. The presence of multiple potential sources of PCE to indoor air makes it impossible to differentiate the relative contribution of each source to the observed impacts.

6.0 ADDITIONAL DATA GAPS

The following data gaps were created by the detections of CVOCs at concentrations greater than applicable cleanup levels in sub-slab soil and soil vapor samples at the Site:

- The horizontal extent of CVOC impacts to sub-slab soil beneath the Site building has not been delineated to the north or west;
- The vertical extent of CVOC impacts to sub-slab soil beneath the Site building has not been delineated; and
- CVOC impacts to shallow groundwater (if present) beneath the building have not been determined.

7.0 CONCLUSIONS

The following conclusions are supported by the findings of the Additional Site Characterization and indoor air-sampling events:

- PCE, TCE, and VC are present at concentrations greater than their applicable MTCA Cleanup Levels to at least 4.5 feet bgs in shallow soils beneath the dry cleaner floor. Other CVOCs were also detected in sub-slab soil samples but were at concentrations less than applicable cleanup levels. However, no impacts to soil were encountered in any soil samples collected from the paved area outside of the Site building to the west or south of Olympic Dry Cleaners during this investigation.
- The PCE concentration of 0.630 mg/kg in the soil sample from B2, collected as part of the Stratum ESA, is well delineated by the soil sample results from this investigation.
- Concentrations of several CVOCs in sub-slab soil vapor significantly exceed the MTCA Method B screening levels for sub-slab soil vapor, which indicates that indoor air is possibly also impacted. However, determining if CVOC concentrations in indoor air are from sub-slab sources or from the former dry cleaning operation would be difficult due to the residual CVOCs likely present inside the tenant space from previous dry cleaning operations.
- The sub-slab soil vapor concentrations combined with the sub-slab soil data indicate that one or more CVOC hot spots exist in soil beneath the Olympic Dry Cleaners tenant space and possibly under other spaces in the Site building.
- VC is the only compound that has been detected in groundwater at concentrations that exceed the MTCA Method A Cleanup Level for this compound. During this study, VC was only detected in groundwater in the sample from well MW-1, but was previously detected in groundwater from Stratum's ESA borings B-1, B-4, and B-5. All detections of VC in

groundwater are in close proximity to the western or southwestern side of the dry cleaner and all are at concentrations less than 1 µg/L.

- Shallow groundwater at the Site is encountered as thin discontinuous perched zones generally located at between 5 and 13 feet bgs and varying in thickness from 0.2 to 5 feet. The discontinuous perched saturated zone is both over- and underlain by dry silt at all locations explored and saturated conditions were not encountered above the top of the silt. Groundwater elevations measured in wells completed in the saturated zone vary significantly across the Site. The available data demonstrate that this zone is perched, intermittent groundwater that is unlikely to transport the limited VC contamination encountered in groundwater beyond the small area where it currently exists.
- The paved area outside of Olympic Dry Cleaner has been characterized sufficiently to select and design an appropriate remedial action for soil impacts. The recommended remedial action for impacted soil outside of Olympic Dry Cleaners is excavation with off-Site disposal.
- Groundwater impacts outside of the Olympic Dry Cleaners are limited and occur in small perched, discontinuous, thin saturated zones that will be removed by the recommended soil remedy. No additional groundwater remedial actions are warranted or recommended based on the current dataset.
- The sub-slab impacts at the Site have not been sufficiently characterized to allow for the reasonable development and evaluation of cleanup action alternatives. These data gaps and associated recommended actions are presented in Section 8.0.
- VOC concentrations in indoor air samples are likely due, at least in part, to residual PCE vapors in porous building materials and vapors from freshly dry cleaned items present in the dry cleaner tenant space at the time of sampling. It is not possible to determine the relative contribution of these potential sources of PCE to indoor air, or the contribution from sub-slab soil vapor by the vapor intrusion pathway using the currently available data.

8.0 RECOMMENDATIONS

Based on an evaluation of the available environmental data from the Site, as noted in Section 5.0, there are subsurface impacts by PCE and other CVOCs under the existing building floor slab and in the paved area to the west of the building. The impacts to soil, groundwater, and soil vapor are at concentrations that would require remediation to comply with Ecology's MTCA regulations.

Remediation options for the Site are limited and would be difficult and expensive to implement because the available data indicate that the main area of subsurface impacts is under the building and are relatively inaccessible with the building in place. In addition, the areal extent and depth of impacts under the building are not fully delineated and require further investigation to select and design an

appropriate remediation strategy. If subsurface impacts were discovered to extend beyond the Olympic Dry Cleaners tenant space, the estimated remediation costs would increase correspondingly.

From a business standpoint, the significant estimated cost of remediation for the Site based on known impacts and considering the potential for additional subsurface impacts under the building that would further increase remediation costs, the sale of the property as-is is a reasonable and recommended course of action for this Site.

For the benefit of the future property owner, EPI recommends the following actions to fill the existing data gaps at the Site to a degree that will allow for the reasonable evaluation of remediation options for the Site, and to obtain Ecology's concurrence on the sufficiency of such proposed remedial actions:

- Enroll the Site in Ecology's VCP and present this report to the Ecology-assigned project manager for review and comments. Work with Ecology to adequately delineate impacts for the purposes of remediation technology selection and design.
- CVOC impacts to soil and groundwater in the paved area west of the Site building have been delineated sufficiently to select an appropriate remediation strategy and prepare estimated costs. The recommended remediation technology for impacted soil and groundwater in the paved area west of the building is direct excavation with off-Site disposal. The assumptions and estimated costs associated with excavation and off-Site disposal of impacted soil from the paved area west of the building are presented in EPI's technical memorandum titled *Remediation Options for the Everett Masonic Property* (EPI 2014; hereafter referred to as "EPI's technical memorandum"), which is included in Attachment D.
- Assessment of the full extent of impacts to soil beneath the Site building will be required to evaluate appropriate remedial alternatives for soil and possibly groundwater impacts. Until the impacts are delineated under the floor slab, the magnitude of the cleanup cannot be reliably estimated without the use of reasonable and necessary assumptions. The recommended method of evaluating the horizontal extent of impacts is to first conduct passive soil vapor sampling at multiple locations beneath the building floor. Passive soil vapor sampling is a relatively low-cost technique that measures soil vapor concentrations at multiple locations using passive sampling devices deployed beneath the slab. It supplies qualitative information about the locations of areas of high soil and groundwater concentrations and the likely horizontal extent of impacts to these media. The passive soil vapor data are then used to select appropriate locations for soil borings beneath the building floor slab. The interior soil borings must necessarily be advanced through the building floor using limited-access direct-push drilling equipment to depths sufficient to collect soil samples within, and beyond the vertical extent of soil impacts, and to sample groundwater beneath the building, if present. Estimated costs for the passive soil vapor investigation are presented in EPI's technical memorandum, which is included in Attachment D.

- When the extent of impacted soil and groundwater has been delineated, remedial alternatives that are appropriate for the site-specific conditions can be developed and evaluated. Based on past experience at similar sites, EPI envisions that targeted soil excavation and/or the implementation of soil vapor extraction (SVE) beneath the building could be used to remediate impacts to soil and groundwater at the Site. Because the most significantly impacted soil is beneath the building, either of these approaches may involve significant impacts to current business activities at the Site, including possible temporary removal of walls and floor slab to allow access to contaminated media. Estimated costs for targeted soil excavation and the installation and operation of an SVE system are presented in EPI's technical memorandum, which is included in Attachment D. The actual required scope and cost of any cleanup action will depend on the extent and the concentrations of impacts beneath the building.
- EPI understands that the lease for the dry cleaner has been terminated. Following the complete cessation of all dry-cleaning-related activities in the dry cleaner lease space, EPI recommends removing, to the extent practicable, all potential sources of accumulated CVOCs including any furniture, shelving, carpeting, rugs, and other materials. Following removal, the tenant space should be ventilated to the maximum extent possible. This approach may serve to reduce the contribution of residual CVOCs from remaining building materials. Unfortunately, the amount of time and the required air turnover rate to achieve significant reduction from these potential sources is impossible to determine at this time. These factors will depend on the permeability and actual concentrations of residual CVOCs in the building materials, which have not been evaluated. Following ventilation of the tenant space, indoor air should be resampled to evaluate the extent of improvement, if any, following the actions listed above, and to further attempt to evaluate whether impacts to indoor air from sub-slab vapor are occurring via the vapor intrusion pathway.

9.0 LIMITATIONS

To the extent that preparation of this Additional Site Characterization Report has required the application of best professional judgment and the employment of scientific principles, and certain results of this work have been based on subjective interpretation. EPI makes no warranties, express or implied including and without limitation warranties as to merchantability or fitness for a particular purpose. The information provided in this report is not to be construed as legal advice.

This report was prepared solely for Pivotal Solutions, and the contents thereof may not be used or relied upon by any other person without the express written consent and authorization of those parties and EPI.

10.0 REFERENCES

- Environmental Partners, Inc. (EPI) 2014. Technical Memorandum to Mr. Dick Hooper, Pivotal Solutions, Inc., *Remediation Options for the Everett Masonic Property*. November 14, 2014.
- Stratum Group (Stratum). 2013. *Environmental Sampling Summary*. November 14, 2013.
- Stratum Group (Stratum). 2014. *Phase II Soil and Groundwater Sampling Investigation – Environmental Site Assessment: Phase II Soil and Groundwater Investigation*. February 28, 2014.
- U.S. Environmental Protection Agency (EPA). 1996. *Ground Water Issue: Low-Flow (Minimal Drawdown) Ground-Water Sampling Procedures*. EPA/540/S-95/504. April 1996.
- Washington State Department of Ecology (Ecology). 2009. *Review Draft Guidance for Evaluating Soil Vapor Intrusion in Washington State: Investigation and Remedial Action*. Toxics Cleanup Program. Publication no. 09-09-047. October 2009.

Tables

Table 1
Summary of Groundwater Elevations
Additional Site Characterization Report with Indoor Air Data
220 Olympic Boulevard, Everett, Washington

Monitoring Well	Date Measured^a	Depth to Groundwater (feet)^b	Depth to Bottom of Well (feet)^b	Top of Casing Elevation^c	Groundwater Elevation^c
MW-A	11/10/14	9.76	NM	304.80	295.04
MW-B	11/10/14	7.32	NM	303.13	295.81
MW-C	11/10/14	3.28	NM	308.12	299.85
MW-1	11/10/14	4.89	10.00	301.99	298.24
MW-2	11/10/14	4.50	13.00	301.99	297.49
MW-3	11/10/14	8.95	14.00	301.84	293.04

Notes:

- a All site monitoring wells were surveyed on November 10, 2014.
- b Depths presented in feet below top of well casing. Depths measured from north edge of well casing.
- c Elevations reported in feet above North American Vertical Datum of 1988 (NAVD 88).
- NM Not measured.

Table 2
Summary of Soil Analytical Results (in mg/kg)
Additional Site Characterization Report with Indoor Air Data
220 Olympic Boulevard, Everett, Washington

Boring Identification	Sample Collected by	Sample Depth (feet)	Date Collected	Detected Chlorinated Volatile Organic Compounds ^a						
				Tetrachloroethene (PCE)	Trichloroethene (TCE)	cis-1,2-Dichloroethene (cDCE)	trans-1,2-Dichloroethene (tDCE)	Vinyl Chloride	1,1-Dichloroethene	
B1	STRATUM GROUP	4	10/23/13	<0.01	<0.01	<0.01	NA	NA	NA	
B2		9	10/23/13	0.630	0.014	0.014	NA	NA	NA	
		20	10/23/13	0.022	<0.01	<0.01	NA	NA	NA	
B3		5	10/23/13	<0.01	<0.01	<0.01	NA	NA	NA	
		15	10/23/13	<0.01	<0.01	<0.01	NA	NA	NA	
B4		7	10/23/13	<0.01	<0.01	<0.01	NA	NA	NA	
SB-1		EPI	5	10/15/14	<0.01	<0.01	<0.01	<0.01	<0.01	<0.01
			10	10/15/14	<0.01	<0.01	<0.01	<0.01	<0.01	<0.01
	15		10/15/14	<0.01	<0.01	<0.01	<0.01	<0.01	<0.01	
SB-2	2		10/15/14	<0.01	<0.01	<0.01	<0.01	<0.01	<0.01	
	5		10/15/14	<0.01	<0.01	<0.01	<0.01	<0.01	<0.01	
	10		10/15/14	<0.01	<0.01	<0.01	<0.01	<0.01	<0.01	
SB-3	2		10/15/14	<0.01	<0.01	<0.01	<0.01	<0.01	<0.01	
	5		10/15/14	<0.01	<0.01	<0.01	<0.01	<0.01	<0.01	
	15		10/15/14	<0.01	<0.01	<0.01	<0.01	<0.01	<0.01	
SB-4	5		10/15/14	<0.01	<0.01	<0.01	<0.01	<0.01	<0.01	
	8		10/15/14	<0.01	<0.01	<0.01	<0.01	<0.01	<0.01	
	14		10/15/14	<0.01	<0.01	<0.01	<0.01	<0.01	<0.01	
SB-5	5		10/15/14	<0.01	<0.01	<0.01	<0.01	<0.01	<0.01	
	10		10/15/14	<0.01	<0.01	<0.01	<0.01	<0.01	<0.01	
	15		10/15/14	<0.01	<0.01	<0.01	<0.01	<0.01	<0.01	
SB-6	5		10/15/14	<0.01	<0.01	<0.01	<0.01	<0.01	<0.01	
	13		10/15/14	<0.01	<0.01	<0.01	<0.01	<0.01	<0.01	
	5		10/15/14	<0.01	<0.01	<0.01	<0.01	<0.01	<0.01	
SB-7	8		10/15/14	<0.01	<0.01	<0.01	<0.01	<0.01	<0.01	
	15		10/15/14	<0.01	<0.01	<0.01	<0.01	<0.01	<0.01	
	5		10/15/14	<0.01	<0.01	<0.01	<0.01	<0.01	<0.01	
SB-8	9		10/15/14	<0.01	<0.01	<0.01	<0.01	<0.01	<0.01	
	15		10/15/14	<0.01	<0.01	<0.01	<0.01	<0.01	<0.01	
	1		10/24/14	4.800	0.054	0.093	<0.045	<0.01	<0.01	
HA-1	4	10/24/14	0.250	0.063	14.000	0.160	0.710	0.028		
	1	10/24/14	<0.01	<0.01	<0.01	<0.01	<0.01	<0.01		
HA-2	4.5	10/24/14	<0.01	<0.01	<0.01	<0.01	<0.01	<0.01		
	0.5	10/24/14	1.600	0.200	0.420	<0.01	<0.01	<0.01		
HA-3	4	10/24/14	0.068	0.028	15.000	0.330	0.320	0.041		
	MTCA Method A Soil Cleanup Level for Unrestricted Land Use^b				0.05	0.03	NVE	NVE	NVE	NVE
MTCA Method B Soil Cleanup Level for Direct Contact^c				480	12	160	1,600	0.67	4,000	

Notes:

All results are presented in milligrams/kilogram (mg/kg).

Bold Bold results indicate that analyte is detected at a concentration greater than the laboratory reporting limit.

Shading Shading indicates that analyte is detected at a concentration greater than the applicable cleanup level.

< Indicates that the analyte is not detected at a concentration greater than the listed laboratory reporting limit.

NA Results not available.

NVE No cleanup value has been established for this compound.

a Analyzed by EPA Method 8260.

b MTCA Method A Soil Cleanup Levels for Unrestricted Land Use (from CLARC).

c MTCA Method B Soil Cleanup Levels for Direct Contact (from CLARC). Where carcinogenic and non-carcinogenic cleanup levels were both available the lower value is listed.

Table 3
Summary of Groundwater Analytical Results (in µg/L)
Additional Site Characterization Report with Indoor Air Data
220 Olympic Boulevard, Everett, Washington

Sample Identification	Sample Collected by	Date Collected	Screen Interval (Feet)	Detected Chlorinated Volatile Organic Compounds ^b					
				Tetrachloroethene (PCE)	Trichloroethene (TCE)	cis-1,2-Dichloroethene (cDCE)	trans-1,2-Dichloroethene (tDCE)	Vinyl Chloride	1,1-Dichloroethene
B1-W	Stratum Group	10/24/13	9	<2.0	<2.0	<2.0	<2.0	0.67	<2.0
B4-W		10/24/13	9	<2.0	<2.0	<2.0	<2.0	0.98	<2.0
B5-W		10/24/13	9	<2.0	<2.0	<2.0	<2.0	0.28	<2.0
MW-A	EPI	8/18/14	NVR	<2.0	<2.0	<2.0	<2.0	<0.20	<2.0
MW-B		8/18/14	NVR	<2.0	<2.0	<2.0	<2.0	<0.20	<2.0
MW-C		8/18/14	NVR	<2.0	<2.0	<2.0	<2.0	<0.20	<2.0
MW-1		10/24/14	5-10	<2.0	<2.0	8.7	<2.0	0.33	<2.0
MW-2		10/24/14	3-13	<2.0	<2.0	<2.0	<2.0	<0.20	<2.0
MW-3		10/24/14	4-14	<2.0	<2.0	<2.0	<2.0	<0.20	<2.0
SB-1		10/15/14	5-10	<2.0	<2.0	<2.0	<2.0	<0.20	<2.0
SB-3		10/15/14	4.5-13	<2.0	<2.0	<2.0	<2.0	<0.20	<2.0
SB-6		10/15/14	9-14	<2.0	<2.0	<2.0	<2.0	<0.20	<2.0
MTCA Method A Groundwater Cleanup Levels^b				5	5	NVE	NVE	NVE	NVE
MTCA Method B Groundwater Cleanup Level^c				21.0	0.54	16	160	0.029	400

Notes:

- All results are presented in micrograms/liter (µg/L).
- < Indicates that the analyte is not detected at a concentration greater than the listed laboratory reporting limit.
- NVR No value reported
- NVE No cleanup value has been established for this compound.
- a Analyzed by EPA Method 8260.
- b Model Toxics Control Act (MTCA) Table 720-1, WAC 173-340-900.

Table 4
Summary of Sub-Slab Soil Vapor Analytical Results ($\mu\text{g}/\text{m}^3$)
Additional Site Characterization Report with Indoor Air Data
220 Olympic Boulevard, Everett, Washington

Sample Identification	Date Collected	Tetrachloroethene (PCE)	Trichloroethene (TCE)	cis-1,2-Dichloroethene (cDCE)	trans-1,2-Dichloroethene (tDCE)	Vinyl Chloride	1,1-Dichloroethene	Benzene	Carbon Tetrachloride	Chloroethane	Chloroform
Sub-Slab Vapor											
SSV-1	10/23/14	37,600 E	9,810 E	14,500 E	663	190	143	13.9	2.23	2.95	178
SSV-2	10/23/14	12,600 E	6,010 E	9,820 E	385	50.7	1.09	4.38	<1.26	<1.32	10.2
SSV-3	10/23/14	22,800 E	14,700 E	35,400 E	15,800 E	3.2	12,500 E	101	<20.1	31.6	382
Soil Vapor Screening Level^a		96	3.7	160	320	2.8	910	3.21	4.17	NVE	1.1

Notes:

All samples analyzed by EPA Method TO-15. All sample results presented in micrograms per cubic meter ($\mu\text{g}/\text{m}^3$).

Bold Indicates analyte detected at a concentration greater than the laboratory reporting limit.

E Indicated concentration exceeds the applicable Soil Vapor Screening Level.

< Indicates the analyte was not detected at a concentration greater than the listed laboratory reporting limit.

NVE No Value Established.

a Soil vapor screening levels for shallow soil vapor from CLARC or from Table B-1, Guidance for Evaluating Soil Vapor Intrusion in Washington State, Ecology 2009, or calculated as 10x the Method B Indoor Air Cleanup Levels presented in CLARC.

Qualifier:

E Value greater than quantitation range.

Table 5
Summary of Indoor Air Analytical Results ($\mu\text{g}/\text{m}^3$)
Additional Site Characterization Report with Indoor Air Data
220 Olympic Boulevard, Everett, Washington

Sample Identification	Sample Location	Date Collected	Tetrachloroethene (PCE)	Trichloroethene (TCE)	cis-1,2-Dichloroethene (cDCE)	trans-1,2-Dichloroethene (tDCE)	Vinyl Chloride	1,1-Dichloroethene	1,1,1-Trichloroethane	Benzene	Carbon Tetrachloride	Chloroform
Indoor Air Round 1												
IA-1	Dry Cleaner	12/15/14	893	22.3	26.2	0.849	0.451	0.454	2.83	1.86	0.705	2.80
IA-2	Barber Shop	12/15/14	70.0	3.83	8.64	<0.0238	<0.217	<0.0357	0.307	1.96	0.657	0.875
IA-3	Insurance Agency	12/15/14	6.49	<0.0914	<0.0793	<0.0238	<0.217	<0.0357	<0.0273	1.43	0.566	0.450
BG-1	Background 1	12/15/14	1.66	<0.0914	<0.0793	<0.0238	<0.217	<0.0357	<0.0273	0.807	0.592	<0.0977
Indoor Air Round 2												
IA-4	Headstart	1/13/15	95.7	1.32	1.57	<0.0238	<0.217	<0.0357	0.227	3.99	0.687	4.75
IA-5	Masonic Dining Room	1/13/15	94.5	1.13	1.56	<0.0238	<0.217	<0.0357	<0.0273	1.60	0.574	0.742
IA-6	Masonic South Lodge	1/13/15	64.4	0.762	0.964	<0.0238	<0.217	<0.0357	<0.0273	1.64	0.575	0.566
IA-7	Masonic Offices Hall	1/13/15	71.2	0.742	1.03	<0.0238	<0.217	<0.0357	<0.0273	1.46	0.563	0.654
IA-8	Masonic Storage	1/13/15	22.1	0.265	0.291	<0.0238	<0.217	<0.0357	<0.0273	1.39	0.561	0.566
BG-2	Background 2	1/13/15	1.75	<0.0914	<0.0793	<0.0238	<0.217	<0.0357	<0.0273	1.29	0.556	<0.0977
MTCA Method B Cleanup Level (default values)^a			9.62	0.370	16^b	27.4	0.28	91.4	2,290	0.321	0.417	0.109
MTCA Method B Cleanup Level (Reasonable Maximum Exposure for a commercial facility)^c			42.2	2.67	153.5	NVE	1.2	NVE	NVE	1.4	1.3	1.4
Federal OSHA Permissible Exposure Level (PEL)^d			670,000	535,000	790,000^e	790,000^e	2,560	NVE	1,900,000	3,190	65,000	240,000
Washington State PEL^f			169,500	268,500	749,000^e	749,000^e	2,560	3,960	1,900,000	3,190	12,580	9,760

Notes:

All samples analyzed by EPA Method TO-15. All sample results presented in micrograms per cubic meter ($\mu\text{g}/\text{m}^3$).

Bold Indicates analyte detected at a concentration greater than the laboratory PQL.

■ Indicated concentration exceeds the MTCA Method B Cleanup Level based on Reasonable Maximum Exposure (RME) for a commercial facility and adjusting for background.

< Indicates the analyte was not detected at a concentration greater than the laboratory practical quantitation limit listed (PQL).

a Method B Indoor Air Cleanup levels presented in CLARC except as noted.

b From Table B-1, Guidance for Evaluating Soil Vapor Intrusion in Washington State, Ecology 2009.

c Calculated using equation 750-1 or 750-2 (MTCA) using a RME for a commercial facility.

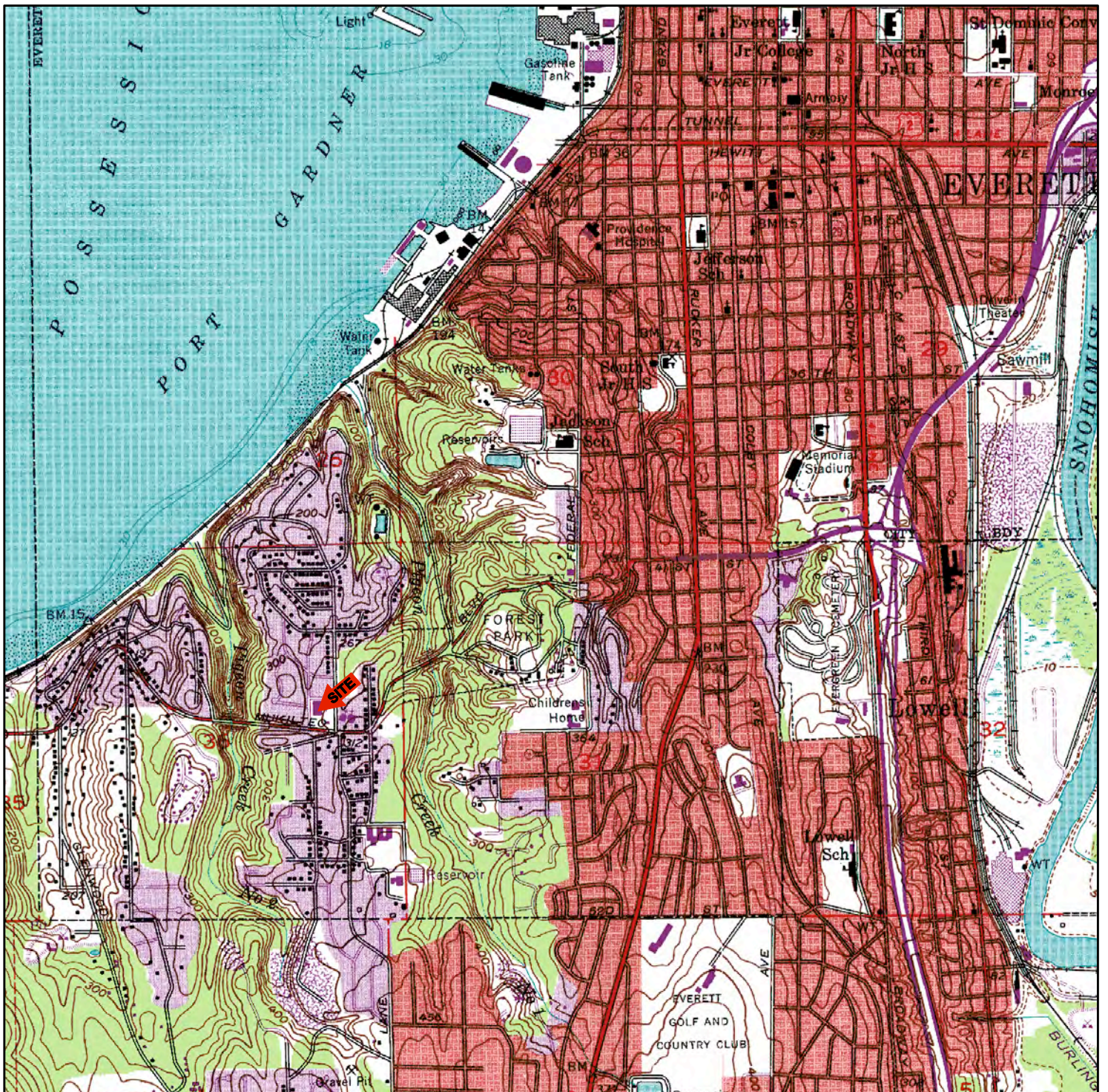
d From OSHA Website.

e For mixed isomers of cDCE and tDCE.

f Washington State Safety Standards for Airborne Contaminant (WAC 296-841).

NVE No value established.

Figures



NOTES:

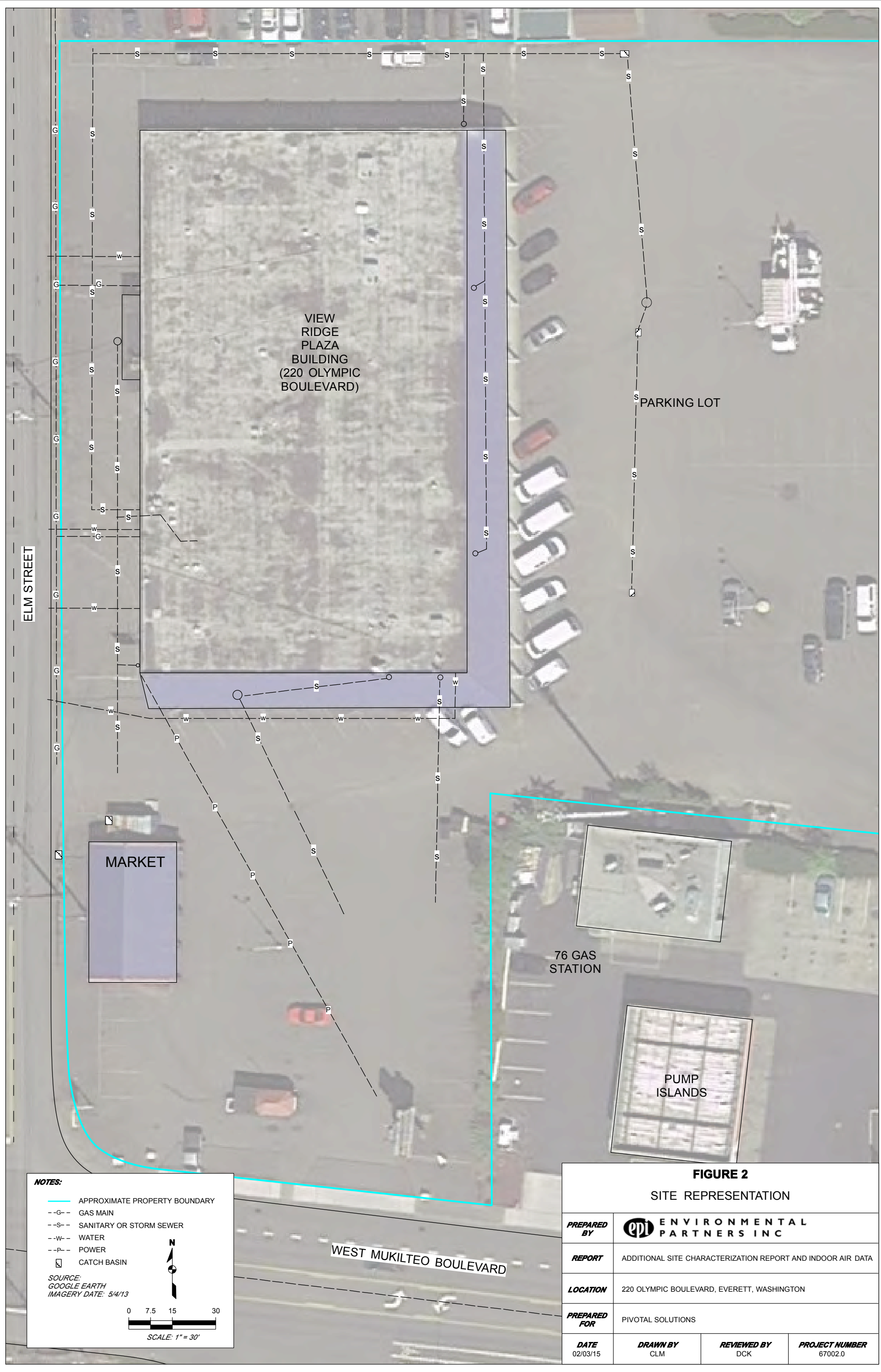
SOURCE: USGS 7.5 MINUTE QUADRANGLE
(TOPOGRAPHIC)

EVERETT, WASH.
1953

REVISED 1973

SCALE = 1:24,000

FIGURE 1			
GENERAL VICINITY MAP			
PREPARED BY	ept ENVIRONMENTAL PARTNERS INC		
REPORT	ADDITIONAL SITE CHARACTERIZATION REPORT		
LOCATION	220 OLYMPIC BOULEVARD EVERETT, WASHINGTON		
PREPARED FOR	PIVOTAL SOLUTIONS		
DATE	DRAWN BY	REVIEWED BY	PROJECT NUMBER
11/11/14	ARM	MB	67002.0



VIEW
RIDGE
PLAZA
BUILDING
(220 OLYMPIC
BOULEVARD)

PARKING LOT

ELM STREET

MARKET

76 GAS
STATION

PUMP
ISLANDS

WEST MUKILTEO BOULEVARD

NOTES:

- APPROXIMATE PROPERTY BOUNDARY
- G-- GAS MAIN
- S-- SANITARY OR STORM SEWER
- W-- WATER
- P-- POWER
- ☐ CATCH BASIN

SOURCE:
GOOGLE EARTH
IMAGERY DATE: 5/4/13

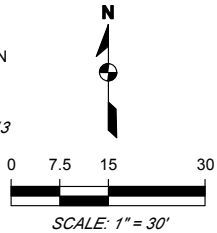


FIGURE 2

SITE REPRESENTATION

PREPARED BY	ENVIRONMENTAL PARTNERS INC		
REPORT	ADDITIONAL SITE CHARACTERIZATION REPORT AND INDOOR AIR DATA		
LOCATION	220 OLYMPIC BOULEVARD, EVERETT, WASHINGTON		
PREPARED FOR	PIVOTAL SOLUTIONS		
DATE	DRAWN BY	REVIEWED BY	PROJECT NUMBER
02/03/15	CLM	DCK	67002.0

KEY:

SAMPLE IDENTIFICATION
 SAMPLE DEPTH (IN FEET)
 TETRACHLOROETHENE
 TRICHLOROETHENE
 CIS-1,2-DICHLOROETHENE
 TRANS-1,2-DICHLOROETHENE
 VINYL CHLORIDE

HA-3		
DEPTH	0.5'	4'
PCE	1.600	0.068
TCE	0.200	0.028
cDCE	0.420	15.000
tDCE	<0.01	0.330
VC	<0.01	0.320

RED INDICATES CONCENTRATION IS GREATER THAN THE APPLICABLE CLEANUP LEVEL

BOLD INDICATES DETECTED CONCENTRATION GREATER THAN LABORATORY DETECTION LIMIT

NA INDICATES DATA NOT AVAILABLE

*-< INDICATES NOT DETECTED AT THE LISTED REPORTING LIMIT

VIEW RIDGE PLAZA BUILDING (220 OLYMPIC BOULEVARD)

PARKING LOT

AWNING

76 GAS STATION

PUMP ISLANDS

FIGURE 3
 CONCENTRATIONS OF CVOCs IN SOIL (mg/kg)

PREPARED BY	ENVIRONMENTAL PARTNERS INC		
REPORT	ADDITIONAL SITE CHARACTERIZATION REPORT AND INDOOR AIR DATA		
LOCATION	220 OLYMPIC BOULEVARD, EVERETT, WASHINGTON		
PREPARED FOR	PIVOTAL SOLUTIONS		
DATE	DRAWN BY	REVIEWED BY	PROJECT NUMBER
02/03/15	CLM	DCK	67002.0

B3		
DEPTH	5'	15'
PCE	<0.01	<0.01
TCE	<0.01	<0.01
cDCE	<0.01	<0.01
tDCE	NA	NA
VC	NA	NA

SB-1			
DEPTH	5'	10'	15'
PCE	<0.01	<0.01	<0.01
TCE	<0.01	<0.01	<0.01
cDCE	<0.01	<0.01	<0.01
tDCE	<0.01	<0.01	<0.01
VC	<0.01	<0.01	<0.01

SB-3			
DEPTH	2'	5'	15'
PCE	<0.01	<0.01	<0.01
TCE	<0.01	<0.01	<0.01
cDCE	<0.01	<0.01	<0.01
tDCE	<0.01	<0.01	<0.01
VC	<0.01	<0.01	<0.01

SB-2			
DEPTH	2'	5'	10'
PCE	<0.01	<0.01	<0.01
TCE	<0.01	<0.01	<0.01
cDCE	<0.01	<0.01	<0.01
tDCE	<0.01	<0.01	<0.01
VC	<0.01	<0.01	<0.01

B2		
DEPTH	9'	20'
PCE	0.630	0.022
TCE	0.014	<0.01
cDCE	0.014	<0.01
tDCE	NA	NA
VC	NA	NA

HA-1		
DEPTH	1'	4'
PCE	4.800	0.250
TCE	0.054	0.063
cDCE	0.093	14.000
tDCE	<0.045	0.160
VC	<0.01	0.710

HA-2		
DEPTH	1'	4.5'
PCE	<0.01	<0.01
TCE	<0.01	<0.01
cDCE	<0.01	<0.01
tDCE	<0.01	<0.01
VC	<0.01	<0.01

HA-3		
DEPTH	0.5'	4'
PCE	1.600	0.068
TCE	0.200	0.028
cDCE	0.420	15.000
tDCE	<0.01	0.330
VC	<0.01	0.320

B1	
DEPTH	4'
PCE	<0.01
TCE	<0.01
cDCE	<0.01
tDCE	NA
VC	NA

SB-5			
DEPTH	5'	10'	15'
PCE	<0.01	<0.01	<0.01
TCE	<0.01	<0.01	<0.01
cDCE	<0.01	<0.01	<0.01
tDCE	<0.01	<0.01	<0.01
VC	<0.01	<0.01	<0.01

SB-4			
DEPTH	5'	8'	14'
PCE	<0.01	<0.01	<0.01
TCE	<0.01	<0.01	<0.01
cDCE	<0.01	<0.01	<0.01
tDCE	<0.01	<0.01	<0.01
VC	<0.01	<0.01	<0.01

B4	
DEPTH	7'
PCE	<0.01
TCE	<0.01
cDCE	<0.01
tDCE	NA
VC	NA

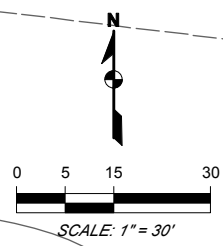
SB-6		
DEPTH	5'	13'
PCE	<0.01	<0.01
TCE	<0.01	<0.01
cDCE	<0.01	<0.01
tDCE	<0.01	<0.01
VC	<0.01	<0.01

SB-7			
DEPTH	5'	8'	15'
PCE	<0.01	<0.01	<0.01
TCE	<0.01	<0.01	<0.01
cDCE	<0.01	<0.01	<0.01
tDCE	<0.01	<0.01	<0.01
VC	<0.01	<0.01	<0.01

SB-8			
DEPTH	5'	9'	15'
PCE	<0.01	<0.01	<0.01
TCE	<0.01	<0.01	<0.01
cDCE	<0.01	<0.01	<0.01
tDCE	<0.01	<0.01	<0.01
VC	<0.01	<0.01	<0.01

NOTES:

- PROPERTY BOUNDARY
- EPI BORING LOCATIONS
- STRATUM GROUP BORING LOCATIONS



WEST MUKILTEO BOU

NOTES:

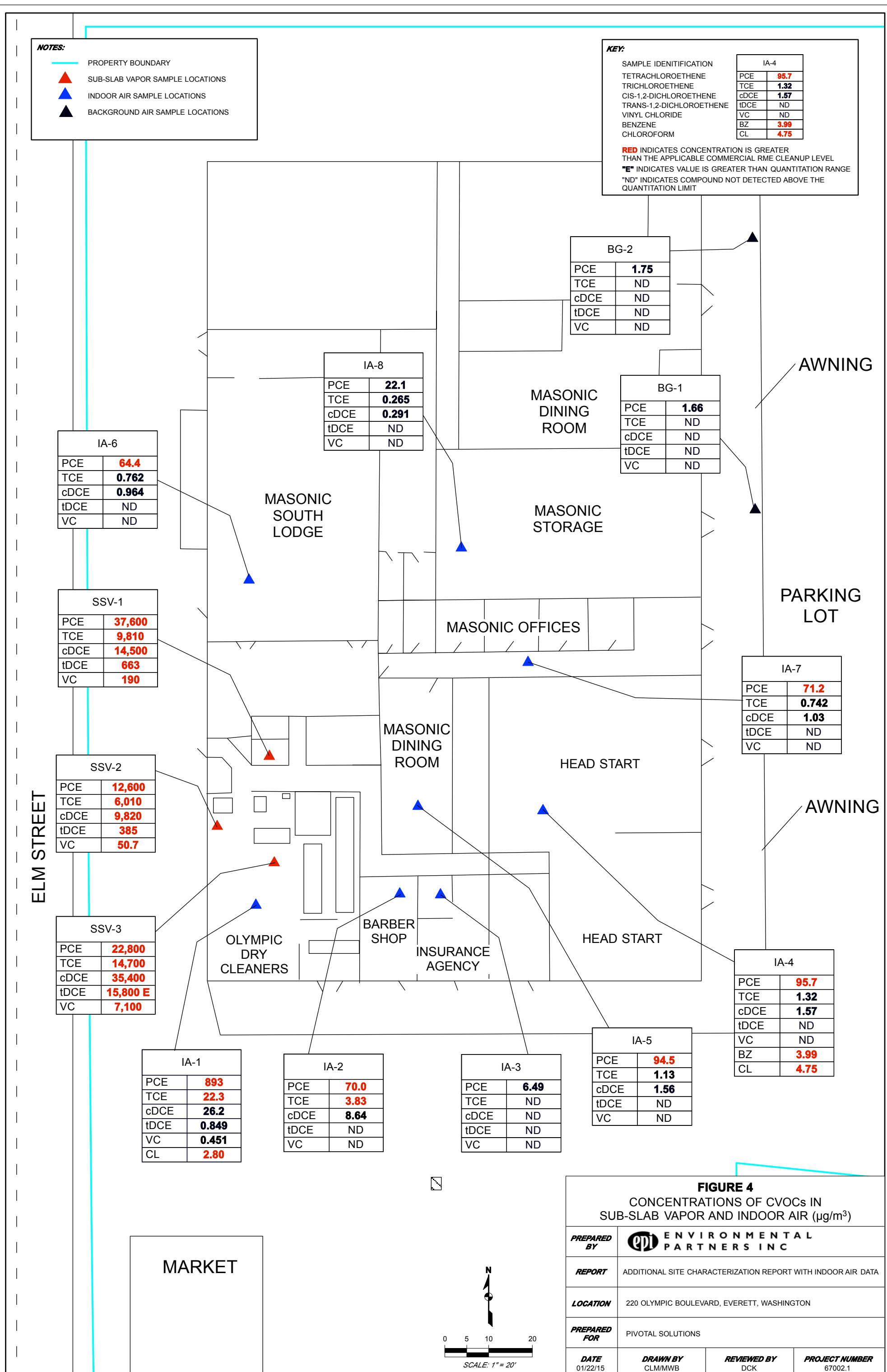
- PROPERTY BOUNDARY
- SUB-SLAB VAPOR SAMPLE LOCATIONS
- INDOOR AIR SAMPLE LOCATIONS
- BACKGROUND AIR SAMPLE LOCATIONS

KEY:

SAMPLE IDENTIFICATION

IA-4	
PCE	95.7
TCE	1.32
cDCE	1.57
tDCE	ND
VC	ND
BZ	3.99
CL	4.75

RED INDICATES CONCENTRATION IS GREATER THAN THE APPLICABLE COMMERCIAL RME CLEANUP LEVEL
 "E" INDICATES VALUE IS GREATER THAN QUANTITATION RANGE
 "ND" INDICATES COMPOUND NOT DETECTED ABOVE THE QUANTITATION LIMIT



IA-6	
PCE	64.4
TCE	0.762
cDCE	0.964
tDCE	ND
VC	ND

SSV-1	
PCE	37,600
TCE	9,810
cDCE	14,500
tDCE	663
VC	190

SSV-2	
PCE	12,600
TCE	6,010
cDCE	9,820
tDCE	385
VC	50.7

SSV-3	
PCE	22,800
TCE	14,700
cDCE	35,400
tDCE	15,800 E
VC	7,100

IA-1	
PCE	893
TCE	22.3
cDCE	26.2
tDCE	0.849
VC	0.451
CL	2.80

IA-2	
PCE	70.0
TCE	3.83
cDCE	8.64
tDCE	ND
VC	ND

IA-3	
PCE	6.49
TCE	ND
cDCE	ND
tDCE	ND
VC	ND

IA-5	
PCE	94.5
TCE	1.13
cDCE	1.56
tDCE	ND
VC	ND

IA-4	
PCE	95.7
TCE	1.32
cDCE	1.57
tDCE	ND
VC	ND
BZ	3.99
CL	4.75

IA-8	
PCE	22.1
TCE	0.265
cDCE	0.291
tDCE	ND
VC	ND

BG-2	
PCE	1.75
TCE	ND
cDCE	ND
tDCE	ND
VC	ND

BG-1	
PCE	1.66
TCE	ND
cDCE	ND
tDCE	ND
VC	ND

IA-7	
PCE	71.2
TCE	0.742
cDCE	1.03
tDCE	ND
VC	ND

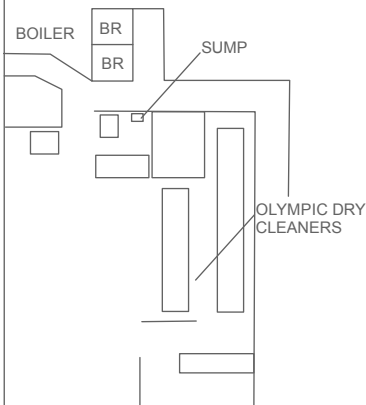
FIGURE 4
 CONCENTRATIONS OF CVOCs IN SUB-SLAB VAPOR AND INDOOR AIR ($\mu\text{g}/\text{m}^3$)

PREPARED BY	epi ENVIRONMENTAL PARTNERS INC		
REPORT	ADDITIONAL SITE CHARACTERIZATION REPORT WITH INDOOR AIR DATA		
LOCATION	220 OLYMPIC BOULEVARD, EVERETT, WASHINGTON		
PREPARED FOR	PIVOTAL SOLUTIONS		
DATE	DRAWN BY	REVIEWED BY	PROJECT NUMBER
01/22/15	CLM/MMWB	DCK	67002.1

VIEW
RIDGE
PLAZA
BUILDING
(220 OLYMPIC
BOULEVARD)

PARKING LOT

ELM STREET



AWNING

MARKET

76 GAS
STATION

PUMP
ISLANDS

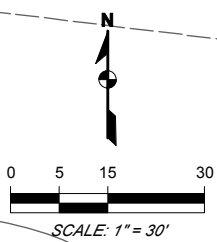
WEST MUKILTEO BOU

FIGURE 5

GROUNDWATER ELEVATIONS

NOTES:

- PROPERTY BOUNDARY
- EPI MONITORING WELL LOCATIONS
- 76 STATION MONITORING WELL LOCATIONS
- EPI BORING LOCATIONS
- STRATUM GROUP BORING LOCATIONS
- 295.04' GROUNDWATER ELEVATIONS IN FEET (NAVD88) AS MEASURED 11/10/2014



PREPARED BY	ENVIRONMENTAL PARTNERS INC		
REPORT	ADDITIONAL SITE CHARACTERIZATION REPORT AND INDOOR AIR DATA		
LOCATION	220 OLYMPIC BOULEVARD, EVERETT, WASHINGTON		
PREPARED FOR	PIVOTAL SOLUTIONS		
DATE	DRAWN BY	REVIEWED BY	PROJECT NUMBER
02/03/15	VPB	DCK	67002.0

KEY:

SAMPLE IDENTIFICATION
 TETRACHLOROETHENE
 TRICHLOROETHENE
 CIS-1,2-DICHLOROETHENE
 VINYL CHLORIDE

MW-1	
PCE	<2.0
TCE	8.7
cDCE	<2.0
VC	0.33

RED INDICATES CONCENTRATION IS GREATER THAN THE APPLICABLE CLEANUP LEVEL
BOLD INDICATES DETECTED CONCENTRATION GREATER THAN LABORATORY DETECTION LIMIT
 NA INDICATES DATA NOT AVAILABLE
 "<" INDICATES NOT DETECTED AT THE LISTED REPORTING LIMIT

VIEW RIDGE PLAZA BUILDING (220 OLYMPIC BOULEVARD)

PARKING LOT

Well ID	PCE	TCE	cDCE	VC
MW-1	<2.0	8.7	<2.0	0.33
SB-3	<2.0	<2.0	<2.0	<0.20
B1-W	NA	NA	NA	0.67
MW-2	<2.0	<2.0	<2.0	<0.20
SB-6	<2.0	<2.0	<2.0	<0.20
MW-3	<2.0	<2.0	<2.0	<0.20
B4-W	NA	NA	NA	0.98
B5-W	NA	NA	NA	0.28

B-3 NOT SAMPLED

B-2 NOT SAMPLED

SB-5 NOT SAMPLED

SB-7 NOT SAMPLED

MARKET

Well ID	PCE	TCE	cDCE	VC
MW-3	<2.0	<2.0	<2.0	<0.20

Well ID	PCE	TCE	cDCE	VC
MW-B	<2.0	<2.0	<2.0	<0.20

Well ID	PCE	TCE	cDCE	VC
MW-C	<2.0	<2.0	<2.0	<0.20

Well ID	PCE	TCE	cDCE	VC
MW-A	<2.0	<2.0	<2.0	<2.0

76 GAS STATION

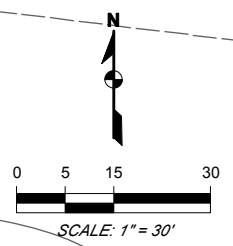
PUMP ISLANDS

FIGURE 6
 CONCENTRATIONS OF CVOCs IN GROUNDWATER (µg/L)

PREPARED BY	EPI ENVIRONMENTAL PARTNERS INC		
REPORT	ADDITIONAL SITE CHARACTERIZATION REPORT AND INDOOR AIR DATA		
LOCATION	220 OLYMPIC BOULEVARD, EVERETT, WASHINGTON		
PREPARED FOR	PIVOTAL SOLUTIONS		
DATE	DRAWN BY	REVIEWED BY	PROJECT NUMBER
02/02/15	CLM	DCK	67002.0

NOTES:

- PROPERTY BOUNDARY
- EPI MONITORING WELL LOCATIONS
- 76 STATION MONITORING WELL LOCATIONS
- EPI BORING LOCATIONS
- STRATUM GROUP BORING LOCATIONS



WEST MUKILTEO BOUL

ELM STREET

AWNING

OLYMPIC DRY CLEANERS

SUMP

BOILER

BR

BR

Attachment A
Previous Site Investigation Reports by Stratum
Group

(Stratum Group Reports are on the CD ROM in the pocket of this report)

Stratum Group

PO Box 2546, Bellingham, Washington 98227
Phone: (360) 714-9409

November 14, 2013

Patrick Marlatt
Everett Masonic Corporation
234 Olympic Boulevard
Everett, Washington

Re: Environmental Sampling Summary
View Ridge Plaza
234 Olympic Boulevard
Everett, Washington

Dear Mr. Marlatt:

Stratum Group conducted soil and groundwater sampling at the View Ridge Plaza site on October 24, 2013. The purpose of the sampling event was to determine if the property has been negatively impacted by:

- 76 Station (adjacent contaminated gasoline station)
- Use of the site as a dry cleaner since ~1970

76 Station Evaluation

Three groundwater monitoring wells were sampled in the southeast corner of the View Ridge Plaza property, around the adjacent 76 Station. A map of the property along with the groundwater monitoring well locations is attached (Figures 1 and 2). The wells were labeled MW-A, B, and C for this sampling event.

All three groundwater wells were tested for gasoline, benzene, toluene, ethylbenzene, xylenes and MTBE to determine if the petroleum contamination on the 76 Station site had migrated onto the subject property. No petroleum contamination was detected in the three monitoring wells.

Based upon our groundwater sampling around the 76 Station, contamination from the 76 Station has not migrated onto the subject property. No contamination was identified and therefore no further testing or evaluation is recommended.

Dry Cleaner Use Evaluation

Five borings were completed through the asphalt pavement around the southwestern exterior of the View Ridge Plaza building. The Olympic Cleaners currently operates a dry cleaning facility in the southwest corner of the building and our historic research on the property indicates that portion of the building has been utilized as a dry cleaning facility since approximately 1970.

A map of the boring locations is attached. Figure 3 shows the boring locations with the soil sampling information and Figure 4 shows the boring locations with the groundwater sampling

results.

The borings were completed up to 20 feet deep or until water was encountered. A total of six soil samples were collected from the borings at depths between 4 and 20 feet from Borings 1, 2, 3, and 4. The soil consisted of primarily compact silt or clay. Each sample was analyzed for a suite of halogenated volatile organic compounds, which includes dry cleaning solvent and its break down products. No dry cleaning solvents were detected in any of the soil samples, except from Boring 2. The concentration of tetrachloroethylene identified at 9-foot depth in Boring 2 exceeds the state cleanup standard for unrestricted land use. A summary of the soil sample results are provided in Table 1, below.

Table 1
Soil Sample Results
View Ridge Plaza – Dry Cleaner Area

GW
0.67

Sample Number	Sample Location and Depth	Volatile Organic Compounds Detected* (µg/kg)		
		Cis-1,2-Dichloroethene	Tetrachloroethylene	Trichloroethene
B1-4	Boring 1 (4-feet)	ND(<10)	ND(<10)	ND(<10)
B2-9	Boring 2 (9-feet)	14	630	14
B2-20	Boring 2 (20-feet)	ND(<10)	22	ND(<10)
B3-5	Boring 3 (5-feet)	ND(<10)	ND(<10)	ND(<10)
B3-15	Boring 3 (15-feet)	ND(<10)	ND(<10)	ND(<10)
B4-7	Boring 4 (7-feet)	ND(<10)	ND(<10)	ND(<10)
MTCA Method A Cleanup Standards		<i>Not available</i>	50	30

*a suite of ~44 compounds were analyzed, but only contaminants listed above were detected; ND= contaminant not detected at level indicated; shaded box indicates sample result exceeds the state cleanup standard for unrestricted land use

Three water samples were collected from the borings. Perched groundwater was found in a sandy zone within the soil at approximately 9-foot depth in three of the borings. Water samples were collected from Borings 1, 4, and 5. No water was collected from Borings 2 or 3 because no water was encountered.

Vinyl chloride was the only volatile organic compound detected in the water samples. The concentrations of vinyl chloride were detected at levels that exceed the state cleanup standards for unrestricted land use in all three water samples. The sample results are summarized in Table 2, below.

Table 2
Water Sample Results
View Ridge Plaza – Dry Cleaner Area

Sample Number	Volatile Organic Compounds Detected* (µg/kg)
	Vinyl Chloride
B1-W	0.67
B4-W	0.98
B5-W	0.28
<i>MTCA Method A Cleanup Standards</i>	0.2

*a suite of ~44 compounds were analyzed, but only contaminants listed above were detected; shaded box indicates sample result exceeds the state cleanup standard for unrestricted land use

CONCLUSIONS

Our soil and groundwater investigation identified impacts from dry cleaning solvent to the soil and groundwater of the site. One soil sample and all three water samples exceed the most stringent cleanup standards. Based upon our sampling results, the site is considered contaminated.

Tetrachloroethylene (also known as perc) and trichloroethene (known as TCE), identified in the soil of Boring 2, are common solvents. Vinyl chloride, identified in the water samples, is a common breakdown product of dry cleaning solvent. The water was identified as being contaminated to the south and west of the View Plaza retail mall building.

I am in the process of completing a full sampling report that will include site photographs, laboratory report, boring logs, and sampling details along with options for how to manage and/or characterize the extent of the contamination.

If you have any questions, please do not hesitate to contact us at (360) 714-9409.

Sincerely,
Stratum Group



Kim Ninnemann, B.S., L.G.
 Licensed Geologist




Figure 1. Aerial photograph of Site and Vicinity.




Figure 2. Groundwater sample locations around 76 Station.




Figure 3. View Ridge Plaza boring locations and soil sample results.




Figure 4. View Ridge Plaza boring locations with water sample results.


**ENVIRONMENTAL SITE ASSESSMENT:
PHASE II SOIL AND GROUNDWATER INVESTIGATION**

**VIEW RIDGE PLAZA
220 OLYMPIC BOULEVARD
SNOHOMISH COUNTY PARCEL 00606200004102
EVERETT, WASHINGTON**

For:

Everett Masonic Corporation
234 Olympic Boulevard
Everett, Washington

By:



PO Box 2546
Bellingham, WA 98227
(360) 714-9409

February 28, 2014

Stratum Group

PO Box 2546, Bellingham, Washington 98227
Phone: (360) 714-9409

February 28, 2014

Patrick Marlatt
Everett Masonic Corporation
234 Olympic Boulevard
Everett, Washington

Re: Phase II Soil and Groundwater Sampling Investigation
Environmental Site Assessment: Phase II Soil and Groundwater Investigation
View Ridge Plaza
220 Olympic Boulevard
Snohomish County Parcel 00606200004102
Everett, Washington

Dear Mr. Marlatt:

We herein present the results of the soil and groundwater sampling investigation completed at the View Ridge Plaza site in Everett, Washington. This investigation was conducted to evaluate the property for potential contamination associated with the site's current and historic use as a dry cleaner and for potential impacts from an adjacent gasoline station. The sampling took place on October 24, 2013.

To evaluate the potential contamination from the site's use as a dry cleaner, five borings were completed around the southwestern exterior of the View Ridge Plaza building where dry cleaning operations have taken place since approximately 1970. One of the six soil samples collected had a detection of tetrachloroethylene (a solvent used in dry cleaning) above the Model Toxics Control Act (MTCA) Method A cleanup level, but not above the Method B cleanup level. The Method A cleanup level for tetrachloroethylene is set for the protection of drinking water.

Three perched groundwater samples were collected from the borings. All three water samples had detections of vinyl chloride (a break down product of dry cleaning solvent) at concentrations that exceed the state cleanup standard for groundwater. No other volatile organic compounds were detected in the soil or groundwater that exceeded state cleanup standards.

Groundwater samples were collected from three wells, located down gradient of the adjacent gasoline station. No petroleum hydrocarbons were detected in the samples. Based upon our sampling, the subject property has not been impacted by the adjacent 76 Station and no further investigation is warranted to evaluate this potential contamination source.

Based upon these findings, the soil and perched groundwater have been impacted by dry cleaning solvents. Further investigation would be required to determine the impacts to groundwater and


assess the impact beneath the building area and establish appropriate cleanup standards for the site.

Should you have any questions concerning this Environmental Site Assessment, please do not hesitate to contact us at (360) 714-9409.

Sincerely,
Stratum Group

Kim Ninnemann

Kim Ninnemann, B.Sc., L.G.
Licensed Geologist



Dan McShane

Dan McShane, M.Sc., L.E.G.
Licensed Engineering Geologist



TABLE OF CONTENTS

1.0 EXECUTIVE SUMMARY	1
2.0 SITE DESCRIPTION	2
2.1 SITE LOCATION	2
2.2 SITE AND VICINITY GENERAL CHARACTERISTICS	2
2.3 PHYSICAL CHARACTERISTICS OF SITE	2
2.3.1 <i>Site Geology and Soils</i>	2
2.3.2 <i>Site Hydrology</i>	3
3.0 ENVIRONMENTAL HISTORY	3
3.1 SITE HISTORY	3
4.0 SAMPLING INVESTIGATION METHODOLOGY	5
4.1 SOIL AND GROUNDWATER CLEANUP STANDARDS	5
4.1.1 <i>Soil Sampling Methodology</i>	6
4.1.2 <i>Groundwater Sampling Methods</i>	7
4.2 LABORATORY QUALITY ASSURANCE	7
5.0 GROUNDWATER INVESTIGATION AROUND ADJACENT 76 STATION.....	8
5.1 GROUNDWATER SAMPLE LOCATIONS	8
5.1.1 <i>Groundwater Sample Descriptions</i>	8
5.1.2 <i>Groundwater Sample Results</i>	8
5.2 GROUNDWATER SAMPLE RESULTS DISCUSSION.....	9
6.0 SOIL AND GROUNDWATER INVESTIGATION IN DRY CLEANER AREA.....	9
6.1 SOIL AND GROUNDWATER SAMPLE LOCATIONS.....	9
6.1.1 <i>Soil Sample Descriptions</i>	10
6.1.2 <i>Soil Sample Results</i>	11
6.1.3 <i>Groundwater Sample Descriptions</i>	11
6.1.4 <i>Groundwater Sample Results</i>	12
6.2 DRY CLEANING AREA SAMPLE RESULTS DISCUSSION	13
7.0 CONCLUSIONS	13
8.0 RECOMMENDATIONS	14

LIST OF TABLES

Table 1 - Historic Site Occupants

Table 2 - Soil and Groundwater Cleanup Standards

Table 3 – Groundwater Sample Results from Monitoring Wells near adjacent 76 Station

Table 4 – Soil Sample Results from Dry Cleaning Area

Table 5 – Groundwater Sample Results from Dry Cleaning Area

APPENDIX I

Figure 1 - Vicinity Map

Figure 2 - Aerial Photograph of Site and Vicinity

Figure 3 – Sample Location Map

Figure 4 – Groundwater Monitoring Well Locations and Sampling Data

Figure 5 – Soil Sample Results from Dry Cleaning Area

Figure 6 – Groundwater Sample Results from Dry Cleaning Area

Figures 7 through 14 - Site Photographs

APPENDIX II

Historic Aerial Photographs (1947, 1955, 1965, 1974, 1984, 1995, 2002)

Utility Map for Property

Laboratory Reports for Soil & Groundwater Data

Boring Logs

1.0 EXECUTIVE SUMMARY

This Phase II Soil and Groundwater Investigation Report presents the results of soil and groundwater sampling from five push probe borings and three monitoring wells at View Ridge Plaza located at 220 Olympic Boulevard in Everett, Washington.

Our initial evaluation of the subject property identified two potential sources of contamination at the subject property that warranted further investigation:

- The adjacent 76 Station, a known contaminated leaking underground storage tank site located up gradient of the subject property
- Use of the subject property as a dry cleaner since approximately 1970

Groundwater samples were collected from three monitoring wells in the southeast corner of the View Ridge Plaza property, located down gradient of the adjacent 76 gasoline station. No petroleum hydrocarbons were detected in the three samples. Based upon our sampling, the 76 Station has not negatively impacted the subject property and no further investigation is warranted to evaluate this potential contamination source.

Our historic review indicates that the subject property has been commercially developed since 1959. Polk City Directories of Everett indicate that dry cleaning operations began at the site between 1967 and 1970.

To evaluate for potential contamination associated with the long term use of a dry cleaner on the site, five borings were completed around the southwestern portion of the View Ridge Plaza building. A total of six soil samples were collected from four of the boring locations. Dry cleaning solvents were detected in two of the samples collected from Boring 2. One sample, collected from a depth of 9 feet had a detection of tetrachloroethylene at 630 $\mu\text{g}/\text{kg}$, which exceeds the Model Toxic Control Act (MTCA) Method A cleanup standard of 50 $\mu\text{g}/\text{kg}$, but did not exceed the Method B cleanup standard for soil of 480,000 $\mu\text{g}/\text{kg}$. The Method A standard is for the protection of drinking water and hence is significantly more conservative than the Method B standard which does account for the potential drinking water impacts. A sample from a depth of 20 feet from the same boring had a detection of dry cleaning solvent, but below the Method A cleanup standard. Groundwater was encountered in three of the borings at a depth of approximately 9 feet. Vinyl chloride, a breakdown product of tetrachloroethylene, was the only contaminant detected in the water samples. The concentrations of vinyl chloride were detected between 0.28 and 0.98 $\mu\text{g}/\text{L}$, which exceed the Method A state cleanup standard for groundwater of 0.2 $\mu\text{g}/\text{L}$.

Based upon the sampling results from this investigation, the soil and perched groundwater have been impacted by the by dry cleaning associated solvents at levels that exceed cleanup standards. To comply with state law, we recommend that the contamination on the site be reported to Department of Ecology. Reporting of the site to Department of Ecology would place the site on the Confirmed and Suspected Contaminated Sites list.

2.0 SITE DESCRIPTION

2.1 Site Location

The subject property is located at 220 Olympic Boulevard within the city limits of Everett, Washington. The site is comprised of one irregularly shaped tax parcel that is bound by a 76 gasoline station and Olympic Boulevard to the east, West Mukilteo Boulevard to the south, and Elm Street to the west. The site is located within the northeast quarter of Section 36 Township 29 North, Range 4 East of the Willamette Meridian. The location of the subject property is presented in Figure 1 in Appendix I.

2.2 Site and Vicinity General Characteristics

The property is 1.89 acres in size and is developed with a multi-tenant retail building, an espresso stand, and a building utilized as a produce stand. The retail building is currently utilized by the Masonic Corporation meeting rooms and offices, the Head Start commercial kitchen, an insurance office, a beauty shop, and the Olympic Dry Cleaners. The remainder of the site is paved with asphalt and is utilized for parking and/or access.

Land use in the vicinity of the properties is a mix of commercial properties, single family residential and multi-family residential properties.

The site is located on northwest sloping topography that slopes towards Pigeon Creek.

An aerial photograph of the sites and vicinity is provided in Figure 2 of Appendix I.

2.3 Physical Characteristics of Site

2.3.1 Site Geology and Soils

The following descriptions of the surficial deposits in the vicinity of the subject property were interpreted from the *Geologic Map of the Everett 7.5 Minute Quadrangle, Snohomish County, Washington* (Minard, 1985). Minard (1985) maps the property as primarily being covered by glacial till. The glacial till was deposited directly by glaciers during the Vashon stade of the Fraser Glaciation, the last glacial period approximately 14,000 to 16,000 years ago. The deposit consists of non-sorted and non-stratified clay, silt, sand, and gravel with some boulders. The till is generally very compact due to the overriding glaciers. Advanced glacial outwash is mapped along the southern boundary of the site and beneath West Mukilteo Boulevard. The material consists of unconsolidated sand with pebbles and cobbles that were deposited as the glaciers were moving southward into the region.

The *Soil Survey of Snohomish County* (USDA, online version 2013), describes the soils on the property as Alderwood – Urban Land complex with 2 to 8 percent slopes. The Soil Survey indicates that the Alderwood soil forms on till plains within basal till materials. The soil is

somewhat moderately well drained with a very low to moderately low ability to transmit water. The Alderwood soil profile consists of gravelly or very gravelly ashy sandy loam soil for the top 35 inches, which is underlain by gravelly sandy loam to depths of at least 60 inches. Urban land is mapped on the soil survey where the soil identification is obscured by roads, parking lots, and buildings.

Our observations indicate that the site is underlain by approximately 2 to 3 feet of sandy gravel fill material that is underlain by compact silt or clay to depths of 20 feet. Some of the borings had sandy silt or silty sand layers above the compact the clay. Thin layers of sand were present in some of the borings at 6 to 9 feet depths. The subsurface soils are described in the borings logs provided in Appendix II.

2.3.2 Site Hydrology

Groundwater was encountered in three of the five borings near the west-central portion of the property at depths of 6 to 9 feet. No water was encountered in the other two borings at the site. Based upon the lack of water in two of the borings to depths of 20 feet and the limited amount of water produced from the water bearing layers where water was encountered, the water encountered is likely isolated perched groundwater and not reflective of the overall groundwater in the vicinity of the dry cleaning area which we postulate is considerably deeper.

The depth to water in the three monitoring wells in the southeastern portion of the property varied between approximately 4.5 and 10 feet below the ground surface. No surveys were available to calculate the groundwater flow direction during this study.

Shallow groundwater flow typically follows the local topography. Based upon the local topography, shallow groundwater likely flows to the north-northwest through the subject property; however, groundwater flow may be westward along the southern property boundary.

3.0 ENVIRONMENTAL HISTORY

No other environmental reports were available for review regarding the soil or groundwater quality for the subject property. Documents associated with the adjacent 76 gasoline station are likely available through Department of Ecology; however, these files were not reviewed for this report.

3.1 Site History

A historic review was conducted on the subject property and adjacent properties to evaluate their previous uses. Historic aerial photographs and Polk City Directories were used to evaluate the site historic uses of the sites. Copies of the historic aerial photographs of the sites from 1947, 1955, 1965, 1974, 1984, 1995 and 2002 are provided in Appendix II.

The site was partially forested and partially cleared and dirt covered in 1947. The site was cleared of vegetation by 1955 in preparation for development. A commercial building was developed in the northwestern portion of the site in 1959. The remainder of the property was utilized for parking

by 1965. Two additional buildings were constructed on the southern end of the site, as an espresso stand and a produce stand, by 2002.

Polk City Directories of Bellingham were used to identify the business occupants of the subject property. Our historic review indicates that the site has utilized numerous addresses due to its use by numerous businesses. The site's addresses have included 216, 220, 230, 232, and 234 Olympic Boulevard as well as 311, 313, 315, 317, and 319 Mukilteo Boulevard in Everett, Washington. A description of site occupants, based upon our review of Polk City Directories is presented below; however the list of businesses is not complete.

TABLE 1
Historic Site Occupants

Year	Business Occupants	Address	Business Type
1957	No listings		
1960	No listings		
1961	View Ridge Thriftway	220 Olympic Blvd	Grocery store
1966	Haggens	220 Olympic Blvd	Grocery store
	View Ridge Thriftway	220 Olympic Blvd	Grocery store
1970	View Ridge Styling Salon	311 Mukilteo Blvd	Hair salon
	View Ridge Barber	313 Mukilteo Blvd	Barber shop
	Lane's Real Estate Co.	315 Mukilteo Blvd	Office
	Jiffy Cleaners	317 Mukilteo Blvd	Dry cleaners
1972	View Ridge Plaza	216 Olympic Blvd	Retail mall
	Haggen Food Center	220 Olympic Blvd	Grocery store
1975	Irma Cleaners	217 Mukilteo Blvd	Dry cleaners
1979	View Ridge Plaza Shopping Center	216 Olympic Blvd.	Retail mall
	View Ridge Plaza Gift Shop	216 Olympic Blvd.	Retail sales
	Tuperware Home Parties	220 Olympic Blvd	Meeting room/office
	Campfire Girls Council	230 Olympic Blvd	Meeting room/office
1984/85	View Ridge Plaza Shopping Center	216 Olympic Blvd.	Retail mall
	Cascade Home Parties	220 Olympic Blvd	Meeting room/office
	Campfire Girls Council	230 Olympic Blvd	Meeting room/office
	Vacant	232 Olympic Blvd	
	Snohomish Co. Family Counseling	234 Olympic Blvd	Office
	Irma Cleaners	317 Mukilteo Blvd	Dry cleaner

TABLE 1 Continued
Historic Site Occupants

Year	Business Occupants	Address	Business Type
1988	View Ridge Plaza Shopping Center	216 Olympic Blvd.	Retail mall
	Carousel Party Sales	220 Olympic Blvd	Meeting room/office
	Campfire Girls Council	230 Olympic Blvd	Meeting room/office
	View Ridge Video	232 Olympic Blvd	Video sales/rental
	Central Christian Church	234 Olympic Blvd	Office
	Irma Cleaners	317 Mukilteo Blvd	Dry cleaner
1998	Crossroads Pharmacy	216 Olympic Blvd.	Drug store
	Barcott Video Adventures	218 Olympic Blvd	Video rental/sales
	Tupperware Sales	220 Olympic Blvd	Retail sales/meeting room
	A& R Distributing – Household Appliance Center	230 Olympic Blvd	Appliance warehouse
	Beauty shop	311 Mukilteo Blvd	Beauty salon
	Cutters on Boulevard	313 Mukilteo Blvd	Barber shop
2004	Puget Sound	218 Olympic Blvd	unclear
	Masonic Center	234 Olympic Blvd	Meeting rooms
	Cutters on Boulevard	313 Mukilteo Blvd	Barber shop
	Irma Cleaners	317 Mukilteo Blvd	Dry cleaner
	Espresso Milano	319 Mukilteo Blvd	Espresso stand

Based on our historic review, a dry cleaner has operated at 317 Mukilteo Boulevard in the southwestern corner of the retail building since at least 1970. The site has been known as Jiffy Cleaners, Irma Cleaners and Olympic Dry Cleaners. No other businesses were identified that are suspected to be a potential contamination source.

4.0 SAMPLING INVESTIGATION METHODOLOGY

Soil and groundwater samples were collected from the site on October 24, 2013. ESN Northwest of Olympia, Washington used a truck mounted direct-push sampler to conduct the borings. Applied Professional Services conducted a private locate to identify underground water and electric line locations on the sites prior to drilling activity. Soil and groundwater samples were collected from the boring locations and three groundwater monitoring wells.

4.1 Soil and Groundwater Cleanup Standards

All soil and groundwater samples collected from the subject properties were compared to state cleanup standards to determine the risk posed to human health and/or the environment. The Washington Model Toxics Control Act Method A soil cleanup levels for unrestricted land use (WAC 173-340) provides a table of cleanup levels for a select group of common contaminants.

Method A standards for tetrachloroethylene and trichloroethene (solvents that may be associated with dry cleaning) are established to be protective of drinking water. The Method B cleanup level for these same solvents only considers soil exposure risk and is not as restrictive.

Soil and groundwater samples from the former dry cleaner area at 220 Olympic Boulevard were analyzed for halogenated volatile organics as suite of 44 volatile organic compounds.

The cleanup standards for soil and groundwater, along with the method used by the laboratory to evaluate each contaminant, are presented in Table 2, below. Please note that only the volatile organic compounds that were detected in the samples are listed in the table below.

TABLE 2.
 Soil and Groundwater Cleanup Standards

Analytes		Laboratory Analysis Method	Soil Cleanup Method A (mg/kg)	Soil Cleanup Method B (mg/kg)	Groundwater Cleanup Standards (µg/L)
Petroleum	Gasoline	NWTPH-GX	Not tested		1,000
	Benzene	EPA 8021	Not tested		5
	Toluene		Not tested		1,000
	Ethylbenzene		Not tested		700
	Xylenes		Not tested		1,000
	MTBE		Not tested		20
Volatile Organics	Cis-1,2-Dichloroethene	EPA 8260	--	--	--
	Trichloroethene		0.3	12	5
	Tetrachloroethylene		0.05	480	5/21
	Vinyl Chloride		--	0.67	0.2

The cleanup standard for vinyl chloride in soil is based upon a calculation using EPA's reassessment of vinyl chloride toxicity.

4.1.1 Soil Sampling Methodology

Soil samples were collected via direct-push drilling techniques. The soil was continuously recovered in five-foot long, single-use plastic tubes. The soil within the sampling tubes was field screened for odor, hydrocarbon sheen, and soil discoloration at each sample location. The soil samples collected for analyses were collected using a stainless steel spoon that was cleaned with Alconox and triple rinsed between each use.

Samples collected for analyses where field screening indicated the potential presence of contamination. If no contamination was indicated through field screening, the sample was collected where contamination would be most likely, i.e. near interface of soil changes, near changes of soil wetness, or in shallow soils where dry cleaning solvent may have been dumped or spilled.

Soil samples were placed into labeled, laboratory supplied containers. One four-ounce glass jar with a Teflon lined lid was filled from each sample location. In addition, 10 grams of soil were placed into three 40 mL VOA containers. One VOA contained a pre-weighed amount of

methanol preservative and two containers had stir bars. The soil was measured using a single-use syringe tube sampler. One to two soil samples were collected from four of the borings. Samples were placed into an ice-chilled cooler immediately after sampling. The samples were delivered to ALS Laboratory Group in Everett, Washington by Stratum Group on October 24, 2013.

Soils recovered from the borings were placed in 16-gallon metal drums for temporary storage until sample results return and proper disposal can be determined.

4.1.2 Groundwater Sampling Methods

Following collection of the soil samples, a slotted stainless steel or PVC pipe was temporarily set in the bore hole to allow groundwater to be collected. The screen on the pipe was four feet long. Disposal plastic tubing was placed in the boring and water was purged until clear, if possible, using a low flow peristaltic water pump.

Water samples were placed into labeled, laboratory supplied containers. Water was collected into two 40 mL VOAs with hydrochloric acid preservative.

Samples were immediately placed into an ice-chilled cooler for storage. The samples were delivered to ALS Laboratory Group in Everett, Washington by Stratum Group on October 24, 2013.

Purged groundwater and equipment wash were placed in 16-gallon metal drums for temporary storage until sample results return and proper disposal can be determined.

4.2 Laboratory Quality Assurance

ALS Laboratory of Everett, Washington was responsible for completion of the analytical assessment of the soil and groundwater samples. The laboratory is accredited with the Department of Ecology (accreditation number C601). The laboratory reporting limits were all below the cleanup standards, which indicates that the non-detect results all below the cleanup standards.

The following quality assurance procedures were completed by the laboratory: surrogate recovery, method blank, and laboratory blank and blank spike duplicates. The recovery values for all the quality assurance procedures were within the appropriate recovery ranges for all the samples. The soil and groundwater samples were within the appropriate recovery ranges and no abnormalities or non-conformances were observed during the analyses, except for surrogate recoveries from Sample B3-5 and B3-13, which were outside of the control limits due to matrix effects.

The laboratory quality control meets our evaluation and does not affect our ability to interpret the sample results for this report.

5.0 Groundwater Investigation around Adjacent 76 Station

5.1 Groundwater Sample Locations

Groundwater samples were collected from three permanent monitoring wells, located in the southeastern portion of the subject property. The monitoring wells were installed on the subject property as part of the site characterization completed for the 76 Station, to identify potential off-site contaminant migration. No previous environmental reports were available for review at the time of our assessment so groundwater samples were collected from the monitoring wells. The wells were named MW-A, MW-B, and MW-C for this report. The general location description and latitude-longitude (Google Earth) of each monitoring well is described below:

MW-A: Along north-central property boundary of 76 Station, north of 76 Station underground tanks
(47°57'26.10"N, 122°13'55.10"W)

MW-B: West of northwest corner of 76 Station, west of underground tanks
(47°57'25.96"N, 122°13'56.74"W)

MW-C: West of southwestern portion of 76 Station, west of fuel pump islands
(47°57'25.27"N, 122°13'56.76"W)

The locations of the monitoring wells are presented in Figure 3.

5.1.1 Groundwater Sample Descriptions

One groundwater sample was collected from each of the monitoring wells.

Approximately two gallons of water was purged from each well prior to sampling. The purge water was clear. Dedicated tubing was located in each well, in association with sampling by consultants for the 76 Station; however, disposable tubing was used for our testing. The depth to groundwater was 4.53 feet in MW-A, 8.65 feet in MW-B, and 10.35 feet in MW-C. The purge water from each sample location was field tested for odors and hydrocarbon sheens. No hydrocarbon sheen or odors were detected on any of the collected purge water.

5.1.2 Groundwater Sample Results

Samples were analyzed by ALS Laboratory Group in Everett, Washington for gasoline, benzene, toluene, ethylbenzene, xylenes (BTEX), and MTBE. A complete analytical laboratory report and chain-of-custody are presented in Appendix II.

The groundwater sample results are presented in Figure 4. A summary of the sample results are presented in Table 3.

TABLE 3

Groundwater Sample Results
View Ridge Plaza - Near Adjacent Gasoline Station

Sample ID	Concentration of Contaminants in µg/L					
	Gasoline	Benzene	Toluene	Ethylbenzene	Xylenes	MTBE
MW-A	ND<50	ND<1.0	ND<1.0	ND<1.0	ND<3.0	ND<3.0
MW-B	ND<50	ND<1.0	ND<1.0	ND<1.0	ND<3.0	ND<3.0
MW-C	ND<50	ND<1.0	ND<1.0	ND<1.0	ND<3.0	ND<3.0
<i>MTCA Method A Groundwater Cleanup Standard (µg/L)</i>	<i>800/1,000</i>	<i>5</i>	<i>1,000</i>	<i>700</i>	<i>1,000</i>	<i>20</i>

*gasoline cleanup standard is 800 µg/L if benzene is present and 1,000 µg/L if benzene is not present; ND = analyte not detected at levels indicated

5.2 Groundwater Sample Results Discussion

All groundwater samples from the north and west sides of the 76 Station were non-detect for all analytes. Based upon the lack of petroleum identified in the groundwater samples, in down gradient locations from the 76 Station underground storage tanks and fuel pump islands, it is our opinion that the 76 Station has not negatively impacted the subject property.

6.0 Soil and Groundwater Investigation in Dry Cleaner Area

6.1 Soil and Groundwater Sample Locations

Five borings were located around the southwestern corner of the retail mall building on the subject property to evaluate the potential impacts from the long term use of the southwestern unit of the building as a dry cleaner. The locations of the borings were impacted by the presence of significant underground utilities along the west side of the building including a sewer main, former water line, and drain lines as well as overhead electric lines. The locations of the borings are presented in Figure 3.

Borings were completed in the following locations:

Boring 1: 22' west of the southwest corner of the retail mall building
(47°57'26.75"N, 122°13'58.76"W)

Boring 2: 10' west of the retail mall building and southwest of the back door of the dry cleaning facility (47°57'27.01"N, 122°13'58.59"W)

Boring 3: 73' north and 20' west of the SW corner of retail mall building

(47°57'27.33"N, 122°13'58.74"W)

Boring 4: 20' south of the SW corner of the retail mall building
(47°57'26.40"N, 122°13'58.42"W)

Boring 5: 61' north and 25' west of the SW corner of the retail mall building
(47°57'27.20"N, 122°13'58.81"W)

6.1.1 Soil Sample Descriptions

Soil samples were collected from four of the five direct push borings: Borings 1 through 4. Boring 5 was completed in an attempt to collect one additional groundwater sample. All borings were completed on October 24, 2013. The locations of the borings are indicated on Figure 3. Boring logs for each boring location are provided in Appendix II. A total of six soil samples were collected and submitted to the laboratory.

Boring 1 was located to the west of the southwestern corner of the retail mall building, in a potentially down gradient position from the dry cleaning activities. Boring 1 was completed to a depth of 15 feet. A sample was collected from 4 feet depth (Sample B1-4) and 7 feet depth (Sample B1-7). Sample B1-4 was chosen for analysis due to an unknown organic-type odor in the soil. The soil consisted of grey-brown damp silt with minor sand and some wood. Sample B1-7 was collected at the top of a dense clay layer and consisted of grey, moist to wet well sorted sand. No odor was detected in soils around Sample B1-7. Groundwater was encountered at approximately 7 feet.

Boring 2 was located southwest of the back door to the dry cleaning operation, west of the building. Boring 2 was completed to a depth of 20 feet. A sample was collected from 9 feet depth (Sample B2-9) and 20 feet depth (Sample B2-20). Sample B2-9 consisted of tan wet fine sand with silt. The sample was collected within a 4" layer of sand that was located between dense compact silt and clay. Sample B2-20 was collected within very dense, dry grey clay. Water was present within 4" of sand at approximately 9' depth, but we were unable to draw enough water to sample, so boring was continued to depth of 20'. No obvious indicators of contamination were observed during field testing and observations. Attempts were made to collect water, but wet soils were too muddy to be purged or sampled.

Boring 3 was located along the northwest of the dry cleaning operations. Boring 3 was completed to 20 feet depth, where drill rig hit refusal. Soil samples were collected from 5' (Sample B3-5) and 13' depth (Sample B3-13). Sample B3-5 consisted of dark grey moist silty sand with a slight organic odor. Sample B3-13 consisted of damp tan-grey silt located just beneath a 4" layer of wet grey sand. No obvious indicators of contamination were observed during field tests. No groundwater was encountered.

Boring 4 was located south of the southwest corner of the retail mall building. A soil sample was collected for analyses at a depth of 7' (Sample B4-7). Sample B4-7 was collected within moist to wet soft grey clay with minor sand. No obvious indicators of contamination were observed

during field tests. Groundwater was encountered at 9 feet depth. Boring was completed to a depth of 10 feet.

Boring 5 was completed west of the back door to the dry cleaning facility. The purpose of the boring was to collect a water sample. No soil samples were collected. Groundwater was encountered at 9 feet depth. Boring was completed to a depth of 10 feet.

6.1.2 Soil Sample Results

A total of six soil samples were analyzed by ALS Laboratory Group in Everett, Washington for halogenated volatile organics, which includes dry cleaning solvents and their breakdown products. A complete analytical laboratory report and chain-of-custody are presented in Appendix II.

The soil sample results are presented in Figure 5. A summary of the sample results are presented in Table 4.

TABLE 4
 Soil Sample Results
 View Ridge Plaza – Dry Cleaner Area

Sample Number	Sample Location and Depth	Volatile Organic Compounds Detected* (mg /kg)		
		Cis-1,2-Dichloroethene	Tetrachloroethylene	Trichloroethene
B1-4	Boring 1 (4-feet)	ND(<0.010)	ND(<0.010)	ND(<0.010)
B2-9	Boring 2 (9-feet)	0.014	0.630	0.014
B2-20	Boring 2 (20-feet)	ND(<0.010)	0.022	ND(<0.010)
B3-5	Boring 3 (5-feet)	ND(<0.010)	ND(<0.010)	ND(<0.010)
B3-15	Boring 3 (15-feet)	ND(<0.010)	ND(<0.010)	ND(<0.010)
B4-7	Boring 4 (7-feet)	ND(<0.010)	ND(<0.010)	ND(<0.010)
MTCA Method A Cleanup Standards		Not available	0.05	0.03
MTCA Method B Cleanup Standards		Not available	480	12

*a suite of ~44 compounds were analyzed, but only contaminants listed above were detected; ND= contaminant not detected at level indicated; shaded box indicates sample result exceeds the state cleanup standard for unrestricted land use

6.1.3 Groundwater Sample Descriptions

One groundwater sample was collected from borings where water was encountered. Three groundwater samples were collected from the borings. Samples were collected from Boring 1, 4, and 5.

Water was encountered in Boring 1 between 6 and 7 feet. The boring was screened between 4 and 9 feet depth. Purge water was turbid with greenish grey fines. Sample B1-W had a slight grey color due to fine sand in the sample.

Water was encountered in Boring 4 at a depth of 9 feet. The water bearing layer had a very low recharge and so very little water was purged prior to sampling. Sample B4-W contained fine sand due to turbidity.

Water was encountered in Boring 5 at a depth of 9 feet. The water bearing layer was very turbid initially, but cleared up quickly. The water bearing layer ran dry during if purged too quickly. Sample B5-W had a low turbidity.

No obvious indicators of contamination were identified during the groundwater sampling, based upon field indicators.

Wet sandy layers were identified in Borings 2 and 3, but not enough water was present in the layers to purge or sample.

6.1.4 Groundwater Sample Results

Three groundwater samples were analyzed by ALS Laboratory Group in Everett, Washington for halogenated volatile organic compounds. A complete analytical laboratory report and chain-of-custody are presented in Appendix II.

The groundwater sample results are presented in Figure 6. A summary of the sample results are presented in Table 5. Only the contaminants identified in the samples are presented in Table 5.

TABLE 5
 Water Sample Results
 View Ridge Plaza – Dry Cleaner Area

Sample Number	Volatile Organic Compounds Detected* (µg/L)
	Vinyl Chloride
B1-W	0.67
B4-W	0.98
B5-W	0.28
<i>MTCA Method A Cleanup Standards</i>	0.2

*a suite of ~44 compounds were analyzed, but only contaminants listed above were detected; shaded box indicates sample result exceeds the state cleanup standard for unrestricted land use

6.2 Dry Cleaning Area Sample Results Discussion

All soil samples analyzed from the dry cleaning area were non-detect or had detections below the state cleanup standards for unrestricted land use, except for Sample B2-9. Boring B-2 was located southwest of the back door of the dry cleaner and west of the dry cleaning equipment in the building. Sample B2-9 was collected at a depth of 9 feet. The sample had a detection of tetrachloroethylene at 0.663 mg/kg, which exceeds the Method A cleanup standard of 0.05 mg/kg, but does not exceed the Method B cleanup standard of 480 mg/kg. A sample collected from 20 feet depth in the same boring had a detection of tetrachloroethylene at 0.022 mg/kg, which is below Method A cleanup standard. Based upon the non-detect samples collected from Borings 1, 3 and 4, the extent of soil contamination around the exterior of the building seems to be limited.

Water samples from Borings 1, 4 and 5 had detections of vinyl chloride that exceed the groundwater cleanup standard. The concentrations of vinyl chloride ranged from 0.28 to 0.96 µg/L, which exceeds the cleanup standard of 0.2 µg/L.

7.0 CONCLUSIONS

Soil and groundwater sampling was completed at the View Ridge Plaza to evaluate for potential contamination from a adjacent contaminated gasoline station and the site's use as a dry cleaner since approximately 1970.

No petroleum contamination was identified in the groundwater of the site in three monitoring wells located down gradient of the adjacent 76 gasoline station. Based upon these results, it is our opinion that the 76 Station has not negatively impacted the subject property.

To evaluate the potential impacts from the dry cleaning operations, five borings were completed

around the southwest corner of the View Ridge Plaza retail building. A total of six soil samples and three water samples were and were analyzed for halogenated volatile organic compounds, which include both dry cleaning solvents and their breakdown products. One soil sample had a detection for tetrachloroethylene, a dry cleaning solvent, at a concentration that exceeds the Method A cleanup standard but meets the Method B cleanup standard. The Method A standard has been established for the protection of drinking water. All three water samples exceeded the state cleanup standards for vinyl chloride, a break down product of dry cleaning solvent.

Based upon our sampling, a limited area of soil and groundwater has been impacted by dry cleaning solvent such that cleanup standards for unrestricted land use are exceeded and therefore the site is considered contaminated. The concentrations of contaminants indicate an old limited release of dry cleaning solvents at the site; however, no specific source of contamination was identified.

8.0 RECOMMENDATIONS

The MTCA cleanup regulation (WAC 173-340-300) requires that any owner or operator that has knowledge that a hazardous substance has been released to the environment at their facility and where the release may be a threat to human health or the environment, report the release to Ecology within ninety days of discovery. Reporting of these properties to Department of Ecology would place the properties on the Confirmed and Suspected Contaminated Sites List. The determination of whether the release may be a threat or potential threat to human health or the environment is based upon professional judgment. It is our opinion that the identified solvents in soil and isolated perched groundwater at the site do not currently pose a risk to human health or the environment. However, future excavations at the site could cause soil and groundwater contacts that could pose a risk to human health or the environment.

Being listed as a contaminated site does not require cleanup, but would serve as notice that contaminated soils or groundwater are present. Removal of the sites from the contaminated sites list typically requires documentation of the cleanup activity with confirmation sampling to be reviewed by Department of Ecology, typically through the Voluntary Cleanup Program.

Our investigation compared the sample results to the strictest cleanup standards as an initial evaluation tool. We recommend that further evaluation be conducted at the site to determine the extent of contamination and to identify if less stringent cleanup standards could be used for the site.

We recommend that the further investigation include an evaluation of the location and depths of drinking water wells in the vicinity (if any), collection of samples from deeper, non-perched continuous groundwater, and sampling to determine if contamination is present beneath the building or under adjacent properties to the west. Additional information would be used to develop a cleanup and/or monitoring plan.

APPENDIX I

Figure 1 - Vicinity Map

Figure 2 - Aerial Photograph of Site and Vicinity

Figure 3 – Sample Location Map

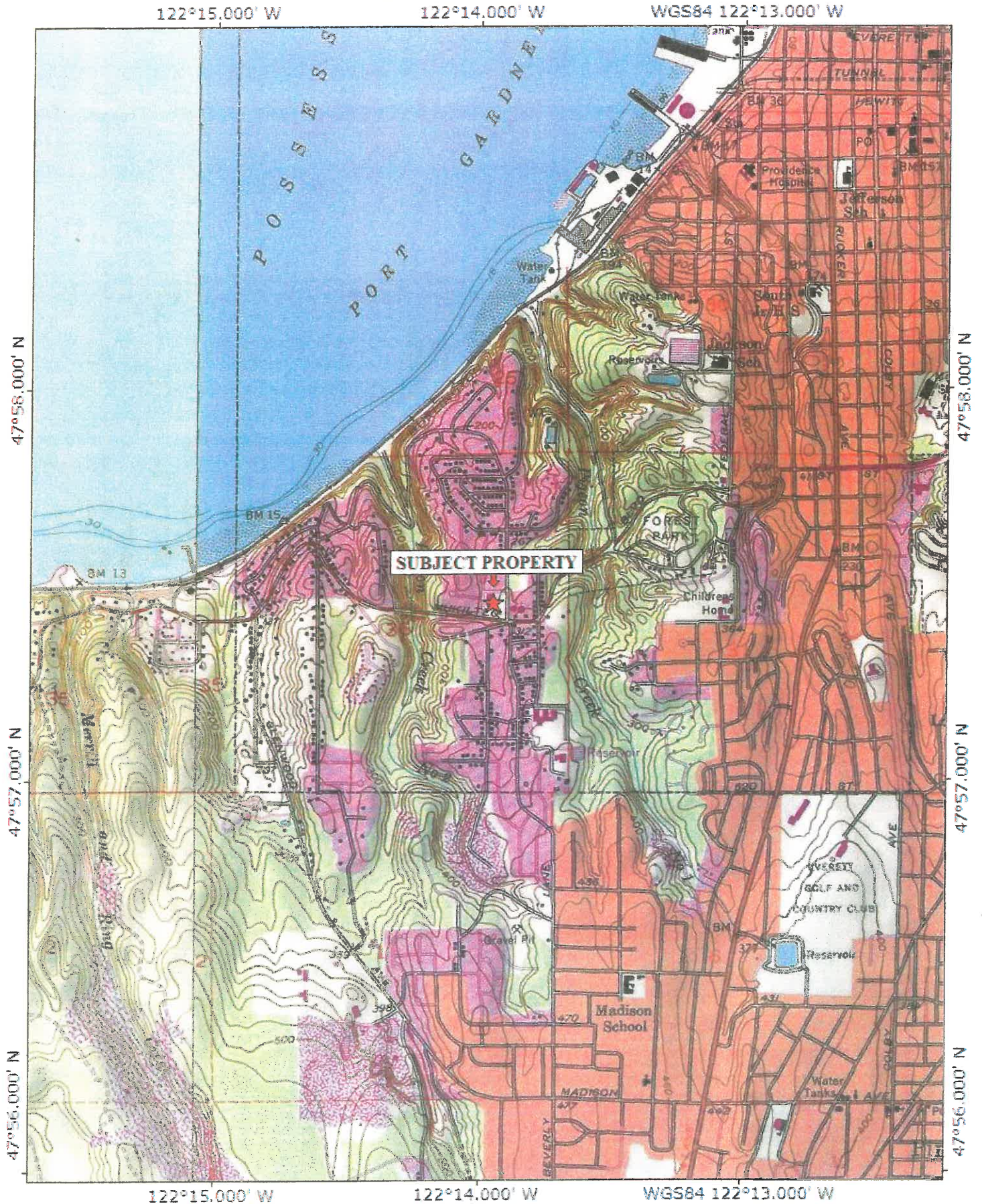
Figure 4 – Groundwater Monitoring Well Locations and Sampling Data

Figure 5 – Soil Sample Results from Dry Cleaning Area

Figure 6 – Groundwater Sample Results from Dry Cleaning Area

Figures 7 through 14 - Site Photographs

Figure 1 - Site Vicinity Map



TN* / MN
17°





Figure 2. Aerial photograph of Site and Vicinity.

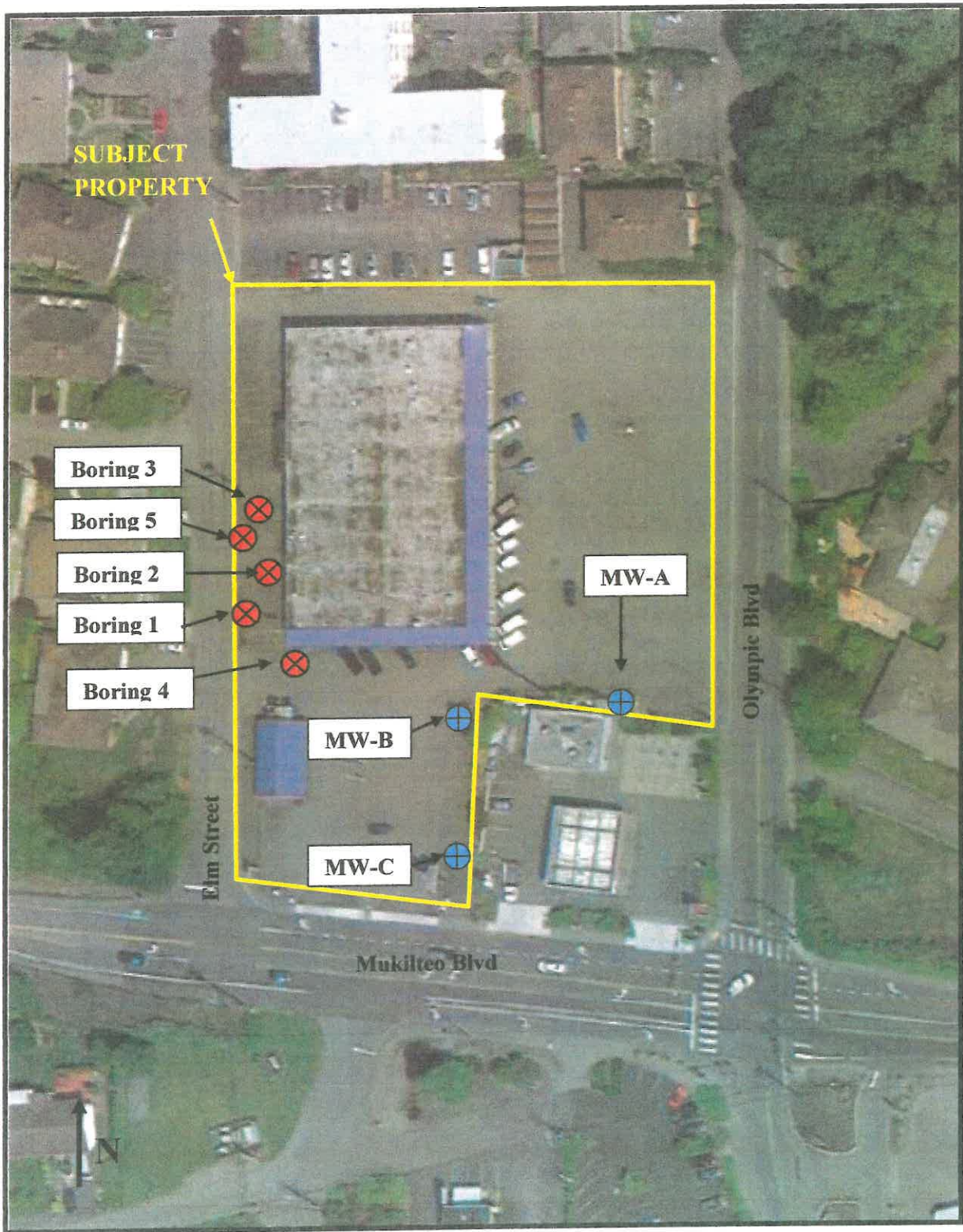


Figure 3. Location of samples collected from the View Ridge Plaza Property, including the five boring locations and the three groundwater monitoring well locations.

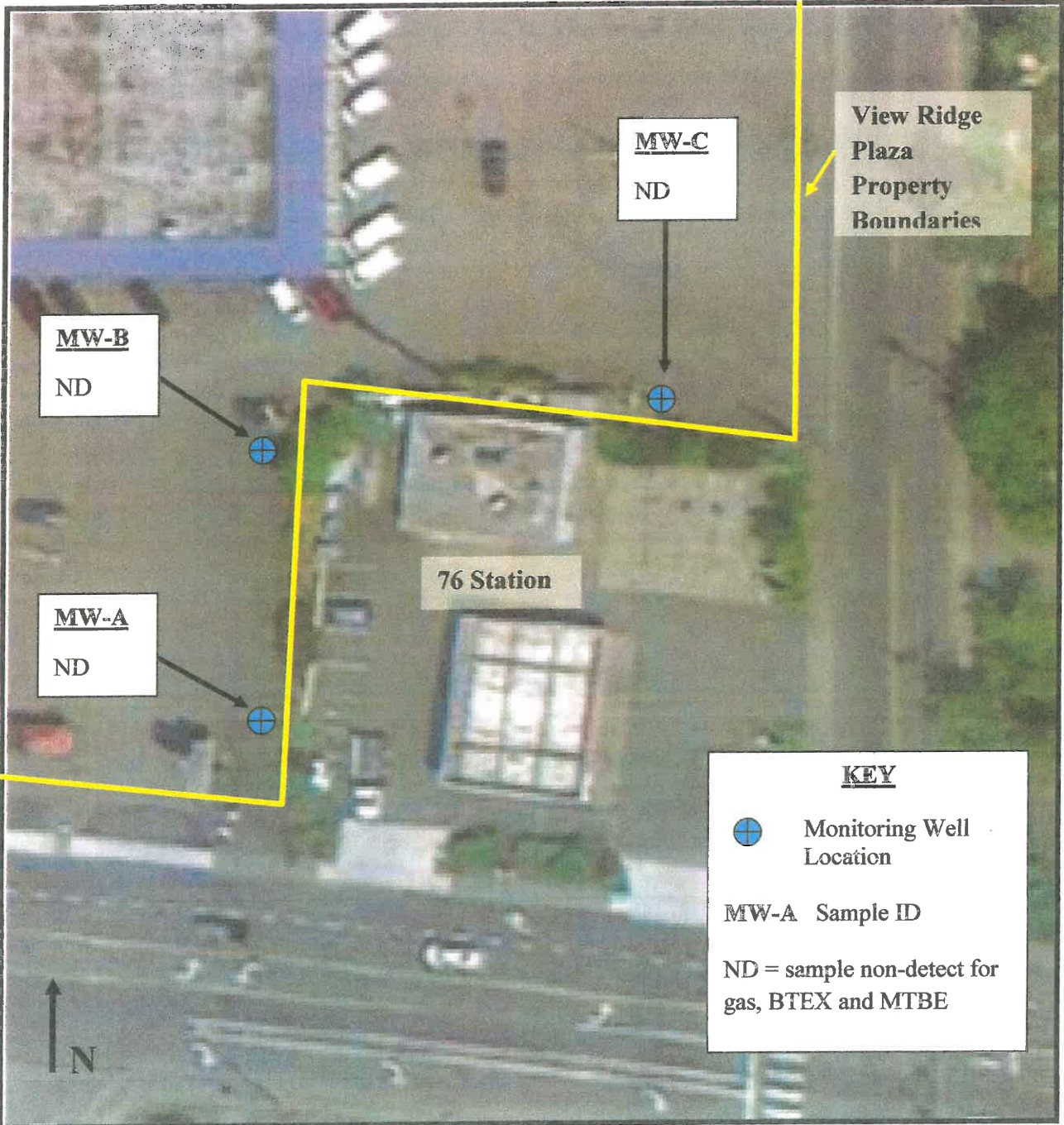


Figure 4. Groundwater well and sample locations around 76 Station in the southeast corner of the View Ridge Plaza property.

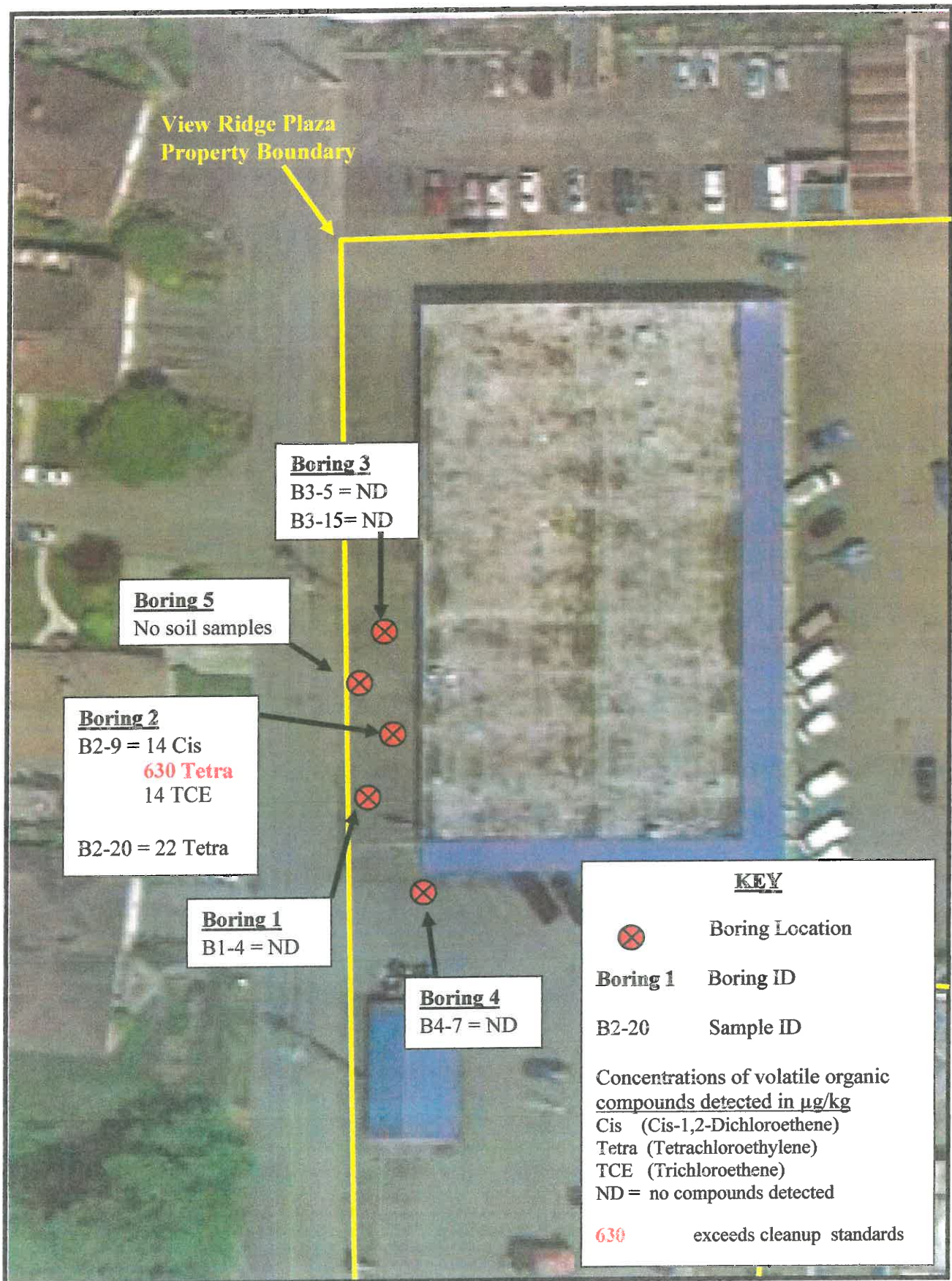


Figure 5. View Ridge Plaza boring locations and soil sample results.

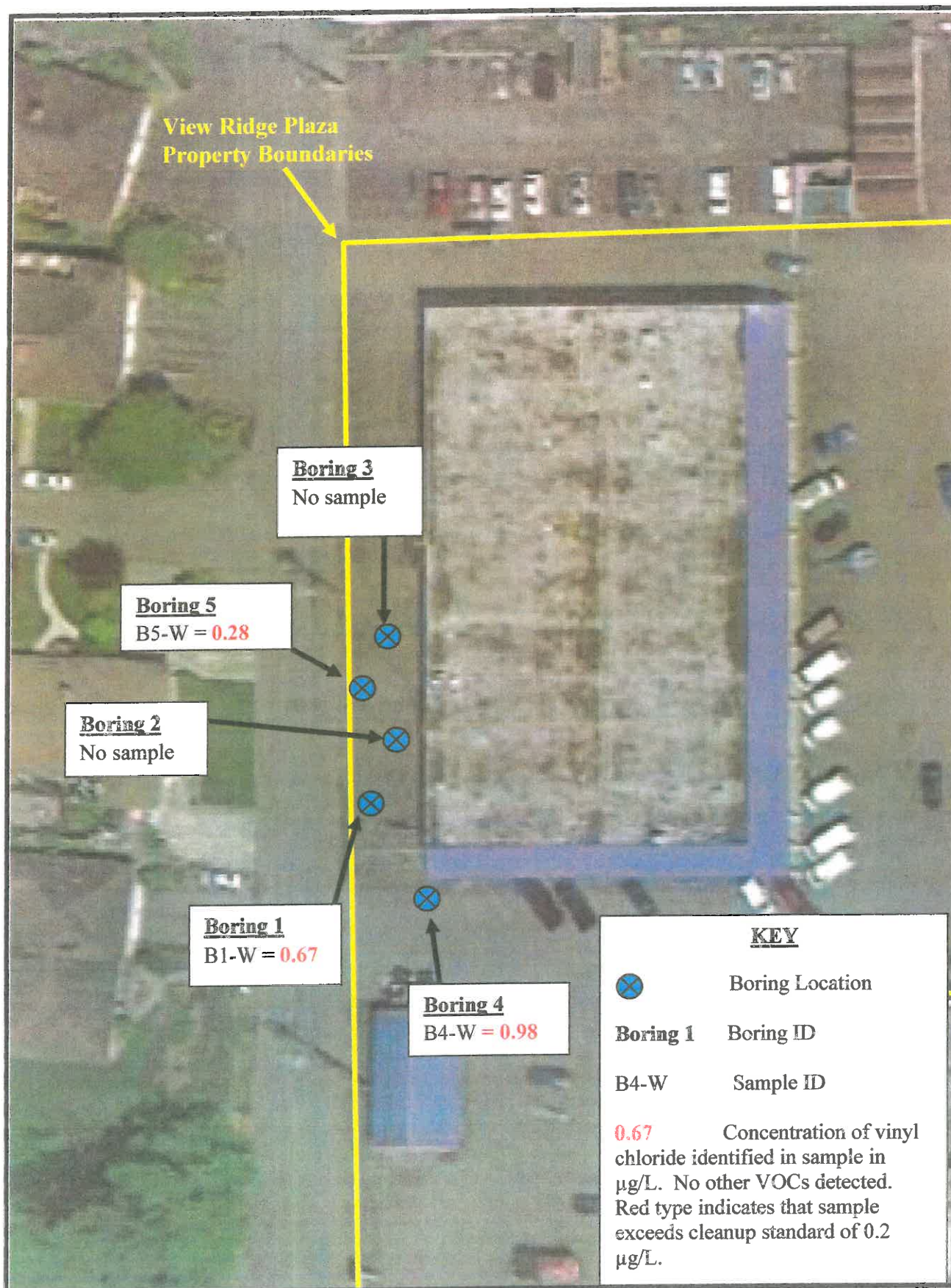


Figure 6. View Ridge Plaza boring locations with water sample results.



Figure 7. View of the View Ridge Plaza property looking west. Monitoring well MW-A is located in photo and 76 gasoline station is located along the left side of the photo.



Figure 8. View of the southeastern portion of the site, looking west toward the 76 gasoline station. Monitoring wells MW-B and MW-C are identified in the photo.



Figure 9. Location of Boring 1.



Figure 10. Location of Boring 2. Door in left side of photo is back door to the dry cleaner, currently utilized by Olympic Cleaners.



Figure 11. View of soil collected from Boring 2. Soil is dominantly tan or grey compact silt or clay to depths of 20'.



Figure 12. Location of Boring 3, looking eastward. Boring 3 is the northernmost boring location.



Figure 13. Location of Boring 4, looking northeastward. Boring 4 is the southernmost boring location.




Figure 14. Location of Boring 5, west of back door to dry cleaner.

APPENDIX II


Historic Aerial Photographs (1947, 1955, 1965, 1974, 1984, 1995, 2002)

Utility Map for Property


Laboratory Reports for Soil & Groundwater Data

Boring Logs


HISTORIC AERIAL PHOTOGRAPHS




1947 Historic Aerial Photograph




1955 Historic Aerial Photograph




1965 Historic Aerial Photograph




1974 Historic Aerial Photograph



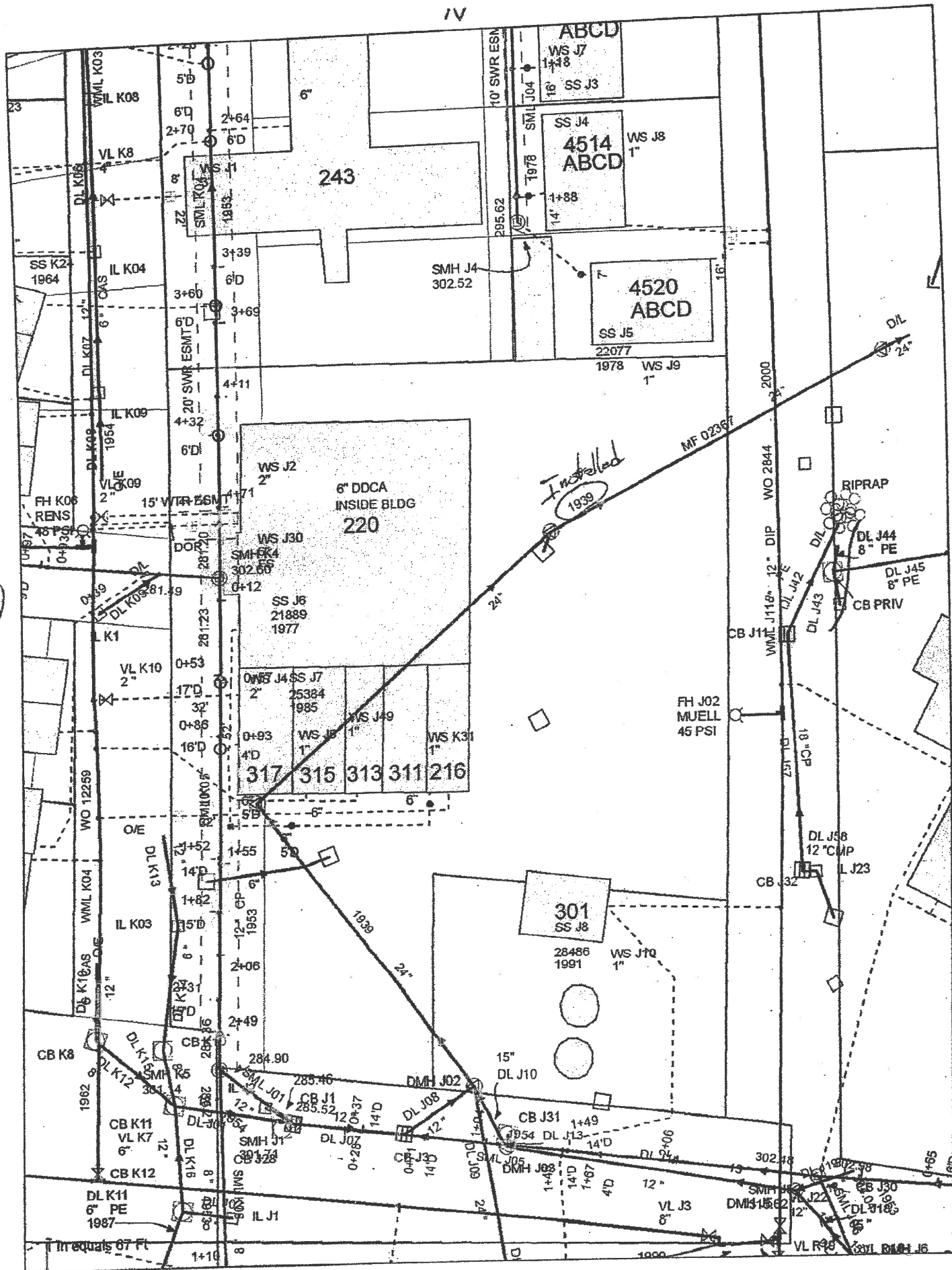
1984 Historic Aerial Photograph



1995 Historic Aerial Photograph



2002 Historic Aerial Photograph





October 31, 2013

Ms. Kim Ninnemann
Stratum Group
P.O. Box 2546
Bellingham, WA 98227

Dear Ms. Ninnemann,

On October 24th, 12 samples were received by our laboratory and assigned our laboratory project number EV13100176. The project was identified as your View Ridge Plaza. The sample identification and requested analyses are outlined on the attached chain of custody record.

No abnormalities or nonconformances were observed during the analyses of the project samples.

Please do not hesitate to call me if you have any questions or if I can be of further assistance.

Sincerely,

ALS Laboratory Group

Rick Bagan
Laboratory Director

Page 1

ADDRESS 8620 Holly Drive, Suite 100, Everett, WA 98208

PHONE 425-356-2600

FAX 425-356-2626

ALS Laboratory Group A Campbell Brothers Limited Company

Environmental

www.alsglobal.com

RIGHT SOLUTIONS FOR THE PLANET



CERTIFICATE OF ANALYSIS

CLIENT:	Stratum Group P.O. Box 2546 Bellingham, WA 98227	DATE:	10/31/2013
CLIENT CONTACT:	Kim Ninnemann	ALS JOB#:	EV13100176
CLIENT PROJECT:	View Ridge Plaza	ALS SAMPLE#:	EV13100176-01
CLIENT SAMPLE ID:	MW-A	DATE RECEIVED:	10/24/2013
		COLLECTION DATE:	10/24/2013 3:50:00 PM
		WDOE ACCREDITATION:	C601

SAMPLE DATA RESULTS

ANALYTE	METHOD	RESULTS	REPORTING LIMITS	DILUTION FACTOR	UNITS	ANALYSIS DATE	ANALYSIS BY
TPH-Volatile Range	NWTPH-GX	U	50	1	UG/L	10/29/2013	DLC
Methyl T-Butyl Ether	EPA-8021	U	3.0	1	UG/L	10/29/2013	DLC
Benzene	EPA-8021	U	1.0	1	UG/L	10/29/2013	DLC
Toluene	EPA-8021	U	1.0	1	UG/L	10/29/2013	DLC
Ethylbenzene	EPA-8021	U	1.0	1	UG/L	10/29/2013	DLC
Xylenes	EPA-8021	U	3.0	1	UG/L	10/29/2013	DLC

SURROGATE	METHOD	%REC	ANALYSIS DATE	ANALYSIS BY
TFT	NWTPH-GX	103	10/29/2013	DLC
TFT	EPA-8021	111	10/29/2013	DLC

U - Analyte analyzed for but not detected at level above reporting limit.



CERTIFICATE OF ANALYSIS

CLIENT:	Stratum Group	DATE:	10/31/2013
	P.O. Box 2546	ALS JOB#:	EV13100176
	Bellingham, WA 98227	ALS SAMPLE#:	EV13100176-02
CLIENT CONTACT:	Kim Ninnemann	DATE RECEIVED:	10/24/2013
CLIENT PROJECT:	View Ridge Plaza	COLLECTION DATE:	10/24/2013 3:20:00 PM
CLIENT SAMPLE ID	MW-B	WDOE ACCREDITATION:	C601

SAMPLE DATA RESULTS

ANALYTE	METHOD	RESULTS	REPORTING LIMITS	DILUTION FACTOR	UNITS	ANALYSIS DATE	ANALYSIS BY
TPH-Volatile Range	NWTPH-GX	U	50	1	UG/L	10/29/2013	DLC
Methyl T-Butyl Ether	EPA-8021	U	3.0	1	UG/L	10/29/2013	DLC
Benzene	EPA-8021	U	1.0	1	UG/L	10/29/2013	DLC
Toluene	EPA-8021	U	1.0	1	UG/L	10/29/2013	DLC
Ethylbenzene	EPA-8021	U	1.0	1	UG/L	10/29/2013	DLC
Xylenes	EPA-8021	U	3.0	1	UG/L	10/29/2013	DLC

SURROGATE	METHOD	%REC	ANALYSIS DATE	ANALYSIS BY
TFT	NWTPH-GX	96.3	10/29/2013	DLC
TFT	EPA-8021	104	10/29/2013	DLC

U - Analyte analyzed for but not detected at level above reporting limit.



CERTIFICATE OF ANALYSIS

CLIENT:	Stratum Group	DATE:	10/31/2013
	P.O. Box 2546	ALS JOB#:	EV13100176
	Bellingham, WA 98227	ALS SAMPLE#:	EV13100176-03
CLIENT CONTACT:	Kim Ninnemann	DATE RECEIVED:	10/24/2013
CLIENT PROJECT:	View Ridge Plaza	COLLECTION DATE:	10/24/2013 2:50:00 PM
CLIENT SAMPLE ID	MW-C	WDOE ACCREDITATION:	C601

SAMPLE DATA RESULTS

ANALYTE	METHOD	RESULTS	REPORTING LIMITS	DILUTION FACTOR	UNITS	ANALYSIS DATE	ANALYSIS BY
TPH-Volatile Range	NWTPH-GX	U	50	1	UG/L	10/29/2013	DLC
Methyl T-Butyl Ether	EPA-8021	U	3.0	1	UG/L	10/29/2013	DLC
Benzene	EPA-8021	U	1.0	1	UG/L	10/29/2013	DLC
Toluene	EPA-8021	U	1.0	1	UG/L	10/29/2013	DLC
Ethylbenzene	EPA-8021	U	1.0	1	UG/L	10/29/2013	DLC
Xylenes	EPA-8021	U	3.0	1	UG/L	10/29/2013	DLC

SURROGATE	METHOD	%REC	ANALYSIS DATE	ANALYSIS BY
TFT	NWTPH-GX	96.1	10/29/2013	DLC
TFT	EPA-8021	107	10/29/2013	DLC

U - Analyte analyzed for but not detected at level above reporting limit.



CERTIFICATE OF ANALYSIS

CLIENT:	Stratum Group	DATE:	10/31/2013
	P.O. Box 2546	ALS JOB#:	EV13100176
	Bellingham, WA 98227	ALS SAMPLE#:	EV13100176-04
CLIENT CONTACT:	Kim Ninnemann	DATE RECEIVED:	10/24/2013
CLIENT PROJECT:	View Ridge Plaza	COLLECTION DATE:	10/24/2013 10:05:00 AM
CLIENT SAMPLE ID	B1-4	WDOE ACCREDITATION:	C601

SAMPLE DATA RESULTS

ANALYTE	METHOD	RESULTS	REPORTING LIMITS	DILUTION FACTOR	UNITS	ANALYSIS DATE	ANALYSIS BY
Dichlorodifluoromethane	EPA-8260	U	10	1	UG/KG	10/25/2013	GAP
Chloromethane	EPA-8260	U	10	1	UG/KG	10/25/2013	GAP
Vinyl Chloride	EPA-8260	U	10	1	UG/KG	10/25/2013	GAP
Bromomethane	EPA-8260	U	10	1	UG/KG	10/25/2013	GAP
Chloroethane	EPA-8260	U	10	1	UG/KG	10/25/2013	GAP
Carbon Tetrachloride	EPA-8260	U	10	1	UG/KG	10/25/2013	GAP
Trichlorofluoromethane	EPA-8260	U	10	1	UG/KG	10/25/2013	GAP
1,1-Dichloroethene	EPA-8260	U	10	1	UG/KG	10/25/2013	GAP
Methylene Chloride	EPA-8260	U	20	1	UG/KG	10/25/2013	GAP
Trans-1,2-Dichloroethene	EPA-8260	U	10	1	UG/KG	10/25/2013	GAP
1,1-Dichloroethane	EPA-8260	U	10	1	UG/KG	10/25/2013	GAP
Cis-1,2-Dichloroethene	EPA-8260	U	10	1	UG/KG	10/25/2013	GAP
2,2-Dichloropropane	EPA-8260	U	10	1	UG/KG	10/25/2013	GAP
Bromochloromethane	EPA-8260	U	10	1	UG/KG	10/25/2013	GAP
Chloroform	EPA-8260	U	10	1	UG/KG	10/25/2013	GAP
1,1,1-Trichloroethane	EPA-8260	U	10	1	UG/KG	10/25/2013	GAP
1,1-Dichloropropene	EPA-8260	U	10	1	UG/KG	10/25/2013	GAP
1,2-Dichloroethane	EPA-8260	U	10	1	UG/KG	10/25/2013	GAP
Trichloroethene	EPA-8260	U	10	1	UG/KG	10/25/2013	GAP
1,2-Dichloropropane	EPA-8260	U	10	1	UG/KG	10/25/2013	GAP
Dibromomethane	EPA-8260	U	10	1	UG/KG	10/25/2013	GAP
Bromodichloromethane	EPA-8260	U	10	1	UG/KG	10/25/2013	GAP
Trans-1,3-Dichloropropene	EPA-8260	U	10	1	UG/KG	10/25/2013	GAP
Cis-1,3-Dichloropropene	EPA-8260	U	10	1	UG/KG	10/25/2013	GAP
1,1,2-Trichloroethane	EPA-8260	U	10	1	UG/KG	10/25/2013	GAP
1,3-Dichloropropane	EPA-8260	U	10	1	UG/KG	10/25/2013	GAP
Tetrachloroethylene	EPA-8260	U	10	1	UG/KG	10/25/2013	GAP
Dibromochloromethane	EPA-8260	U	10	1	UG/KG	10/25/2013	GAP
1,2-Dibromoethane	EPA-8260	U	5.0	1	UG/KG	10/25/2013	GAP
Chlorobenzene	EPA-8260	U	10	1	UG/KG	10/25/2013	GAP
1,1,1,2-Tetrachloroethane	EPA-8260	U	10	1	UG/KG	10/25/2013	GAP
Bromoform	EPA-8260	U	10	1	UG/KG	10/25/2013	GAP
1,1,2,2-Tetrachloroethane	EPA-8260	U	10	1	UG/KG	10/25/2013	GAP
1,2,3-Trichloropropane	EPA-8260	U	10	1	UG/KG	10/25/2013	GAP
Bromobenzene	EPA-8260	U	10	1	UG/KG	10/25/2013	GAP
2-Chlorotoluene	EPA-8260	U	10	1	UG/KG	10/25/2013	GAP
4-Chlorotoluene	EPA-8260	U	10	1	UG/KG	10/25/2013	GAP
1,3 Dichlorobenzene	EPA-8260	U	10	1	UG/KG	10/25/2013	GAP



CERTIFICATE OF ANALYSIS

CLIENT:	Stratum Group	DATE:	10/31/2013
	P.O. Box 2546	ALS JOB#:	EV13100176
	Bellingham, WA 98227	ALS SAMPLE#:	EV13100176-04
CLIENT CONTACT:	Kim Ninnemann	DATE RECEIVED:	10/24/2013
CLIENT PROJECT:	View Ridge Plaza	COLLECTION DATE:	10/24/2013 10:05:00 AM
CLIENT SAMPLE ID	B1-4	WDOE ACCREDITATION:	C601

SAMPLE DATA RESULTS

ANALYTE	METHOD	RESULTS	REPORTING LIMITS	DILUTION FACTOR	UNITS	ANALYSIS DATE	ANALYSIS BY
1,4-Dichlorobenzene	EPA-8260	U	10	1	UG/KG	10/25/2013	GAP
1,2-Dichlorobenzene	EPA-8260	U	10	1	UG/KG	10/25/2013	GAP
1,2-Dibromo 3-Chloropropane	EPA-8260	U	50	1	UG/KG	10/25/2013	GAP
1,2,4-Trichlorobenzene	EPA-8260	U	10	1	UG/KG	10/25/2013	GAP
Hexachlorobutadiene	EPA-8260	U	10	1	UG/KG	10/25/2013	GAP
1,2,3-Trichlorobenzene	EPA-8260	U	10	1	UG/KG	10/25/2013	GAP

SURROGATE	METHOD	%REC	ANALYSIS DATE	ANALYSIS BY
1,2-Dichloroethane-d4	EPA-8260	88.0	10/25/2013	GAP
4-Bromofluorobenzene	EPA-8260	115	10/25/2013	GAP

U - Analyte analyzed for but not detected at level above reporting limit.



CERTIFICATE OF ANALYSIS

CLIENT: Stratum Group
 P.O. Box 2546
 Bellingham, WA 98227

CLIENT CONTACT: Kim Ninnemann
 CLIENT PROJECT: View Ridge Plaza
 CLIENT SAMPLE ID: B2-9

DATE: 10/31/2013
 ALS JOB#: EV13100176
 ALS SAMPLE#: EV13100176-05
 DATE RECEIVED: 10/24/2013
 COLLECTION DATE: 10/24/2013 11:15:00 AM
 WDOE ACCREDITATION: C601

SAMPLE DATA RESULTS

ANALYTE	METHOD	RESULTS	REPORTING LIMITS	DILUTION FACTOR	UNITS	ANALYSIS DATE	ANALYSIS BY
Dichlorodifluoromethane	EPA-8260	U	10	1	UG/KG	10/25/2013	GAP
Chloromethane	EPA-8260	U	10	1	UG/KG	10/25/2013	GAP
Vinyl Chloride	EPA-8260	U	10	1	UG/KG	10/25/2013	GAP
Bromomethane	EPA-8260	U	10	1	UG/KG	10/25/2013	GAP
Chloroethane	EPA-8260	U	10	1	UG/KG	10/25/2013	GAP
Carbon Tetrachloride	EPA-8260	U	10	1	UG/KG	10/25/2013	GAP
Trichlorofluoromethane	EPA-8260	U	10	1	UG/KG	10/25/2013	GAP
1,1-Dichloroethene	EPA-8260	U	10	1	UG/KG	10/25/2013	GAP
Methylene Chloride	EPA-8260	U	20	1	UG/KG	10/25/2013	GAP
Trans-1,2-Dichloroethene	EPA-8260	U	10	1	UG/KG	10/25/2013	GAP
1,1-Dichloroethane	EPA-8260	U	10	1	UG/KG	10/25/2013	GAP
Cis-1,2-Dichloroethene	EPA-8260	14	10	1	UG/KG	10/25/2013	GAP
2,2-Dichloropropane	EPA-8260	U	10	1	UG/KG	10/25/2013	GAP
Bromochloromethane	EPA-8260	U	10	1	UG/KG	10/25/2013	GAP
Chloroform	EPA-8260	U	10	1	UG/KG	10/25/2013	GAP
1,1,1-Trichloroethane	EPA-8260	U	10	1	UG/KG	10/25/2013	GAP
1,1-Dichloropropene	EPA-8260	U	10	1	UG/KG	10/25/2013	GAP
1,2-Dichloroethane	EPA-8260	U	10	1	UG/KG	10/25/2013	GAP
Trichloroethene	EPA-8260	14	10	1	UG/KG	10/25/2013	GAP
1,2-Dichloropropane	EPA-8260	U	10	1	UG/KG	10/25/2013	GAP
Dibromomethane	EPA-8260	U	10	1	UG/KG	10/25/2013	GAP
Bromodichloromethane	EPA-8260	U	10	1	UG/KG	10/25/2013	GAP
Trans-1,3-Dichloropropene	EPA-8260	U	10	1	UG/KG	10/25/2013	GAP
Cis-1,3-Dichloropropene	EPA-8260	U	10	1	UG/KG	10/25/2013	GAP
1,1,2-Trichloroethane	EPA-8260	U	10	1	UG/KG	10/25/2013	GAP
1,3-Dichloropropane	EPA-8260	U	10	1	UG/KG	10/25/2013	GAP
Tetrachloroethylene	EPA-8260	630	10	1	UG/KG	10/25/2013	GAP
Dibromochloromethane	EPA-8260	U	10	1	UG/KG	10/25/2013	GAP
1,2-Dibromoethane	EPA-8260	U	5.0	1	UG/KG	10/25/2013	GAP
Chlorobenzene	EPA-8260	U	10	1	UG/KG	10/25/2013	GAP
1,1,1,2-Tetrachloroethane	EPA-8260	U	10	1	UG/KG	10/25/2013	GAP
Bromoform	EPA-8260	U	10	1	UG/KG	10/25/2013	GAP
1,1,1,2,2-Tetrachloroethane	EPA-8260	U	10	1	UG/KG	10/25/2013	GAP
1,2,3-Trichloropropane	EPA-8260	U	10	1	UG/KG	10/25/2013	GAP
Bromobenzene	EPA-8260	U	10	1	UG/KG	10/25/2013	GAP
2-Chlorotoluene	EPA-8260	U	10	1	UG/KG	10/25/2013	GAP
4-Chlorotoluene	EPA-8260	U	10	1	UG/KG	10/25/2013	GAP
1,3 Dichlorobenzene	EPA-8260	U	10	1	UG/KG	10/25/2013	GAP



CERTIFICATE OF ANALYSIS

CLIENT:	Stratum Group P.O. Box 2546 Bellingham, WA 98227	DATE:	10/31/2013
CLIENT CONTACT:	Kim Ninnemann	ALS JOB#:	EV13100176
CLIENT PROJECT:	View Ridge Plaza	ALS SAMPLE#:	EV13100176-05
CLIENT SAMPLE ID	B2-9	DATE RECEIVED:	10/24/2013
		COLLECTION DATE:	10/24/2013 11:15:00 AM
		WDOE ACCREDITATION:	C601

SAMPLE DATA RESULTS

ANALYTE	METHOD	RESULTS	REPORTING LIMITS	DILUTION FACTOR	UNITS	ANALYSIS DATE	ANALYSIS BY
1,4-Dichlorobenzene	EPA-8260	U	10	1	UG/KG	10/25/2013	GAP
1,2-Dichlorobenzene	EPA-8260	U	10	1	UG/KG	10/25/2013	GAP
1,2-Dibromo 3-Chloropropane	EPA-8260	U	50	1	UG/KG	10/25/2013	GAP
1,2,4-Trichlorobenzene	EPA-8260	U	10	1	UG/KG	10/25/2013	GAP
Hexachlorobutadiene	EPA-8260	U	10	1	UG/KG	10/25/2013	GAP
1,2,3-Trichlorobenzene	EPA-8260	U	10	1	UG/KG	10/25/2013	GAP

SURROGATE	METHOD	%REC	ANALYSIS DATE	ANALYSIS BY
1,2-Dichloroethane-d4	EPA-8260	104	10/25/2013	GAP
1,2-Dichloroethane-d4	EPA-8260	86.8	10/25/2013	GAP
4-Bromofluorobenzene	EPA-8260	100	10/25/2013	GAP
4-Bromofluorobenzene	EPA-8260	93.0	10/25/2013	GAP

U - Analyte analyzed for but not detected at level above reporting limit.



CERTIFICATE OF ANALYSIS

CLIENT: Stratum Group
 P.O. Box 2546
 Bellingham, WA 98227

CLIENT CONTACT: Kim Ninnemann
 CLIENT PROJECT: View Ridge Plaza
 CLIENT SAMPLE ID: B2-20

DATE: 10/31/2013
 ALS JOB#: EV13100176
 ALS SAMPLE#: EV13100176-06
 DATE RECEIVED: 10/24/2013
 COLLECTION DATE: 10/24/2013 11:40:00 AM
 WDOE ACCREDITATION: C601

SAMPLE DATA RESULTS

ANALYTE	METHOD	RESULTS	REPORTING LIMITS	DILUTION FACTOR	UNITS	ANALYSIS DATE	ANALYSIS BY
Dichlorodifluoromethane	EPA-8260	U	10	1	UG/KG	10/25/2013	GAP
Chloromethane	EPA-8260	U	10	1	UG/KG	10/25/2013	GAP
Vinyl Chloride	EPA-8260	U	10	1	UG/KG	10/25/2013	GAP
Bromomethane	EPA-8260	U	10	1	UG/KG	10/25/2013	GAP
Chloroethane	EPA-8260	U	10	1	UG/KG	10/25/2013	GAP
Carbon Tetrachloride	EPA-8260	U	10	1	UG/KG	10/25/2013	GAP
Trichlorofluoromethane	EPA-8260	U	10	1	UG/KG	10/25/2013	GAP
1,1-Dichloroethene	EPA-8260	U	10	1	UG/KG	10/25/2013	GAP
Methylene Chloride	EPA-8260	U	20	1	UG/KG	10/25/2013	GAP
Trans-1,2-Dichloroethene	EPA-8260	U	10	1	UG/KG	10/25/2013	GAP
1,1-Dichloroethane	EPA-8260	U	10	1	UG/KG	10/25/2013	GAP
Cis-1,2-Dichloroethene	EPA-8260	U	10	1	UG/KG	10/25/2013	GAP
2,2-Dichloropropane	EPA-8260	U	10	1	UG/KG	10/25/2013	GAP
Bromochloromethane	EPA-8260	U	10	1	UG/KG	10/25/2013	GAP
Chloroform	EPA-8260	U	10	1	UG/KG	10/25/2013	GAP
1,1,1-Trichloroethane	EPA-8260	U	10	1	UG/KG	10/25/2013	GAP
1,1-Dichloropropene	EPA-8260	U	10	1	UG/KG	10/25/2013	GAP
1,2-Dichloroethane	EPA-8260	U	10	1	UG/KG	10/25/2013	GAP
Trichloroethene	EPA-8260	U	10	1	UG/KG	10/25/2013	GAP
1,2-Dichloropropane	EPA-8260	U	10	1	UG/KG	10/25/2013	GAP
Dibromomethane	EPA-8260	U	10	1	UG/KG	10/25/2013	GAP
Bromodichloromethane	EPA-8260	U	10	1	UG/KG	10/25/2013	GAP
Trans-1,3-Dichloropropene	EPA-8260	U	10	1	UG/KG	10/25/2013	GAP
Cis-1,3-Dichloropropene	EPA-8260	U	10	1	UG/KG	10/25/2013	GAP
1,1,2-Trichloroethane	EPA-8260	U	10	1	UG/KG	10/25/2013	GAP
1,3-Dichloropropane	EPA-8260	U	10	1	UG/KG	10/25/2013	GAP
Tetrachloroethylene	EPA-8260	22	10	1	UG/KG	10/25/2013	GAP
Dibromochloromethane	EPA-8260	U	10	1	UG/KG	10/25/2013	GAP
1,2-Dibromoethane	EPA-8260	U	5.0	1	UG/KG	10/25/2013	GAP
Chlorobenzene	EPA-8260	U	10	1	UG/KG	10/25/2013	GAP
1,1,1,2-Tetrachloroethane	EPA-8260	U	10	1	UG/KG	10/25/2013	GAP
Bromoform	EPA-8260	U	10	1	UG/KG	10/25/2013	GAP
1,1,2,2-Tetrachloroethane	EPA-8260	U	10	1	UG/KG	10/25/2013	GAP
1,2,3-Trichloropropane	EPA-8260	U	10	1	UG/KG	10/25/2013	GAP
Bromobenzene	EPA-8260	U	10	1	UG/KG	10/25/2013	GAP
2-Chlorotoluene	EPA-8260	U	10	1	UG/KG	10/25/2013	GAP
4-Chlorotoluene	EPA-8260	U	10	1	UG/KG	10/25/2013	GAP
1,3 Dichlorobenzene	EPA-8260	U	10	1	UG/KG	10/25/2013	GAP



CERTIFICATE OF ANALYSIS

CLIENT:	Stratum Group P.O. Box 2546 Bellingham, WA 98227	DATE:	10/31/2013
CLIENT CONTACT:	Kim Ninnemann	ALS JOB#:	EV13100176
CLIENT PROJECT:	View Ridge Plaza	ALS SAMPLE#:	EV13100176-06
CLIENT SAMPLE ID	B2-20	DATE RECEIVED:	10/24/2013
		COLLECTION DATE:	10/24/2013 11:40:00 AM
		WDOE ACCREDITATION:	C601

SAMPLE DATA RESULTS

ANALYTE	METHOD	RESULTS	REPORTING LIMITS	DILUTION FACTOR	UNITS	ANALYSIS DATE	ANALYSIS BY
1,4-Dichlorobenzene	EPA-8260	U	10	1	UG/KG	10/25/2013	GAP
1,2-Dichlorobenzene	EPA-8260	U	10	1	UG/KG	10/25/2013	GAP
1,2-Dibromo 3-Chloropropane	EPA-8260	U	50	1	UG/KG	10/25/2013	GAP
1,2,4-Trichlorobenzene	EPA-8260	U	10	1	UG/KG	10/25/2013	GAP
Hexachlorobutadiene	EPA-8260	U	10	1	UG/KG	10/25/2013	GAP
1,2,3-Trichlorobenzene	EPA-8260	U	10	1	UG/KG	10/25/2013	GAP

SURROGATE	METHOD	%REC	ANALYSIS DATE	ANALYSIS BY
1,2-Dichloroethane-d4	EPA-8260	101	10/25/2013	GAP
4-Bromofluorobenzene	EPA-8260	119	10/25/2013	GAP

U - Analyte analyzed for but not detected at level above reporting limit.



CERTIFICATE OF ANALYSIS

CLIENT: Stratum Group
 P.O. Box 2546
 Bellingham, WA 98227

CLIENT CONTACT: Kim Ninnemann
 CLIENT PROJECT: View Ridge Plaza
 CLIENT SAMPLE ID: B3-5

DATE: 10/31/2013
 ALS JOB#: EV13100176
 ALS SAMPLE#: EV13100176-07
 DATE RECEIVED: 10/24/2013
 COLLECTION DATE: 10/24/2013 12:15:00 PM
 WDOE ACCREDITATION: C601

SAMPLE DATA RESULTS

ANALYTE	METHOD	RESULTS	REPORTING LIMITS	DILUTION FACTOR	UNITS	ANALYSIS DATE	ANALYSIS BY
Dichlorodifluoromethane	EPA-8260	U	10	1	UG/KG	10/25/2013	GAP
Chloromethane	EPA-8260	U	10	1	UG/KG	10/25/2013	GAP
Vinyl Chloride	EPA-8260	U	10	1	UG/KG	10/25/2013	GAP
Bromomethane	EPA-8260	U	10	1	UG/KG	10/25/2013	GAP
Chloroethane	EPA-8260	U	10	1	UG/KG	10/25/2013	GAP
Carbon Tetrachloride	EPA-8260	U	10	1	UG/KG	10/25/2013	GAP
Trichlorofluoromethane	EPA-8260	U	10	1	UG/KG	10/25/2013	GAP
1,1-Dichloroethene	EPA-8260	U	10	1	UG/KG	10/25/2013	GAP
Methylene Chloride	EPA-8260	U	20	1	UG/KG	10/25/2013	GAP
Trans-1,2-Dichloroethene	EPA-8260	U	10	1	UG/KG	10/25/2013	GAP
1,1-Dichloroethane	EPA-8260	U	10	1	UG/KG	10/25/2013	GAP
Cis-1,2-Dichloroethene	EPA-8260	U	10	1	UG/KG	10/25/2013	GAP
2,2-Dichloropropane	EPA-8260	U	10	1	UG/KG	10/25/2013	GAP
Bromochloromethane	EPA-8260	U	10	1	UG/KG	10/25/2013	GAP
Chloroform	EPA-8260	U	10	1	UG/KG	10/25/2013	GAP
1,1,1-Trichloroethane	EPA-8260	U	10	1	UG/KG	10/25/2013	GAP
1,1-Dichloropropene	EPA-8260	U	10	1	UG/KG	10/25/2013	GAP
1,2-Dichloroethane	EPA-8260	U	10	1	UG/KG	10/25/2013	GAP
Trichloroethene	EPA-8260	U	10	1	UG/KG	10/25/2013	GAP
1,2-Dichloropropane	EPA-8260	U	10	1	UG/KG	10/25/2013	GAP
Dibromomethane	EPA-8260	U	10	1	UG/KG	10/25/2013	GAP
Bromodichloromethane	EPA-8260	U	10	1	UG/KG	10/25/2013	GAP
Trans-1,3-Dichloropropene	EPA-8260	U	10	1	UG/KG	10/25/2013	GAP
Cis-1,3-Dichloropropene	EPA-8260	U	10	1	UG/KG	10/25/2013	GAP
1,1,2-Trichloroethane	EPA-8260	U	10	1	UG/KG	10/25/2013	GAP
1,3-Dichloropropane	EPA-8260	U	10	1	UG/KG	10/25/2013	GAP
Tetrachloroethylene	EPA-8260	U	10	1	UG/KG	10/25/2013	GAP
Dibromochloromethane	EPA-8260	U	10	1	UG/KG	10/25/2013	GAP
1,2-Dibromoethane	EPA-8260	U	5.0	1	UG/KG	10/25/2013	GAP
Chlorobenzene	EPA-8260	U	10	1	UG/KG	10/25/2013	GAP
1,1,1,2-Tetrachloroethane	EPA-8260	U	10	1	UG/KG	10/25/2013	GAP
Bromoform	EPA-8260	U	10	1	UG/KG	10/25/2013	GAP
1,1,1,2,2-Tetrachloroethane	EPA-8260	U	10	1	UG/KG	10/25/2013	GAP
1,2,3-Trichloropropane	EPA-8260	U	10	1	UG/KG	10/25/2013	GAP
Bromobenzene	EPA-8260	U	10	1	UG/KG	10/25/2013	GAP
2-Chlorotoluene	EPA-8260	U	10	1	UG/KG	10/25/2013	GAP
4-Chlorotoluene	EPA-8260	U	10	1	UG/KG	10/25/2013	GAP
1,3 Dichlorobenzene	EPA-8260	U	10	1	UG/KG	10/25/2013	GAP



CERTIFICATE OF ANALYSIS

CLIENT:	Stratum Group	DATE:	10/31/2013
	P.O. Box 2546	ALS JOB#:	EV13100176
	Bellingham, WA 98227	ALS SAMPLE#:	EV13100176-07
CLIENT CONTACT:	Kim Ninnemann	DATE RECEIVED:	10/24/2013
CLIENT PROJECT:	View Ridge Plaza	COLLECTION DATE:	10/24/2013 12:15:00 PM
CLIENT SAMPLE ID	B3-5	WDOE ACCREDITATION:	C601

SAMPLE DATA RESULTS

ANALYTE	METHOD	RESULTS	REPORTING LIMITS	DILUTION FACTOR	UNITS	ANALYSIS DATE	ANALYSIS BY
1,4-Dichlorobenzene	EPA-8260	U	10	1	UG/KG	10/25/2013	GAP
1,2-Dichlorobenzene	EPA-8260	U	10	1	UG/KG	10/25/2013	GAP
1,2-Dibromo 3-Chloropropane	EPA-8260	U	50	1	UG/KG	10/25/2013	GAP
1,2,4-Trichlorobenzene	EPA-8260	U	10	1	UG/KG	10/25/2013	GAP
Hexachlorobutadiene	EPA-8260	U	10	1	UG/KG	10/25/2013	GAP
1,2,3-Trichlorobenzene	EPA-8260	U	10	1	UG/KG	10/25/2013	GAP

SURROGATE	METHOD	%REC	ANALYSIS DATE	ANALYSIS BY
1,2-Dichloroethane-d4	EPA-8260	111	10/25/2013	GAP
4-Bromofluorobenzene	EPA-8260	150 GS1	10/25/2013	GAP

U - Analyte analyzed for but not detected at level above reporting limit.
 GS1 - Surrogate outside of control limits due to matrix effect.



CERTIFICATE OF ANALYSIS

CLIENT: Stratum Group
 P.O. Box 2546
 Bellingham, WA 98227

CLIENT CONTACT: Kim Ninnemann
 CLIENT PROJECT: View Ridge Plaza
 CLIENT SAMPLE ID: B3-13

DATE: 10/31/2013
 ALS JOB#: EV13100176
 ALS SAMPLE#: EV13100176-08
 DATE RECEIVED: 10/24/2013
 COLLECTION DATE: 10/24/2013 12:25:00 PM
 WDOE ACCREDITATION: C601

SAMPLE DATA RESULTS

ANALYTE	METHOD	RESULTS	REPORTING LIMITS	DILUTION FACTOR	UNITS	ANALYSIS DATE	ANALYSIS BY
Dichlorodifluoromethane	EPA-8260	U	10	1	UG/KG	10/25/2013	GAP
Chloromethane	EPA-8260	U	10	1	UG/KG	10/25/2013	GAP
Vinyl Chloride	EPA-8260	U	10	1	UG/KG	10/25/2013	GAP
Bromomethane	EPA-8260	U	10	1	UG/KG	10/25/2013	GAP
Chloroethane	EPA-8260	U	10	1	UG/KG	10/25/2013	GAP
Carbon Tetrachloride	EPA-8260	U	10	1	UG/KG	10/25/2013	GAP
Trichlorofluoromethane	EPA-8260	U	10	1	UG/KG	10/25/2013	GAP
1,1-Dichloroethene	EPA-8260	U	10	1	UG/KG	10/25/2013	GAP
Methylene Chloride	EPA-8260	U	20	1	UG/KG	10/25/2013	GAP
Trans-1,2-Dichloroethene	EPA-8260	U	10	1	UG/KG	10/25/2013	GAP
1,1-Dichloroethane	EPA-8260	U	10	1	UG/KG	10/25/2013	GAP
Cis-1,2-Dichloroethene	EPA-8260	U	10	1	UG/KG	10/25/2013	GAP
2,2-Dichloropropane	EPA-8260	U	10	1	UG/KG	10/25/2013	GAP
Bromochloromethane	EPA-8260	U	10	1	UG/KG	10/25/2013	GAP
Chloroform	EPA-8260	U	10	1	UG/KG	10/25/2013	GAP
1,1,1-Trichloroethane	EPA-8260	U	10	1	UG/KG	10/25/2013	GAP
1,1-Dichloropropene	EPA-8260	U	10	1	UG/KG	10/25/2013	GAP
1,2-Dichloroethane	EPA-8260	U	10	1	UG/KG	10/25/2013	GAP
Trichloroethene	EPA-8260	U	10	1	UG/KG	10/25/2013	GAP
1,2-Dichloropropane	EPA-8260	U	10	1	UG/KG	10/25/2013	GAP
Dibromomethane	EPA-8260	U	10	1	UG/KG	10/25/2013	GAP
Bromodichloromethane	EPA-8260	U	10	1	UG/KG	10/25/2013	GAP
Trans-1,3-Dichloropropene	EPA-8260	U	10	1	UG/KG	10/25/2013	GAP
Cis-1,3-Dichloropropene	EPA-8260	U	10	1	UG/KG	10/25/2013	GAP
1,1,2-Trichloroethane	EPA-8260	U	10	1	UG/KG	10/25/2013	GAP
1,3-Dichloropropane	EPA-8260	U	10	1	UG/KG	10/25/2013	GAP
Tetrachloroethylene	EPA-8260	U	10	1	UG/KG	10/25/2013	GAP
Dibromochloromethane	EPA-8260	U	10	1	UG/KG	10/25/2013	GAP
1,2-Dibromoethane	EPA-8260	U	5.0	1	UG/KG	10/25/2013	GAP
Chlorobenzene	EPA-8260	U	10	1	UG/KG	10/25/2013	GAP
1,1,1,2-Tetrachloroethane	EPA-8260	U	10	1	UG/KG	10/25/2013	GAP
Bromoform	EPA-8260	U	10	1	UG/KG	10/25/2013	GAP
1,1,2,2-Tetrachloroethane	EPA-8260	U	10	1	UG/KG	10/25/2013	GAP
1,2,3-Trichloropropane	EPA-8260	U	10	1	UG/KG	10/25/2013	GAP
Bromobenzene	EPA-8260	U	10	1	UG/KG	10/25/2013	GAP
2-Chlorotoluene	EPA-8260	U	10	1	UG/KG	10/25/2013	GAP
4-Chlorotoluene	EPA-8260	U	10	1	UG/KG	10/25/2013	GAP
1,3 Dichlorobenzene	EPA-8260	U	10	1	UG/KG	10/25/2013	GAP



CERTIFICATE OF ANALYSIS

CLIENT:	Stratum Group	DATE:	10/31/2013
	P.O. Box 2546	ALS JOB#:	EV13100176
	Bellingham, WA 98227	ALS SAMPLE#:	EV13100176-08
CLIENT CONTACT:	Kim Ninnemann	DATE RECEIVED:	10/24/2013
CLIENT PROJECT:	View Ridge Plaza	COLLECTION DATE:	10/24/2013 12:25:00 PM
CLIENT SAMPLE ID	B3-13	WDOE ACCREDITATION:	C601

SAMPLE DATA RESULTS

ANALYTE	METHOD	RESULTS	REPORTING LIMITS	DILUTION FACTOR	UNITS	ANALYSIS DATE	ANALYSIS BY
1,4-Dichlorobenzene	EPA-8260	U	10	1	UG/KG	10/25/2013	GAP
1,2-Dichlorobenzene	EPA-8260	U	10	1	UG/KG	10/25/2013	GAP
1,2-Dibromo 3-Chloropropane	EPA-8260	U	50	1	UG/KG	10/25/2013	GAP
1,2,4-Trichlorobenzene	EPA-8260	U	10	1	UG/KG	10/25/2013	GAP
Hexachlorobutadiene	EPA-8260	U	10	1	UG/KG	10/25/2013	GAP
1,2,3-Trichlorobenzene	EPA-8260	U	10	1	UG/KG	10/25/2013	GAP

SURROGATE	METHOD	%REC	ANALYSIS DATE	ANALYSIS BY
1,2-Dichloroethane-d4	EPA-8260	90.0	10/25/2013	GAP
4-Bromofluorobenzene	EPA-8260	161 GS1	10/25/2013	GAP

U - Analyte analyzed for but not detected at level above reporting limit.
 GS1 - Surrogate outside of control limits due to matrix effect.



CERTIFICATE OF ANALYSIS

CLIENT:	Stratum Group	DATE:	10/31/2013
	P.O. Box 2546	ALS JOB#:	EV13100176
	Bellingham, WA 98227	ALS SAMPLE#:	EV13100176-09
CLIENT CONTACT:	Kim Ninnemann	DATE RECEIVED:	10/24/2013
CLIENT PROJECT:	View Ridge Plaza	COLLECTION DATE:	10/24/2013 1:05:00 PM
CLIENT SAMPLE ID	B4-7	WDOE ACCREDITATION:	C601

SAMPLE DATA RESULTS

ANALYTE	METHOD	RESULTS	REPORTING LIMITS	DILUTION FACTOR	UNITS	ANALYSIS DATE	ANALYSIS BY
Dichlorodifluoromethane	EPA-8260	U	10	1	UG/KG	10/25/2013	GAP
Chloromethane	EPA-8260	U	10	1	UG/KG	10/25/2013	GAP
Vinyl Chloride	EPA-8260	U	10	1	UG/KG	10/25/2013	GAP
Bromomethane	EPA-8260	U	10	1	UG/KG	10/25/2013	GAP
Chloroethane	EPA-8260	U	10	1	UG/KG	10/25/2013	GAP
Carbon Tetrachloride	EPA-8260	U	10	1	UG/KG	10/25/2013	GAP
Trichlorofluoromethane	EPA-8260	U	10	1	UG/KG	10/25/2013	GAP
1,1-Dichloroethene	EPA-8260	U	10	1	UG/KG	10/25/2013	GAP
Methylene Chloride	EPA-8260	U	20	1	UG/KG	10/25/2013	GAP
Trans-1,2-Dichloroethene	EPA-8260	U	10	1	UG/KG	10/25/2013	GAP
1,1-Dichloroethane	EPA-8260	U	10	1	UG/KG	10/25/2013	GAP
Cis-1,2-Dichloroethene	EPA-8260	U	10	1	UG/KG	10/25/2013	GAP
2,2-Dichloropropane	EPA-8260	U	10	1	UG/KG	10/25/2013	GAP
Bromochloromethane	EPA-8260	U	10	1	UG/KG	10/25/2013	GAP
Chloroform	EPA-8260	U	10	1	UG/KG	10/25/2013	GAP
1,1,1-Trichloroethane	EPA-8260	U	10	1	UG/KG	10/25/2013	GAP
1,1-Dichloropropene	EPA-8260	U	10	1	UG/KG	10/25/2013	GAP
1,2-Dichloroethane	EPA-8260	U	10	1	UG/KG	10/25/2013	GAP
Trichloroethene	EPA-8260	U	10	1	UG/KG	10/25/2013	GAP
1,2-Dichloropropane	EPA-8260	U	10	1	UG/KG	10/25/2013	GAP
Dibromomethane	EPA-8260	U	10	1	UG/KG	10/25/2013	GAP
Bromodichloromethane	EPA-8260	U	10	1	UG/KG	10/25/2013	GAP
Trans-1,3-Dichloropropene	EPA-8260	U	10	1	UG/KG	10/25/2013	GAP
Cis-1,3-Dichloropropene	EPA-8260	U	10	1	UG/KG	10/25/2013	GAP
1,1,2-Trichloroethane	EPA-8260	U	10	1	UG/KG	10/25/2013	GAP
1,3-Dichloropropane	EPA-8260	U	10	1	UG/KG	10/25/2013	GAP
Tetrachloroethylene	EPA-8260	U	10	1	UG/KG	10/25/2013	GAP
Dibromochloromethane	EPA-8260	U	10	1	UG/KG	10/25/2013	GAP
1,2-Dibromoethane	EPA-8260	U	5.0	1	UG/KG	10/25/2013	GAP
Chlorobenzene	EPA-8260	U	10	1	UG/KG	10/25/2013	GAP
1,1,1,2-Tetrachloroethane	EPA-8260	U	10	1	UG/KG	10/25/2013	GAP
Bromoform	EPA-8260	U	10	1	UG/KG	10/25/2013	GAP
1,1,2,2-Tetrachloroethane	EPA-8260	U	10	1	UG/KG	10/25/2013	GAP
1,2,3-Trichloropropane	EPA-8260	U	10	1	UG/KG	10/25/2013	GAP
Bromobenzene	EPA-8260	U	10	1	UG/KG	10/25/2013	GAP
2-Chlorotoluene	EPA-8260	U	10	1	UG/KG	10/25/2013	GAP
4-Chlorotoluene	EPA-8260	U	10	1	UG/KG	10/25/2013	GAP
1,3 Dichlorobenzene	EPA-8260	U	10	1	UG/KG	10/25/2013	GAP



CERTIFICATE OF ANALYSIS

CLIENT:	Stratum Group P.O. Box 2546 Bellingham, WA 98227	DATE:	10/31/2013
CLIENT CONTACT:	Kim Ninnemann	ALS JOB#:	EV13100176
CLIENT PROJECT:	View Ridge Plaza	ALS SAMPLE#:	EV13100176-09
CLIENT SAMPLE ID	B4-7	DATE RECEIVED:	10/24/2013
		COLLECTION DATE:	10/24/2013 1:05:00 PM
		WDOE ACCREDITATION:	C601

SAMPLE DATA RESULTS

ANALYTE	METHOD	RESULTS	REPORTING LIMITS	DILUTION FACTOR	UNITS	ANALYSIS DATE	ANALYSIS BY
1,4-Dichlorobenzene	EPA-8260	U	10	1	UG/KG	10/25/2013	GAP
1,2-Dichlorobenzene	EPA-8260	U	10	1	UG/KG	10/25/2013	GAP
1,2-Dibromo 3-Chloropropane	EPA-8260	U	50	1	UG/KG	10/25/2013	GAP
1,2,4-Trichlorobenzene	EPA-8260	U	10	1	UG/KG	10/25/2013	GAP
Hexachlorobutadiene	EPA-8260	U	10	1	UG/KG	10/25/2013	GAP
1,2,3-Trichlorobenzene	EPA-8260	U	10	1	UG/KG	10/25/2013	GAP

SURROGATE	METHOD	%REC	ANALYSIS DATE	ANALYSIS BY
1,2-Dichloroethane-d4	EPA-8260	103	10/25/2013	GAP
4-Bromofluorobenzene	EPA-8260	112	10/25/2013	GAP

U - Analyte analyzed for but not detected at level above reporting limit.



CERTIFICATE OF ANALYSIS

CLIENT:	Stratum Group	DATE:	10/31/2013
	P.O. Box 2546	ALS JOB#:	EV13100176
	Bellingham, WA 98227	ALS SAMPLE#:	EV13100176-10
CLIENT CONTACT:	Kim Ninnemann	DATE RECEIVED:	10/24/2013
CLIENT PROJECT:	View Ridge Plaza	COLLECTION DATE:	10/24/2013 10:30:00 AM
CLIENT SAMPLE ID	B1-W	WDOE ACCREDITATION:	C601

SAMPLE DATA RESULTS

ANALYTE	METHOD	RESULTS	REPORTING LIMITS	DILUTION FACTOR	UNITS	ANALYSIS DATE	ANALYSIS BY
Dichlorodifluoromethane	EPA-8260	U	2.0	1	UG/L	10/30/2013	GAP
Chloromethane	EPA-8260	U	2.0	1	UG/L	10/30/2013	GAP
Vinyl Chloride	EPA-8260	0.67	0.20	1	UG/L	10/30/2013	GAP
Bromomethane	EPA-8260	U	2.0	1	UG/L	10/30/2013	GAP
Chloroethane	EPA-8260	U	2.0	1	UG/L	10/30/2013	GAP
Carbon Tetrachloride	EPA-8260	U	2.0	1	UG/L	10/30/2013	GAP
Trichlorofluoromethane	EPA-8260	U	2.0	1	UG/L	10/30/2013	GAP
1,1-Dichloroethene	EPA-8260	U	2.0	1	UG/L	10/30/2013	GAP
Methylene Chloride	EPA-8260	U	5.0	1	UG/L	10/30/2013	GAP
Trans-1,2-Dichloroethene	EPA-8260	U	2.0	1	UG/L	10/30/2013	GAP
1,1-Dichloroethane	EPA-8260	U	2.0	1	UG/L	10/30/2013	GAP
Cis-1,2-Dichloroethene	EPA-8260	U	2.0	1	UG/L	10/30/2013	GAP
2,2-Dichloropropane	EPA-8260	U	2.0	1	UG/L	10/30/2013	GAP
Bromochloromethane	EPA-8260	U	2.0	1	UG/L	10/30/2013	GAP
Chloroform	EPA-8260	U	2.0	1	UG/L	10/30/2013	GAP
1,1,1-Trichloroethane	EPA-8260	U	2.0	1	UG/L	10/30/2013	GAP
1,1-Dichloropropene	EPA-8260	U	2.0	1	UG/L	10/30/2013	GAP
1,2-Dichloroethane	EPA-8260	U	2.0	1	UG/L	10/30/2013	GAP
Trichloroethene	EPA-8260	U	2.0	1	UG/L	10/30/2013	GAP
1,2-Dichloropropane	EPA-8260	U	2.0	1	UG/L	10/30/2013	GAP
Dibromomethane	EPA-8260	U	2.0	1	UG/L	10/30/2013	GAP
Bromodichloromethane	EPA-8260	U	2.0	1	UG/L	10/30/2013	GAP
Trans-1,3-Dichloropropene	EPA-8260	U	2.0	1	UG/L	10/30/2013	GAP
Cis-1,3-Dichloropropene	EPA-8260	U	2.0	1	UG/L	10/30/2013	GAP
1,1,2-Trichloroethane	EPA-8260	U	2.0	1	UG/L	10/30/2013	GAP
1,3-Dichloropropane	EPA-8260	U	2.0	1	UG/L	10/30/2013	GAP
Tetrachloroethylene	EPA-8260	U	2.0	1	UG/L	10/30/2013	GAP
Dibromochloromethane	EPA-8260	U	2.0	1	UG/L	10/30/2013	GAP
1,2-Dibromoethane	EPA-8260	U	0.010	1	UG/L	10/30/2013	GAP
Chlorobenzene	EPA-8260	U	2.0	1	UG/L	10/30/2013	GAP
1,1,1,2-Tetrachloroethane	EPA-8260	U	2.0	1	UG/L	10/30/2013	GAP
Bromoform	EPA-8260	U	2.0	1	UG/L	10/30/2013	GAP
1,1,2,2-Tetrachloroethane	EPA-8260	U	2.0	1	UG/L	10/30/2013	GAP
1,2,3-Trichloropropane	EPA-8260	U	2.0	1	UG/L	10/30/2013	GAP
Bromobenzene	EPA-8260	U	2.0	1	UG/L	10/30/2013	GAP
2-Chlorotoluene	EPA-8260	U	2.0	1	UG/L	10/30/2013	GAP
4-Chlorotoluene	EPA-8260	U	2.0	1	UG/L	10/30/2013	GAP
1,3 Dichlorobenzene	EPA-8260	U	2.0	1	UG/L	10/30/2013	GAP



CERTIFICATE OF ANALYSIS

CLIENT:	Stratum Group	DATE:	10/31/2013
	P.O. Box 2546	ALS JOB#:	EV13100176
	Bellingham, WA 98227	ALS SAMPLE#:	EV13100176-10
CLIENT CONTACT:	Kim Ninnemann	DATE RECEIVED:	10/24/2013
CLIENT PROJECT:	View Ridge Plaza	COLLECTION DATE:	10/24/2013 10:30:00 AM
CLIENT SAMPLE ID	B1-W	WDOE ACCREDITATION:	C601

SAMPLE DATA RESULTS

ANALYTE	METHOD	RESULTS	REPORTING LIMITS	DILUTION FACTOR	UNITS	ANALYSIS DATE	ANALYSIS BY
1,4-Dichlorobenzene	EPA-8260	U	2.0	1	UG/L	10/30/2013	GAP
1,2-Dichlorobenzene	EPA-8260	U	2.0	1	UG/L	10/30/2013	GAP
1,2-Dibromo 3-Chloropropane	EPA-8260	U	10	1	UG/L	10/30/2013	GAP
1,2,4-Trichlorobenzene	EPA-8260	U	2.0	1	UG/L	10/30/2013	GAP
Hexachlorobutadiene	EPA-8260	U	2.0	1	UG/L	10/30/2013	GAP
1,2,3-Trichlorobenzene	EPA-8260	U	2.0	1	UG/L	10/30/2013	GAP

SURROGATE	METHOD	%REC	ANALYSIS DATE	ANALYSIS BY
1,2-Dichloroethane-d4	EPA-8260	97.1	10/30/2013	GAP
4-Bromofluorobenzene	EPA-8260	90.2	10/30/2013	GAP

U - Analyte analyzed for but not detected at level above reporting limit.



CERTIFICATE OF ANALYSIS

CLIENT:	Stratum Group P.O. Box 2546 Bellingham, WA 98227	DATE:	10/31/2013
CLIENT CONTACT:	Kim Ninnemann	ALS JOB#:	EV13100176
CLIENT PROJECT:	View Ridge Plaza	ALS SAMPLE#:	EV13100176-11
CLIENT SAMPLE ID	B4-W	DATE RECEIVED:	10/24/2013
		COLLECTION DATE:	10/24/2013 1:20:00 PM
		WDOE ACCREDITATION:	C601

SAMPLE DATA RESULTS

ANALYTE	METHOD	RESULTS	REPORTING	DILUTION	UNITS	ANALYSIS	ANALYSIS
			LIMITS	FACTOR		DATE	BY
Dichlorodifluoromethane	EPA-8260	U	2.0	1	UG/L	10/30/2013	GAP
Chloromethane	EPA-8260	U	2.0	1	UG/L	10/30/2013	GAP
Vinyl Chloride	EPA-8260	0.98	0.20	1	UG/L	10/30/2013	GAP
Bromomethane	EPA-8260	U	2.0	1	UG/L	10/30/2013	GAP
Chloroethane	EPA-8260	U	2.0	1	UG/L	10/30/2013	GAP
Carbon Tetrachloride	EPA-8260	U	2.0	1	UG/L	10/30/2013	GAP
Trichlorofluoromethane	EPA-8260	U	2.0	1	UG/L	10/30/2013	GAP
1,1-Dichloroethene	EPA-8260	U	2.0	1	UG/L	10/30/2013	GAP
Methylene Chloride	EPA-8260	U	5.0	1	UG/L	10/30/2013	GAP
Trans-1,2-Dichloroethene	EPA-8260	U	2.0	1	UG/L	10/30/2013	GAP
1,1-Dichloroethane	EPA-8260	U	2.0	1	UG/L	10/30/2013	GAP
Cis-1,2-Dichloroethene	EPA-8260	U	2.0	1	UG/L	10/30/2013	GAP
2,2-Dichloropropane	EPA-8260	U	2.0	1	UG/L	10/30/2013	GAP
Bromochloromethane	EPA-8260	U	2.0	1	UG/L	10/30/2013	GAP
Chloroform	EPA-8260	U	2.0	1	UG/L	10/30/2013	GAP
1,1,1-Trichloroethane	EPA-8260	U	2.0	1	UG/L	10/30/2013	GAP
1,1-Dichloropropene	EPA-8260	U	2.0	1	UG/L	10/30/2013	GAP
1,2-Dichloroethane	EPA-8260	U	2.0	1	UG/L	10/30/2013	GAP
Trichloroethene	EPA-8260	U	2.0	1	UG/L	10/30/2013	GAP
1,2-Dichloropropane	EPA-8260	U	2.0	1	UG/L	10/30/2013	GAP
Dibromomethane	EPA-8260	U	2.0	1	UG/L	10/30/2013	GAP
Bromodichloromethane	EPA-8260	U	2.0	1	UG/L	10/30/2013	GAP
Trans-1,3-Dichloropropene	EPA-8260	U	2.0	1	UG/L	10/30/2013	GAP
Cis-1,3-Dichloropropene	EPA-8260	U	2.0	1	UG/L	10/30/2013	GAP
1,1,2-Trichloroethane	EPA-8260	U	2.0	1	UG/L	10/30/2013	GAP
1,3-Dichloropropane	EPA-8260	U	2.0	1	UG/L	10/30/2013	GAP
Tetrachloroethylene	EPA-8260	U	2.0	1	UG/L	10/30/2013	GAP
Dibromochloromethane	EPA-8260	U	2.0	1	UG/L	10/30/2013	GAP
1,2-Dibromoethane	EPA-8260	U	0.010	1	UG/L	10/30/2013	GAP
Chlorobenzene	EPA-8260	U	2.0	1	UG/L	10/30/2013	GAP
1,1,1,2-Tetrachloroethane	EPA-8260	U	2.0	1	UG/L	10/30/2013	GAP
Bromoform	EPA-8260	U	2.0	1	UG/L	10/30/2013	GAP
1,1,2,2-Tetrachloroethane	EPA-8260	U	2.0	1	UG/L	10/30/2013	GAP
1,2,3-Trichloropropane	EPA-8260	U	2.0	1	UG/L	10/30/2013	GAP
Bromobenzene	EPA-8260	U	2.0	1	UG/L	10/30/2013	GAP
2-Chlorotoluene	EPA-8260	U	2.0	1	UG/L	10/30/2013	GAP
4-Chlorotoluene	EPA-8260	U	2.0	1	UG/L	10/30/2013	GAP
1,3 Dichlorobenzene	EPA-8260	U	2.0	1	UG/L	10/30/2013	GAP



CERTIFICATE OF ANALYSIS

CLIENT:	Stratum Group	DATE:	10/31/2013
	P.O. Box 2546	ALS JOB#:	EV13100176
	Bellingham, WA 98227	ALS SAMPLE#:	EV13100176-11
CLIENT CONTACT:	Kim Ninnemann	DATE RECEIVED:	10/24/2013
CLIENT PROJECT:	View Ridge Plaza	COLLECTION DATE:	10/24/2013 1:20:00 PM
CLIENT SAMPLE ID	B4-W	WDOE ACCREDITATION:	C601

SAMPLE DATA RESULTS

ANALYTE	METHOD	RESULTS	REPORTING LIMITS	DILUTION FACTOR	UNITS	ANALYSIS DATE	ANALYSIS BY
1,4-Dichlorobenzene	EPA-8260	U	2.0	1	UG/L	10/30/2013	GAP
1,2-Dichlorobenzene	EPA-8260	U	2.0	1	UG/L	10/30/2013	GAP
1,2-Dibromo 3-Chloropropane	EPA-8260	U	10	1	UG/L	10/30/2013	GAP
1,2,4-Trichlorobenzene	EPA-8260	U	2.0	1	UG/L	10/30/2013	GAP
Hexachlorobutadiene	EPA-8260	U	2.0	1	UG/L	10/30/2013	GAP
1,2,3-Trichlorobenzene	EPA-8260	U	2.0	1	UG/L	10/30/2013	GAP

SURROGATE	METHOD	%REC	ANALYSIS DATE	ANALYSIS BY
1,2-Dichloroethane-d4	EPA-8260	100	10/30/2013	GAP
4-Bromofluorobenzene	EPA-8260	92.8	10/30/2013	GAP

U - Analyte analyzed for but not detected at level above reporting limit.



CERTIFICATE OF ANALYSIS

CLIENT: Stratum Group
P.O. Box 2546
Bellingham, WA 98227

CLIENT CONTACT: Kim Ninnemann
CLIENT PROJECT: View Ridge Plaza
CLIENT SAMPLE ID: B5-W

DATE: 10/31/2013
ALS JOB#: EV13100176
ALS SAMPLE#: EV13100176-12
DATE RECEIVED: 10/24/2013
COLLECTION DATE: 10/24/2013 2:05:00 PM
WDOE ACCREDITATION: C601

SAMPLE DATA RESULTS

ANALYTE	METHOD	RESULTS	REPORTING LIMITS	DILUTION FACTOR	UNITS	ANALYSIS DATE	ANALYSIS BY
Dichlorodifluoromethane	EPA-8260	U	2.0	1	UG/L	10/30/2013	GAP
Chloromethane	EPA-8260	U	2.0	1	UG/L	10/30/2013	GAP
Vinyl Chloride	EPA-8260	0.28	0.20	1	UG/L	10/30/2013	GAP
Bromomethane	EPA-8260	U	2.0	1	UG/L	10/30/2013	GAP
Chloroethane	EPA-8260	U	2.0	1	UG/L	10/30/2013	GAP
Carbon Tetrachloride	EPA-8260	U	2.0	1	UG/L	10/30/2013	GAP
Trichlorofluoromethane	EPA-8260	U	2.0	1	UG/L	10/30/2013	GAP
1,1-Dichloroethene	EPA-8260	U	2.0	1	UG/L	10/30/2013	GAP
Methylene Chloride	EPA-8260	U	5.0	1	UG/L	10/30/2013	GAP
Trans-1,2-Dichloroethene	EPA-8260	U	2.0	1	UG/L	10/30/2013	GAP
1,1-Dichloroethane	EPA-8260	U	2.0	1	UG/L	10/30/2013	GAP
Cis-1,2-Dichloroethene	EPA-8260	U	2.0	1	UG/L	10/30/2013	GAP
2,2-Dichloropropane	EPA-8260	U	2.0	1	UG/L	10/30/2013	GAP
Bromochloromethane	EPA-8260	U	2.0	1	UG/L	10/30/2013	GAP
Chloroform	EPA-8260	U	2.0	1	UG/L	10/30/2013	GAP
1,1,1-Trichloroethane	EPA-8260	U	2.0	1	UG/L	10/30/2013	GAP
1,1-Dichloropropene	EPA-8260	U	2.0	1	UG/L	10/30/2013	GAP
1,2-Dichloroethane	EPA-8260	U	2.0	1	UG/L	10/30/2013	GAP
Trichloroethene	EPA-8260	U	2.0	1	UG/L	10/30/2013	GAP
1,2-Dichloropropane	EPA-8260	U	2.0	1	UG/L	10/30/2013	GAP
Dibromomethane	EPA-8260	U	2.0	1	UG/L	10/30/2013	GAP
Bromodichloromethane	EPA-8260	U	2.0	1	UG/L	10/30/2013	GAP
Trans-1,3-Dichloropropene	EPA-8260	U	2.0	1	UG/L	10/30/2013	GAP
Cis-1,3-Dichloropropene	EPA-8260	U	2.0	1	UG/L	10/30/2013	GAP
1,1,2-Trichloroethane	EPA-8260	U	2.0	1	UG/L	10/30/2013	GAP
1,3-Dichloropropane	EPA-8260	U	2.0	1	UG/L	10/30/2013	GAP
Tetrachloroethylene	EPA-8260	U	2.0	1	UG/L	10/30/2013	GAP
Dibromochloromethane	EPA-8260	U	2.0	1	UG/L	10/30/2013	GAP
1,2-Dibromoethane	EPA-8260	U	0.010	1	UG/L	10/30/2013	GAP
Chlorobenzene	EPA-8260	U	2.0	1	UG/L	10/30/2013	GAP
1,1,1,2-Tetrachloroethane	EPA-8260	U	2.0	1	UG/L	10/30/2013	GAP
Bromoform	EPA-8260	U	2.0	1	UG/L	10/30/2013	GAP
1,1,2,2-Tetrachloroethane	EPA-8260	U	2.0	1	UG/L	10/30/2013	GAP
1,2,3-Trichloropropane	EPA-8260	U	2.0	1	UG/L	10/30/2013	GAP
Bromobenzene	EPA-8260	U	2.0	1	UG/L	10/30/2013	GAP
2-Chlorotoluene	EPA-8260	U	2.0	1	UG/L	10/30/2013	GAP
4-Chlorotoluene	EPA-8260	U	2.0	1	UG/L	10/30/2013	GAP
1,3 Dichlorobenzene	EPA-8260	U	2.0	1	UG/L	10/30/2013	GAP



CERTIFICATE OF ANALYSIS

CLIENT:	Stratum Group	DATE:	10/31/2013
	P.O. Box 2546	ALS JOB#:	EV13100176
	Bellingham, WA 98227	ALS SAMPLE#:	EV13100176-12
CLIENT CONTACT:	Kim Ninnemann	DATE RECEIVED:	10/24/2013
CLIENT PROJECT:	View Ridge Plaza	COLLECTION DATE:	10/24/2013 2:05:00 PM
CLIENT SAMPLE ID	B5-W	WDOE ACCREDITATION:	C601

SAMPLE DATA RESULTS

ANALYTE	METHOD	RESULTS	REPORTING LIMITS	DILUTION FACTOR	UNITS	ANALYSIS DATE	ANALYSIS BY
1,4-Dichlorobenzene	EPA-8260	U	2.0	1	UG/L	10/30/2013	GAP
1,2-Dichlorobenzene	EPA-8260	U	2.0	1	UG/L	10/30/2013	GAP
1,2-Dibromo 3-Chloropropane	EPA-8260	U	10	1	UG/L	10/30/2013	GAP
1,2,4-Trichlorobenzene	EPA-8260	U	2.0	1	UG/L	10/30/2013	GAP
Hexachlorobutadiene	EPA-8260	U	2.0	1	UG/L	10/30/2013	GAP
1,2,3-Trichlorobenzene	EPA-8260	U	2.0	1	UG/L	10/30/2013	GAP

SURROGATE	METHOD	%REC	ANALYSIS DATE	ANALYSIS BY
1,2-Dichloroethane-d4	EPA-8260	97.1	10/30/2013	GAP
4-Bromofluorobenzene	EPA-8260	94.6	10/30/2013	GAP

U - Analyte analyzed for but not detected at level above reporting limit.



CERTIFICATE OF ANALYSIS

CLIENT: Stratum Group DATE: 10/31/2013
 P.O. Box 2546 ALS SDG#: EV13100176
 Bellingham, WA 98227 WDOE ACCREDITATION: C601

CLIENT CONTACT: Kim Ninnemann
 CLIENT PROJECT: View Ridge Plaza

LABORATORY BLANK RESULTS

MBG-102413W - Batch 7307 - Water by NWTPH-GX

ANALYTE	METHOD	RESULTS	REPORTING LIMITS	DILUTION FACTOR	UNITS	ANALYSIS DATE	ANALYSIS BY
TPH-Volatile Range	NWTPH-GX	U	50	1	UG/L	10/24/2013	DLC

U - Analyte analyzed for but not detected at level above reporting limit.

MB-102413W - Batch 7307 - Water by EPA-8021

ANALYTE	METHOD	RESULTS	REPORTING LIMITS	DILUTION FACTOR	UNITS	ANALYSIS DATE	ANALYSIS BY
Methyl T-Butyl Ether	EPA-8021	U	3.0	1	UG/L	10/24/2013	DLC
Benzene	EPA-8021	U	1.0	1	UG/L	10/24/2013	DLC
Toluene	EPA-8021	U	1.0	1	UG/L	10/24/2013	DLC
Ethylbenzene	EPA-8021	U	1.0	1	UG/L	10/24/2013	DLC
Xylenes	EPA-8021	U	3.0	1	UG/L	10/24/2013	DLC

U - Analyte analyzed for but not detected at level above reporting limit.

MB-102213S - Batch 7302 - Soil by EPA-8260

ANALYTE	METHOD	RESULTS	REPORTING LIMITS	DILUTION FACTOR	UNITS	ANALYSIS DATE	ANALYSIS BY
Dichlorodifluoromethane	EPA-8260	U	10	1	UG/KG	10/22/2013	GAP
Chloromethane	EPA-8260	U	10	1	UG/KG	10/22/2013	GAP
Vinyl Chloride	EPA-8260	U	10	1	UG/KG	10/22/2013	GAP
Bromomethane	EPA-8260	U	10	1	UG/KG	10/22/2013	GAP
Chloroethane	EPA-8260	U	10	1	UG/KG	10/22/2013	GAP
Carbon Tetrachloride	EPA-8260	U	10	1	UG/KG	10/22/2013	GAP
Trichlorofluoromethane	EPA-8260	U	10	1	UG/KG	10/22/2013	GAP
1,1-Dichloroethene	EPA-8260	U	10	1	UG/KG	10/22/2013	GAP
Methylene Chloride	EPA-8260	U	20	1	UG/KG	10/22/2013	GAP
Trans-1,2-Dichloroethene	EPA-8260	U	10	1	UG/KG	10/22/2013	GAP
1,1-Dichloroethane	EPA-8260	U	10	1	UG/KG	10/22/2013	GAP
Cis-1,2-Dichloroethene	EPA-8260	U	10	1	UG/KG	10/22/2013	GAP
2,2-Dichloropropane	EPA-8260	U	10	1	UG/KG	10/22/2013	GAP
Bromochloromethane	EPA-8260	U	10	1	UG/KG	10/22/2013	GAP
Chloroform	EPA-8260	U	10	1	UG/KG	10/22/2013	GAP
1,1,1-Trichloroethane	EPA-8260	U	10	1	UG/KG	10/22/2013	GAP
1,1-Dichloropropene	EPA-8260	U	10	1	UG/KG	10/22/2013	GAP
1,2-Dichloroethane	EPA-8260	U	10	1	UG/KG	10/22/2013	GAP
Trichloroethene	EPA-8260	U	10	1	UG/KG	10/22/2013	GAP
1,2-Dichloropropane	EPA-8260	U	10	1	UG/KG	10/22/2013	GAP
Dibromomethane	EPA-8260	U	10	1	UG/KG	10/22/2013	GAP
Bromodichloromethane	EPA-8260	U	10	1	UG/KG	10/22/2013	GAP



CERTIFICATE OF ANALYSIS

CLIENT:	Stratum Group P.O. Box 2546 Bellingham, WA 98227	DATE:	10/31/2013
CLIENT CONTACT:	Kim Ninnemann	ALS SDG#:	EV13100176
CLIENT PROJECT:	View Ridge Plaza	WDOE ACCREDITATION:	C601

LABORATORY BLANK RESULTS

MB-102213S - Batch 7302 - Soil by EPA-8260

ANALYTE	METHOD	RESULTS	REPORTING LIMITS	DILUTION FACTOR	UNITS	ANALYSIS DATE	ANALYSIS BY
Trans-1,3-Dichloropropene	EPA-8260	U	10	1	UG/KG	10/22/2013	GAP
Toluene	EPA-8260	U	10	1	UG/KG	10/22/2013	GAP
Cis-1,3-Dichloropropene	EPA-8260	U	10	1	UG/KG	10/22/2013	GAP
1,1,2-Trichloroethane	EPA-8260	U	10	1	UG/KG	10/22/2013	GAP
1,3-Dichloropropane	EPA-8260	U	10	1	UG/KG	10/22/2013	GAP
Tetrachloroethylene	EPA-8260	U	10	1	UG/KG	10/22/2013	GAP
Dibromochloromethane	EPA-8260	U	10	1	UG/KG	10/22/2013	GAP
1,2-Dibromoethane	EPA-8260	U	5.0	1	UG/KG	10/22/2013	GAP
Chlorobenzene	EPA-8260	U	10	1	UG/KG	10/22/2013	GAP
1,1,1,2-Tetrachloroethane	EPA-8260	U	10	1	UG/KG	10/22/2013	GAP
Bromoform	EPA-8260	U	10	1	UG/KG	10/22/2013	GAP
1,1,2,2-Tetrachloroethane	EPA-8260	U	10	1	UG/KG	10/22/2013	GAP
1,2,3-Trichloropropane	EPA-8260	U	10	1	UG/KG	10/22/2013	GAP
Bromobenzene	EPA-8260	U	10	1	UG/KG	10/22/2013	GAP
2-Chlorotoluene	EPA-8260	U	10	1	UG/KG	10/22/2013	GAP
4-Chlorotoluene	EPA-8260	U	10	1	UG/KG	10/22/2013	GAP
1,3 Dichlorobenzene	EPA-8260	U	10	1	UG/KG	10/22/2013	GAP
1,4-Dichlorobenzene	EPA-8260	U	10	1	UG/KG	10/22/2013	GAP
1,2-Dichlorobenzene	EPA-8260	U	10	1	UG/KG	10/22/2013	GAP
1,2-Dibromo 3-Chloropropane	EPA-8260	U	50	1	UG/KG	10/22/2013	GAP
1,2,4-Trichlorobenzene	EPA-8260	U	10	1	UG/KG	10/22/2013	GAP
Hexachlorobutadiene	EPA-8260	U	10	1	UG/KG	10/22/2013	GAP
1,2,3-Trichlorobenzene	EPA-8260	U	10	1	UG/KG	10/22/2013	GAP

U - Analyte analyzed for but not detected at level above reporting limit.

MB-103013W - Batch 7321 - Water by EPA-8260

ANALYTE	METHOD	RESULTS	REPORTING LIMITS	DILUTION FACTOR	UNITS	ANALYSIS DATE	ANALYSIS BY
Dichlorodifluoromethane	EPA-8260	U	2.0	1	UG/L	10/30/2013	GAP
Chloromethane	EPA-8260	U	2.0	1	UG/L	10/30/2013	GAP
Vinyl Chloride	EPA-8260	U	0.20	1	UG/L	10/30/2013	GAP
Bromomethane	EPA-8260	U	2.0	1	UG/L	10/30/2013	GAP
Chloroethane	EPA-8260	U	2.0	1	UG/L	10/30/2013	GAP
Carbon Tetrachloride	EPA-8260	U	2.0	1	UG/L	10/30/2013	GAP
Trichlorofluoromethane	EPA-8260	U	2.0	1	UG/L	10/30/2013	GAP
1,1-Dichloroethene	EPA-8260	U	2.0	1	UG/L	10/30/2013	GAP
Methylene Chloride	EPA-8260	U	5.0	1	UG/L	10/30/2013	GAP
Trans-1,2-Dichloroethene	EPA-8260	U	2.0	1	UG/L	10/30/2013	GAP
1,1-Dichloroethane	EPA-8260	U	2.0	1	UG/L	10/30/2013	GAP
Cis-1,2-Dichloroethene	EPA-8260	U	2.0	1	UG/L	10/30/2013	GAP



CERTIFICATE OF ANALYSIS

CLIENT:	Stratum Group	DATE:	10/31/2013
	P.O. Box 2546	ALS SDG#:	EV13100176
	Bellingham, WA 98227	WDOE ACCREDITATION:	C601
CLIENT CONTACT:	Kim Ninnemann		
CLIENT PROJECT:	View Ridge Plaza		

LABORATORY BLANK RESULTS

MB-103013W - Batch 7321 - Water by EPA-8260

2,2-Dichloropropane	EPA-8260	U	2.0	1	UG/L	10/30/2013	GAP
Bromochloromethane	EPA-8260	U	2.0	1	UG/L	10/30/2013	GAP
Chloroform	EPA-8260	U	2.0	1	UG/L	10/30/2013	GAP
1,1,1-Trichloroethane	EPA-8260	U	2.0	1	UG/L	10/30/2013	GAP
1,1-Dichloropropene	EPA-8260	U	2.0	1	UG/L	10/30/2013	GAP
1,2-Dichloroethane	EPA-8260	U	2.0	1	UG/L	10/30/2013	GAP
Trichloroethene	EPA-8260	U	2.0	1	UG/L	10/30/2013	GAP
1,2-Dichloropropane	EPA-8260	U	2.0	1	UG/L	10/30/2013	GAP
Dibromomethane	EPA-8260	U	2.0	1	UG/L	10/30/2013	GAP
Bromodichloromethane	EPA-8260	U	2.0	1	UG/L	10/30/2013	GAP
Trans-1,3-Dichloropropene	EPA-8260	U	2.0	1	UG/L	10/30/2013	GAP
Toluene	EPA-8260	U	2.0	1	UG/L	10/30/2013	GAP
Cis-1,3-Dichloropropene	EPA-8260	U	2.0	1	UG/L	10/30/2013	GAP
1,1,2-Trichloroethane	EPA-8260	U	2.0	1	UG/L	10/30/2013	GAP
1,3-Dichloropropane	EPA-8260	U	2.0	1	UG/L	10/30/2013	GAP
Tetrachloroethylene	EPA-8260	U	2.0	1	UG/L	10/30/2013	GAP
Dibromochloromethane	EPA-8260	U	2.0	1	UG/L	10/30/2013	GAP
1,2-Dibromoethane	EPA-8260	U	0.010	1	UG/L	10/30/2013	GAP
Chlorobenzene	EPA-8260	U	2.0	1	UG/L	10/30/2013	GAP
1,1,1,2-Tetrachloroethane	EPA-8260	U	2.0	1	UG/L	10/30/2013	GAP
Bromoform	EPA-8260	U	2.0	1	UG/L	10/30/2013	GAP
1,1,2,2-Tetrachloroethane	EPA-8260	U	2.0	1	UG/L	10/30/2013	GAP
1,2,3-Trichloropropane	EPA-8260	U	2.0	1	UG/L	10/30/2013	GAP
Bromobenzene	EPA-8260	U	2.0	1	UG/L	10/30/2013	GAP
2-Chlorotoluene	EPA-8260	U	2.0	1	UG/L	10/30/2013	GAP
4-Chlorotoluene	EPA-8260	U	2.0	1	UG/L	10/30/2013	GAP
1,3 Dichlorobenzene	EPA-8260	U	2.0	1	UG/L	10/30/2013	GAP
1,4-Dichlorobenzene	EPA-8260	U	2.0	1	UG/L	10/30/2013	GAP
1,2-Dichlorobenzene	EPA-8260	U	2.0	1	UG/L	10/30/2013	GAP
1,2-Dibromo 3-Chloropropane	EPA-8260	U	10	1	UG/L	10/30/2013	GAP
1,2,4-Trichlorobenzene	EPA-8260	U	2.0	1	UG/L	10/30/2013	GAP
Hexachlorobutadiene	EPA-8260	U	2.0	1	UG/L	10/30/2013	GAP
1,2,3-Trichlorobenzene	EPA-8260	U	2.0	1	UG/L	10/30/2013	GAP

U - Analyte analyzed for but not detected at level above reporting limit.



CERTIFICATE OF ANALYSIS

CLIENT:	Stratum Group	DATE:	10/31/2013
	P.O. Box 2546	ALS SDG#:	EV13100176
	Bellingham, WA 98227	WDOE ACCREDITATION:	C601
CLIENT CONTACT:	Kim Ninnemann		
CLIENT PROJECT:	View Ridge Plaza		

LABORATORY CONTROL SAMPLE RESULTS

ALS Test Batch ID: 7307 - Water by NWTPH-GX

SPIKED COMPOUND	METHOD	%REC	RPD	QUAL	ANALYSIS DATE	ANALYSIS BY
TPH-Volatile Range - BS	NWTPH-GX	68.4			10/24/2013	DLC
TPH-Volatile Range - BSD	NWTPH-GX	70.0	2		10/24/2013	DLC

ALS Test Batch ID: 7307 - Water by EPA-8021

SPIKED COMPOUND	METHOD	%REC	RPD	QUAL	ANALYSIS DATE	ANALYSIS BY
Methyl T-Butyl Ether - BS	EPA-8021	95.6			10/24/2013	DLC
Methyl T-Butyl Ether - BSD	EPA-8021	100	5		10/24/2013	DLC
Benzene - BS	EPA-8021	93.4			10/24/2013	DLC
Benzene - BSD	EPA-8021	98.6	5		10/24/2013	DLC
Toluene - BS	EPA-8021	97.8			10/24/2013	DLC
Toluene - BSD	EPA-8021	102	5		10/24/2013	DLC
Ethylbenzene - BS	EPA-8021	99.4			10/24/2013	DLC
Ethylbenzene - BSD	EPA-8021	104	4		10/24/2013	DLC
Xylenes - BS	EPA-8021	101			10/24/2013	DLC
Xylenes - BSD	EPA-8021	105	5		10/24/2013	DLC

ALS Test Batch ID: 7302 - Soil by EPA-8260

SPIKED COMPOUND	METHOD	%REC	RPD	QUAL	ANALYSIS DATE	ANALYSIS BY
1,1-Dichloroethene - BS	EPA-8260	105			10/22/2013	GAP
1,1-Dichloroethene - BSD	EPA-8260	96.2	8		10/24/2013	GAP
Trichloroethene - BS	EPA-8260	108			10/22/2013	GAP
Trichloroethene - BSD	EPA-8260	118	9		10/24/2013	GAP
Toluene - BS	EPA-8260	88.0			10/22/2013	GAP
Toluene - BSD	EPA-8260	86.0	2		10/24/2013	GAP
Chlorobenzene - BS	EPA-8260	92.8			10/22/2013	GAP
Chlorobenzene - BSD	EPA-8260	88.7	5		10/24/2013	GAP

ALS Test Batch ID: 7321 - Water by EPA-8260

SPIKED COMPOUND	METHOD	%REC	RPD	QUAL	ANALYSIS DATE	ANALYSIS BY
1,1-Dichloroethene - BS	EPA-8260	100			10/30/2013	GAP
1,1-Dichloroethene - BSD	EPA-8260	96.0	4		10/30/2013	GAP
Trichloroethene - BS	EPA-8260	97.6			10/30/2013	GAP
Trichloroethene - BSD	EPA-8260	90.5	8		10/30/2013	GAP
Toluene - BS	EPA-8260	98.6			10/30/2013	GAP
Toluene - BSD	EPA-8260	92.8	6		10/30/2013	GAP



ALS Environmental

CERTIFICATE OF ANALYSIS

CLIENT: Stratum Group
P.O. Box 2546
Bellingham, WA 98227

DATE: 10/31/2013
ALS SDG#: EV13100176
WDOE ACCREDITATION: C601

CLIENT CONTACT: Kim Ninnemann
CLIENT PROJECT: View Ridge Plaza

LABORATORY CONTROL SAMPLE RESULTS

SPIKED COMPOUND	METHOD	%REC	RPD	QUAL	ANALYSIS DATE	ANALYSIS BY
Chlorobenzene - BS	EPA-8260	104			10/30/2013	GAP
Chlorobenzene - BSD	EPA-8260	96.8	7		10/30/2013	GAP

APPROVED BY

Laboratory Director



ALS Environmental
 8620 Holly Drive, Suite 100
 Everett, WA 98208
 Phone (425) 356-2600
 Fax (425) 356-2626
 http://www.alsglobal.com

Chain Of Custody/ Laboratory Analysis Request

ALS Job# (Laboratory Use Only)

EV13100176

Date 10/24/13 Page 1 Of 2

PROJECT ID: <u>View Ridge Plaza</u>					ANALYSIS REQUESTED								OTHER (Specify)				
REPORT TO COMPANY: <u>Stratum Group</u>					NMTPH-HCID NMTPH-DX NMTPH-GX BTEX by EPA-8021 MTBE by EPA-8021 <input type="checkbox"/> EPA-8260 <input type="checkbox"/> Halogenated Volatiles by EPA 8260 Volatile Organic Compounds by EPA 8260 EDB / EDC by EPA 8260 SIM (water) EDB / EDC by EPA 8260 (soil) Semivolatile Organic Compounds by EPA 8270 Polycyclic Aromatic Hydrocarbons (PAH) by EPA-8270 SIM <input type="checkbox"/> PCB <input type="checkbox"/> Pesticides <input type="checkbox"/> by EPA 8081/8082 Metals-MTCA-5 <input type="checkbox"/> RCRA-8 <input type="checkbox"/> Pri Pol <input type="checkbox"/> TAL <input type="checkbox"/> Metals Other (Specify) TCLP-Metals <input type="checkbox"/> VOA <input type="checkbox"/> Semi-Vol <input type="checkbox"/> Pest <input type="checkbox"/> Hefts <input type="checkbox"/>	PROJECT MANAGER: <u>Kim Ninnemann</u>					NUMBER OF CONTAINERS RECEIVED IN GOOD CONDITION?						
ADDRESS: <u>Po Box 2716</u>																	
<u>Bellingham, WA 98227</u>																	
PHONE: <u>360-714-9409</u> FAX: <u>360-715-1740</u>																	
RO. #: <u>View Ridge</u> E-MAIL: <u>stratumgroup@westaffu.net</u>																	
INVOICE TO COMPANY: <u>Everett Masonic Corp</u>																	
ATTENTION: <u>Pat Marlatt</u> <u>patrickmarlatt@comcast.net</u>																	
ADDRESS: <u>234 Olympic Blvd</u>																	
<u>Everett, WA 98203</u>																	
SAMPLE I.D.	DATE	TIME	TYPE	LAB#													
1. MW-A	<u>10/24/13</u>	<u>3:50</u>	<u>H2o</u>	<u>1</u>													2
2. MW-B		<u>3:20</u>	<u>H2o</u>	<u>2</u>													2
3. MW-C		<u>2:50</u>	<u>H2o</u>	<u>3</u>													2
4. B1-4		<u>10:05</u>	<u>Soil</u>	<u>4</u>					X								4
5. B2-9		<u>11:15</u>	<u> </u>	<u>5</u>					X								4
6. B2-2c		<u>11:40</u>	<u> </u>	<u>6</u>					X								4
7. B3-5		<u>12:15</u>	<u> </u>	<u>7</u>					X								3
8. B3-13		<u>12:25</u>	<u> </u>	<u>8</u>					X								3
9. B4-7		<u>1:05</u>	<u> </u>	<u>9</u>					X								3
10. B5 B1-W	↓	<u>10:30</u>	<u>H2O</u>	<u>10</u>					X								2

LABORATORY COPY

SPECIAL INSTRUCTIONS

SIGNATURES (Name, Company, Date, Time):
 1. Relinquished By: Kim Ninnemann - Stratum Group 10/24/13 4:45
 Received By: Shawn Robison ALS 10/24/13 4:45
 2. Relinquished By: _____
 Received By: _____

TURNAROUND REQUESTED in Business Days*

Organic, Metals & Inorganic Analysis

10
Standard

~~5~~

3

2

1

SAME DAY

Fuels & Hydrocarbon Analysis

~~5~~
Standard

3

1

SAME DAY

OTHER: _____

Specify: _____

* Turnaround request less than standard may incur Rush Charges



ALS Environmental
 8620 Holly Drive, Suite 100
 Everett, WA 98208
 Phone (425) 356-2600
 Fax (425) 356-2626
 http://www.alsglobal.com

Chain Of Custody/ Laboratory Analysis Request

ALS Job# _____ (Laboratory Use Only)

E13100176

Date 10/24/13 Page 2 Of 2

PROJECT ID: <u>View Ridge Plaza</u>					ANALYSIS REQUESTED												OTHER (Specify)					
REPORT TO COMPANY: <u>Stratum Group</u>					NWTPH-HCID	NWTPH-DX	NWTPH-GX	BTEX by EPA-8021	MTBE by EPA-8021 <input type="checkbox"/> EPA-8260 <input type="checkbox"/>	Halogenated Volatiles by EPA 8260	Volatile Organic Compounds by EPA 8260	EDB / EDC by EPA 8260 SIM (water)	EDB / EDC by EPA 8260 (soil)	Semivolatile Organic Compounds by EPA 8270	Polycyclic Aromatic Hydrocarbons (PAH) by EPA-8270 SIM <input type="checkbox"/>	PCB <input type="checkbox"/> Pesticides <input type="checkbox"/> by EPA 8081/8082	Metals-MTCA-5 <input type="checkbox"/> RCRA-8 <input type="checkbox"/> Pri Pol <input type="checkbox"/> TAL <input type="checkbox"/>	Metals Other (Specify)	TCLP-Metals <input type="checkbox"/> VOA <input type="checkbox"/> Semi-Vol <input type="checkbox"/> Pest <input type="checkbox"/> Herbs <input type="checkbox"/>	NUMBER OF CONTAINERS	RECEIVED IN GOOD CONDITION?	
PROJECT MANAGER:																						
ADDRESS:																						
PHONE: _____ FAX: _____																						
P.O. #: <u>View Ridge</u> E-MAIL: _____																						
INVOICE TO COMPANY: <u>Everett Masonic Corp</u>																						
ATTENTION:																						
ADDRESS:																						
SAMPLE I.D.	DATE	TIME	TYPE	LAB#																		
1. <u>B4-W</u>	<u>10/24/13</u>	<u>1:20</u>	<u>H₂O</u>	<u>11</u>																	<u>2</u>	
2. <u>B5-W</u>	<u>↓</u>	<u>2:05</u>	<u>H₂O</u>	<u>12</u>																	<u>2</u>	
3.																						
4.																						
5.																						
6.																						
7.																						
8.																						
9.																						
10.																						

LABORATORY COPY

SPECIAL INSTRUCTIONS

SIGNATURES (Name, Company, Date, Time):

1. Relinquished By: Kim Annemore - Stratum Group 10/24/13 4:45

Received By: Shawn Robinson ALS 10/24/13 4:45

2. Relinquished By: _____

Received By: _____

TURNAROUND REQUESTED in Business Days*

Organic, Metals & Inorganic Analysis

10 Standard
 5 Standard
 3 Standard
 2 Standard
 1 Standard
 SAME DAY

Fuels & Hydrocarbon Analysis

5 Standard
 3 Standard
 1 Standard
 SAME DAY

OTHER:

Specify: _____

* Turnaround request less than standard may incur Rush Charges



Stratum Group

BOREHOLE NUMBER
PROJECT
LOCATION
PROJECT NUMBER
LOGGED BY

B1
View Ridge Plaza
220 Olympic Boulevard
9.30.13
Kim Ninnemann


SAMPLE INFORMATION						Depth (ft)	STRATA	DESCRIPTION <small>USCS group name, color, grain size range, minor constituents, plasticity, odor, sheen, moisture content, texture, weathering, cementation, geologic interpretation, etc.</small>
Sample ID	Blow Counts	Sample Depth (ft)	Discoloration	Sheen	Odor			
							GP	2" asphalt with sandy gravel base with minor clay
B1-4		4 to 5	No	No	No	5-	ML	Moist, brown-black-grey SILT with minor sand. Thin black organic layer at 6' depth.
B1-7		6 to 7	No	No	No			10" wet grey SAND
						10-	CL	Dry, grey to tan-grey, compact CLAY
						15-		Boring extended to 15' depth. Perched water bearing layer encountered at 9'.
						20-		
						25-		


DRILLING CONTRACTOR
DRILLING METHOD
SAMPLING EQUIPMENT
DRILLING DATE

ESN
Geoprobe
Stainless spoon and bowl
October 24, 2013

SURFACE ELEVATION
DATUMS

Location Sketch





Stratum Group

BOREHOLE NUMBER
PROJECT
LOCATION
PROJECT NUMBER
LOGGED BY

B2
View Ridge Plaza
220 Olympic Boulevard
9.30.13
Kim Ninnemann


SAMPLE INFORMATION						Depth (ft)	STRATA	DESCRIPTION
Sample ID	Blow Counts	Sample Depth (ft)	Discoloration	Sheen	Odor			
						5-	GP	3" asphalt with sandy gravel base
							ML	Damp, brown to grey compact sandy SILT
B2-9		8 to 9	No	No	No			
						10-	ML/ CL	Dense, grey to tan, dry to damp sandy CLAY that grades to clayey SILT. 4" of very fine, wet SAND at 9' depth.
						15-	CL	Dry, dense grey CLAY
B2-20		19 to 20	No	No	No	20-		Boring extended to 20' depth. No groundwater encountered.
						25-		


DRILLING CONTRACTOR
DRILLING METHOD
SAMPLING EQUIPMENT
DRILLING DATE

SURFACE ELEVATION
DATUMS

ESN
Geoprobe
Stainless spoon and bowl
October 24, 2013

Location Sketch





Stratum Group

BOREHOLE NUMBER
PROJECT
LOCATION
PROJECT NUMBER
LOGGED BY

B3
View Ridge Plaza
220 Olympic Boulevard
9.30.13
Kim Ninnemann


SAMPLE INFORMATION						Depth (ft)	STRATA	DESCRIPTION <small>USCS group name, color, grain size range, minor constituents, plasticity, odor, sheen, moisture content, texture, weathering, cementation, geologic interpretation, etc.</small>
Sample ID	Blow Counts	Sample Depth (ft)	Discoloration	Sheen	Odor			
						5	GP	2" asphalt with sandy gravel base. Sample was wet in bottom 2" of fill.
B3-5		4 to 5	No	No	No		CL	Moist, grey CLAY with minor sand and wood
							SP	Moist, grey silty SAND
						10	ML/ CL	Dry tan SILT/CLAY with some mottling at ~10'
B3-13		13 to 14	No	No	No	15	SW	4" Moist grey fine SAND
							CL	Dry dense grey CLAY
						20		Boring extended to 20' depth. No groundwater encountered.
						25		


DRILLING CONTRACTOR
DRILLING METHOD
SAMPLING EQUIPMENT
DRILLING DATE

SURFACE ELEVATION
DATUMS

ESN
Geoprobe
Stainless spoon and bowl
October 24, 2013

Location Sketch





Stratum Group

BOREHOLE NUMBER
PROJECT
LOCATION
PROJECT NUMBER
LOGGED BY

B4
View Ridge Plaza
220 Olympic Boulevard
9.30.13
Kim Ninnemann


SAMPLE INFORMATION						Depth (ft)	STRATA	DESCRIPTION <small>USCS group name, color, grain size range, minor constituents, plasticity, odor, sheen, moisture content, texture, weathering, cementation, geologic interpretation, etc.</small>
Sample ID	Blow Counts	Sample Depth (ft)	Discoloration	Sheen	Odor			
							GP	2" asphalt with sandy gravel base with minor clay
						5-	ML	Moist, dark brown to grey sandy SILT with some organics and one rock
							CL	Moist soft dark grey CLAY
B4-7		7 to 8	No	No	No		SW	Wet light to dark grey fine SAND
						10-		Dry compact grey CLAY
								Boring extended to 10' depth. Perched water bearing layer encountered at 9'.
						15-		
						20-		
						25-		

DRILLING CONTRACTOR
DRILLING METHOD
SAMPLING EQUIPMENT
DRILLING DATE

ESN
Geoprobe
Stainless spoon and bowl
October 24, 2013

SURFACE ELEVATION
DATUMS

Location Sketch





Stratum Group

BOREHOLE NUMBER
PROJECT
LOCATION
PROJECT NUMBER
LOGGED BY

B5
View Ridge Plaza
220 Olympic Boulevard
9.30.13
Kim Ninnemann

SAMPLE INFORMATION						Depth (ft)	STRATA	DESCRIPTION <small>USCS group name, color, grain size range, minor constituents, plasticity, odor, sheen, moisture content, texture, weathering, cementation, geologic interpretation, etc.</small>
Sample ID	Blow Counts	Sample Depth (ft)	Discoloration	Sheen	Odor			
						5-	GP	2" asphalt with sandy gravel base
							ML/ SP	Brown to grey moist sandy SILT to silty SAND. Soil becomes wet toward 8' depth.
						10-	ML	Damp compact tan to grey SILT Boring extended to 10' depth. Perched water bearing layer encountered at 8-9'.
						15-		
						20-		
						25-		

DRILLING CONTRACTOR	ESN
DRILLING METHOD	Geoprobe
SAMPLING EQUIPMENT	Stainless spoon and bowl
DRILLING DATE	October 24, 2013
SURFACE ELEVATION	
DATUMS	

Location Sketch

Not to Scale

Attachment B
Boring and Well Construction Logs


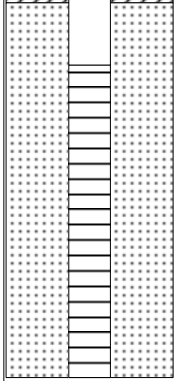


SITE ADDRESS 220 Olympic Blvd. Everett, WA		CLIENT: Pivotal Solutions	CASING MATERIAL AND SIZE: 3/4" PVC
DRILLING CONTRACTOR: Cascade Drilling Inc.		PROJECT #: 67001	SCREEN SIZE: 0.010"
DRILLING EQUIPMENT: Geoprobe 6600 Truck		DATE: 10/15/14	SCREEN INTERVAL: 0'-15'
DRILLING METHOD: Direct-Push Technology		GROUND SURFACE ELEV. FT AMSL:	FILTER PACK: Native
LOGGED BY: M. Busbee	BOREHOLE SIZE: 2"	TOTAL DEPTH: 15'	FILTER PACK INTERVAL: 0'-15'

Depth (feet)	USCS	Description USCS name; Color; Moisture; Density; Plasticity; Dilatency; EPI description; Other	Interval & % Recovery	PID (ppm)	Sample	Well Construction
0	SM	SILTY SAND; brown; moist; mostly coarse sand with some silt; odor	80	0		<p>Temporary well with screen from 0'-15'</p>
2	GM	SILTY GRAVEL; brown; wet; mostly fine gravel with some silt; no odor				
4	ML	SILT; gray; dry; stiff; mostly silt; slight odor	0	SB-1:5		
6	ML					
8	SM	SILTY SAND; gray; wet; mostly fine sand with some silt	100	0		
8	ML	SILT; brown; dry; silt; no odor				
10	ML	SILT; gray; dry; silt; no odor	0	SB-1:10		
12			100			
14						
15		End of Borehole	0	SB-1:15; SB-1:RGW		
16						
18						
20						


NOTES:

SITE ADDRESS 220 Olympic Blvd. Everett, WA		CLIENT: Pivotal Solutions	CASING MATERIAL AND SIZE: 3/4" PVC
DRILLING CONTRACTOR: Cascade Drilling Inc.		PROJECT #: 67001	SCREEN SIZE: 0.010"
DRILLING EQUIPMENT: Geoprobe 6600 Truck		DATE: 10/15/14	SCREEN INTERVAL: 5'-10'
DRILLING METHOD: Direct-Push Technology		GROUND SURFACE ELEV. FT AMSL:	FILTER PACK: 10-20 Sand
LOGGED BY: M. Busbee	BOREHOLE SIZE: 2"	TOTAL DEPTH: 10'	FILTER PACK INTERVAL: 4'-10'

Depth (feet)	USCS	Description USCS name; Color; Moisture; Density; Plasticity; Dilatency; EPI description; Other	Interval & % Recovery	PID (ppm)	Sample	Well Construction
0	SW	WELL-GRADED SAND WITH GRAVEL; brown; dry; mostly fine-medium sand with some fine gravel; moist at 3.5'; slight odor	70	0	SB-2:2	 <p>Flush Monument 3/4" PVC casing Hydrated bentonite chips</p>
2	ML	SILT; gray; moist; silt; slight odor;				
4	GM	SILTY GRAVEL; gray; wet; fine gravel with some silt; no odor	100	0	SB-2:5	 <p>10-20 Sand</p> <p>3/4" PVC 0.010" slot prepack well screen</p>
6	SP	POORLY-GRADED SAND; gray; wet; fine sand with minor silt				
8	ML	SILT; brown; dry; silt				
10		End of Borehole		0	SB-2:10	
12						
14						
16						
18						
20						

NOTES:

SITE ADDRESS 220 Olympic Blvd. Everett, WA		CLIENT: Pivotal Solutions	CASING MATERIAL AND SIZE: 3/4" PVC
DRILLING CONTRACTOR: Cascade Drilling Inc.		PROJECT #: 67001	SCREEN SIZE: 0.010"
DRILLING EQUIPMENT: Geoprobe 6600 Truck		DATE: 10/15/14	SCREEN INTERVAL: 0'-15'
DRILLING METHOD: Direct-Push Technology		GROUND SURFACE ELEV. FT AMSL:	FILTER PACK: Native
LOGGED BY: M. Busbee	BOREHOLE SIZE: 2"	TOTAL DEPTH: 15'	FILTER PACK INTERVAL: 0'-15'

Depth (feet)	USCS	Description USCS name; Color; Moisture; Density; Plasticity; Dilatency; EPI description; Other	Interval & % Recovery	PID (ppm)	Sample	Well Construction
0		0'-1' Gravel and Asphalt; dry; no odor				 <p>Temporary well with screen from 0'-15'</p>
2	SM	SILTY SAND; brown; moist; mostly fine-coarse sand with some silt and minor gravel; no odor	60	0	SB-3:2	
4	ML	SILT; gray; moist; silt; no odor		0	SB-3:5	
6	ML	SANDY SILT; gray; wet; mostly silt with some fine sand; no odor	100			
8		SILTY SAND; brown; wet; mostly fine-medium sand with some silt; no odor		0	SB-3:RGW	
10	SM					
12	ML	SILT; gray; dry; silt; no odor	100			
14		End of Borehole		0	SB-3:15	
16						
18						
20						

NOTES:



**ENVIRONMENTAL
PARTNERS INC**

BORING ID: SB-4/MW-2

SITE ADDRESS 220 Olympic Blvd. Everett, WA		CLIENT: Pivotal Solutions	CASING MATERIAL AND SIZE: 3/4" PVC
DRILLING CONTRACTOR: Cascade Drilling Inc.		PROJECT #: 67001	SCREEN SIZE: 0.010"
DRILLING EQUIPMENT: Geoprobe 6600 Truck		DATE: 10/15/14	SCREEN INTERVAL: 3'-13'
DRILLING METHOD: Direct-Push Technology		GROUND SURFACE ELEV. FT AMSL:	FILTER PACK: 10-20 Sand
LOGGED BY: M. Busbee	BOREHOLE SIZE: 2"	TOTAL DEPTH: 13'	FILTER PACK INTERVAL: 3'-13'

Depth (feet)	USCS	Description USCS name; Color; Moisture; Density; Plasticity; Dilatency; EPI description; Other	Interval & % Recovery	PID (ppm)	Sample	Well Construction
0		Gravel Fill; dry; no odor				Flush Monument
0-2	ML	GRAVELLY SILT; gray; dry; mostly silt with some fine gravel		0		3/4" PVC casing
2-4		SILT; gray; dry; mostly silt	80			Hydrated bentonite chips
4-8	ML			0	SB-4:5	10-20 Sand
8-10	SW	WELL-GRADED SAND; gray; wet; fine-medium sand with minor silt; no odor	100		SB-4:8	
10-12				0		
12-14	ML	SILT; gray; dry silt; no odor	100			3/4" PVC 0.010" slot prepack well screen
14-16		End of Borehole		0	SB-4:14	
16-20						

NOTES:



SITE ADDRESS 220 Olympic Blvd. Everett, WA		CLIENT: Pivotal Solutions	CASING MATERIAL AND SIZE: No Well
DRILLING CONTRACTOR: Cascade Drilling Inc.		PROJECT #: 67001	SCREEN SIZE: N/A
DRILLING EQUIPMENT: Geoprobe 6600 Truck		DATE: 10/15/14	SCREEN INTERVAL: N/A
DRILLING METHOD: Direct-Push Technology		GROUND SURFACE ELEV. FT AMSL:	FILTER PACK: N/A
LOGGED BY: M. Busbee	BOREHOLE SIZE: 2"	TOTAL DEPTH: 15'	FILTER PACK INTERVAL: N/A

Depth (feet)	USCS	Description USCS name; Color; Moisture; Density; Plasticity; Dilatency; EPI description; Other	Interval & % Recovery	PID (ppm)	Sample	Well Construction
0	SW	WELL-GRADED SAND WITH GRAVEL; brown; dry; mostly fine-medium sand with some fine gravel; no odor				No well
2	ML	SILT; brown; dry; silt	80		SB-5:5	
6		SILT; brown; dry; mostly silt with few sand and few gravel; no odor	70			
8	SM	SILTY SAND; brown; moist; mostly fine sand with some silt; no odor				
10	ML	SILT; gray; dry; silt; no odor	100		SB-5:10	
15		End of Borehole			SB-5:15	

NOTES:



SITE ADDRESS 220 Olympic Blvd. Everett, WA		CLIENT: Pivotal Solutions	CASING MATERIAL AND SIZE: 3/4" PVC
DRILLING CONTRACTOR: Cascade Drilling Inc.		PROJECT #: 67001	SCREEN SIZE: 0.010"
DRILLING EQUIPMENT: Geoprobe 6600 Truck		DATE: 10/15/14	SCREEN INTERVAL: 0'-15'
DRILLING METHOD: Direct-Push Technology		GROUND SURFACE ELEV. FT AMSL:	FILTER PACK: Native
LOGGED BY: M. Busbee	BOREHOLE SIZE: 2"	TOTAL DEPTH: 15'	FILTER PACK INTERVAL: 0'-15'

Depth (feet)	USCS	Description USCS name; Color; Moisture; Density; Plasticity; Dilatency; EPI description; Other	Interval & % Recovery	PID (ppm)	Sample	Well Construction
0		0'-1' Gravel and Asphalt; dry				<p>Temporary well with screen from 0'-15'</p>
2		SILT; gray; dry; silt; no odor	80		SB-6:5	
4	ML					
6						
8		POORLY-GRADED SAND; gray; wet; mostly fine sand with minor silt and trace fine gravel; no odor	100		SB-6:RGW	
10	SP					
12		SILT; gray; dry; silt; no odor	100		SB-6:RGW	
14	ML					
16		End of Borehole				
18						
20						

NOTES:



SITE ADDRESS 220 Olympic Blvd. Everett, WA		CLIENT: Pivotal Solutions	CASING MATERIAL AND SIZE: No Well
DRILLING CONTRACTOR: Cascade Drilling Inc.		PROJECT #: 67001	SCREEN SIZE: N/A
DRILLING EQUIPMENT: Geoprobe 6600 Truck		DATE: 10/15/14	SCREEN INTERVAL: N/A
DRILLING METHOD: Direct-Push Technology		GROUND SURFACE ELEV. FT AMSL:	FILTER PACK: N/A
LOGGED BY: M. Busbee	BOREHOLE SIZE: 2"	TOTAL DEPTH: 15'	FILTER PACK INTERVAL: N/A

Depth (feet)	USCS	Description USCS name; Color; Moisture; Density; Plasticity; Dilatency; EPI description; Other	Interval & % Recovery	PID (ppm)	Sample	Well Construction
0		0'-1' Gravel and Asphalt; dry				No well
2	ML	SILT; gray; dry; mostly silt with few fine sand; organic odor	100		SB-7:5	
4						
6	SP	POORLY-GRADED SAND; gray; moist; mostly fine sand; no odor	100		SB-7:8	
8						
10	ML	SILT; gray; dry; silt	100		SB-7:15	
12						
14	SP	POORLY-GRADED SAND; gray; moist; mostly fine sand; no odor	100			
16						
18	ML	SILT; gray; dry; silt	100			
20						
		End of Borehole				

NOTES:



ENVIRONMENTAL PARTNERS INC

BORING ID: SB-8/MW-3

SITE ADDRESS 220 Olympic Blvd. Everett, WA		CLIENT: Pivotal Solutions	CASING MATERIAL AND SIZE: 3/4" PCV
DRILLING CONTRACTOR: Cascade Drilling Inc.		PROJECT #: 67001	SCREEN SIZE: 0.010"
DRILLING EQUIPMENT: Geoprobe 6600 Truck		DATE: 10/15/14	SCREEN INTERVAL: 4'-15'
DRILLING METHOD: Direct-Push Technology		GROUND SURFACE ELEV. FT AMSL:	FILTER PACK: 10-20 Sand
LOGGED BY: M. Busbee	BOREHOLE SIZE: 2"	TOTAL DEPTH: 15'	FILTER PACK INTERVAL: 3.5'-15'

Depth (feet)	USCS	Description USCS name; Color; Moisture; Density; Plasticity; Dilatency; EPI description; Other	Interval & % Recovery	PID (ppm)	Sample	Well Construction
0	GP	Gravel				Flush Monument
0 - 9.5		SANDY SILT; gray; dry; mostly silt with some fine sand; wet at 9.5'	70	0		3/4" PVC casing
0 - 6	ML			0	SB-8:5	Hydrated bentonite chips
6 - 10			60	0	SB-8:9	10-20 Sand
10 - 12	SM	SILTY SAND; gray; wet; mostly fine sand with some silt; slight petroleum odor				
12 - 14	ML	SILT; gray; dry; silt; no odor	100			
14 - 15		End of Borehole		0	SB-8:15	3/4" PVC 0.010" slot prepack well screen

NOTES: Slight sheen on water: Reported by driller

Attachment C
Laboratory Analytical Reports
(Laboratory data sheets are on the CD ROM in the pocket of this report)



October 27, 2014

Mr. Doug Kunkel
Environmental Partners, Inc.
1180 NW Maple St, Suite 310
Issaquah, WA 98027

Dear Mr. Kunkel,

On October 16th, 26 samples were received by our laboratory and assigned our laboratory project number EV14100099. The project was identified as your 67002. The sample identification and requested analyses are outlined on the attached chain of custody record.

No abnormalities or nonconformances were observed during the analyses of the project samples.

Please do not hesitate to call me if you have any questions or if I can be of further assistance.

Sincerely,

ALS Laboratory Group

Rick Bagan
Laboratory Director



CERTIFICATE OF ANALYSIS

CLIENT: Environmental Partners, Inc.
 1180 NW Maple St, Suite 310
 Issaquah, WA 98027

CLIENT CONTACT: Doug Kunkel
 CLIENT PROJECT: 67002
 CLIENT SAMPLE ID: SB-1:5

DATE: 10/27/2014
 ALS JOB#: EV14100099
 ALS SAMPLE#: EV14100099-01
 DATE RECEIVED: 10/16/2014
 COLLECTION DATE: 10/15/2014 8:48:00 AM
 WDOE ACCREDITATION: C601

SAMPLE DATA RESULTS

ANALYTE	METHOD	RESULTS	REPORTING LIMITS	DILUTION FACTOR	UNITS	ANALYSIS	ANALYSIS
						DATE	BY
Dichlorodifluoromethane	EPA-8260	U	10	1	ug/Kg	10/21/2014	DLC
Chloromethane	EPA-8260	U	10	1	ug/Kg	10/21/2014	DLC
Vinyl Chloride	EPA-8260	U	10	1	ug/Kg	10/21/2014	DLC
Bromomethane	EPA-8260	U	10	1	ug/Kg	10/21/2014	DLC
Chloroethane	EPA-8260	U	10	1	ug/Kg	10/21/2014	DLC
Carbon Tetrachloride	EPA-8260	U	10	1	ug/Kg	10/21/2014	DLC
Trichlorofluoromethane	EPA-8260	U	10	1	ug/Kg	10/21/2014	DLC
1,1-Dichloroethene	EPA-8260	U	10	1	ug/Kg	10/21/2014	DLC
Methylene Chloride	EPA-8260	U	20	1	ug/Kg	10/21/2014	DLC
Trans-1,2-Dichloroethene	EPA-8260	U	10	1	ug/Kg	10/21/2014	DLC
1,1-Dichloroethane	EPA-8260	U	10	1	ug/Kg	10/21/2014	DLC
Cis-1,2-Dichloroethene	EPA-8260	U	10	1	ug/Kg	10/21/2014	DLC
2,2-Dichloropropane	EPA-8260	U	10	1	ug/Kg	10/21/2014	DLC
Bromochloromethane	EPA-8260	U	10	1	ug/Kg	10/21/2014	DLC
Chloroform	EPA-8260	U	10	1	ug/Kg	10/21/2014	DLC
1,1,1-Trichloroethane	EPA-8260	U	10	1	ug/Kg	10/21/2014	DLC
1,1-Dichloropropene	EPA-8260	U	10	1	ug/Kg	10/21/2014	DLC
1,2-Dichloroethane	EPA-8260	U	10	1	ug/Kg	10/21/2014	DLC
Trichloroethene	EPA-8260	U	10	1	ug/Kg	10/21/2014	DLC
1,2-Dichloropropane	EPA-8260	U	10	1	ug/Kg	10/21/2014	DLC
Dibromomethane	EPA-8260	U	10	1	ug/Kg	10/21/2014	DLC
Bromodichloromethane	EPA-8260	U	10	1	ug/Kg	10/21/2014	DLC
Trans-1,3-Dichloropropene	EPA-8260	U	10	1	ug/Kg	10/21/2014	DLC
Cis-1,3-Dichloropropene	EPA-8260	U	10	1	ug/Kg	10/21/2014	DLC
1,1,2-Trichloroethane	EPA-8260	U	10	1	ug/Kg	10/21/2014	DLC
1,3-Dichloropropane	EPA-8260	U	10	1	ug/Kg	10/21/2014	DLC
Tetrachloroethylene	EPA-8260	U	10	1	ug/Kg	10/21/2014	DLC
Dibromochloromethane	EPA-8260	U	10	1	ug/Kg	10/21/2014	DLC
1,2-Dibromoethane	EPA-8260	U	5.0	1	ug/Kg	10/21/2014	DLC
Chlorobenzene	EPA-8260	U	10	1	ug/Kg	10/21/2014	DLC
1,1,1,2-Tetrachloroethane	EPA-8260	U	10	1	ug/Kg	10/21/2014	DLC
Bromoform	EPA-8260	U	10	1	ug/Kg	10/21/2014	DLC
1,1,2,2-Tetrachloroethane	EPA-8260	U	10	1	ug/Kg	10/21/2014	DLC
1,2,3-Trichloropropane	EPA-8260	U	10	1	ug/Kg	10/21/2014	DLC
Bromobenzene	EPA-8260	U	10	1	ug/Kg	10/21/2014	DLC
2-Chlorotoluene	EPA-8260	U	10	1	ug/Kg	10/21/2014	DLC
4-Chlorotoluene	EPA-8260	U	10	1	ug/Kg	10/21/2014	DLC
1,3 Dichlorobenzene	EPA-8260	U	10	1	ug/Kg	10/21/2014	DLC



CERTIFICATE OF ANALYSIS

CLIENT:	Environmental Partners, Inc. 1180 NW Maple St, Suite 310 Issaquah, WA 98027	DATE:	10/27/2014
CLIENT CONTACT:	Doug Kunkel	ALS JOB#:	EV14100099
CLIENT PROJECT:	67002	ALS SAMPLE#:	EV14100099-01
CLIENT SAMPLE ID	SB-1:5	DATE RECEIVED:	10/16/2014
		COLLECTION DATE:	10/15/2014 8:48:00 AM
		WDOE ACCREDITATION:	C601

SAMPLE DATA RESULTS

ANALYTE	METHOD	RESULTS	REPORTING LIMITS	DILUTION FACTOR	UNITS	ANALYSIS DATE	ANALYSIS BY
1,4-Dichlorobenzene	EPA-8260	U	10	1	ug/Kg	10/21/2014	DLC
1,2-Dichlorobenzene	EPA-8260	U	10	1	ug/Kg	10/21/2014	DLC
1,2-Dibromo 3-Chloropropane	EPA-8260	U	50	1	ug/Kg	10/21/2014	DLC
1,2,4-Trichlorobenzene	EPA-8260	U	10	1	ug/Kg	10/21/2014	DLC
Hexachlorobutadiene	EPA-8260	U	10	1	ug/Kg	10/21/2014	DLC
1,2,3-Trichlorobenzene	EPA-8260	U	10	1	ug/Kg	10/21/2014	DLC

SURROGATE	METHOD	%REC	ANALYSIS DATE	ANALYSIS BY
1,2-Dichloroethane-d4	EPA-8260	141	10/21/2014	DLC
4-Bromofluorobenzene	EPA-8260	96.9	10/21/2014	DLC

U - Analyte analyzed for but not detected at level above reporting limit.



CERTIFICATE OF ANALYSIS

CLIENT:	Environmental Partners, Inc. 1180 NW Maple St, Suite 310 Issaquah, WA 98027	DATE:	10/27/2014
CLIENT CONTACT:	Doug Kunkel	ALS JOB#:	EV14100099
CLIENT PROJECT:	67002	ALS SAMPLE#:	EV14100099-02
CLIENT SAMPLE ID	SB-1:10	DATE RECEIVED:	10/16/2014
		COLLECTION DATE:	10/15/2014 8:55:00 AM
		WDOE ACCREDITATION:	C601

SAMPLE DATA RESULTS

ANALYTE	METHOD	RESULTS	REPORTING LIMITS	DILUTION FACTOR	UNITS	ANALYSIS	ANALYSIS
						DATE	BY
Dichlorodifluoromethane	EPA-8260	U	10	1	ug/Kg	10/21/2014	DLC
Chloromethane	EPA-8260	U	10	1	ug/Kg	10/21/2014	DLC
Vinyl Chloride	EPA-8260	U	10	1	ug/Kg	10/21/2014	DLC
Bromomethane	EPA-8260	U	10	1	ug/Kg	10/21/2014	DLC
Chloroethane	EPA-8260	U	10	1	ug/Kg	10/21/2014	DLC
Carbon Tetrachloride	EPA-8260	U	10	1	ug/Kg	10/21/2014	DLC
Trichlorofluoromethane	EPA-8260	U	10	1	ug/Kg	10/21/2014	DLC
1,1-Dichloroethene	EPA-8260	U	10	1	ug/Kg	10/21/2014	DLC
Methylene Chloride	EPA-8260	U	20	1	ug/Kg	10/21/2014	DLC
Trans-1,2-Dichloroethene	EPA-8260	U	10	1	ug/Kg	10/21/2014	DLC
1,1-Dichloroethane	EPA-8260	U	10	1	ug/Kg	10/21/2014	DLC
Cis-1,2-Dichloroethene	EPA-8260	U	10	1	ug/Kg	10/21/2014	DLC
2,2-Dichloropropane	EPA-8260	U	10	1	ug/Kg	10/21/2014	DLC
Bromochloromethane	EPA-8260	U	10	1	ug/Kg	10/21/2014	DLC
Chloroform	EPA-8260	U	10	1	ug/Kg	10/21/2014	DLC
1,1,1-Trichloroethane	EPA-8260	U	10	1	ug/Kg	10/21/2014	DLC
1,1-Dichloropropene	EPA-8260	U	10	1	ug/Kg	10/21/2014	DLC
1,2-Dichloroethane	EPA-8260	U	10	1	ug/Kg	10/21/2014	DLC
Trichloroethene	EPA-8260	U	10	1	ug/Kg	10/21/2014	DLC
1,2-Dichloropropane	EPA-8260	U	10	1	ug/Kg	10/21/2014	DLC
Dibromomethane	EPA-8260	U	10	1	ug/Kg	10/21/2014	DLC
Bromodichloromethane	EPA-8260	U	10	1	ug/Kg	10/21/2014	DLC
Trans-1,3-Dichloropropene	EPA-8260	U	10	1	ug/Kg	10/21/2014	DLC
Cis-1,3-Dichloropropene	EPA-8260	U	10	1	ug/Kg	10/21/2014	DLC
1,1,2-Trichloroethane	EPA-8260	U	10	1	ug/Kg	10/21/2014	DLC
1,3-Dichloropropane	EPA-8260	U	10	1	ug/Kg	10/21/2014	DLC
Tetrachloroethylene	EPA-8260	U	10	1	ug/Kg	10/21/2014	DLC
Dibromochloromethane	EPA-8260	U	10	1	ug/Kg	10/21/2014	DLC
1,2-Dibromoethane	EPA-8260	U	5.0	1	ug/Kg	10/21/2014	DLC
Chlorobenzene	EPA-8260	U	10	1	ug/Kg	10/21/2014	DLC
1,1,1,2-Tetrachloroethane	EPA-8260	U	10	1	ug/Kg	10/21/2014	DLC
Bromoform	EPA-8260	U	10	1	ug/Kg	10/21/2014	DLC
1,1,2,2-Tetrachloroethane	EPA-8260	U	10	1	ug/Kg	10/21/2014	DLC
1,2,3-Trichloropropane	EPA-8260	U	10	1	ug/Kg	10/21/2014	DLC
Bromobenzene	EPA-8260	U	10	1	ug/Kg	10/21/2014	DLC
2-Chlorotoluene	EPA-8260	U	10	1	ug/Kg	10/21/2014	DLC
4-Chlorotoluene	EPA-8260	U	10	1	ug/Kg	10/21/2014	DLC
1,3 Dichlorobenzene	EPA-8260	U	10	1	ug/Kg	10/21/2014	DLC

CERTIFICATE OF ANALYSIS

CLIENT:	Environmental Partners, Inc. 1180 NW Maple St, Suite 310 Issaquah, WA 98027	DATE:	10/27/2014
CLIENT CONTACT:	Doug Kunkel	ALS JOB#:	EV14100099
CLIENT PROJECT:	67002	ALS SAMPLE#:	EV14100099-02
CLIENT SAMPLE ID	SB-1:10	DATE RECEIVED:	10/16/2014
		COLLECTION DATE:	10/15/2014 8:55:00 AM
		WDOE ACCREDITATION:	C601

SAMPLE DATA RESULTS

ANALYTE	METHOD	RESULTS	REPORTING LIMITS	DILUTION FACTOR	UNITS	ANALYSIS DATE	ANALYSIS BY
1,4-Dichlorobenzene	EPA-8260	U	10	1	ug/Kg	10/21/2014	DLC
1,2-Dichlorobenzene	EPA-8260	U	10	1	ug/Kg	10/21/2014	DLC
1,2-Dibromo 3-Chloropropane	EPA-8260	U	50	1	ug/Kg	10/21/2014	DLC
1,2,4-Trichlorobenzene	EPA-8260	U	10	1	ug/Kg	10/21/2014	DLC
Hexachlorobutadiene	EPA-8260	U	10	1	ug/Kg	10/21/2014	DLC
1,2,3-Trichlorobenzene	EPA-8260	U	10	1	ug/Kg	10/21/2014	DLC

SURROGATE	METHOD	%REC	ANALYSIS DATE	ANALYSIS BY
1,2-Dichloroethane-d4	EPA-8260	140	10/21/2014	DLC
4-Bromofluorobenzene	EPA-8260	94.3	10/21/2014	DLC

U - Analyte analyzed for but not detected at level above reporting limit.



CERTIFICATE OF ANALYSIS

CLIENT:	Environmental Partners, Inc. 1180 NW Maple St, Suite 310 Issaquah, WA 98027	DATE:	10/27/2014
CLIENT CONTACT:	Doug Kunkel	ALS JOB#:	EV14100099
CLIENT PROJECT:	67002	ALS SAMPLE#:	EV14100099-03
CLIENT SAMPLE ID	SB-1:15	DATE RECEIVED:	10/16/2014
		COLLECTION DATE:	10/15/2014 9:02:00 AM
		WDOE ACCREDITATION:	C601

SAMPLE DATA RESULTS

ANALYTE	METHOD	RESULTS	REPORTING LIMITS	DILUTION FACTOR	UNITS	ANALYSIS	ANALYSIS
						DATE	BY
Dichlorodifluoromethane	EPA-8260	U	10	1	ug/Kg	10/22/2014	DLC
Chloromethane	EPA-8260	U	10	1	ug/Kg	10/22/2014	DLC
Vinyl Chloride	EPA-8260	U	10	1	ug/Kg	10/22/2014	DLC
Bromomethane	EPA-8260	U	10	1	ug/Kg	10/22/2014	DLC
Chloroethane	EPA-8260	U	10	1	ug/Kg	10/22/2014	DLC
Carbon Tetrachloride	EPA-8260	U	10	1	ug/Kg	10/22/2014	DLC
Trichlorofluoromethane	EPA-8260	U	10	1	ug/Kg	10/22/2014	DLC
1,1-Dichloroethene	EPA-8260	U	10	1	ug/Kg	10/22/2014	DLC
Methylene Chloride	EPA-8260	U	20	1	ug/Kg	10/22/2014	DLC
Trans-1,2-Dichloroethene	EPA-8260	U	10	1	ug/Kg	10/22/2014	DLC
1,1-Dichloroethane	EPA-8260	U	10	1	ug/Kg	10/22/2014	DLC
Cis-1,2-Dichloroethene	EPA-8260	U	10	1	ug/Kg	10/22/2014	DLC
2,2-Dichloropropane	EPA-8260	U	10	1	ug/Kg	10/22/2014	DLC
Bromochloromethane	EPA-8260	U	10	1	ug/Kg	10/22/2014	DLC
Chloroform	EPA-8260	U	10	1	ug/Kg	10/22/2014	DLC
1,1,1-Trichloroethane	EPA-8260	U	10	1	ug/Kg	10/22/2014	DLC
1,1-Dichloropropene	EPA-8260	U	10	1	ug/Kg	10/22/2014	DLC
1,2-Dichloroethane	EPA-8260	U	10	1	ug/Kg	10/22/2014	DLC
Trichloroethene	EPA-8260	U	10	1	ug/Kg	10/22/2014	DLC
1,2-Dichloropropane	EPA-8260	U	10	1	ug/Kg	10/22/2014	DLC
Dibromomethane	EPA-8260	U	10	1	ug/Kg	10/22/2014	DLC
Bromodichloromethane	EPA-8260	U	10	1	ug/Kg	10/22/2014	DLC
Trans-1,3-Dichloropropene	EPA-8260	U	10	1	ug/Kg	10/22/2014	DLC
Cis-1,3-Dichloropropene	EPA-8260	U	10	1	ug/Kg	10/22/2014	DLC
1,1,2-Trichloroethane	EPA-8260	U	10	1	ug/Kg	10/22/2014	DLC
1,3-Dichloropropane	EPA-8260	U	10	1	ug/Kg	10/22/2014	DLC
Tetrachloroethylene	EPA-8260	U	10	1	ug/Kg	10/22/2014	DLC
Dibromochloromethane	EPA-8260	U	10	1	ug/Kg	10/22/2014	DLC
1,2-Dibromoethane	EPA-8260	U	5.0	1	ug/Kg	10/22/2014	DLC
Chlorobenzene	EPA-8260	U	10	1	ug/Kg	10/22/2014	DLC
1,1,1,2-Tetrachloroethane	EPA-8260	U	10	1	ug/Kg	10/22/2014	DLC
Bromoform	EPA-8260	U	10	1	ug/Kg	10/22/2014	DLC
1,1,2,2-Tetrachloroethane	EPA-8260	U	10	1	ug/Kg	10/22/2014	DLC
1,2,3-Trichloropropane	EPA-8260	U	10	1	ug/Kg	10/22/2014	DLC
Bromobenzene	EPA-8260	U	10	1	ug/Kg	10/22/2014	DLC
2-Chlorotoluene	EPA-8260	U	10	1	ug/Kg	10/22/2014	DLC
4-Chlorotoluene	EPA-8260	U	10	1	ug/Kg	10/22/2014	DLC
1,3 Dichlorobenzene	EPA-8260	U	10	1	ug/Kg	10/22/2014	DLC



CERTIFICATE OF ANALYSIS

CLIENT:	Environmental Partners, Inc. 1180 NW Maple St, Suite 310 Issaquah, WA 98027	DATE:	10/27/2014
CLIENT CONTACT:	Doug Kunkel	ALS JOB#:	EV14100099
CLIENT PROJECT:	67002	ALS SAMPLE#:	EV14100099-03
CLIENT SAMPLE ID	SB-1:15	DATE RECEIVED:	10/16/2014
		COLLECTION DATE:	10/15/2014 9:02:00 AM
		WDOE ACCREDITATION:	C601

SAMPLE DATA RESULTS

ANALYTE	METHOD	RESULTS	REPORTING LIMITS	DILUTION FACTOR	UNITS	ANALYSIS DATE	ANALYSIS BY
1,4-Dichlorobenzene	EPA-8260	U	10	1	ug/Kg	10/22/2014	DLC
1,2-Dichlorobenzene	EPA-8260	U	10	1	ug/Kg	10/22/2014	DLC
1,2-Dibromo 3-Chloropropane	EPA-8260	U	50	1	ug/Kg	10/22/2014	DLC
1,2,4-Trichlorobenzene	EPA-8260	U	10	1	ug/Kg	10/22/2014	DLC
Hexachlorobutadiene	EPA-8260	U	10	1	ug/Kg	10/22/2014	DLC
1,2,3-Trichlorobenzene	EPA-8260	U	10	1	ug/Kg	10/22/2014	DLC

SURROGATE	METHOD	%REC	ANALYSIS DATE	ANALYSIS BY
1,2-Dichloroethane-d4	EPA-8260	150	10/22/2014	DLC
4-Bromofluorobenzene	EPA-8260	93.7	10/22/2014	DLC

U - Analyte analyzed for but not detected at level above reporting limit.



CERTIFICATE OF ANALYSIS

CLIENT:	Environmental Partners, Inc. 1180 NW Maple St, Suite 310 Issaquah, WA 98027	DATE:	10/27/2014
CLIENT CONTACT:	Doug Kunkel	ALS JOB#:	EV14100099
CLIENT PROJECT:	67002	ALS SAMPLE#:	EV14100099-04
CLIENT SAMPLE ID	SB-2:2	DATE RECEIVED:	10/16/2014
		COLLECTION DATE:	10/15/2014 9:40:00 AM
		WDOE ACCREDITATION:	C601

SAMPLE DATA RESULTS

ANALYTE	METHOD	RESULTS	REPORTING LIMITS	DILUTION FACTOR	UNITS	ANALYSIS	ANALYSIS
						DATE	BY
Dichlorodifluoromethane	EPA-8260	U	10	1	ug/Kg	10/22/2014	DLC
Chloromethane	EPA-8260	U	10	1	ug/Kg	10/22/2014	DLC
Vinyl Chloride	EPA-8260	U	10	1	ug/Kg	10/22/2014	DLC
Bromomethane	EPA-8260	U	10	1	ug/Kg	10/22/2014	DLC
Chloroethane	EPA-8260	U	10	1	ug/Kg	10/22/2014	DLC
Carbon Tetrachloride	EPA-8260	U	10	1	ug/Kg	10/22/2014	DLC
Trichlorofluoromethane	EPA-8260	U	10	1	ug/Kg	10/22/2014	DLC
1,1-Dichloroethene	EPA-8260	U	10	1	ug/Kg	10/22/2014	DLC
Methylene Chloride	EPA-8260	U	20	1	ug/Kg	10/22/2014	DLC
Trans-1,2-Dichloroethene	EPA-8260	U	10	1	ug/Kg	10/22/2014	DLC
1,1-Dichloroethane	EPA-8260	U	10	1	ug/Kg	10/22/2014	DLC
Cis-1,2-Dichloroethene	EPA-8260	U	10	1	ug/Kg	10/22/2014	DLC
2,2-Dichloropropane	EPA-8260	U	10	1	ug/Kg	10/22/2014	DLC
Bromochloromethane	EPA-8260	U	10	1	ug/Kg	10/22/2014	DLC
Chloroform	EPA-8260	U	10	1	ug/Kg	10/22/2014	DLC
1,1,1-Trichloroethane	EPA-8260	U	10	1	ug/Kg	10/22/2014	DLC
1,1-Dichloropropene	EPA-8260	U	10	1	ug/Kg	10/22/2014	DLC
1,2-Dichloroethane	EPA-8260	U	10	1	ug/Kg	10/22/2014	DLC
Trichloroethene	EPA-8260	U	10	1	ug/Kg	10/22/2014	DLC
1,2-Dichloropropane	EPA-8260	U	10	1	ug/Kg	10/22/2014	DLC
Dibromomethane	EPA-8260	U	10	1	ug/Kg	10/22/2014	DLC
Bromodichloromethane	EPA-8260	U	10	1	ug/Kg	10/22/2014	DLC
Trans-1,3-Dichloropropene	EPA-8260	U	10	1	ug/Kg	10/22/2014	DLC
Cis-1,3-Dichloropropene	EPA-8260	U	10	1	ug/Kg	10/22/2014	DLC
1,1,2-Trichloroethane	EPA-8260	U	10	1	ug/Kg	10/22/2014	DLC
1,3-Dichloropropane	EPA-8260	U	10	1	ug/Kg	10/22/2014	DLC
Tetrachloroethylene	EPA-8260	U	10	1	ug/Kg	10/22/2014	DLC
Dibromochloromethane	EPA-8260	U	10	1	ug/Kg	10/22/2014	DLC
1,2-Dibromoethane	EPA-8260	U	5.0	1	ug/Kg	10/22/2014	DLC
Chlorobenzene	EPA-8260	U	10	1	ug/Kg	10/22/2014	DLC
1,1,1,2-Tetrachloroethane	EPA-8260	U	10	1	ug/Kg	10/22/2014	DLC
Bromoform	EPA-8260	U	10	1	ug/Kg	10/22/2014	DLC
1,1,2,2-Tetrachloroethane	EPA-8260	U	10	1	ug/Kg	10/22/2014	DLC
1,2,3-Trichloropropane	EPA-8260	U	10	1	ug/Kg	10/22/2014	DLC
Bromobenzene	EPA-8260	U	10	1	ug/Kg	10/22/2014	DLC
2-Chlorotoluene	EPA-8260	U	10	1	ug/Kg	10/22/2014	DLC
4-Chlorotoluene	EPA-8260	U	10	1	ug/Kg	10/22/2014	DLC
1,3 Dichlorobenzene	EPA-8260	U	10	1	ug/Kg	10/22/2014	DLC

CERTIFICATE OF ANALYSIS

CLIENT:	Environmental Partners, Inc. 1180 NW Maple St, Suite 310 Issaquah, WA 98027	DATE:	10/27/2014
CLIENT CONTACT:	Doug Kunkel	ALS JOB#:	EV14100099
CLIENT PROJECT:	67002	ALS SAMPLE#:	EV14100099-04
CLIENT SAMPLE ID	SB-2:2	DATE RECEIVED:	10/16/2014
		COLLECTION DATE:	10/15/2014 9:40:00 AM
		WDOE ACCREDITATION:	C601

SAMPLE DATA RESULTS

ANALYTE	METHOD	RESULTS	REPORTING LIMITS	DILUTION FACTOR	UNITS	ANALYSIS DATE	ANALYSIS BY
1,4-Dichlorobenzene	EPA-8260	U	10	1	ug/Kg	10/22/2014	DLC
1,2-Dichlorobenzene	EPA-8260	U	10	1	ug/Kg	10/22/2014	DLC
1,2-Dibromo 3-Chloropropane	EPA-8260	U	50	1	ug/Kg	10/22/2014	DLC
1,2,4-Trichlorobenzene	EPA-8260	U	10	1	ug/Kg	10/22/2014	DLC
Hexachlorobutadiene	EPA-8260	U	10	1	ug/Kg	10/22/2014	DLC
1,2,3-Trichlorobenzene	EPA-8260	U	10	1	ug/Kg	10/22/2014	DLC

SURROGATE	METHOD	%REC	ANALYSIS DATE	ANALYSIS BY
1,2-Dichloroethane-d4	EPA-8260	147	10/22/2014	DLC
4-Bromofluorobenzene	EPA-8260	94.4	10/22/2014	DLC

U - Analyte analyzed for but not detected at level above reporting limit.



CERTIFICATE OF ANALYSIS

CLIENT:	Environmental Partners, Inc. 1180 NW Maple St, Suite 310 Issaquah, WA 98027	DATE:	10/27/2014
CLIENT CONTACT:	Doug Kunkel	ALS JOB#:	EV14100099
CLIENT PROJECT:	67002	ALS SAMPLE#:	EV14100099-05
CLIENT SAMPLE ID	SB-2:5	DATE RECEIVED:	10/16/2014
		COLLECTION DATE:	10/15/2014 9:45:00 AM
		WDOE ACCREDITATION:	C601

SAMPLE DATA RESULTS

ANALYTE	METHOD	RESULTS	REPORTING LIMITS	DILUTION FACTOR	UNITS	ANALYSIS	ANALYSIS
						DATE	BY
Dichlorodifluoromethane	EPA-8260	U	10	1	ug/Kg	10/23/2014	DLC
Chloromethane	EPA-8260	U	10	1	ug/Kg	10/23/2014	DLC
Vinyl Chloride	EPA-8260	U	10	1	ug/Kg	10/23/2014	DLC
Bromomethane	EPA-8260	U	10	1	ug/Kg	10/23/2014	DLC
Chloroethane	EPA-8260	U	10	1	ug/Kg	10/23/2014	DLC
Carbon Tetrachloride	EPA-8260	U	10	1	ug/Kg	10/23/2014	DLC
Trichlorofluoromethane	EPA-8260	U	10	1	ug/Kg	10/23/2014	DLC
1,1-Dichloroethene	EPA-8260	U	10	1	ug/Kg	10/23/2014	DLC
Methylene Chloride	EPA-8260	U	20	1	ug/Kg	10/23/2014	DLC
Trans-1,2-Dichloroethene	EPA-8260	U	10	1	ug/Kg	10/23/2014	DLC
1,1-Dichloroethane	EPA-8260	U	10	1	ug/Kg	10/23/2014	DLC
Cis-1,2-Dichloroethene	EPA-8260	U	10	1	ug/Kg	10/23/2014	DLC
2,2-Dichloropropane	EPA-8260	U	10	1	ug/Kg	10/23/2014	DLC
Bromochloromethane	EPA-8260	U	10	1	ug/Kg	10/23/2014	DLC
Chloroform	EPA-8260	U	10	1	ug/Kg	10/23/2014	DLC
1,1,1-Trichloroethane	EPA-8260	U	10	1	ug/Kg	10/23/2014	DLC
1,1-Dichloropropene	EPA-8260	U	10	1	ug/Kg	10/23/2014	DLC
1,2-Dichloroethane	EPA-8260	U	10	1	ug/Kg	10/23/2014	DLC
Trichloroethene	EPA-8260	U	10	1	ug/Kg	10/23/2014	DLC
1,2-Dichloropropane	EPA-8260	U	10	1	ug/Kg	10/23/2014	DLC
Dibromomethane	EPA-8260	U	10	1	ug/Kg	10/23/2014	DLC
Bromodichloromethane	EPA-8260	U	10	1	ug/Kg	10/23/2014	DLC
Trans-1,3-Dichloropropene	EPA-8260	U	10	1	ug/Kg	10/23/2014	DLC
Cis-1,3-Dichloropropene	EPA-8260	U	10	1	ug/Kg	10/23/2014	DLC
1,1,2-Trichloroethane	EPA-8260	U	10	1	ug/Kg	10/23/2014	DLC
1,3-Dichloropropane	EPA-8260	U	10	1	ug/Kg	10/23/2014	DLC
Tetrachloroethylene	EPA-8260	U	10	1	ug/Kg	10/23/2014	DLC
Dibromochloromethane	EPA-8260	U	10	1	ug/Kg	10/23/2014	DLC
1,2-Dibromoethane	EPA-8260	U	5.0	1	ug/Kg	10/23/2014	DLC
Chlorobenzene	EPA-8260	U	10	1	ug/Kg	10/23/2014	DLC
1,1,1,2-Tetrachloroethane	EPA-8260	U	10	1	ug/Kg	10/23/2014	DLC
Bromoform	EPA-8260	U	10	1	ug/Kg	10/23/2014	DLC
1,1,2,2-Tetrachloroethane	EPA-8260	U	10	1	ug/Kg	10/23/2014	DLC
1,2,3-Trichloropropane	EPA-8260	U	10	1	ug/Kg	10/23/2014	DLC
Bromobenzene	EPA-8260	U	10	1	ug/Kg	10/23/2014	DLC
2-Chlorotoluene	EPA-8260	U	10	1	ug/Kg	10/23/2014	DLC
4-Chlorotoluene	EPA-8260	U	10	1	ug/Kg	10/23/2014	DLC
1,3 Dichlorobenzene	EPA-8260	U	10	1	ug/Kg	10/23/2014	DLC



CERTIFICATE OF ANALYSIS

CLIENT:	Environmental Partners, Inc. 1180 NW Maple St, Suite 310 Issaquah, WA 98027	DATE:	10/27/2014
CLIENT CONTACT:	Doug Kunkel	ALS JOB#:	EV14100099
CLIENT PROJECT:	67002	ALS SAMPLE#:	EV14100099-05
CLIENT SAMPLE ID	SB-2:5	DATE RECEIVED:	10/16/2014
		COLLECTION DATE:	10/15/2014 9:45:00 AM
		WDOE ACCREDITATION:	C601

SAMPLE DATA RESULTS

ANALYTE	METHOD	RESULTS	REPORTING LIMITS	DILUTION FACTOR	UNITS	ANALYSIS DATE	ANALYSIS BY
1,4-Dichlorobenzene	EPA-8260	U	10	1	ug/Kg	10/23/2014	DLC
1,2-Dichlorobenzene	EPA-8260	U	10	1	ug/Kg	10/23/2014	DLC
1,2-Dibromo 3-Chloropropane	EPA-8260	U	50	1	ug/Kg	10/23/2014	DLC
1,2,4-Trichlorobenzene	EPA-8260	U	10	1	ug/Kg	10/23/2014	DLC
Hexachlorobutadiene	EPA-8260	U	10	1	ug/Kg	10/23/2014	DLC
1,2,3-Trichlorobenzene	EPA-8260	U	10	1	ug/Kg	10/23/2014	DLC

SURROGATE	METHOD	%REC	ANALYSIS DATE	ANALYSIS BY
1,2-Dichloroethane-d4	EPA-8260	123	10/23/2014	DLC
4-Bromofluorobenzene	EPA-8260	103	10/23/2014	DLC

U - Analyte analyzed for but not detected at level above reporting limit.



CERTIFICATE OF ANALYSIS

CLIENT:	Environmental Partners, Inc. 1180 NW Maple St, Suite 310 Issaquah, WA 98027	DATE:	10/27/2014
CLIENT CONTACT:	Doug Kunkel	ALS JOB#:	EV14100099
CLIENT PROJECT:	67002	ALS SAMPLE#:	EV14100099-06
CLIENT SAMPLE ID	SB-2:10	DATE RECEIVED:	10/16/2014
		COLLECTION DATE:	10/15/2014 9:51:00 AM
		WDOE ACCREDITATION:	C601

SAMPLE DATA RESULTS

ANALYTE	METHOD	RESULTS	REPORTING LIMITS	DILUTION FACTOR	UNITS	ANALYSIS	ANALYSIS
						DATE	BY
Dichlorodifluoromethane	EPA-8260	U	10	1	ug/Kg	10/23/2014	DLC
Chloromethane	EPA-8260	U	10	1	ug/Kg	10/23/2014	DLC
Vinyl Chloride	EPA-8260	U	10	1	ug/Kg	10/23/2014	DLC
Bromomethane	EPA-8260	U	10	1	ug/Kg	10/23/2014	DLC
Chloroethane	EPA-8260	U	10	1	ug/Kg	10/23/2014	DLC
Carbon Tetrachloride	EPA-8260	U	10	1	ug/Kg	10/23/2014	DLC
Trichlorofluoromethane	EPA-8260	U	10	1	ug/Kg	10/23/2014	DLC
1,1-Dichloroethene	EPA-8260	U	10	1	ug/Kg	10/23/2014	DLC
Methylene Chloride	EPA-8260	U	20	1	ug/Kg	10/23/2014	DLC
Trans-1,2-Dichloroethene	EPA-8260	U	10	1	ug/Kg	10/23/2014	DLC
1,1-Dichloroethane	EPA-8260	U	10	1	ug/Kg	10/23/2014	DLC
Cis-1,2-Dichloroethene	EPA-8260	U	10	1	ug/Kg	10/23/2014	DLC
2,2-Dichloropropane	EPA-8260	U	10	1	ug/Kg	10/23/2014	DLC
Bromochloromethane	EPA-8260	U	10	1	ug/Kg	10/23/2014	DLC
Chloroform	EPA-8260	U	10	1	ug/Kg	10/23/2014	DLC
1,1,1-Trichloroethane	EPA-8260	U	10	1	ug/Kg	10/23/2014	DLC
1,1-Dichloropropene	EPA-8260	U	10	1	ug/Kg	10/23/2014	DLC
1,2-Dichloroethane	EPA-8260	U	10	1	ug/Kg	10/23/2014	DLC
Trichloroethene	EPA-8260	U	10	1	ug/Kg	10/23/2014	DLC
1,2-Dichloropropane	EPA-8260	U	10	1	ug/Kg	10/23/2014	DLC
Dibromomethane	EPA-8260	U	10	1	ug/Kg	10/23/2014	DLC
Bromodichloromethane	EPA-8260	U	10	1	ug/Kg	10/23/2014	DLC
Trans-1,3-Dichloropropene	EPA-8260	U	10	1	ug/Kg	10/23/2014	DLC
Cis-1,3-Dichloropropene	EPA-8260	U	10	1	ug/Kg	10/23/2014	DLC
1,1,2-Trichloroethane	EPA-8260	U	10	1	ug/Kg	10/23/2014	DLC
1,3-Dichloropropane	EPA-8260	U	10	1	ug/Kg	10/23/2014	DLC
Tetrachloroethylene	EPA-8260	U	10	1	ug/Kg	10/23/2014	DLC
Dibromochloromethane	EPA-8260	U	10	1	ug/Kg	10/23/2014	DLC
1,2-Dibromoethane	EPA-8260	U	5.0	1	ug/Kg	10/23/2014	DLC
Chlorobenzene	EPA-8260	U	10	1	ug/Kg	10/23/2014	DLC
1,1,1,2-Tetrachloroethane	EPA-8260	U	10	1	ug/Kg	10/23/2014	DLC
Bromoform	EPA-8260	U	10	1	ug/Kg	10/23/2014	DLC
1,1,2,2-Tetrachloroethane	EPA-8260	U	10	1	ug/Kg	10/23/2014	DLC
1,2,3-Trichloropropane	EPA-8260	U	10	1	ug/Kg	10/23/2014	DLC
Bromobenzene	EPA-8260	U	10	1	ug/Kg	10/23/2014	DLC
2-Chlorotoluene	EPA-8260	U	10	1	ug/Kg	10/23/2014	DLC
4-Chlorotoluene	EPA-8260	U	10	1	ug/Kg	10/23/2014	DLC
1,3 Dichlorobenzene	EPA-8260	U	10	1	ug/Kg	10/23/2014	DLC



CERTIFICATE OF ANALYSIS

CLIENT:	Environmental Partners, Inc. 1180 NW Maple St, Suite 310 Issaquah, WA 98027	DATE:	10/27/2014
CLIENT CONTACT:	Doug Kunkel	ALS JOB#:	EV14100099
CLIENT PROJECT:	67002	ALS SAMPLE#:	EV14100099-06
CLIENT SAMPLE ID	SB-2:10	DATE RECEIVED:	10/16/2014
		COLLECTION DATE:	10/15/2014 9:51:00 AM
		WDOE ACCREDITATION:	C601

SAMPLE DATA RESULTS

ANALYTE	METHOD	RESULTS	REPORTING LIMITS	DILUTION FACTOR	UNITS	ANALYSIS DATE	ANALYSIS BY
1,4-Dichlorobenzene	EPA-8260	U	10	1	ug/Kg	10/23/2014	DLC
1,2-Dichlorobenzene	EPA-8260	U	10	1	ug/Kg	10/23/2014	DLC
1,2-Dibromo 3-Chloropropane	EPA-8260	U	50	1	ug/Kg	10/23/2014	DLC
1,2,4-Trichlorobenzene	EPA-8260	U	10	1	ug/Kg	10/23/2014	DLC
Hexachlorobutadiene	EPA-8260	U	10	1	ug/Kg	10/23/2014	DLC
1,2,3-Trichlorobenzene	EPA-8260	U	10	1	ug/Kg	10/23/2014	DLC

SURROGATE	METHOD	%REC	ANALYSIS DATE	ANALYSIS BY
1,2-Dichloroethane-d4	EPA-8260	123	10/23/2014	DLC
4-Bromofluorobenzene	EPA-8260	100	10/23/2014	DLC

U - Analyte analyzed for but not detected at level above reporting limit.



CERTIFICATE OF ANALYSIS

CLIENT:	Environmental Partners, Inc. 1180 NW Maple St, Suite 310 Issaquah, WA 98027	DATE:	10/27/2014
CLIENT CONTACT:	Doug Kunkel	ALS JOB#:	EV14100099
CLIENT PROJECT:	67002	ALS SAMPLE#:	EV14100099-07
CLIENT SAMPLE ID	SB-3:2	DATE RECEIVED:	10/16/2014
		COLLECTION DATE:	10/15/2014 2:25:00 PM
		WDOE ACCREDITATION:	C601

SAMPLE DATA RESULTS

ANALYTE	METHOD	RESULTS	REPORTING LIMITS	DILUTION FACTOR	UNITS	ANALYSIS	ANALYSIS
						DATE	BY
Dichlorodifluoromethane	EPA-8260	U	10	1	ug/Kg	10/23/2014	DLC
Chloromethane	EPA-8260	U	10	1	ug/Kg	10/23/2014	DLC
Vinyl Chloride	EPA-8260	U	10	1	ug/Kg	10/23/2014	DLC
Bromomethane	EPA-8260	U	10	1	ug/Kg	10/23/2014	DLC
Chloroethane	EPA-8260	U	10	1	ug/Kg	10/23/2014	DLC
Carbon Tetrachloride	EPA-8260	U	10	1	ug/Kg	10/23/2014	DLC
Trichlorofluoromethane	EPA-8260	U	10	1	ug/Kg	10/23/2014	DLC
1,1-Dichloroethene	EPA-8260	U	10	1	ug/Kg	10/23/2014	DLC
Methylene Chloride	EPA-8260	U	20	1	ug/Kg	10/23/2014	DLC
Trans-1,2-Dichloroethene	EPA-8260	U	10	1	ug/Kg	10/23/2014	DLC
1,1-Dichloroethane	EPA-8260	U	10	1	ug/Kg	10/23/2014	DLC
Cis-1,2-Dichloroethene	EPA-8260	U	10	1	ug/Kg	10/23/2014	DLC
2,2-Dichloropropane	EPA-8260	U	10	1	ug/Kg	10/23/2014	DLC
Bromochloromethane	EPA-8260	U	10	1	ug/Kg	10/23/2014	DLC
Chloroform	EPA-8260	U	10	1	ug/Kg	10/23/2014	DLC
1,1,1-Trichloroethane	EPA-8260	U	10	1	ug/Kg	10/23/2014	DLC
1,1-Dichloropropene	EPA-8260	U	10	1	ug/Kg	10/23/2014	DLC
1,2-Dichloroethane	EPA-8260	U	10	1	ug/Kg	10/23/2014	DLC
Trichloroethene	EPA-8260	U	10	1	ug/Kg	10/23/2014	DLC
1,2-Dichloropropane	EPA-8260	U	10	1	ug/Kg	10/23/2014	DLC
Dibromomethane	EPA-8260	U	10	1	ug/Kg	10/23/2014	DLC
Bromodichloromethane	EPA-8260	U	10	1	ug/Kg	10/23/2014	DLC
Trans-1,3-Dichloropropene	EPA-8260	U	10	1	ug/Kg	10/23/2014	DLC
Cis-1,3-Dichloropropene	EPA-8260	U	10	1	ug/Kg	10/23/2014	DLC
1,1,2-Trichloroethane	EPA-8260	U	10	1	ug/Kg	10/23/2014	DLC
1,3-Dichloropropane	EPA-8260	U	10	1	ug/Kg	10/23/2014	DLC
Tetrachloroethylene	EPA-8260	U	10	1	ug/Kg	10/23/2014	DLC
Dibromochloromethane	EPA-8260	U	10	1	ug/Kg	10/23/2014	DLC
1,2-Dibromoethane	EPA-8260	U	5.0	1	ug/Kg	10/23/2014	DLC
Chlorobenzene	EPA-8260	U	10	1	ug/Kg	10/23/2014	DLC
1,1,1,2-Tetrachloroethane	EPA-8260	U	10	1	ug/Kg	10/23/2014	DLC
Bromoform	EPA-8260	U	10	1	ug/Kg	10/23/2014	DLC
1,1,2,2-Tetrachloroethane	EPA-8260	U	10	1	ug/Kg	10/23/2014	DLC
1,2,3-Trichloropropane	EPA-8260	U	10	1	ug/Kg	10/23/2014	DLC
Bromobenzene	EPA-8260	U	10	1	ug/Kg	10/23/2014	DLC
2-Chlorotoluene	EPA-8260	U	10	1	ug/Kg	10/23/2014	DLC
4-Chlorotoluene	EPA-8260	U	10	1	ug/Kg	10/23/2014	DLC
1,3 Dichlorobenzene	EPA-8260	U	10	1	ug/Kg	10/23/2014	DLC



CERTIFICATE OF ANALYSIS

CLIENT:	Environmental Partners, Inc. 1180 NW Maple St, Suite 310 Issaquah, WA 98027	DATE:	10/27/2014
CLIENT CONTACT:	Doug Kunkel	ALS JOB#:	EV14100099
CLIENT PROJECT:	67002	ALS SAMPLE#:	EV14100099-07
CLIENT SAMPLE ID	SB-3:2	DATE RECEIVED:	10/16/2014
		COLLECTION DATE:	10/15/2014 2:25:00 PM
		WDOE ACCREDITATION:	C601

SAMPLE DATA RESULTS

ANALYTE	METHOD	RESULTS	REPORTING LIMITS	DILUTION FACTOR	UNITS	ANALYSIS DATE	ANALYSIS BY
1,4-Dichlorobenzene	EPA-8260	U	10	1	ug/Kg	10/23/2014	DLC
1,2-Dichlorobenzene	EPA-8260	U	10	1	ug/Kg	10/23/2014	DLC
1,2-Dibromo 3-Chloropropane	EPA-8260	U	50	1	ug/Kg	10/23/2014	DLC
1,2,4-Trichlorobenzene	EPA-8260	U	10	1	ug/Kg	10/23/2014	DLC
Hexachlorobutadiene	EPA-8260	U	10	1	ug/Kg	10/23/2014	DLC
1,2,3-Trichlorobenzene	EPA-8260	U	10	1	ug/Kg	10/23/2014	DLC

SURROGATE	METHOD	%REC	ANALYSIS DATE	ANALYSIS BY
1,2-Dichloroethane-d4	EPA-8260	127	10/23/2014	DLC
4-Bromofluorobenzene	EPA-8260	102	10/23/2014	DLC

U - Analyte analyzed for but not detected at level above reporting limit.



CERTIFICATE OF ANALYSIS

CLIENT:	Environmental Partners, Inc. 1180 NW Maple St, Suite 310 Issaquah, WA 98027	DATE:	10/27/2014
CLIENT CONTACT:	Doug Kunkel	ALS JOB#:	EV14100099
CLIENT PROJECT:	67002	ALS SAMPLE#:	EV14100099-08
CLIENT SAMPLE ID	SB-3:5	DATE RECEIVED:	10/16/2014
		COLLECTION DATE:	10/15/2014 2:29:00 PM
		WDOE ACCREDITATION:	C601

SAMPLE DATA RESULTS

ANALYTE	METHOD	RESULTS	REPORTING LIMITS	DILUTION FACTOR	UNITS	ANALYSIS	ANALYSIS
						DATE	BY
Dichlorodifluoromethane	EPA-8260	U	10	1	ug/Kg	10/23/2014	DLC
Chloromethane	EPA-8260	U	10	1	ug/Kg	10/23/2014	DLC
Vinyl Chloride	EPA-8260	U	10	1	ug/Kg	10/23/2014	DLC
Bromomethane	EPA-8260	U	10	1	ug/Kg	10/23/2014	DLC
Chloroethane	EPA-8260	U	10	1	ug/Kg	10/23/2014	DLC
Carbon Tetrachloride	EPA-8260	U	10	1	ug/Kg	10/23/2014	DLC
Trichlorofluoromethane	EPA-8260	U	10	1	ug/Kg	10/23/2014	DLC
1,1-Dichloroethene	EPA-8260	U	10	1	ug/Kg	10/23/2014	DLC
Methylene Chloride	EPA-8260	U	20	1	ug/Kg	10/23/2014	DLC
Trans-1,2-Dichloroethene	EPA-8260	U	10	1	ug/Kg	10/23/2014	DLC
1,1-Dichloroethane	EPA-8260	U	10	1	ug/Kg	10/23/2014	DLC
Cis-1,2-Dichloroethene	EPA-8260	U	10	1	ug/Kg	10/23/2014	DLC
2,2-Dichloropropane	EPA-8260	U	10	1	ug/Kg	10/23/2014	DLC
Bromochloromethane	EPA-8260	U	10	1	ug/Kg	10/23/2014	DLC
Chloroform	EPA-8260	U	10	1	ug/Kg	10/23/2014	DLC
1,1,1-Trichloroethane	EPA-8260	U	10	1	ug/Kg	10/23/2014	DLC
1,1-Dichloropropene	EPA-8260	U	10	1	ug/Kg	10/23/2014	DLC
1,2-Dichloroethane	EPA-8260	U	10	1	ug/Kg	10/23/2014	DLC
Trichloroethene	EPA-8260	U	10	1	ug/Kg	10/23/2014	DLC
1,2-Dichloropropane	EPA-8260	U	10	1	ug/Kg	10/23/2014	DLC
Dibromomethane	EPA-8260	U	10	1	ug/Kg	10/23/2014	DLC
Bromodichloromethane	EPA-8260	U	10	1	ug/Kg	10/23/2014	DLC
Trans-1,3-Dichloropropene	EPA-8260	U	10	1	ug/Kg	10/23/2014	DLC
Cis-1,3-Dichloropropene	EPA-8260	U	10	1	ug/Kg	10/23/2014	DLC
1,1,2-Trichloroethane	EPA-8260	U	10	1	ug/Kg	10/23/2014	DLC
1,3-Dichloropropane	EPA-8260	U	10	1	ug/Kg	10/23/2014	DLC
Tetrachloroethylene	EPA-8260	U	10	1	ug/Kg	10/23/2014	DLC
Dibromochloromethane	EPA-8260	U	10	1	ug/Kg	10/23/2014	DLC
1,2-Dibromoethane	EPA-8260	U	5.0	1	ug/Kg	10/23/2014	DLC
Chlorobenzene	EPA-8260	U	10	1	ug/Kg	10/23/2014	DLC
1,1,1,2-Tetrachloroethane	EPA-8260	U	10	1	ug/Kg	10/23/2014	DLC
Bromoform	EPA-8260	U	10	1	ug/Kg	10/23/2014	DLC
1,1,2,2-Tetrachloroethane	EPA-8260	U	10	1	ug/Kg	10/23/2014	DLC
1,2,3-Trichloropropane	EPA-8260	U	10	1	ug/Kg	10/23/2014	DLC
Bromobenzene	EPA-8260	U	10	1	ug/Kg	10/23/2014	DLC
2-Chlorotoluene	EPA-8260	U	10	1	ug/Kg	10/23/2014	DLC
4-Chlorotoluene	EPA-8260	U	10	1	ug/Kg	10/23/2014	DLC
1,3 Dichlorobenzene	EPA-8260	U	10	1	ug/Kg	10/23/2014	DLC



CERTIFICATE OF ANALYSIS

CLIENT:	Environmental Partners, Inc. 1180 NW Maple St, Suite 310 Issaquah, WA 98027	DATE:	10/27/2014
CLIENT CONTACT:	Doug Kunkel	ALS JOB#:	EV14100099
CLIENT PROJECT:	67002	ALS SAMPLE#:	EV14100099-08
CLIENT SAMPLE ID	SB-3:5	DATE RECEIVED:	10/16/2014
		COLLECTION DATE:	10/15/2014 2:29:00 PM
		WDOE ACCREDITATION:	C601

SAMPLE DATA RESULTS

ANALYTE	METHOD	RESULTS	REPORTING LIMITS	DILUTION FACTOR	UNITS	ANALYSIS DATE	ANALYSIS BY
1,4-Dichlorobenzene	EPA-8260	U	10	1	ug/Kg	10/23/2014	DLC
1,2-Dichlorobenzene	EPA-8260	U	10	1	ug/Kg	10/23/2014	DLC
1,2-Dibromo 3-Chloropropane	EPA-8260	U	50	1	ug/Kg	10/23/2014	DLC
1,2,4-Trichlorobenzene	EPA-8260	U	10	1	ug/Kg	10/23/2014	DLC
Hexachlorobutadiene	EPA-8260	U	10	1	ug/Kg	10/23/2014	DLC
1,2,3-Trichlorobenzene	EPA-8260	U	10	1	ug/Kg	10/23/2014	DLC

SURROGATE	METHOD	%REC	ANALYSIS DATE	ANALYSIS BY
1,2-Dichloroethane-d4	EPA-8260	123	10/23/2014	DLC
4-Bromofluorobenzene	EPA-8260	102	10/23/2014	DLC

U - Analyte analyzed for but not detected at level above reporting limit.



CERTIFICATE OF ANALYSIS

CLIENT:	Environmental Partners, Inc. 1180 NW Maple St, Suite 310 Issaquah, WA 98027	DATE:	10/27/2014
CLIENT CONTACT:	Doug Kunkel	ALS JOB#:	EV14100099
CLIENT PROJECT:	67002	ALS SAMPLE#:	EV14100099-09
CLIENT SAMPLE ID	SB-3:15	DATE RECEIVED:	10/16/2014
		COLLECTION DATE:	10/15/2014 2:35:00 PM
		WDOE ACCREDITATION:	C601

SAMPLE DATA RESULTS

ANALYTE	METHOD	RESULTS	REPORTING LIMITS	DILUTION FACTOR	UNITS	ANALYSIS	ANALYSIS
						DATE	BY
Dichlorodifluoromethane	EPA-8260	U	10	1	ug/Kg	10/23/2014	DLC
Chloromethane	EPA-8260	U	10	1	ug/Kg	10/23/2014	DLC
Vinyl Chloride	EPA-8260	U	10	1	ug/Kg	10/23/2014	DLC
Bromomethane	EPA-8260	U	10	1	ug/Kg	10/23/2014	DLC
Chloroethane	EPA-8260	U	10	1	ug/Kg	10/23/2014	DLC
Carbon Tetrachloride	EPA-8260	U	10	1	ug/Kg	10/23/2014	DLC
Trichlorofluoromethane	EPA-8260	U	10	1	ug/Kg	10/23/2014	DLC
1,1-Dichloroethene	EPA-8260	U	10	1	ug/Kg	10/23/2014	DLC
Methylene Chloride	EPA-8260	U	20	1	ug/Kg	10/23/2014	DLC
Trans-1,2-Dichloroethene	EPA-8260	U	10	1	ug/Kg	10/23/2014	DLC
1,1-Dichloroethane	EPA-8260	U	10	1	ug/Kg	10/23/2014	DLC
Cis-1,2-Dichloroethene	EPA-8260	U	10	1	ug/Kg	10/23/2014	DLC
2,2-Dichloropropane	EPA-8260	U	10	1	ug/Kg	10/23/2014	DLC
Bromochloromethane	EPA-8260	U	10	1	ug/Kg	10/23/2014	DLC
Chloroform	EPA-8260	U	10	1	ug/Kg	10/23/2014	DLC
1,1,1-Trichloroethane	EPA-8260	U	10	1	ug/Kg	10/23/2014	DLC
1,1-Dichloropropene	EPA-8260	U	10	1	ug/Kg	10/23/2014	DLC
1,2-Dichloroethane	EPA-8260	U	10	1	ug/Kg	10/23/2014	DLC
Trichloroethene	EPA-8260	U	10	1	ug/Kg	10/23/2014	DLC
1,2-Dichloropropane	EPA-8260	U	10	1	ug/Kg	10/23/2014	DLC
Dibromomethane	EPA-8260	U	10	1	ug/Kg	10/23/2014	DLC
Bromodichloromethane	EPA-8260	U	10	1	ug/Kg	10/23/2014	DLC
Trans-1,3-Dichloropropene	EPA-8260	U	10	1	ug/Kg	10/23/2014	DLC
Cis-1,3-Dichloropropene	EPA-8260	U	10	1	ug/Kg	10/23/2014	DLC
1,1,2-Trichloroethane	EPA-8260	U	10	1	ug/Kg	10/23/2014	DLC
1,3-Dichloropropane	EPA-8260	U	10	1	ug/Kg	10/23/2014	DLC
Tetrachloroethylene	EPA-8260	U	10	1	ug/Kg	10/23/2014	DLC
Dibromochloromethane	EPA-8260	U	10	1	ug/Kg	10/23/2014	DLC
1,2-Dibromoethane	EPA-8260	U	5.0	1	ug/Kg	10/23/2014	DLC
Chlorobenzene	EPA-8260	U	10	1	ug/Kg	10/23/2014	DLC
1,1,1,2-Tetrachloroethane	EPA-8260	U	10	1	ug/Kg	10/23/2014	DLC
Bromoform	EPA-8260	U	10	1	ug/Kg	10/23/2014	DLC
1,1,2,2-Tetrachloroethane	EPA-8260	U	10	1	ug/Kg	10/23/2014	DLC
1,2,3-Trichloropropane	EPA-8260	U	10	1	ug/Kg	10/23/2014	DLC
Bromobenzene	EPA-8260	U	10	1	ug/Kg	10/23/2014	DLC
2-Chlorotoluene	EPA-8260	U	10	1	ug/Kg	10/23/2014	DLC
4-Chlorotoluene	EPA-8260	U	10	1	ug/Kg	10/23/2014	DLC
1,3 Dichlorobenzene	EPA-8260	U	10	1	ug/Kg	10/23/2014	DLC



CERTIFICATE OF ANALYSIS

CLIENT:	Environmental Partners, Inc. 1180 NW Maple St, Suite 310 Issaquah, WA 98027	DATE:	10/27/2014
CLIENT CONTACT:	Doug Kunkel	ALS JOB#:	EV14100099
CLIENT PROJECT:	67002	ALS SAMPLE#:	EV14100099-09
CLIENT SAMPLE ID	SB-3:15	DATE RECEIVED:	10/16/2014
		COLLECTION DATE:	10/15/2014 2:35:00 PM
		WDOE ACCREDITATION:	C601

SAMPLE DATA RESULTS

ANALYTE	METHOD	RESULTS	REPORTING LIMITS	DILUTION FACTOR	UNITS	ANALYSIS DATE	ANALYSIS BY
1,4-Dichlorobenzene	EPA-8260	U	10	1	ug/Kg	10/23/2014	DLC
1,2-Dichlorobenzene	EPA-8260	U	10	1	ug/Kg	10/23/2014	DLC
1,2-Dibromo 3-Chloropropane	EPA-8260	U	50	1	ug/Kg	10/23/2014	DLC
1,2,4-Trichlorobenzene	EPA-8260	U	10	1	ug/Kg	10/23/2014	DLC
Hexachlorobutadiene	EPA-8260	U	10	1	ug/Kg	10/23/2014	DLC
1,2,3-Trichlorobenzene	EPA-8260	U	10	1	ug/Kg	10/23/2014	DLC

SURROGATE	METHOD	%REC	ANALYSIS DATE	ANALYSIS BY
1,2-Dichloroethane-d4	EPA-8260	123	10/23/2014	DLC
4-Bromofluorobenzene	EPA-8260	108	10/23/2014	DLC

U - Analyte analyzed for but not detected at level above reporting limit.



CERTIFICATE OF ANALYSIS

CLIENT:	Environmental Partners, Inc. 1180 NW Maple St, Suite 310 Issaquah, WA 98027	DATE:	10/27/2014
CLIENT CONTACT:	Doug Kunkel	ALS JOB#:	EV14100099
CLIENT PROJECT:	67002	ALS SAMPLE#:	EV14100099-10
CLIENT SAMPLE ID	SB-4:5	DATE RECEIVED:	10/16/2014
		COLLECTION DATE:	10/15/2014 1:25:00 PM
		WDOE ACCREDITATION:	C601

SAMPLE DATA RESULTS

ANALYTE	METHOD	RESULTS	REPORTING LIMITS	DILUTION FACTOR	UNITS	ANALYSIS	ANALYSIS
						DATE	BY
Dichlorodifluoromethane	EPA-8260	U	10	1	ug/Kg	10/23/2014	DLC
Chloromethane	EPA-8260	U	10	1	ug/Kg	10/23/2014	DLC
Vinyl Chloride	EPA-8260	U	10	1	ug/Kg	10/23/2014	DLC
Bromomethane	EPA-8260	U	10	1	ug/Kg	10/23/2014	DLC
Chloroethane	EPA-8260	U	10	1	ug/Kg	10/23/2014	DLC
Carbon Tetrachloride	EPA-8260	U	10	1	ug/Kg	10/23/2014	DLC
Trichlorofluoromethane	EPA-8260	U	10	1	ug/Kg	10/23/2014	DLC
1,1-Dichloroethene	EPA-8260	U	10	1	ug/Kg	10/23/2014	DLC
Methylene Chloride	EPA-8260	U	20	1	ug/Kg	10/23/2014	DLC
Trans-1,2-Dichloroethene	EPA-8260	U	10	1	ug/Kg	10/23/2014	DLC
1,1-Dichloroethane	EPA-8260	U	10	1	ug/Kg	10/23/2014	DLC
Cis-1,2-Dichloroethene	EPA-8260	U	10	1	ug/Kg	10/23/2014	DLC
2,2-Dichloropropane	EPA-8260	U	10	1	ug/Kg	10/23/2014	DLC
Bromochloromethane	EPA-8260	U	10	1	ug/Kg	10/23/2014	DLC
Chloroform	EPA-8260	U	10	1	ug/Kg	10/23/2014	DLC
1,1,1-Trichloroethane	EPA-8260	U	10	1	ug/Kg	10/23/2014	DLC
1,1-Dichloropropene	EPA-8260	U	10	1	ug/Kg	10/23/2014	DLC
1,2-Dichloroethane	EPA-8260	U	10	1	ug/Kg	10/23/2014	DLC
Trichloroethene	EPA-8260	U	10	1	ug/Kg	10/23/2014	DLC
1,2-Dichloropropane	EPA-8260	U	10	1	ug/Kg	10/23/2014	DLC
Dibromomethane	EPA-8260	U	10	1	ug/Kg	10/23/2014	DLC
Bromodichloromethane	EPA-8260	U	10	1	ug/Kg	10/23/2014	DLC
Trans-1,3-Dichloropropene	EPA-8260	U	10	1	ug/Kg	10/23/2014	DLC
Cis-1,3-Dichloropropene	EPA-8260	U	10	1	ug/Kg	10/23/2014	DLC
1,1,2-Trichloroethane	EPA-8260	U	10	1	ug/Kg	10/23/2014	DLC
1,3-Dichloropropane	EPA-8260	U	10	1	ug/Kg	10/23/2014	DLC
Tetrachloroethylene	EPA-8260	U	10	1	ug/Kg	10/23/2014	DLC
Dibromochloromethane	EPA-8260	U	10	1	ug/Kg	10/23/2014	DLC
1,2-Dibromoethane	EPA-8260	U	5.0	1	ug/Kg	10/23/2014	DLC
Chlorobenzene	EPA-8260	U	10	1	ug/Kg	10/23/2014	DLC
1,1,1,2-Tetrachloroethane	EPA-8260	U	10	1	ug/Kg	10/23/2014	DLC
Bromoform	EPA-8260	U	10	1	ug/Kg	10/23/2014	DLC
1,1,2,2-Tetrachloroethane	EPA-8260	U	10	1	ug/Kg	10/23/2014	DLC
1,2,3-Trichloropropane	EPA-8260	U	10	1	ug/Kg	10/23/2014	DLC
Bromobenzene	EPA-8260	U	10	1	ug/Kg	10/23/2014	DLC
2-Chlorotoluene	EPA-8260	U	10	1	ug/Kg	10/23/2014	DLC
4-Chlorotoluene	EPA-8260	U	10	1	ug/Kg	10/23/2014	DLC
1,3 Dichlorobenzene	EPA-8260	U	10	1	ug/Kg	10/23/2014	DLC



CERTIFICATE OF ANALYSIS

CLIENT:	Environmental Partners, Inc. 1180 NW Maple St, Suite 310 Issaquah, WA 98027	DATE:	10/27/2014
CLIENT CONTACT:	Doug Kunkel	ALS JOB#:	EV14100099
CLIENT PROJECT:	67002	ALS SAMPLE#:	EV14100099-10
CLIENT SAMPLE ID	SB-4:5	DATE RECEIVED:	10/16/2014
		COLLECTION DATE:	10/15/2014 1:25:00 PM
		WDOE ACCREDITATION:	C601

SAMPLE DATA RESULTS

ANALYTE	METHOD	RESULTS	REPORTING LIMITS	DILUTION FACTOR	UNITS	ANALYSIS DATE	ANALYSIS BY
1,4-Dichlorobenzene	EPA-8260	U	10	1	ug/Kg	10/23/2014	DLC
1,2-Dichlorobenzene	EPA-8260	U	10	1	ug/Kg	10/23/2014	DLC
1,2-Dibromo 3-Chloropropane	EPA-8260	U	50	1	ug/Kg	10/23/2014	DLC
1,2,4-Trichlorobenzene	EPA-8260	U	10	1	ug/Kg	10/23/2014	DLC
Hexachlorobutadiene	EPA-8260	U	10	1	ug/Kg	10/23/2014	DLC
1,2,3-Trichlorobenzene	EPA-8260	U	10	1	ug/Kg	10/23/2014	DLC

SURROGATE	METHOD	%REC	ANALYSIS DATE	ANALYSIS BY
1,2-Dichloroethane-d4	EPA-8260	134	10/23/2014	DLC
4-Bromofluorobenzene	EPA-8260	105	10/23/2014	DLC

U - Analyte analyzed for but not detected at level above reporting limit.



CERTIFICATE OF ANALYSIS

CLIENT:	Environmental Partners, Inc. 1180 NW Maple St, Suite 310 Issaquah, WA 98027	DATE:	10/27/2014
CLIENT CONTACT:	Doug Kunkel	ALS JOB#:	EV14100099
CLIENT PROJECT:	67002	ALS SAMPLE#:	EV14100099-11
CLIENT SAMPLE ID	SB-4:8	DATE RECEIVED:	10/16/2014
		COLLECTION DATE:	10/15/2014 1:29:00 PM
		WDOE ACCREDITATION:	C601

SAMPLE DATA RESULTS

ANALYTE	METHOD	RESULTS	REPORTING LIMITS	DILUTION FACTOR	UNITS	ANALYSIS	ANALYSIS
						DATE	BY
Dichlorodifluoromethane	EPA-8260	U	10	1	ug/Kg	10/23/2014	DLC
Chloromethane	EPA-8260	U	10	1	ug/Kg	10/23/2014	DLC
Vinyl Chloride	EPA-8260	U	10	1	ug/Kg	10/23/2014	DLC
Bromomethane	EPA-8260	U	10	1	ug/Kg	10/23/2014	DLC
Chloroethane	EPA-8260	U	10	1	ug/Kg	10/23/2014	DLC
Carbon Tetrachloride	EPA-8260	U	10	1	ug/Kg	10/23/2014	DLC
Trichlorofluoromethane	EPA-8260	U	10	1	ug/Kg	10/23/2014	DLC
1,1-Dichloroethene	EPA-8260	U	10	1	ug/Kg	10/23/2014	DLC
Methylene Chloride	EPA-8260	U	20	1	ug/Kg	10/23/2014	DLC
Trans-1,2-Dichloroethene	EPA-8260	U	10	1	ug/Kg	10/23/2014	DLC
1,1-Dichloroethane	EPA-8260	U	10	1	ug/Kg	10/23/2014	DLC
Cis-1,2-Dichloroethene	EPA-8260	U	10	1	ug/Kg	10/23/2014	DLC
2,2-Dichloropropane	EPA-8260	U	10	1	ug/Kg	10/23/2014	DLC
Bromochloromethane	EPA-8260	U	10	1	ug/Kg	10/23/2014	DLC
Chloroform	EPA-8260	U	10	1	ug/Kg	10/23/2014	DLC
1,1,1-Trichloroethane	EPA-8260	U	10	1	ug/Kg	10/23/2014	DLC
1,1-Dichloropropene	EPA-8260	U	10	1	ug/Kg	10/23/2014	DLC
1,2-Dichloroethane	EPA-8260	U	10	1	ug/Kg	10/23/2014	DLC
Trichloroethene	EPA-8260	U	10	1	ug/Kg	10/23/2014	DLC
1,2-Dichloropropane	EPA-8260	U	10	1	ug/Kg	10/23/2014	DLC
Dibromomethane	EPA-8260	U	10	1	ug/Kg	10/23/2014	DLC
Bromodichloromethane	EPA-8260	U	10	1	ug/Kg	10/23/2014	DLC
Trans-1,3-Dichloropropene	EPA-8260	U	10	1	ug/Kg	10/23/2014	DLC
Cis-1,3-Dichloropropene	EPA-8260	U	10	1	ug/Kg	10/23/2014	DLC
1,1,2-Trichloroethane	EPA-8260	U	10	1	ug/Kg	10/23/2014	DLC
1,3-Dichloropropane	EPA-8260	U	10	1	ug/Kg	10/23/2014	DLC
Tetrachloroethylene	EPA-8260	U	10	1	ug/Kg	10/23/2014	DLC
Dibromochloromethane	EPA-8260	U	10	1	ug/Kg	10/23/2014	DLC
1,2-Dibromoethane	EPA-8260	U	5.0	1	ug/Kg	10/23/2014	DLC
Chlorobenzene	EPA-8260	U	10	1	ug/Kg	10/23/2014	DLC
1,1,1,2-Tetrachloroethane	EPA-8260	U	10	1	ug/Kg	10/23/2014	DLC
Bromoform	EPA-8260	U	10	1	ug/Kg	10/23/2014	DLC
1,1,2,2-Tetrachloroethane	EPA-8260	U	10	1	ug/Kg	10/23/2014	DLC
1,2,3-Trichloropropane	EPA-8260	U	10	1	ug/Kg	10/23/2014	DLC
Bromobenzene	EPA-8260	U	10	1	ug/Kg	10/23/2014	DLC
2-Chlorotoluene	EPA-8260	U	10	1	ug/Kg	10/23/2014	DLC
4-Chlorotoluene	EPA-8260	U	10	1	ug/Kg	10/23/2014	DLC
1,3 Dichlorobenzene	EPA-8260	U	10	1	ug/Kg	10/23/2014	DLC



CERTIFICATE OF ANALYSIS

CLIENT:	Environmental Partners, Inc. 1180 NW Maple St, Suite 310 Issaquah, WA 98027	DATE:	10/27/2014
CLIENT CONTACT:	Doug Kunkel	ALS JOB#:	EV14100099
CLIENT PROJECT:	67002	ALS SAMPLE#:	EV14100099-11
CLIENT SAMPLE ID	SB-4:8	DATE RECEIVED:	10/16/2014
		COLLECTION DATE:	10/15/2014 1:29:00 PM
		WDOE ACCREDITATION:	C601

SAMPLE DATA RESULTS

ANALYTE	METHOD	RESULTS	REPORTING LIMITS	DILUTION FACTOR	UNITS	ANALYSIS DATE	ANALYSIS BY
1,4-Dichlorobenzene	EPA-8260	U	10	1	ug/Kg	10/23/2014	DLC
1,2-Dichlorobenzene	EPA-8260	U	10	1	ug/Kg	10/23/2014	DLC
1,2-Dibromo 3-Chloropropane	EPA-8260	U	50	1	ug/Kg	10/23/2014	DLC
1,2,4-Trichlorobenzene	EPA-8260	U	10	1	ug/Kg	10/23/2014	DLC
Hexachlorobutadiene	EPA-8260	U	10	1	ug/Kg	10/23/2014	DLC
1,2,3-Trichlorobenzene	EPA-8260	U	10	1	ug/Kg	10/23/2014	DLC

SURROGATE	METHOD	%REC	ANALYSIS DATE	ANALYSIS BY
1,2-Dichloroethane-d4	EPA-8260	132	10/23/2014	DLC
4-Bromofluorobenzene	EPA-8260	110	10/23/2014	DLC

U - Analyte analyzed for but not detected at level above reporting limit.



CERTIFICATE OF ANALYSIS

CLIENT:	Environmental Partners, Inc. 1180 NW Maple St, Suite 310 Issaquah, WA 98027	DATE:	10/27/2014
CLIENT CONTACT:	Doug Kunkel	ALS JOB#:	EV14100099
CLIENT PROJECT:	67002	ALS SAMPLE#:	EV14100099-12
CLIENT SAMPLE ID	SB-4:14	DATE RECEIVED:	10/16/2014
		COLLECTION DATE:	10/15/2014 1:38:00 PM
		WDOE ACCREDITATION:	C601

SAMPLE DATA RESULTS

ANALYTE	METHOD	RESULTS	REPORTING LIMITS	DILUTION FACTOR	UNITS	ANALYSIS	ANALYSIS
						DATE	BY
Dichlorodifluoromethane	EPA-8260	U	10	1	ug/Kg	10/23/2014	DLC
Chloromethane	EPA-8260	U	10	1	ug/Kg	10/23/2014	DLC
Vinyl Chloride	EPA-8260	U	10	1	ug/Kg	10/23/2014	DLC
Bromomethane	EPA-8260	U	10	1	ug/Kg	10/23/2014	DLC
Chloroethane	EPA-8260	U	10	1	ug/Kg	10/23/2014	DLC
Carbon Tetrachloride	EPA-8260	U	10	1	ug/Kg	10/23/2014	DLC
Trichlorofluoromethane	EPA-8260	U	10	1	ug/Kg	10/23/2014	DLC
1,1-Dichloroethene	EPA-8260	U	10	1	ug/Kg	10/23/2014	DLC
Methylene Chloride	EPA-8260	U	20	1	ug/Kg	10/23/2014	DLC
Trans-1,2-Dichloroethene	EPA-8260	U	10	1	ug/Kg	10/23/2014	DLC
1,1-Dichloroethane	EPA-8260	U	10	1	ug/Kg	10/23/2014	DLC
Cis-1,2-Dichloroethene	EPA-8260	U	10	1	ug/Kg	10/23/2014	DLC
2,2-Dichloropropane	EPA-8260	U	10	1	ug/Kg	10/23/2014	DLC
Bromochloromethane	EPA-8260	U	10	1	ug/Kg	10/23/2014	DLC
Chloroform	EPA-8260	U	10	1	ug/Kg	10/23/2014	DLC
1,1,1-Trichloroethane	EPA-8260	U	10	1	ug/Kg	10/23/2014	DLC
1,1-Dichloropropene	EPA-8260	U	10	1	ug/Kg	10/23/2014	DLC
1,2-Dichloroethane	EPA-8260	U	10	1	ug/Kg	10/23/2014	DLC
Trichloroethene	EPA-8260	U	10	1	ug/Kg	10/23/2014	DLC
1,2-Dichloropropane	EPA-8260	U	10	1	ug/Kg	10/23/2014	DLC
Dibromomethane	EPA-8260	U	10	1	ug/Kg	10/23/2014	DLC
Bromodichloromethane	EPA-8260	U	10	1	ug/Kg	10/23/2014	DLC
Trans-1,3-Dichloropropene	EPA-8260	U	10	1	ug/Kg	10/23/2014	DLC
Cis-1,3-Dichloropropene	EPA-8260	U	10	1	ug/Kg	10/23/2014	DLC
1,1,2-Trichloroethane	EPA-8260	U	10	1	ug/Kg	10/23/2014	DLC
1,3-Dichloropropane	EPA-8260	U	10	1	ug/Kg	10/23/2014	DLC
Tetrachloroethylene	EPA-8260	U	10	1	ug/Kg	10/23/2014	DLC
Dibromochloromethane	EPA-8260	U	10	1	ug/Kg	10/23/2014	DLC
1,2-Dibromoethane	EPA-8260	U	5.0	1	ug/Kg	10/23/2014	DLC
Chlorobenzene	EPA-8260	U	10	1	ug/Kg	10/23/2014	DLC
1,1,1,2-Tetrachloroethane	EPA-8260	U	10	1	ug/Kg	10/23/2014	DLC
Bromoform	EPA-8260	U	10	1	ug/Kg	10/23/2014	DLC
1,1,2,2-Tetrachloroethane	EPA-8260	U	10	1	ug/Kg	10/23/2014	DLC
1,2,3-Trichloropropane	EPA-8260	U	10	1	ug/Kg	10/23/2014	DLC
Bromobenzene	EPA-8260	U	10	1	ug/Kg	10/23/2014	DLC
2-Chlorotoluene	EPA-8260	U	10	1	ug/Kg	10/23/2014	DLC
4-Chlorotoluene	EPA-8260	U	10	1	ug/Kg	10/23/2014	DLC
1,3 Dichlorobenzene	EPA-8260	U	10	1	ug/Kg	10/23/2014	DLC



CERTIFICATE OF ANALYSIS

CLIENT:	Environmental Partners, Inc. 1180 NW Maple St, Suite 310 Issaquah, WA 98027	DATE:	10/27/2014
CLIENT CONTACT:	Doug Kunkel	ALS JOB#:	EV14100099
CLIENT PROJECT:	67002	ALS SAMPLE#:	EV14100099-12
CLIENT SAMPLE ID	SB-4:14	DATE RECEIVED:	10/16/2014
		COLLECTION DATE:	10/15/2014 1:38:00 PM
		WDOE ACCREDITATION:	C601

SAMPLE DATA RESULTS

ANALYTE	METHOD	RESULTS	REPORTING LIMITS	DILUTION FACTOR	UNITS	ANALYSIS DATE	ANALYSIS BY
1,4-Dichlorobenzene	EPA-8260	U	10	1	ug/Kg	10/23/2014	DLC
1,2-Dichlorobenzene	EPA-8260	U	10	1	ug/Kg	10/23/2014	DLC
1,2-Dibromo 3-Chloropropane	EPA-8260	U	50	1	ug/Kg	10/23/2014	DLC
1,2,4-Trichlorobenzene	EPA-8260	U	10	1	ug/Kg	10/23/2014	DLC
Hexachlorobutadiene	EPA-8260	U	10	1	ug/Kg	10/23/2014	DLC
1,2,3-Trichlorobenzene	EPA-8260	U	10	1	ug/Kg	10/23/2014	DLC

SURROGATE	METHOD	%REC	ANALYSIS DATE	ANALYSIS BY
1,2-Dichloroethane-d4	EPA-8260	128	10/23/2014	DLC
4-Bromofluorobenzene	EPA-8260	106	10/23/2014	DLC

U - Analyte analyzed for but not detected at level above reporting limit.



CERTIFICATE OF ANALYSIS

CLIENT:	Environmental Partners, Inc. 1180 NW Maple St, Suite 310 Issaquah, WA 98027	DATE:	10/27/2014
CLIENT CONTACT:	Doug Kunkel	ALS JOB#:	EV14100099
CLIENT PROJECT:	67002	ALS SAMPLE#:	EV14100099-13
CLIENT SAMPLE ID	SB-5:5	DATE RECEIVED:	10/16/2014
		COLLECTION DATE:	10/15/2014 11:01:00 AM
		WDOE ACCREDITATION:	C601

SAMPLE DATA RESULTS

ANALYTE	METHOD	RESULTS	REPORTING LIMITS	DILUTION FACTOR	UNITS	ANALYSIS	ANALYSIS
						DATE	BY
Dichlorodifluoromethane	EPA-8260	U	10	1	ug/Kg	10/23/2014	DLC
Chloromethane	EPA-8260	U	10	1	ug/Kg	10/23/2014	DLC
Vinyl Chloride	EPA-8260	U	10	1	ug/Kg	10/23/2014	DLC
Bromomethane	EPA-8260	U	10	1	ug/Kg	10/23/2014	DLC
Chloroethane	EPA-8260	U	10	1	ug/Kg	10/23/2014	DLC
Carbon Tetrachloride	EPA-8260	U	10	1	ug/Kg	10/23/2014	DLC
Trichlorofluoromethane	EPA-8260	U	10	1	ug/Kg	10/23/2014	DLC
1,1-Dichloroethene	EPA-8260	U	10	1	ug/Kg	10/23/2014	DLC
Methylene Chloride	EPA-8260	U	20	1	ug/Kg	10/23/2014	DLC
Trans-1,2-Dichloroethene	EPA-8260	U	10	1	ug/Kg	10/23/2014	DLC
1,1-Dichloroethane	EPA-8260	U	10	1	ug/Kg	10/23/2014	DLC
Cis-1,2-Dichloroethene	EPA-8260	U	10	1	ug/Kg	10/23/2014	DLC
2,2-Dichloropropane	EPA-8260	U	10	1	ug/Kg	10/23/2014	DLC
Bromochloromethane	EPA-8260	U	10	1	ug/Kg	10/23/2014	DLC
Chloroform	EPA-8260	U	10	1	ug/Kg	10/23/2014	DLC
1,1,1-Trichloroethane	EPA-8260	U	10	1	ug/Kg	10/23/2014	DLC
1,1-Dichloropropene	EPA-8260	U	10	1	ug/Kg	10/23/2014	DLC
1,2-Dichloroethane	EPA-8260	U	10	1	ug/Kg	10/23/2014	DLC
Trichloroethene	EPA-8260	U	10	1	ug/Kg	10/23/2014	DLC
1,2-Dichloropropane	EPA-8260	U	10	1	ug/Kg	10/23/2014	DLC
Dibromomethane	EPA-8260	U	10	1	ug/Kg	10/23/2014	DLC
Bromodichloromethane	EPA-8260	U	10	1	ug/Kg	10/23/2014	DLC
Trans-1,3-Dichloropropene	EPA-8260	U	10	1	ug/Kg	10/23/2014	DLC
Cis-1,3-Dichloropropene	EPA-8260	U	10	1	ug/Kg	10/23/2014	DLC
1,1,2-Trichloroethane	EPA-8260	U	10	1	ug/Kg	10/23/2014	DLC
1,3-Dichloropropane	EPA-8260	U	10	1	ug/Kg	10/23/2014	DLC
Tetrachloroethylene	EPA-8260	U	10	1	ug/Kg	10/23/2014	DLC
Dibromochloromethane	EPA-8260	U	10	1	ug/Kg	10/23/2014	DLC
1,2-Dibromoethane	EPA-8260	U	5.0	1	ug/Kg	10/23/2014	DLC
Chlorobenzene	EPA-8260	U	10	1	ug/Kg	10/23/2014	DLC
1,1,1,2-Tetrachloroethane	EPA-8260	U	10	1	ug/Kg	10/23/2014	DLC
Bromoform	EPA-8260	U	10	1	ug/Kg	10/23/2014	DLC
1,1,2,2-Tetrachloroethane	EPA-8260	U	10	1	ug/Kg	10/23/2014	DLC
1,2,3-Trichloropropane	EPA-8260	U	10	1	ug/Kg	10/23/2014	DLC
Bromobenzene	EPA-8260	U	10	1	ug/Kg	10/23/2014	DLC
2-Chlorotoluene	EPA-8260	U	10	1	ug/Kg	10/23/2014	DLC
4-Chlorotoluene	EPA-8260	U	10	1	ug/Kg	10/23/2014	DLC
1,3 Dichlorobenzene	EPA-8260	U	10	1	ug/Kg	10/23/2014	DLC



CERTIFICATE OF ANALYSIS

CLIENT:	Environmental Partners, Inc. 1180 NW Maple St, Suite 310 Issaquah, WA 98027	DATE:	10/27/2014
CLIENT CONTACT:	Doug Kunkel	ALS JOB#:	EV14100099
CLIENT PROJECT:	67002	ALS SAMPLE#:	EV14100099-13
CLIENT SAMPLE ID	SB-5:5	DATE RECEIVED:	10/16/2014
		COLLECTION DATE:	10/15/2014 11:01:00 AM
		WDOE ACCREDITATION:	C601

SAMPLE DATA RESULTS

ANALYTE	METHOD	RESULTS	REPORTING LIMITS	DILUTION FACTOR	UNITS	ANALYSIS DATE	ANALYSIS BY
1,4-Dichlorobenzene	EPA-8260	U	10	1	ug/Kg	10/23/2014	DLC
1,2-Dichlorobenzene	EPA-8260	U	10	1	ug/Kg	10/23/2014	DLC
1,2-Dibromo 3-Chloropropane	EPA-8260	U	50	1	ug/Kg	10/23/2014	DLC
1,2,4-Trichlorobenzene	EPA-8260	U	10	1	ug/Kg	10/23/2014	DLC
Hexachlorobutadiene	EPA-8260	U	10	1	ug/Kg	10/23/2014	DLC
1,2,3-Trichlorobenzene	EPA-8260	U	10	1	ug/Kg	10/23/2014	DLC

SURROGATE	METHOD	%REC	ANALYSIS DATE	ANALYSIS BY
1,2-Dichloroethane-d4	EPA-8260	136	10/23/2014	DLC
4-Bromofluorobenzene	EPA-8260	104	10/23/2014	DLC

U - Analyte analyzed for but not detected at level above reporting limit.



CERTIFICATE OF ANALYSIS

CLIENT:	Environmental Partners, Inc. 1180 NW Maple St, Suite 310 Issaquah, WA 98027	DATE:	10/27/2014
CLIENT CONTACT:	Doug Kunkel	ALS JOB#:	EV14100099
CLIENT PROJECT:	67002	ALS SAMPLE#:	EV14100099-14
CLIENT SAMPLE ID	SB-5:10	DATE RECEIVED:	10/16/2014
		COLLECTION DATE:	10/15/2014 11:07:00 AM
		WDOE ACCREDITATION:	C601

SAMPLE DATA RESULTS

ANALYTE	METHOD	RESULTS	REPORTING LIMITS	DILUTION FACTOR	UNITS	ANALYSIS	ANALYSIS
						DATE	BY
Dichlorodifluoromethane	EPA-8260	U	10	1	ug/Kg	10/23/2014	DLC
Chloromethane	EPA-8260	U	10	1	ug/Kg	10/23/2014	DLC
Vinyl Chloride	EPA-8260	U	10	1	ug/Kg	10/23/2014	DLC
Bromomethane	EPA-8260	U	10	1	ug/Kg	10/23/2014	DLC
Chloroethane	EPA-8260	U	10	1	ug/Kg	10/23/2014	DLC
Carbon Tetrachloride	EPA-8260	U	10	1	ug/Kg	10/23/2014	DLC
Trichlorofluoromethane	EPA-8260	U	10	1	ug/Kg	10/23/2014	DLC
1,1-Dichloroethene	EPA-8260	U	10	1	ug/Kg	10/23/2014	DLC
Methylene Chloride	EPA-8260	U	20	1	ug/Kg	10/23/2014	DLC
Trans-1,2-Dichloroethene	EPA-8260	U	10	1	ug/Kg	10/23/2014	DLC
1,1-Dichloroethane	EPA-8260	U	10	1	ug/Kg	10/23/2014	DLC
Cis-1,2-Dichloroethene	EPA-8260	U	10	1	ug/Kg	10/23/2014	DLC
2,2-Dichloropropane	EPA-8260	U	10	1	ug/Kg	10/23/2014	DLC
Bromochloromethane	EPA-8260	U	10	1	ug/Kg	10/23/2014	DLC
Chloroform	EPA-8260	U	10	1	ug/Kg	10/23/2014	DLC
1,1,1-Trichloroethane	EPA-8260	U	10	1	ug/Kg	10/23/2014	DLC
1,1-Dichloropropene	EPA-8260	U	10	1	ug/Kg	10/23/2014	DLC
1,2-Dichloroethane	EPA-8260	U	10	1	ug/Kg	10/23/2014	DLC
Trichloroethene	EPA-8260	U	10	1	ug/Kg	10/23/2014	DLC
1,2-Dichloropropane	EPA-8260	U	10	1	ug/Kg	10/23/2014	DLC
Dibromomethane	EPA-8260	U	10	1	ug/Kg	10/23/2014	DLC
Bromodichloromethane	EPA-8260	U	10	1	ug/Kg	10/23/2014	DLC
Trans-1,3-Dichloropropene	EPA-8260	U	10	1	ug/Kg	10/23/2014	DLC
Cis-1,3-Dichloropropene	EPA-8260	U	10	1	ug/Kg	10/23/2014	DLC
1,1,2-Trichloroethane	EPA-8260	U	10	1	ug/Kg	10/23/2014	DLC
1,3-Dichloropropane	EPA-8260	U	10	1	ug/Kg	10/23/2014	DLC
Tetrachloroethylene	EPA-8260	U	10	1	ug/Kg	10/23/2014	DLC
Dibromochloromethane	EPA-8260	U	10	1	ug/Kg	10/23/2014	DLC
1,2-Dibromoethane	EPA-8260	U	5.0	1	ug/Kg	10/23/2014	DLC
Chlorobenzene	EPA-8260	U	10	1	ug/Kg	10/23/2014	DLC
1,1,1,2-Tetrachloroethane	EPA-8260	U	10	1	ug/Kg	10/23/2014	DLC
Bromoform	EPA-8260	U	10	1	ug/Kg	10/23/2014	DLC
1,1,2,2-Tetrachloroethane	EPA-8260	U	10	1	ug/Kg	10/23/2014	DLC
1,2,3-Trichloropropane	EPA-8260	U	10	1	ug/Kg	10/23/2014	DLC
Bromobenzene	EPA-8260	U	10	1	ug/Kg	10/23/2014	DLC
2-Chlorotoluene	EPA-8260	U	10	1	ug/Kg	10/23/2014	DLC
4-Chlorotoluene	EPA-8260	U	10	1	ug/Kg	10/23/2014	DLC
1,3 Dichlorobenzene	EPA-8260	U	10	1	ug/Kg	10/23/2014	DLC



CERTIFICATE OF ANALYSIS

CLIENT:	Environmental Partners, Inc. 1180 NW Maple St, Suite 310 Issaquah, WA 98027	DATE:	10/27/2014
CLIENT CONTACT:	Doug Kunkel	ALS JOB#:	EV14100099
CLIENT PROJECT:	67002	ALS SAMPLE#:	EV14100099-14
CLIENT SAMPLE ID	SB-5:10	DATE RECEIVED:	10/16/2014
		COLLECTION DATE:	10/15/2014 11:07:00 AM
		WDOE ACCREDITATION:	C601

SAMPLE DATA RESULTS

ANALYTE	METHOD	RESULTS	REPORTING LIMITS	DILUTION FACTOR	UNITS	ANALYSIS DATE	ANALYSIS BY
1,4-Dichlorobenzene	EPA-8260	U	10	1	ug/Kg	10/23/2014	DLC
1,2-Dichlorobenzene	EPA-8260	U	10	1	ug/Kg	10/23/2014	DLC
1,2-Dibromo 3-Chloropropane	EPA-8260	U	50	1	ug/Kg	10/23/2014	DLC
1,2,4-Trichlorobenzene	EPA-8260	U	10	1	ug/Kg	10/23/2014	DLC
Hexachlorobutadiene	EPA-8260	U	10	1	ug/Kg	10/23/2014	DLC
1,2,3-Trichlorobenzene	EPA-8260	U	10	1	ug/Kg	10/23/2014	DLC

SURROGATE	METHOD	%REC	ANALYSIS DATE	ANALYSIS BY
1,2-Dichloroethane-d4	EPA-8260	135	10/23/2014	DLC
4-Bromofluorobenzene	EPA-8260	101	10/23/2014	DLC

U - Analyte analyzed for but not detected at level above reporting limit.



CERTIFICATE OF ANALYSIS

CLIENT:	Environmental Partners, Inc. 1180 NW Maple St, Suite 310 Issaquah, WA 98027	DATE:	10/27/2014
CLIENT CONTACT:	Doug Kunkel	ALS JOB#:	EV14100099
CLIENT PROJECT:	67002	ALS SAMPLE#:	EV14100099-15
CLIENT SAMPLE ID	SB-5:15	DATE RECEIVED:	10/16/2014
		COLLECTION DATE:	10/15/2014 11:14:00 AM
		WDOE ACCREDITATION:	C601

SAMPLE DATA RESULTS

ANALYTE	METHOD	RESULTS	REPORTING LIMITS	DILUTION FACTOR	UNITS	ANALYSIS	ANALYSIS
						DATE	BY
Dichlorodifluoromethane	EPA-8260	U	10	1	ug/Kg	10/23/2014	DLC
Chloromethane	EPA-8260	U	10	1	ug/Kg	10/23/2014	DLC
Vinyl Chloride	EPA-8260	U	10	1	ug/Kg	10/23/2014	DLC
Bromomethane	EPA-8260	U	10	1	ug/Kg	10/23/2014	DLC
Chloroethane	EPA-8260	U	10	1	ug/Kg	10/23/2014	DLC
Carbon Tetrachloride	EPA-8260	U	10	1	ug/Kg	10/23/2014	DLC
Trichlorofluoromethane	EPA-8260	U	10	1	ug/Kg	10/23/2014	DLC
1,1-Dichloroethene	EPA-8260	U	10	1	ug/Kg	10/23/2014	DLC
Methylene Chloride	EPA-8260	U	20	1	ug/Kg	10/23/2014	DLC
Trans-1,2-Dichloroethene	EPA-8260	U	10	1	ug/Kg	10/23/2014	DLC
1,1-Dichloroethane	EPA-8260	U	10	1	ug/Kg	10/23/2014	DLC
Cis-1,2-Dichloroethene	EPA-8260	U	10	1	ug/Kg	10/23/2014	DLC
2,2-Dichloropropane	EPA-8260	U	10	1	ug/Kg	10/23/2014	DLC
Bromochloromethane	EPA-8260	U	10	1	ug/Kg	10/23/2014	DLC
Chloroform	EPA-8260	U	10	1	ug/Kg	10/23/2014	DLC
1,1,1-Trichloroethane	EPA-8260	U	10	1	ug/Kg	10/23/2014	DLC
1,1-Dichloropropene	EPA-8260	U	10	1	ug/Kg	10/23/2014	DLC
1,2-Dichloroethane	EPA-8260	U	10	1	ug/Kg	10/23/2014	DLC
Trichloroethene	EPA-8260	U	10	1	ug/Kg	10/23/2014	DLC
1,2-Dichloropropane	EPA-8260	U	10	1	ug/Kg	10/23/2014	DLC
Dibromomethane	EPA-8260	U	10	1	ug/Kg	10/23/2014	DLC
Bromodichloromethane	EPA-8260	U	10	1	ug/Kg	10/23/2014	DLC
Trans-1,3-Dichloropropene	EPA-8260	U	10	1	ug/Kg	10/23/2014	DLC
Cis-1,3-Dichloropropene	EPA-8260	U	10	1	ug/Kg	10/23/2014	DLC
1,1,2-Trichloroethane	EPA-8260	U	10	1	ug/Kg	10/23/2014	DLC
1,3-Dichloropropane	EPA-8260	U	10	1	ug/Kg	10/23/2014	DLC
Tetrachloroethylene	EPA-8260	U	10	1	ug/Kg	10/23/2014	DLC
Dibromochloromethane	EPA-8260	U	10	1	ug/Kg	10/23/2014	DLC
1,2-Dibromoethane	EPA-8260	U	5.0	1	ug/Kg	10/23/2014	DLC
Chlorobenzene	EPA-8260	U	10	1	ug/Kg	10/23/2014	DLC
1,1,1,2-Tetrachloroethane	EPA-8260	U	10	1	ug/Kg	10/23/2014	DLC
Bromoform	EPA-8260	U	10	1	ug/Kg	10/23/2014	DLC
1,1,2,2-Tetrachloroethane	EPA-8260	U	10	1	ug/Kg	10/23/2014	DLC
1,2,3-Trichloropropane	EPA-8260	U	10	1	ug/Kg	10/23/2014	DLC
Bromobenzene	EPA-8260	U	10	1	ug/Kg	10/23/2014	DLC
2-Chlorotoluene	EPA-8260	U	10	1	ug/Kg	10/23/2014	DLC
4-Chlorotoluene	EPA-8260	U	10	1	ug/Kg	10/23/2014	DLC
1,3 Dichlorobenzene	EPA-8260	U	10	1	ug/Kg	10/23/2014	DLC

CERTIFICATE OF ANALYSIS

CLIENT:	Environmental Partners, Inc. 1180 NW Maple St, Suite 310 Issaquah, WA 98027	DATE:	10/27/2014
CLIENT CONTACT:	Doug Kunkel	ALS JOB#:	EV14100099
CLIENT PROJECT:	67002	ALS SAMPLE#:	EV14100099-15
CLIENT SAMPLE ID	SB-5:15	DATE RECEIVED:	10/16/2014
		COLLECTION DATE:	10/15/2014 11:14:00 AM
		WDOE ACCREDITATION:	C601

SAMPLE DATA RESULTS

ANALYTE	METHOD	RESULTS	REPORTING LIMITS	DILUTION FACTOR	UNITS	ANALYSIS DATE	ANALYSIS BY
1,4-Dichlorobenzene	EPA-8260	U	10	1	ug/Kg	10/23/2014	DLC
1,2-Dichlorobenzene	EPA-8260	U	10	1	ug/Kg	10/23/2014	DLC
1,2-Dibromo 3-Chloropropane	EPA-8260	U	50	1	ug/Kg	10/23/2014	DLC
1,2,4-Trichlorobenzene	EPA-8260	U	10	1	ug/Kg	10/23/2014	DLC
Hexachlorobutadiene	EPA-8260	U	10	1	ug/Kg	10/23/2014	DLC
1,2,3-Trichlorobenzene	EPA-8260	U	10	1	ug/Kg	10/23/2014	DLC

SURROGATE	METHOD	%REC	ANALYSIS DATE	ANALYSIS BY
1,2-Dichloroethane-d4	EPA-8260	134	10/23/2014	DLC
4-Bromofluorobenzene	EPA-8260	103	10/23/2014	DLC

U - Analyte analyzed for but not detected at level above reporting limit.



CERTIFICATE OF ANALYSIS

CLIENT:	Environmental Partners, Inc. 1180 NW Maple St, Suite 310 Issaquah, WA 98027	DATE:	10/27/2014
CLIENT CONTACT:	Doug Kunkel	ALS JOB#:	EV14100099
CLIENT PROJECT:	67002	ALS SAMPLE#:	EV14100099-16
CLIENT SAMPLE ID	SB-6:5	DATE RECEIVED:	10/16/2014
		COLLECTION DATE:	10/15/2014 3:00:00 PM
		WDOE ACCREDITATION:	C601

SAMPLE DATA RESULTS

ANALYTE	METHOD	RESULTS	REPORTING LIMITS	DILUTION FACTOR	UNITS	ANALYSIS	ANALYSIS
						DATE	BY
Dichlorodifluoromethane	EPA-8260	U	10	1	ug/Kg	10/23/2014	DLC
Chloromethane	EPA-8260	U	10	1	ug/Kg	10/23/2014	DLC
Vinyl Chloride	EPA-8260	U	10	1	ug/Kg	10/23/2014	DLC
Bromomethane	EPA-8260	U	10	1	ug/Kg	10/23/2014	DLC
Chloroethane	EPA-8260	U	10	1	ug/Kg	10/23/2014	DLC
Carbon Tetrachloride	EPA-8260	U	10	1	ug/Kg	10/23/2014	DLC
Trichlorofluoromethane	EPA-8260	U	10	1	ug/Kg	10/23/2014	DLC
1,1-Dichloroethene	EPA-8260	U	10	1	ug/Kg	10/23/2014	DLC
Methylene Chloride	EPA-8260	U	20	1	ug/Kg	10/23/2014	DLC
Trans-1,2-Dichloroethene	EPA-8260	U	10	1	ug/Kg	10/23/2014	DLC
1,1-Dichloroethane	EPA-8260	U	10	1	ug/Kg	10/23/2014	DLC
Cis-1,2-Dichloroethene	EPA-8260	U	10	1	ug/Kg	10/23/2014	DLC
2,2-Dichloropropane	EPA-8260	U	10	1	ug/Kg	10/23/2014	DLC
Bromochloromethane	EPA-8260	U	10	1	ug/Kg	10/23/2014	DLC
Chloroform	EPA-8260	U	10	1	ug/Kg	10/23/2014	DLC
1,1,1-Trichloroethane	EPA-8260	U	10	1	ug/Kg	10/23/2014	DLC
1,1-Dichloropropene	EPA-8260	U	10	1	ug/Kg	10/23/2014	DLC
1,2-Dichloroethane	EPA-8260	U	10	1	ug/Kg	10/23/2014	DLC
Trichloroethene	EPA-8260	U	10	1	ug/Kg	10/23/2014	DLC
1,2-Dichloropropane	EPA-8260	U	10	1	ug/Kg	10/23/2014	DLC
Dibromomethane	EPA-8260	U	10	1	ug/Kg	10/23/2014	DLC
Bromodichloromethane	EPA-8260	U	10	1	ug/Kg	10/23/2014	DLC
Trans-1,3-Dichloropropene	EPA-8260	U	10	1	ug/Kg	10/23/2014	DLC
Cis-1,3-Dichloropropene	EPA-8260	U	10	1	ug/Kg	10/23/2014	DLC
1,1,2-Trichloroethane	EPA-8260	U	10	1	ug/Kg	10/23/2014	DLC
1,3-Dichloropropane	EPA-8260	U	10	1	ug/Kg	10/23/2014	DLC
Tetrachloroethylene	EPA-8260	U	10	1	ug/Kg	10/23/2014	DLC
Dibromochloromethane	EPA-8260	U	10	1	ug/Kg	10/23/2014	DLC
1,2-Dibromoethane	EPA-8260	U	5.0	1	ug/Kg	10/23/2014	DLC
Chlorobenzene	EPA-8260	U	10	1	ug/Kg	10/23/2014	DLC
1,1,1,2-Tetrachloroethane	EPA-8260	U	10	1	ug/Kg	10/23/2014	DLC
Bromoform	EPA-8260	U	10	1	ug/Kg	10/23/2014	DLC
1,1,2,2-Tetrachloroethane	EPA-8260	U	10	1	ug/Kg	10/23/2014	DLC
1,2,3-Trichloropropane	EPA-8260	U	10	1	ug/Kg	10/23/2014	DLC
Bromobenzene	EPA-8260	U	10	1	ug/Kg	10/23/2014	DLC
2-Chlorotoluene	EPA-8260	U	10	1	ug/Kg	10/23/2014	DLC
4-Chlorotoluene	EPA-8260	U	10	1	ug/Kg	10/23/2014	DLC
1,3 Dichlorobenzene	EPA-8260	U	10	1	ug/Kg	10/23/2014	DLC

CERTIFICATE OF ANALYSIS

CLIENT:	Environmental Partners, Inc. 1180 NW Maple St, Suite 310 Issaquah, WA 98027	DATE:	10/27/2014
CLIENT CONTACT:	Doug Kunkel	ALS JOB#:	EV14100099
CLIENT PROJECT:	67002	ALS SAMPLE#:	EV14100099-16
CLIENT SAMPLE ID	SB-6:5	DATE RECEIVED:	10/16/2014
		COLLECTION DATE:	10/15/2014 3:00:00 PM
		WDOE ACCREDITATION:	C601

SAMPLE DATA RESULTS

ANALYTE	METHOD	RESULTS	REPORTING LIMITS	DILUTION FACTOR	UNITS	ANALYSIS DATE	ANALYSIS BY
1,4-Dichlorobenzene	EPA-8260	U	10	1	ug/Kg	10/23/2014	DLC
1,2-Dichlorobenzene	EPA-8260	U	10	1	ug/Kg	10/23/2014	DLC
1,2-Dibromo 3-Chloropropane	EPA-8260	U	50	1	ug/Kg	10/23/2014	DLC
1,2,4-Trichlorobenzene	EPA-8260	U	10	1	ug/Kg	10/23/2014	DLC
Hexachlorobutadiene	EPA-8260	U	10	1	ug/Kg	10/23/2014	DLC
1,2,3-Trichlorobenzene	EPA-8260	U	10	1	ug/Kg	10/23/2014	DLC

SURROGATE	METHOD	%REC	ANALYSIS DATE	ANALYSIS BY
1,2-Dichloroethane-d4	EPA-8260	136	10/23/2014	DLC
4-Bromofluorobenzene	EPA-8260	103	10/23/2014	DLC

U - Analyte analyzed for but not detected at level above reporting limit.



CERTIFICATE OF ANALYSIS

CLIENT:	Environmental Partners, Inc. 1180 NW Maple St, Suite 310 Issaquah, WA 98027	DATE:	10/27/2014
CLIENT CONTACT:	Doug Kunkel	ALS JOB#:	EV14100099
CLIENT PROJECT:	67002	ALS SAMPLE#:	EV14100099-17
CLIENT SAMPLE ID	SB-6:13	DATE RECEIVED:	10/16/2014
		COLLECTION DATE:	10/15/2014 3:06:00 PM
		WDOE ACCREDITATION:	C601

SAMPLE DATA RESULTS

ANALYTE	METHOD	RESULTS	REPORTING LIMITS	DILUTION FACTOR	UNITS	ANALYSIS	ANALYSIS
						DATE	BY
Dichlorodifluoromethane	EPA-8260	U	10	1	ug/Kg	10/23/2014	DLC
Chloromethane	EPA-8260	U	10	1	ug/Kg	10/23/2014	DLC
Vinyl Chloride	EPA-8260	U	10	1	ug/Kg	10/23/2014	DLC
Bromomethane	EPA-8260	U	10	1	ug/Kg	10/23/2014	DLC
Chloroethane	EPA-8260	U	10	1	ug/Kg	10/23/2014	DLC
Carbon Tetrachloride	EPA-8260	U	10	1	ug/Kg	10/23/2014	DLC
Trichlorofluoromethane	EPA-8260	U	10	1	ug/Kg	10/23/2014	DLC
1,1-Dichloroethene	EPA-8260	U	10	1	ug/Kg	10/23/2014	DLC
Methylene Chloride	EPA-8260	U	20	1	ug/Kg	10/23/2014	DLC
Trans-1,2-Dichloroethene	EPA-8260	U	10	1	ug/Kg	10/23/2014	DLC
1,1-Dichloroethane	EPA-8260	U	10	1	ug/Kg	10/23/2014	DLC
Cis-1,2-Dichloroethene	EPA-8260	U	10	1	ug/Kg	10/23/2014	DLC
2,2-Dichloropropane	EPA-8260	U	10	1	ug/Kg	10/23/2014	DLC
Bromochloromethane	EPA-8260	U	10	1	ug/Kg	10/23/2014	DLC
Chloroform	EPA-8260	U	10	1	ug/Kg	10/23/2014	DLC
1,1,1-Trichloroethane	EPA-8260	U	10	1	ug/Kg	10/23/2014	DLC
1,1-Dichloropropene	EPA-8260	U	10	1	ug/Kg	10/23/2014	DLC
1,2-Dichloroethane	EPA-8260	U	10	1	ug/Kg	10/23/2014	DLC
Trichloroethene	EPA-8260	U	10	1	ug/Kg	10/23/2014	DLC
1,2-Dichloropropane	EPA-8260	U	10	1	ug/Kg	10/23/2014	DLC
Dibromomethane	EPA-8260	U	10	1	ug/Kg	10/23/2014	DLC
Bromodichloromethane	EPA-8260	U	10	1	ug/Kg	10/23/2014	DLC
Trans-1,3-Dichloropropene	EPA-8260	U	10	1	ug/Kg	10/23/2014	DLC
Cis-1,3-Dichloropropene	EPA-8260	U	10	1	ug/Kg	10/23/2014	DLC
1,1,2-Trichloroethane	EPA-8260	U	10	1	ug/Kg	10/23/2014	DLC
1,3-Dichloropropane	EPA-8260	U	10	1	ug/Kg	10/23/2014	DLC
Tetrachloroethylene	EPA-8260	U	10	1	ug/Kg	10/23/2014	DLC
Dibromochloromethane	EPA-8260	U	10	1	ug/Kg	10/23/2014	DLC
1,2-Dibromoethane	EPA-8260	U	5.0	1	ug/Kg	10/23/2014	DLC
Chlorobenzene	EPA-8260	U	10	1	ug/Kg	10/23/2014	DLC
1,1,1,2-Tetrachloroethane	EPA-8260	U	10	1	ug/Kg	10/23/2014	DLC
Bromoform	EPA-8260	U	10	1	ug/Kg	10/23/2014	DLC
1,1,2,2-Tetrachloroethane	EPA-8260	U	10	1	ug/Kg	10/23/2014	DLC
1,2,3-Trichloropropane	EPA-8260	U	10	1	ug/Kg	10/23/2014	DLC
Bromobenzene	EPA-8260	U	10	1	ug/Kg	10/23/2014	DLC
2-Chlorotoluene	EPA-8260	U	10	1	ug/Kg	10/23/2014	DLC
4-Chlorotoluene	EPA-8260	U	10	1	ug/Kg	10/23/2014	DLC
1,3 Dichlorobenzene	EPA-8260	U	10	1	ug/Kg	10/23/2014	DLC

CERTIFICATE OF ANALYSIS

CLIENT:	Environmental Partners, Inc. 1180 NW Maple St, Suite 310 Issaquah, WA 98027	DATE:	10/27/2014
CLIENT CONTACT:	Doug Kunkel	ALS JOB#:	EV14100099
CLIENT PROJECT:	67002	ALS SAMPLE#:	EV14100099-17
CLIENT SAMPLE ID	SB-6:13	DATE RECEIVED:	10/16/2014
		COLLECTION DATE:	10/15/2014 3:06:00 PM
		WDOE ACCREDITATION:	C601

SAMPLE DATA RESULTS

ANALYTE	METHOD	RESULTS	REPORTING LIMITS	DILUTION FACTOR	UNITS	ANALYSIS DATE	ANALYSIS BY
1,4-Dichlorobenzene	EPA-8260	U	10	1	ug/Kg	10/23/2014	DLC
1,2-Dichlorobenzene	EPA-8260	U	10	1	ug/Kg	10/23/2014	DLC
1,2-Dibromo 3-Chloropropane	EPA-8260	U	50	1	ug/Kg	10/23/2014	DLC
1,2,4-Trichlorobenzene	EPA-8260	U	10	1	ug/Kg	10/23/2014	DLC
Hexachlorobutadiene	EPA-8260	U	10	1	ug/Kg	10/23/2014	DLC
1,2,3-Trichlorobenzene	EPA-8260	U	10	1	ug/Kg	10/23/2014	DLC

SURROGATE	METHOD	%REC	ANALYSIS DATE	ANALYSIS BY
1,2-Dichloroethane-d4	EPA-8260	141	10/23/2014	DLC
4-Bromofluorobenzene	EPA-8260	100	10/23/2014	DLC

U - Analyte analyzed for but not detected at level above reporting limit.



CERTIFICATE OF ANALYSIS

CLIENT:	Environmental Partners, Inc. 1180 NW Maple St, Suite 310 Issaquah, WA 98027	DATE:	10/27/2014
CLIENT CONTACT:	Doug Kunkel	ALS JOB#:	EV14100099
CLIENT PROJECT:	67002	ALS SAMPLE#:	EV14100099-18
CLIENT SAMPLE ID	SB-7:5	DATE RECEIVED:	10/16/2014
		COLLECTION DATE:	10/15/2014 3:31:00 PM
		WDOE ACCREDITATION:	C601

SAMPLE DATA RESULTS

ANALYTE	METHOD	RESULTS	REPORTING LIMITS	DILUTION FACTOR	UNITS	ANALYSIS	ANALYSIS
						DATE	BY
Dichlorodifluoromethane	EPA-8260	U	10	1	ug/Kg	10/23/2014	DLC
Chloromethane	EPA-8260	U	10	1	ug/Kg	10/23/2014	DLC
Vinyl Chloride	EPA-8260	U	10	1	ug/Kg	10/23/2014	DLC
Bromomethane	EPA-8260	U	10	1	ug/Kg	10/23/2014	DLC
Chloroethane	EPA-8260	U	10	1	ug/Kg	10/23/2014	DLC
Carbon Tetrachloride	EPA-8260	U	10	1	ug/Kg	10/23/2014	DLC
Trichlorofluoromethane	EPA-8260	U	10	1	ug/Kg	10/23/2014	DLC
1,1-Dichloroethene	EPA-8260	U	10	1	ug/Kg	10/23/2014	DLC
Methylene Chloride	EPA-8260	U	20	1	ug/Kg	10/23/2014	DLC
Trans-1,2-Dichloroethene	EPA-8260	U	10	1	ug/Kg	10/23/2014	DLC
1,1-Dichloroethane	EPA-8260	U	10	1	ug/Kg	10/23/2014	DLC
Cis-1,2-Dichloroethene	EPA-8260	U	10	1	ug/Kg	10/23/2014	DLC
2,2-Dichloropropane	EPA-8260	U	10	1	ug/Kg	10/23/2014	DLC
Bromochloromethane	EPA-8260	U	10	1	ug/Kg	10/23/2014	DLC
Chloroform	EPA-8260	U	10	1	ug/Kg	10/23/2014	DLC
1,1,1-Trichloroethane	EPA-8260	U	10	1	ug/Kg	10/23/2014	DLC
1,1-Dichloropropene	EPA-8260	U	10	1	ug/Kg	10/23/2014	DLC
1,2-Dichloroethane	EPA-8260	U	10	1	ug/Kg	10/23/2014	DLC
Trichloroethene	EPA-8260	U	10	1	ug/Kg	10/23/2014	DLC
1,2-Dichloropropane	EPA-8260	U	10	1	ug/Kg	10/23/2014	DLC
Dibromomethane	EPA-8260	U	10	1	ug/Kg	10/23/2014	DLC
Bromodichloromethane	EPA-8260	U	10	1	ug/Kg	10/23/2014	DLC
Trans-1,3-Dichloropropene	EPA-8260	U	10	1	ug/Kg	10/23/2014	DLC
Cis-1,3-Dichloropropene	EPA-8260	U	10	1	ug/Kg	10/23/2014	DLC
1,1,2-Trichloroethane	EPA-8260	U	10	1	ug/Kg	10/23/2014	DLC
1,3-Dichloropropane	EPA-8260	U	10	1	ug/Kg	10/23/2014	DLC
Tetrachloroethylene	EPA-8260	U	10	1	ug/Kg	10/23/2014	DLC
Dibromochloromethane	EPA-8260	U	10	1	ug/Kg	10/23/2014	DLC
1,2-Dibromoethane	EPA-8260	U	5.0	1	ug/Kg	10/23/2014	DLC
Chlorobenzene	EPA-8260	U	10	1	ug/Kg	10/23/2014	DLC
1,1,1,2-Tetrachloroethane	EPA-8260	U	10	1	ug/Kg	10/23/2014	DLC
Bromoform	EPA-8260	U	10	1	ug/Kg	10/23/2014	DLC
1,1,2,2-Tetrachloroethane	EPA-8260	U	10	1	ug/Kg	10/23/2014	DLC
1,2,3-Trichloropropane	EPA-8260	U	10	1	ug/Kg	10/23/2014	DLC
Bromobenzene	EPA-8260	U	10	1	ug/Kg	10/23/2014	DLC
2-Chlorotoluene	EPA-8260	U	10	1	ug/Kg	10/23/2014	DLC
4-Chlorotoluene	EPA-8260	U	10	1	ug/Kg	10/23/2014	DLC
1,3 Dichlorobenzene	EPA-8260	U	10	1	ug/Kg	10/23/2014	DLC



CERTIFICATE OF ANALYSIS

CLIENT:	Environmental Partners, Inc. 1180 NW Maple St, Suite 310 Issaquah, WA 98027	DATE:	10/27/2014
CLIENT CONTACT:	Doug Kunkel	ALS JOB#:	EV14100099
CLIENT PROJECT:	67002	ALS SAMPLE#:	EV14100099-18
CLIENT SAMPLE ID	SB-7:5	DATE RECEIVED:	10/16/2014
		COLLECTION DATE:	10/15/2014 3:31:00 PM
		WDOE ACCREDITATION:	C601

SAMPLE DATA RESULTS

ANALYTE	METHOD	RESULTS	REPORTING LIMITS	DILUTION FACTOR	UNITS	ANALYSIS DATE	ANALYSIS BY
1,4-Dichlorobenzene	EPA-8260	U	10	1	ug/Kg	10/23/2014	DLC
1,2-Dichlorobenzene	EPA-8260	U	10	1	ug/Kg	10/23/2014	DLC
1,2-Dibromo 3-Chloropropane	EPA-8260	U	50	1	ug/Kg	10/23/2014	DLC
1,2,4-Trichlorobenzene	EPA-8260	U	10	1	ug/Kg	10/23/2014	DLC
Hexachlorobutadiene	EPA-8260	U	10	1	ug/Kg	10/23/2014	DLC
1,2,3-Trichlorobenzene	EPA-8260	U	10	1	ug/Kg	10/23/2014	DLC

SURROGATE	METHOD	%REC	ANALYSIS DATE	ANALYSIS BY
1,2-Dichloroethane-d4	EPA-8260	106	10/23/2014	DLC
4-Bromofluorobenzene	EPA-8260	106	10/23/2014	DLC

U - Analyte analyzed for but not detected at level above reporting limit.



CERTIFICATE OF ANALYSIS

CLIENT:	Environmental Partners, Inc. 1180 NW Maple St, Suite 310 Issaquah, WA 98027	DATE:	10/27/2014
CLIENT CONTACT:	Doug Kunkel	ALS JOB#:	EV14100099
CLIENT PROJECT:	67002	ALS SAMPLE#:	EV14100099-19
CLIENT SAMPLE ID	SB-7:8	DATE RECEIVED:	10/16/2014
		COLLECTION DATE:	10/15/2014 3:34:00 PM
		WDOE ACCREDITATION:	C601

SAMPLE DATA RESULTS

ANALYTE	METHOD	RESULTS	REPORTING LIMITS	DILUTION FACTOR	UNITS	ANALYSIS	ANALYSIS
						DATE	BY
Dichlorodifluoromethane	EPA-8260	U	10	1	ug/Kg	10/23/2014	DLC
Chloromethane	EPA-8260	U	10	1	ug/Kg	10/23/2014	DLC
Vinyl Chloride	EPA-8260	U	10	1	ug/Kg	10/23/2014	DLC
Bromomethane	EPA-8260	U	10	1	ug/Kg	10/23/2014	DLC
Chloroethane	EPA-8260	U	10	1	ug/Kg	10/23/2014	DLC
Carbon Tetrachloride	EPA-8260	U	10	1	ug/Kg	10/23/2014	DLC
Trichlorofluoromethane	EPA-8260	U	10	1	ug/Kg	10/23/2014	DLC
1,1-Dichloroethene	EPA-8260	U	10	1	ug/Kg	10/23/2014	DLC
Methylene Chloride	EPA-8260	U	20	1	ug/Kg	10/23/2014	DLC
Trans-1,2-Dichloroethene	EPA-8260	U	10	1	ug/Kg	10/23/2014	DLC
1,1-Dichloroethane	EPA-8260	U	10	1	ug/Kg	10/23/2014	DLC
Cis-1,2-Dichloroethene	EPA-8260	U	10	1	ug/Kg	10/23/2014	DLC
2,2-Dichloropropane	EPA-8260	U	10	1	ug/Kg	10/23/2014	DLC
Bromochloromethane	EPA-8260	U	10	1	ug/Kg	10/23/2014	DLC
Chloroform	EPA-8260	U	10	1	ug/Kg	10/23/2014	DLC
1,1,1-Trichloroethane	EPA-8260	U	10	1	ug/Kg	10/23/2014	DLC
1,1-Dichloropropene	EPA-8260	U	10	1	ug/Kg	10/23/2014	DLC
1,2-Dichloroethane	EPA-8260	U	10	1	ug/Kg	10/23/2014	DLC
Trichloroethene	EPA-8260	U	10	1	ug/Kg	10/23/2014	DLC
1,2-Dichloropropane	EPA-8260	U	10	1	ug/Kg	10/23/2014	DLC
Dibromomethane	EPA-8260	U	10	1	ug/Kg	10/23/2014	DLC
Bromodichloromethane	EPA-8260	U	10	1	ug/Kg	10/23/2014	DLC
Trans-1,3-Dichloropropene	EPA-8260	U	10	1	ug/Kg	10/23/2014	DLC
Cis-1,3-Dichloropropene	EPA-8260	U	10	1	ug/Kg	10/23/2014	DLC
1,1,2-Trichloroethane	EPA-8260	U	10	1	ug/Kg	10/23/2014	DLC
1,3-Dichloropropane	EPA-8260	U	10	1	ug/Kg	10/23/2014	DLC
Tetrachloroethylene	EPA-8260	U	10	1	ug/Kg	10/23/2014	DLC
Dibromochloromethane	EPA-8260	U	10	1	ug/Kg	10/23/2014	DLC
1,2-Dibromoethane	EPA-8260	U	5.0	1	ug/Kg	10/23/2014	DLC
Chlorobenzene	EPA-8260	U	10	1	ug/Kg	10/23/2014	DLC
1,1,1,2-Tetrachloroethane	EPA-8260	U	10	1	ug/Kg	10/23/2014	DLC
Bromoform	EPA-8260	U	10	1	ug/Kg	10/23/2014	DLC
1,1,2,2-Tetrachloroethane	EPA-8260	U	10	1	ug/Kg	10/23/2014	DLC
1,2,3-Trichloropropane	EPA-8260	U	10	1	ug/Kg	10/23/2014	DLC
Bromobenzene	EPA-8260	U	10	1	ug/Kg	10/23/2014	DLC
2-Chlorotoluene	EPA-8260	U	10	1	ug/Kg	10/23/2014	DLC
4-Chlorotoluene	EPA-8260	U	10	1	ug/Kg	10/23/2014	DLC
1,3 Dichlorobenzene	EPA-8260	U	10	1	ug/Kg	10/23/2014	DLC

CERTIFICATE OF ANALYSIS

CLIENT:	Environmental Partners, Inc. 1180 NW Maple St, Suite 310 Issaquah, WA 98027	DATE:	10/27/2014
CLIENT CONTACT:	Doug Kunkel	ALS JOB#:	EV14100099
CLIENT PROJECT:	67002	ALS SAMPLE#:	EV14100099-19
CLIENT SAMPLE ID	SB-7:8	DATE RECEIVED:	10/16/2014
		COLLECTION DATE:	10/15/2014 3:34:00 PM
		WDOE ACCREDITATION:	C601

SAMPLE DATA RESULTS

ANALYTE	METHOD	RESULTS	REPORTING LIMITS	DILUTION FACTOR	UNITS	ANALYSIS DATE	ANALYSIS BY
1,4-Dichlorobenzene	EPA-8260	U	10	1	ug/Kg	10/23/2014	DLC
1,2-Dichlorobenzene	EPA-8260	U	10	1	ug/Kg	10/23/2014	DLC
1,2-Dibromo 3-Chloropropane	EPA-8260	U	50	1	ug/Kg	10/23/2014	DLC
1,2,4-Trichlorobenzene	EPA-8260	U	10	1	ug/Kg	10/23/2014	DLC
Hexachlorobutadiene	EPA-8260	U	10	1	ug/Kg	10/23/2014	DLC
1,2,3-Trichlorobenzene	EPA-8260	U	10	1	ug/Kg	10/23/2014	DLC

SURROGATE	METHOD	%REC	ANALYSIS DATE	ANALYSIS BY
1,2-Dichloroethane-d4	EPA-8260	111	10/23/2014	DLC
4-Bromofluorobenzene	EPA-8260	102	10/23/2014	DLC

U - Analyte analyzed for but not detected at level above reporting limit.



CERTIFICATE OF ANALYSIS

CLIENT:	Environmental Partners, Inc. 1180 NW Maple St, Suite 310 Issaquah, WA 98027	DATE:	10/27/2014
CLIENT CONTACT:	Doug Kunkel	ALS JOB#:	EV14100099
CLIENT PROJECT:	67002	ALS SAMPLE#:	EV14100099-20
CLIENT SAMPLE ID	SB-7:15	DATE RECEIVED:	10/16/2014
		COLLECTION DATE:	10/15/2014 3:36:00 PM
		WDOE ACCREDITATION:	C601

SAMPLE DATA RESULTS

ANALYTE	METHOD	RESULTS	REPORTING LIMITS	DILUTION FACTOR	UNITS	ANALYSIS	ANALYSIS
						DATE	BY
Dichlorodifluoromethane	EPA-8260	U	10	1	ug/Kg	10/23/2014	DLC
Chloromethane	EPA-8260	U	10	1	ug/Kg	10/23/2014	DLC
Vinyl Chloride	EPA-8260	U	10	1	ug/Kg	10/23/2014	DLC
Bromomethane	EPA-8260	U	10	1	ug/Kg	10/23/2014	DLC
Chloroethane	EPA-8260	U	10	1	ug/Kg	10/23/2014	DLC
Carbon Tetrachloride	EPA-8260	U	10	1	ug/Kg	10/23/2014	DLC
Trichlorofluoromethane	EPA-8260	U	10	1	ug/Kg	10/23/2014	DLC
1,1-Dichloroethene	EPA-8260	U	10	1	ug/Kg	10/23/2014	DLC
Methylene Chloride	EPA-8260	U	20	1	ug/Kg	10/23/2014	DLC
Trans-1,2-Dichloroethene	EPA-8260	U	10	1	ug/Kg	10/23/2014	DLC
1,1-Dichloroethane	EPA-8260	U	10	1	ug/Kg	10/23/2014	DLC
Cis-1,2-Dichloroethene	EPA-8260	U	10	1	ug/Kg	10/23/2014	DLC
2,2-Dichloropropane	EPA-8260	U	10	1	ug/Kg	10/23/2014	DLC
Bromochloromethane	EPA-8260	U	10	1	ug/Kg	10/23/2014	DLC
Chloroform	EPA-8260	U	10	1	ug/Kg	10/23/2014	DLC
1,1,1-Trichloroethane	EPA-8260	U	10	1	ug/Kg	10/23/2014	DLC
1,1-Dichloropropene	EPA-8260	U	10	1	ug/Kg	10/23/2014	DLC
1,2-Dichloroethane	EPA-8260	U	10	1	ug/Kg	10/23/2014	DLC
Trichloroethene	EPA-8260	U	10	1	ug/Kg	10/23/2014	DLC
1,2-Dichloropropane	EPA-8260	U	10	1	ug/Kg	10/23/2014	DLC
Dibromomethane	EPA-8260	U	10	1	ug/Kg	10/23/2014	DLC
Bromodichloromethane	EPA-8260	U	10	1	ug/Kg	10/23/2014	DLC
Trans-1,3-Dichloropropene	EPA-8260	U	10	1	ug/Kg	10/23/2014	DLC
Cis-1,3-Dichloropropene	EPA-8260	U	10	1	ug/Kg	10/23/2014	DLC
1,1,2-Trichloroethane	EPA-8260	U	10	1	ug/Kg	10/23/2014	DLC
1,3-Dichloropropane	EPA-8260	U	10	1	ug/Kg	10/23/2014	DLC
Tetrachloroethylene	EPA-8260	U	10	1	ug/Kg	10/23/2014	DLC
Dibromochloromethane	EPA-8260	U	10	1	ug/Kg	10/23/2014	DLC
1,2-Dibromoethane	EPA-8260	U	5.0	1	ug/Kg	10/23/2014	DLC
Chlorobenzene	EPA-8260	U	10	1	ug/Kg	10/23/2014	DLC
1,1,1,2-Tetrachloroethane	EPA-8260	U	10	1	ug/Kg	10/23/2014	DLC
Bromoform	EPA-8260	U	10	1	ug/Kg	10/23/2014	DLC
1,1,2,2-Tetrachloroethane	EPA-8260	U	10	1	ug/Kg	10/23/2014	DLC
1,2,3-Trichloropropane	EPA-8260	U	10	1	ug/Kg	10/23/2014	DLC
Bromobenzene	EPA-8260	U	10	1	ug/Kg	10/23/2014	DLC
2-Chlorotoluene	EPA-8260	U	10	1	ug/Kg	10/23/2014	DLC
4-Chlorotoluene	EPA-8260	U	10	1	ug/Kg	10/23/2014	DLC
1,3 Dichlorobenzene	EPA-8260	U	10	1	ug/Kg	10/23/2014	DLC



CERTIFICATE OF ANALYSIS

CLIENT:	Environmental Partners, Inc. 1180 NW Maple St, Suite 310 Issaquah, WA 98027	DATE:	10/27/2014
CLIENT CONTACT:	Doug Kunkel	ALS JOB#:	EV14100099
CLIENT PROJECT:	67002	ALS SAMPLE#:	EV14100099-20
CLIENT SAMPLE ID	SB-7:15	DATE RECEIVED:	10/16/2014
		COLLECTION DATE:	10/15/2014 3:36:00 PM
		WDOE ACCREDITATION:	C601

SAMPLE DATA RESULTS

ANALYTE	METHOD	RESULTS	REPORTING LIMITS	DILUTION FACTOR	UNITS	ANALYSIS DATE	ANALYSIS BY
1,4-Dichlorobenzene	EPA-8260	U	10	1	ug/Kg	10/23/2014	DLC
1,2-Dichlorobenzene	EPA-8260	U	10	1	ug/Kg	10/23/2014	DLC
1,2-Dibromo 3-Chloropropane	EPA-8260	U	50	1	ug/Kg	10/23/2014	DLC
1,2,4-Trichlorobenzene	EPA-8260	U	10	1	ug/Kg	10/23/2014	DLC
Hexachlorobutadiene	EPA-8260	U	10	1	ug/Kg	10/23/2014	DLC
1,2,3-Trichlorobenzene	EPA-8260	U	10	1	ug/Kg	10/23/2014	DLC

SURROGATE	METHOD	%REC	ANALYSIS DATE	ANALYSIS BY
1,2-Dichloroethane-d4	EPA-8260	114	10/23/2014	DLC
4-Bromofluorobenzene	EPA-8260	102	10/23/2014	DLC

U - Analyte analyzed for but not detected at level above reporting limit.



CERTIFICATE OF ANALYSIS

CLIENT:	Environmental Partners, Inc. 1180 NW Maple St, Suite 310 Issaquah, WA 98027	DATE:	10/27/2014
CLIENT CONTACT:	Doug Kunkel	ALS JOB#:	EV14100099
CLIENT PROJECT:	67002	ALS SAMPLE#:	EV14100099-21
CLIENT SAMPLE ID	SB-8:5	DATE RECEIVED:	10/16/2014
		COLLECTION DATE:	10/15/2014 11:35:00 AM
		WDOE ACCREDITATION:	C601

SAMPLE DATA RESULTS

ANALYTE	METHOD	RESULTS	REPORTING LIMITS	DILUTION FACTOR	UNITS	ANALYSIS	ANALYSIS
						DATE	BY
Dichlorodifluoromethane	EPA-8260	U	10	1	ug/Kg	10/23/2014	DLC
Chloromethane	EPA-8260	U	10	1	ug/Kg	10/23/2014	DLC
Vinyl Chloride	EPA-8260	U	10	1	ug/Kg	10/23/2014	DLC
Bromomethane	EPA-8260	U	10	1	ug/Kg	10/23/2014	DLC
Chloroethane	EPA-8260	U	10	1	ug/Kg	10/23/2014	DLC
Carbon Tetrachloride	EPA-8260	U	10	1	ug/Kg	10/23/2014	DLC
Trichlorofluoromethane	EPA-8260	U	10	1	ug/Kg	10/23/2014	DLC
1,1-Dichloroethene	EPA-8260	U	10	1	ug/Kg	10/23/2014	DLC
Methylene Chloride	EPA-8260	U	20	1	ug/Kg	10/23/2014	DLC
Trans-1,2-Dichloroethene	EPA-8260	U	10	1	ug/Kg	10/23/2014	DLC
1,1-Dichloroethane	EPA-8260	U	10	1	ug/Kg	10/23/2014	DLC
Cis-1,2-Dichloroethene	EPA-8260	U	10	1	ug/Kg	10/23/2014	DLC
2,2-Dichloropropane	EPA-8260	U	10	1	ug/Kg	10/23/2014	DLC
Bromochloromethane	EPA-8260	U	10	1	ug/Kg	10/23/2014	DLC
Chloroform	EPA-8260	U	10	1	ug/Kg	10/23/2014	DLC
1,1,1-Trichloroethane	EPA-8260	U	10	1	ug/Kg	10/23/2014	DLC
1,1-Dichloropropene	EPA-8260	U	10	1	ug/Kg	10/23/2014	DLC
1,2-Dichloroethane	EPA-8260	U	10	1	ug/Kg	10/23/2014	DLC
Trichloroethene	EPA-8260	U	10	1	ug/Kg	10/23/2014	DLC
1,2-Dichloropropane	EPA-8260	U	10	1	ug/Kg	10/23/2014	DLC
Dibromomethane	EPA-8260	U	10	1	ug/Kg	10/23/2014	DLC
Bromodichloromethane	EPA-8260	U	10	1	ug/Kg	10/23/2014	DLC
Trans-1,3-Dichloropropene	EPA-8260	U	10	1	ug/Kg	10/23/2014	DLC
Cis-1,3-Dichloropropene	EPA-8260	U	10	1	ug/Kg	10/23/2014	DLC
1,1,2-Trichloroethane	EPA-8260	U	10	1	ug/Kg	10/23/2014	DLC
1,3-Dichloropropane	EPA-8260	U	10	1	ug/Kg	10/23/2014	DLC
Tetrachloroethylene	EPA-8260	U	10	1	ug/Kg	10/23/2014	DLC
Dibromochloromethane	EPA-8260	U	10	1	ug/Kg	10/23/2014	DLC
1,2-Dibromoethane	EPA-8260	U	5.0	1	ug/Kg	10/23/2014	DLC
Chlorobenzene	EPA-8260	U	10	1	ug/Kg	10/23/2014	DLC
1,1,1,2-Tetrachloroethane	EPA-8260	U	10	1	ug/Kg	10/23/2014	DLC
Bromoform	EPA-8260	U	10	1	ug/Kg	10/23/2014	DLC
1,1,2,2-Tetrachloroethane	EPA-8260	U	10	1	ug/Kg	10/23/2014	DLC
1,2,3-Trichloropropane	EPA-8260	U	10	1	ug/Kg	10/23/2014	DLC
Bromobenzene	EPA-8260	U	10	1	ug/Kg	10/23/2014	DLC
2-Chlorotoluene	EPA-8260	U	10	1	ug/Kg	10/23/2014	DLC
4-Chlorotoluene	EPA-8260	U	10	1	ug/Kg	10/23/2014	DLC
1,3 Dichlorobenzene	EPA-8260	U	10	1	ug/Kg	10/23/2014	DLC



CERTIFICATE OF ANALYSIS

CLIENT:	Environmental Partners, Inc. 1180 NW Maple St, Suite 310 Issaquah, WA 98027	DATE:	10/27/2014
CLIENT CONTACT:	Doug Kunkel	ALS JOB#:	EV14100099
CLIENT PROJECT:	67002	ALS SAMPLE#:	EV14100099-21
CLIENT SAMPLE ID	SB-8:5	DATE RECEIVED:	10/16/2014
		COLLECTION DATE:	10/15/2014 11:35:00 AM
		WDOE ACCREDITATION:	C601

SAMPLE DATA RESULTS

ANALYTE	METHOD	RESULTS	REPORTING LIMITS	DILUTION FACTOR	UNITS	ANALYSIS DATE	ANALYSIS BY
1,4-Dichlorobenzene	EPA-8260	U	10	1	ug/Kg	10/23/2014	DLC
1,2-Dichlorobenzene	EPA-8260	U	10	1	ug/Kg	10/23/2014	DLC
1,2-Dibromo 3-Chloropropane	EPA-8260	U	50	1	ug/Kg	10/23/2014	DLC
1,2,4-Trichlorobenzene	EPA-8260	U	10	1	ug/Kg	10/23/2014	DLC
Hexachlorobutadiene	EPA-8260	U	10	1	ug/Kg	10/23/2014	DLC
1,2,3-Trichlorobenzene	EPA-8260	U	10	1	ug/Kg	10/23/2014	DLC

SURROGATE	METHOD	%REC	ANALYSIS DATE	ANALYSIS BY
1,2-Dichloroethane-d4	EPA-8260	118	10/23/2014	DLC
4-Bromofluorobenzene	EPA-8260	102	10/23/2014	DLC

U - Analyte analyzed for but not detected at level above reporting limit.



CERTIFICATE OF ANALYSIS

CLIENT:	Environmental Partners, Inc. 1180 NW Maple St, Suite 310 Issaquah, WA 98027	DATE:	10/27/2014
CLIENT CONTACT:	Doug Kunkel	ALS JOB#:	EV14100099
CLIENT PROJECT:	67002	ALS SAMPLE#:	EV14100099-22
CLIENT SAMPLE ID	SB-8:9	DATE RECEIVED:	10/16/2014
		COLLECTION DATE:	10/15/2014 11:48:00 AM
		WDOE ACCREDITATION:	C601

SAMPLE DATA RESULTS

ANALYTE	METHOD	RESULTS	REPORTING LIMITS	DILUTION FACTOR	UNITS	ANALYSIS	ANALYSIS
						DATE	BY
Dichlorodifluoromethane	EPA-8260	U	10	1	ug/Kg	10/23/2014	DLC
Chloromethane	EPA-8260	U	10	1	ug/Kg	10/23/2014	DLC
Vinyl Chloride	EPA-8260	U	10	1	ug/Kg	10/23/2014	DLC
Bromomethane	EPA-8260	U	10	1	ug/Kg	10/23/2014	DLC
Chloroethane	EPA-8260	U	10	1	ug/Kg	10/23/2014	DLC
Carbon Tetrachloride	EPA-8260	U	10	1	ug/Kg	10/23/2014	DLC
Trichlorofluoromethane	EPA-8260	U	10	1	ug/Kg	10/23/2014	DLC
1,1-Dichloroethene	EPA-8260	U	10	1	ug/Kg	10/23/2014	DLC
Methylene Chloride	EPA-8260	U	20	1	ug/Kg	10/23/2014	DLC
Trans-1,2-Dichloroethene	EPA-8260	U	10	1	ug/Kg	10/23/2014	DLC
1,1-Dichloroethane	EPA-8260	U	10	1	ug/Kg	10/23/2014	DLC
Cis-1,2-Dichloroethene	EPA-8260	U	10	1	ug/Kg	10/23/2014	DLC
2,2-Dichloropropane	EPA-8260	U	10	1	ug/Kg	10/23/2014	DLC
Bromochloromethane	EPA-8260	U	10	1	ug/Kg	10/23/2014	DLC
Chloroform	EPA-8260	U	10	1	ug/Kg	10/23/2014	DLC
1,1,1-Trichloroethane	EPA-8260	U	10	1	ug/Kg	10/23/2014	DLC
1,1-Dichloropropene	EPA-8260	U	10	1	ug/Kg	10/23/2014	DLC
1,2-Dichloroethane	EPA-8260	U	10	1	ug/Kg	10/23/2014	DLC
Trichloroethene	EPA-8260	U	10	1	ug/Kg	10/23/2014	DLC
1,2-Dichloropropane	EPA-8260	U	10	1	ug/Kg	10/23/2014	DLC
Dibromomethane	EPA-8260	U	10	1	ug/Kg	10/23/2014	DLC
Bromodichloromethane	EPA-8260	U	10	1	ug/Kg	10/23/2014	DLC
Trans-1,3-Dichloropropene	EPA-8260	U	10	1	ug/Kg	10/23/2014	DLC
Cis-1,3-Dichloropropene	EPA-8260	U	10	1	ug/Kg	10/23/2014	DLC
1,1,2-Trichloroethane	EPA-8260	U	10	1	ug/Kg	10/23/2014	DLC
1,3-Dichloropropane	EPA-8260	U	10	1	ug/Kg	10/23/2014	DLC
Tetrachloroethylene	EPA-8260	U	10	1	ug/Kg	10/23/2014	DLC
Dibromochloromethane	EPA-8260	U	10	1	ug/Kg	10/23/2014	DLC
1,2-Dibromoethane	EPA-8260	U	5.0	1	ug/Kg	10/23/2014	DLC
Chlorobenzene	EPA-8260	U	10	1	ug/Kg	10/23/2014	DLC
1,1,1,2-Tetrachloroethane	EPA-8260	U	10	1	ug/Kg	10/23/2014	DLC
Bromoform	EPA-8260	U	10	1	ug/Kg	10/23/2014	DLC
1,1,2,2-Tetrachloroethane	EPA-8260	U	10	1	ug/Kg	10/23/2014	DLC
1,2,3-Trichloropropane	EPA-8260	U	10	1	ug/Kg	10/23/2014	DLC
Bromobenzene	EPA-8260	U	10	1	ug/Kg	10/23/2014	DLC
2-Chlorotoluene	EPA-8260	U	10	1	ug/Kg	10/23/2014	DLC
4-Chlorotoluene	EPA-8260	U	10	1	ug/Kg	10/23/2014	DLC
1,3 Dichlorobenzene	EPA-8260	U	10	1	ug/Kg	10/23/2014	DLC



CERTIFICATE OF ANALYSIS

CLIENT:	Environmental Partners, Inc. 1180 NW Maple St, Suite 310 Issaquah, WA 98027	DATE:	10/27/2014
CLIENT CONTACT:	Doug Kunkel	ALS JOB#:	EV14100099
CLIENT PROJECT:	67002	ALS SAMPLE#:	EV14100099-22
CLIENT SAMPLE ID	SB-8:9	DATE RECEIVED:	10/16/2014
		COLLECTION DATE:	10/15/2014 11:48:00 AM
		WDOE ACCREDITATION:	C601

SAMPLE DATA RESULTS

ANALYTE	METHOD	RESULTS	REPORTING LIMITS	DILUTION FACTOR	UNITS	ANALYSIS DATE	ANALYSIS BY
1,4-Dichlorobenzene	EPA-8260	U	10	1	ug/Kg	10/23/2014	DLC
1,2-Dichlorobenzene	EPA-8260	U	10	1	ug/Kg	10/23/2014	DLC
1,2-Dibromo 3-Chloropropane	EPA-8260	U	50	1	ug/Kg	10/23/2014	DLC
1,2,4-Trichlorobenzene	EPA-8260	U	10	1	ug/Kg	10/23/2014	DLC
Hexachlorobutadiene	EPA-8260	U	10	1	ug/Kg	10/23/2014	DLC
1,2,3-Trichlorobenzene	EPA-8260	U	10	1	ug/Kg	10/23/2014	DLC

SURROGATE	METHOD	%REC	ANALYSIS DATE	ANALYSIS BY
1,2-Dichloroethane-d4	EPA-8260	119	10/23/2014	DLC
4-Bromofluorobenzene	EPA-8260	110	10/23/2014	DLC

U - Analyte analyzed for but not detected at level above reporting limit.



CERTIFICATE OF ANALYSIS

CLIENT:	Environmental Partners, Inc. 1180 NW Maple St, Suite 310 Issaquah, WA 98027	DATE:	10/27/2014
CLIENT CONTACT:	Doug Kunkel	ALS JOB#:	EV14100099
CLIENT PROJECT:	67002	ALS SAMPLE#:	EV14100099-23
CLIENT SAMPLE ID	SB-8:15	DATE RECEIVED:	10/16/2014
		COLLECTION DATE:	10/15/2014 12:01:00 PM
		WDOE ACCREDITATION:	C601

SAMPLE DATA RESULTS

ANALYTE	METHOD	RESULTS	REPORTING LIMITS	DILUTION FACTOR	UNITS	ANALYSIS	ANALYSIS
						DATE	BY
Dichlorodifluoromethane	EPA-8260	U	10	1	ug/Kg	10/23/2014	DLC
Chloromethane	EPA-8260	U	10	1	ug/Kg	10/23/2014	DLC
Vinyl Chloride	EPA-8260	U	10	1	ug/Kg	10/23/2014	DLC
Bromomethane	EPA-8260	U	10	1	ug/Kg	10/23/2014	DLC
Chloroethane	EPA-8260	U	10	1	ug/Kg	10/23/2014	DLC
Carbon Tetrachloride	EPA-8260	U	10	1	ug/Kg	10/23/2014	DLC
Trichlorofluoromethane	EPA-8260	U	10	1	ug/Kg	10/23/2014	DLC
1,1-Dichloroethene	EPA-8260	U	10	1	ug/Kg	10/23/2014	DLC
Methylene Chloride	EPA-8260	U	20	1	ug/Kg	10/23/2014	DLC
Trans-1,2-Dichloroethene	EPA-8260	U	10	1	ug/Kg	10/23/2014	DLC
1,1-Dichloroethane	EPA-8260	U	10	1	ug/Kg	10/23/2014	DLC
Cis-1,2-Dichloroethene	EPA-8260	U	10	1	ug/Kg	10/23/2014	DLC
2,2-Dichloropropane	EPA-8260	U	10	1	ug/Kg	10/23/2014	DLC
Bromochloromethane	EPA-8260	U	10	1	ug/Kg	10/23/2014	DLC
Chloroform	EPA-8260	U	10	1	ug/Kg	10/23/2014	DLC
1,1,1-Trichloroethane	EPA-8260	U	10	1	ug/Kg	10/23/2014	DLC
1,1-Dichloropropene	EPA-8260	U	10	1	ug/Kg	10/23/2014	DLC
1,2-Dichloroethane	EPA-8260	U	10	1	ug/Kg	10/23/2014	DLC
Trichloroethene	EPA-8260	U	10	1	ug/Kg	10/23/2014	DLC
1,2-Dichloropropane	EPA-8260	U	10	1	ug/Kg	10/23/2014	DLC
Dibromomethane	EPA-8260	U	10	1	ug/Kg	10/23/2014	DLC
Bromodichloromethane	EPA-8260	U	10	1	ug/Kg	10/23/2014	DLC
Trans-1,3-Dichloropropene	EPA-8260	U	10	1	ug/Kg	10/23/2014	DLC
Cis-1,3-Dichloropropene	EPA-8260	U	10	1	ug/Kg	10/23/2014	DLC
1,1,2-Trichloroethane	EPA-8260	U	10	1	ug/Kg	10/23/2014	DLC
1,3-Dichloropropane	EPA-8260	U	10	1	ug/Kg	10/23/2014	DLC
Tetrachloroethylene	EPA-8260	U	10	1	ug/Kg	10/23/2014	DLC
Dibromochloromethane	EPA-8260	U	10	1	ug/Kg	10/23/2014	DLC
1,2-Dibromoethane	EPA-8260	U	5.0	1	ug/Kg	10/23/2014	DLC
Chlorobenzene	EPA-8260	U	10	1	ug/Kg	10/23/2014	DLC
1,1,1,2-Tetrachloroethane	EPA-8260	U	10	1	ug/Kg	10/23/2014	DLC
Bromoform	EPA-8260	U	10	1	ug/Kg	10/23/2014	DLC
1,1,2,2-Tetrachloroethane	EPA-8260	U	10	1	ug/Kg	10/23/2014	DLC
1,2,3-Trichloropropane	EPA-8260	U	10	1	ug/Kg	10/23/2014	DLC
Bromobenzene	EPA-8260	U	10	1	ug/Kg	10/23/2014	DLC
2-Chlorotoluene	EPA-8260	U	10	1	ug/Kg	10/23/2014	DLC
4-Chlorotoluene	EPA-8260	U	10	1	ug/Kg	10/23/2014	DLC
1,3 Dichlorobenzene	EPA-8260	U	10	1	ug/Kg	10/23/2014	DLC



CERTIFICATE OF ANALYSIS

CLIENT:	Environmental Partners, Inc. 1180 NW Maple St, Suite 310 Issaquah, WA 98027	DATE:	10/27/2014
CLIENT CONTACT:	Doug Kunkel	ALS JOB#:	EV14100099
CLIENT PROJECT:	67002	ALS SAMPLE#:	EV14100099-23
CLIENT SAMPLE ID	SB-8:15	DATE RECEIVED:	10/16/2014
		COLLECTION DATE:	10/15/2014 12:01:00 PM
		WDOE ACCREDITATION:	C601

SAMPLE DATA RESULTS

ANALYTE	METHOD	RESULTS	REPORTING LIMITS	DILUTION FACTOR	UNITS	ANALYSIS DATE	ANALYSIS BY
1,4-Dichlorobenzene	EPA-8260	U	10	1	ug/Kg	10/23/2014	DLC
1,2-Dichlorobenzene	EPA-8260	U	10	1	ug/Kg	10/23/2014	DLC
1,2-Dibromo 3-Chloropropane	EPA-8260	U	50	1	ug/Kg	10/23/2014	DLC
1,2,4-Trichlorobenzene	EPA-8260	U	10	1	ug/Kg	10/23/2014	DLC
Hexachlorobutadiene	EPA-8260	U	10	1	ug/Kg	10/23/2014	DLC
1,2,3-Trichlorobenzene	EPA-8260	U	10	1	ug/Kg	10/23/2014	DLC

SURROGATE	METHOD	%REC	ANALYSIS DATE	ANALYSIS BY
1,2-Dichloroethane-d4	EPA-8260	118	10/23/2014	DLC
4-Bromofluorobenzene	EPA-8260	108	10/23/2014	DLC

U - Analyte analyzed for but not detected at level above reporting limit.



CERTIFICATE OF ANALYSIS

CLIENT:	Environmental Partners, Inc. 1180 NW Maple St, Suite 310 Issaquah, WA 98027	DATE:	10/27/2014
CLIENT CONTACT:	Doug Kunkel	ALS JOB#:	EV14100099
CLIENT PROJECT:	67002	ALS SAMPLE#:	EV14100099-24
CLIENT SAMPLE ID	SB-1:RGW	DATE RECEIVED:	10/16/2014
		COLLECTION DATE:	10/15/2014 9:24:00 AM
		WDOE ACCREDITATION:	C601

SAMPLE DATA RESULTS

ANALYTE	METHOD	RESULTS	REPORTING LIMITS	DILUTION FACTOR	UNITS	ANALYSIS	ANALYSIS
						DATE	BY
Dichlorodifluoromethane	EPA-8260	U	2.0	1	ug/L	10/17/2014	DLC
Chloromethane	EPA-8260	U	2.0	1	ug/L	10/17/2014	DLC
Vinyl Chloride	EPA-8260	U	0.20	1	ug/L	10/17/2014	DLC
Bromomethane	EPA-8260	U	2.0	1	ug/L	10/17/2014	DLC
Chloroethane	EPA-8260	U	2.0	1	ug/L	10/17/2014	DLC
Carbon Tetrachloride	EPA-8260	U	2.0	1	ug/L	10/17/2014	DLC
Trichlorofluoromethane	EPA-8260	U	2.0	1	ug/L	10/17/2014	DLC
1,1-Dichloroethene	EPA-8260	U	2.0	1	ug/L	10/17/2014	DLC
Methylene Chloride	EPA-8260	U	5.0	1	ug/L	10/17/2014	DLC
Trans-1,2-Dichloroethene	EPA-8260	U	2.0	1	ug/L	10/17/2014	DLC
1,1-Dichloroethane	EPA-8260	U	2.0	1	ug/L	10/17/2014	DLC
Cis-1,2-Dichloroethene	EPA-8260	U	2.0	1	ug/L	10/17/2014	DLC
2,2-Dichloropropane	EPA-8260	U	2.0	1	ug/L	10/17/2014	DLC
Bromochloromethane	EPA-8260	U	2.0	1	ug/L	10/17/2014	DLC
Chloroform	EPA-8260	U	2.0	1	ug/L	10/17/2014	DLC
1,1,1-Trichloroethane	EPA-8260	U	2.0	1	ug/L	10/17/2014	DLC
1,1-Dichloropropene	EPA-8260	U	2.0	1	ug/L	10/17/2014	DLC
1,2-Dichloroethane	EPA-8260	U	2.0	1	ug/L	10/17/2014	DLC
Trichloroethene	EPA-8260	U	2.0	1	ug/L	10/17/2014	DLC
1,2-Dichloropropane	EPA-8260	U	2.0	1	ug/L	10/17/2014	DLC
Dibromomethane	EPA-8260	U	2.0	1	ug/L	10/17/2014	DLC
Bromodichloromethane	EPA-8260	U	2.0	1	ug/L	10/17/2014	DLC
Trans-1,3-Dichloropropene	EPA-8260	U	2.0	1	ug/L	10/17/2014	DLC
Cis-1,3-Dichloropropene	EPA-8260	U	2.0	1	ug/L	10/17/2014	DLC
1,1,2-Trichloroethane	EPA-8260	U	2.0	1	ug/L	10/17/2014	DLC
1,3-Dichloropropane	EPA-8260	U	2.0	1	ug/L	10/17/2014	DLC
Tetrachloroethylene	EPA-8260	U	2.0	1	ug/L	10/17/2014	DLC
Dibromochloromethane	EPA-8260	U	2.0	1	ug/L	10/17/2014	DLC
1,2-Dibromoethane	EPA-8260	U	0.01	1	ug/L	10/17/2014	DLC
Chlorobenzene	EPA-8260	U	2.0	1	ug/L	10/17/2014	DLC
1,1,1,2-Tetrachloroethane	EPA-8260	U	2.0	1	ug/L	10/17/2014	DLC
Bromoform	EPA-8260	U	2.0	1	ug/L	10/17/2014	DLC
1,1,2,2-Tetrachloroethane	EPA-8260	U	2.0	1	ug/L	10/17/2014	DLC
1,2,3-Trichloropropane	EPA-8260	U	2.0	1	ug/L	10/17/2014	DLC
Bromobenzene	EPA-8260	U	2.0	1	ug/L	10/17/2014	DLC
2-Chlorotoluene	EPA-8260	U	2.0	1	ug/L	10/17/2014	DLC
4-Chlorotoluene	EPA-8260	U	2.0	1	ug/L	10/17/2014	DLC
1,3 Dichlorobenzene	EPA-8260	U	2.0	1	ug/L	10/17/2014	DLC

CERTIFICATE OF ANALYSIS

CLIENT:	Environmental Partners, Inc. 1180 NW Maple St, Suite 310 Issaquah, WA 98027	DATE:	10/27/2014
CLIENT CONTACT:	Doug Kunkel	ALS JOB#:	EV14100099
CLIENT PROJECT:	67002	ALS SAMPLE#:	EV14100099-24
CLIENT SAMPLE ID	SB-1:RGW	DATE RECEIVED:	10/16/2014
		COLLECTION DATE:	10/15/2014 9:24:00 AM
		WDOE ACCREDITATION:	C601

SAMPLE DATA RESULTS

ANALYTE	METHOD	RESULTS	REPORTING LIMITS	DILUTION FACTOR	UNITS	ANALYSIS DATE	ANALYSIS BY
1,4-Dichlorobenzene	EPA-8260	U	2.0	1	ug/L	10/17/2014	DLC
1,2-Dichlorobenzene	EPA-8260	U	2.0	1	ug/L	10/17/2014	DLC
1,2-Dibromo 3-Chloropropane	EPA-8260	U	10	1	ug/L	10/17/2014	DLC
1,2,4-Trichlorobenzene	EPA-8260	U	2.0	1	ug/L	10/17/2014	DLC
Hexachlorobutadiene	EPA-8260	U	2.0	1	ug/L	10/17/2014	DLC
1,2,3-Trichlorobenzene	EPA-8260	U	2.0	1	ug/L	10/17/2014	DLC

SURROGATE	METHOD	%REC	ANALYSIS DATE	ANALYSIS BY
1,2-Dichloroethane-d4	EPA-8260	107	10/17/2014	DLC
4-Bromofluorobenzene	EPA-8260	96.4	10/17/2014	DLC

U - Analyte analyzed for but not detected at level above reporting limit.



CERTIFICATE OF ANALYSIS

CLIENT:	Environmental Partners, Inc. 1180 NW Maple St, Suite 310 Issaquah, WA 98027	DATE:	10/27/2014
CLIENT CONTACT:	Doug Kunkel	ALS JOB#:	EV14100099
CLIENT PROJECT:	67002	ALS SAMPLE#:	EV14100099-25
CLIENT SAMPLE ID	SB-3:RGW	DATE RECEIVED:	10/16/2014
		COLLECTION DATE:	10/15/2014 2:38:00 PM
		WDOE ACCREDITATION:	C601

SAMPLE DATA RESULTS

ANALYTE	METHOD	RESULTS	REPORTING LIMITS	DILUTION FACTOR	UNITS	ANALYSIS	ANALYSIS
						DATE	BY
Dichlorodifluoromethane	EPA-8260	U	2.0	1	ug/L	10/17/2014	DLC
Chloromethane	EPA-8260	U	2.0	1	ug/L	10/17/2014	DLC
Vinyl Chloride	EPA-8260	U	0.20	1	ug/L	10/17/2014	DLC
Bromomethane	EPA-8260	U	2.0	1	ug/L	10/17/2014	DLC
Chloroethane	EPA-8260	U	2.0	1	ug/L	10/17/2014	DLC
Carbon Tetrachloride	EPA-8260	U	2.0	1	ug/L	10/17/2014	DLC
Trichlorofluoromethane	EPA-8260	U	2.0	1	ug/L	10/17/2014	DLC
1,1-Dichloroethene	EPA-8260	U	2.0	1	ug/L	10/17/2014	DLC
Methylene Chloride	EPA-8260	U	5.0	1	ug/L	10/17/2014	DLC
Trans-1,2-Dichloroethene	EPA-8260	U	2.0	1	ug/L	10/17/2014	DLC
1,1-Dichloroethane	EPA-8260	U	2.0	1	ug/L	10/17/2014	DLC
Cis-1,2-Dichloroethene	EPA-8260	U	2.0	1	ug/L	10/17/2014	DLC
2,2-Dichloropropane	EPA-8260	U	2.0	1	ug/L	10/17/2014	DLC
Bromochloromethane	EPA-8260	U	2.0	1	ug/L	10/17/2014	DLC
Chloroform	EPA-8260	U	2.0	1	ug/L	10/17/2014	DLC
1,1,1-Trichloroethane	EPA-8260	U	2.0	1	ug/L	10/17/2014	DLC
1,1-Dichloropropene	EPA-8260	U	2.0	1	ug/L	10/17/2014	DLC
1,2-Dichloroethane	EPA-8260	U	2.0	1	ug/L	10/17/2014	DLC
Trichloroethene	EPA-8260	U	2.0	1	ug/L	10/17/2014	DLC
1,2-Dichloropropane	EPA-8260	U	2.0	1	ug/L	10/17/2014	DLC
Dibromomethane	EPA-8260	U	2.0	1	ug/L	10/17/2014	DLC
Bromodichloromethane	EPA-8260	U	2.0	1	ug/L	10/17/2014	DLC
Trans-1,3-Dichloropropene	EPA-8260	U	2.0	1	ug/L	10/17/2014	DLC
Cis-1,3-Dichloropropene	EPA-8260	U	2.0	1	ug/L	10/17/2014	DLC
1,1,2-Trichloroethane	EPA-8260	U	2.0	1	ug/L	10/17/2014	DLC
1,3-Dichloropropane	EPA-8260	U	2.0	1	ug/L	10/17/2014	DLC
Tetrachloroethylene	EPA-8260	U	2.0	1	ug/L	10/17/2014	DLC
Dibromochloromethane	EPA-8260	U	2.0	1	ug/L	10/17/2014	DLC
1,2-Dibromoethane	EPA-8260	U	0.01	1	ug/L	10/17/2014	DLC
Chlorobenzene	EPA-8260	U	2.0	1	ug/L	10/17/2014	DLC
1,1,1,2-Tetrachloroethane	EPA-8260	U	2.0	1	ug/L	10/17/2014	DLC
Bromoform	EPA-8260	U	2.0	1	ug/L	10/17/2014	DLC
1,1,2,2-Tetrachloroethane	EPA-8260	U	2.0	1	ug/L	10/17/2014	DLC
1,2,3-Trichloropropane	EPA-8260	U	2.0	1	ug/L	10/17/2014	DLC
Bromobenzene	EPA-8260	U	2.0	1	ug/L	10/17/2014	DLC
2-Chlorotoluene	EPA-8260	U	2.0	1	ug/L	10/17/2014	DLC
4-Chlorotoluene	EPA-8260	U	2.0	1	ug/L	10/17/2014	DLC
1,3 Dichlorobenzene	EPA-8260	U	2.0	1	ug/L	10/17/2014	DLC



CERTIFICATE OF ANALYSIS

CLIENT:	Environmental Partners, Inc. 1180 NW Maple St, Suite 310 Issaquah, WA 98027	DATE:	10/27/2014
CLIENT CONTACT:	Doug Kunkel	ALS JOB#:	EV14100099
CLIENT PROJECT:	67002	ALS SAMPLE#:	EV14100099-25
CLIENT SAMPLE ID	SB-3:RGW	DATE RECEIVED:	10/16/2014
		COLLECTION DATE:	10/15/2014 2:38:00 PM
		WDOE ACCREDITATION:	C601

SAMPLE DATA RESULTS

ANALYTE	METHOD	RESULTS	REPORTING LIMITS	DILUTION FACTOR	UNITS	ANALYSIS DATE	ANALYSIS BY
1,4-Dichlorobenzene	EPA-8260	U	2.0	1	ug/L	10/17/2014	DLC
1,2-Dichlorobenzene	EPA-8260	U	2.0	1	ug/L	10/17/2014	DLC
1,2-Dibromo 3-Chloropropane	EPA-8260	U	10	1	ug/L	10/17/2014	DLC
1,2,4-Trichlorobenzene	EPA-8260	U	2.0	1	ug/L	10/17/2014	DLC
Hexachlorobutadiene	EPA-8260	U	2.0	1	ug/L	10/17/2014	DLC
1,2,3-Trichlorobenzene	EPA-8260	U	2.0	1	ug/L	10/17/2014	DLC

SURROGATE	METHOD	%REC	ANALYSIS DATE	ANALYSIS BY
1,2-Dichloroethane-d4	EPA-8260	108	10/17/2014	DLC
4-Bromofluorobenzene	EPA-8260	96.3	10/17/2014	DLC

U - Analyte analyzed for but not detected at level above reporting limit.



CERTIFICATE OF ANALYSIS

CLIENT:	Environmental Partners, Inc. 1180 NW Maple St, Suite 310 Issaquah, WA 98027	DATE:	10/27/2014
CLIENT CONTACT:	Doug Kunkel	ALS JOB#:	EV14100099
CLIENT PROJECT:	67002	ALS SAMPLE#:	EV14100099-26
CLIENT SAMPLE ID	SB-6:RGW	DATE RECEIVED:	10/16/2014
		COLLECTION DATE:	10/15/2014 3:10:00 PM
		WDOE ACCREDITATION:	C601

SAMPLE DATA RESULTS

ANALYTE	METHOD	RESULTS	REPORTING LIMITS	DILUTION FACTOR	UNITS	ANALYSIS	ANALYSIS
						DATE	BY
Dichlorodifluoromethane	EPA-8260	U	2.0	1	ug/L	10/17/2014	DLC
Chloromethane	EPA-8260	U	2.0	1	ug/L	10/17/2014	DLC
Vinyl Chloride	EPA-8260	U	0.20	1	ug/L	10/17/2014	DLC
Bromomethane	EPA-8260	U	2.0	1	ug/L	10/17/2014	DLC
Chloroethane	EPA-8260	U	2.0	1	ug/L	10/17/2014	DLC
Carbon Tetrachloride	EPA-8260	U	2.0	1	ug/L	10/17/2014	DLC
Trichlorofluoromethane	EPA-8260	U	2.0	1	ug/L	10/17/2014	DLC
1,1-Dichloroethene	EPA-8260	U	2.0	1	ug/L	10/17/2014	DLC
Methylene Chloride	EPA-8260	U	5.0	1	ug/L	10/17/2014	DLC
Trans-1,2-Dichloroethene	EPA-8260	U	2.0	1	ug/L	10/17/2014	DLC
1,1-Dichloroethane	EPA-8260	U	2.0	1	ug/L	10/17/2014	DLC
Cis-1,2-Dichloroethene	EPA-8260	U	2.0	1	ug/L	10/17/2014	DLC
2,2-Dichloropropane	EPA-8260	U	2.0	1	ug/L	10/17/2014	DLC
Bromochloromethane	EPA-8260	U	2.0	1	ug/L	10/17/2014	DLC
Chloroform	EPA-8260	U	2.0	1	ug/L	10/17/2014	DLC
1,1,1-Trichloroethane	EPA-8260	U	2.0	1	ug/L	10/17/2014	DLC
1,1-Dichloropropene	EPA-8260	U	2.0	1	ug/L	10/17/2014	DLC
1,2-Dichloroethane	EPA-8260	U	2.0	1	ug/L	10/17/2014	DLC
Trichloroethene	EPA-8260	U	2.0	1	ug/L	10/17/2014	DLC
1,2-Dichloropropane	EPA-8260	U	2.0	1	ug/L	10/17/2014	DLC
Dibromomethane	EPA-8260	U	2.0	1	ug/L	10/17/2014	DLC
Bromodichloromethane	EPA-8260	U	2.0	1	ug/L	10/17/2014	DLC
Trans-1,3-Dichloropropene	EPA-8260	U	2.0	1	ug/L	10/17/2014	DLC
Cis-1,3-Dichloropropene	EPA-8260	U	2.0	1	ug/L	10/17/2014	DLC
1,1,2-Trichloroethane	EPA-8260	U	2.0	1	ug/L	10/17/2014	DLC
1,3-Dichloropropane	EPA-8260	U	2.0	1	ug/L	10/17/2014	DLC
Tetrachloroethylene	EPA-8260	U	2.0	1	ug/L	10/17/2014	DLC
Dibromochloromethane	EPA-8260	U	2.0	1	ug/L	10/17/2014	DLC
1,2-Dibromoethane	EPA-8260	U	0.01	1	ug/L	10/17/2014	DLC
Chlorobenzene	EPA-8260	U	2.0	1	ug/L	10/17/2014	DLC
1,1,1,2-Tetrachloroethane	EPA-8260	U	2.0	1	ug/L	10/17/2014	DLC
Bromoform	EPA-8260	U	2.0	1	ug/L	10/17/2014	DLC
1,1,2,2-Tetrachloroethane	EPA-8260	U	2.0	1	ug/L	10/17/2014	DLC
1,2,3-Trichloropropane	EPA-8260	U	2.0	1	ug/L	10/17/2014	DLC
Bromobenzene	EPA-8260	U	2.0	1	ug/L	10/17/2014	DLC
2-Chlorotoluene	EPA-8260	U	2.0	1	ug/L	10/17/2014	DLC
4-Chlorotoluene	EPA-8260	U	2.0	1	ug/L	10/17/2014	DLC
1,3 Dichlorobenzene	EPA-8260	U	2.0	1	ug/L	10/17/2014	DLC

CERTIFICATE OF ANALYSIS

CLIENT:	Environmental Partners, Inc. 1180 NW Maple St, Suite 310 Issaquah, WA 98027	DATE:	10/27/2014
CLIENT CONTACT:	Doug Kunkel	ALS JOB#:	EV14100099
CLIENT PROJECT:	67002	ALS SAMPLE#:	EV14100099-26
CLIENT SAMPLE ID	SB-6:RGW	DATE RECEIVED:	10/16/2014
		COLLECTION DATE:	10/15/2014 3:10:00 PM
		WDOE ACCREDITATION:	C601

SAMPLE DATA RESULTS

ANALYTE	METHOD	RESULTS	REPORTING LIMITS	DILUTION FACTOR	UNITS	ANALYSIS DATE	ANALYSIS BY
1,4-Dichlorobenzene	EPA-8260	U	2.0	1	ug/L	10/17/2014	DLC
1,2-Dichlorobenzene	EPA-8260	U	2.0	1	ug/L	10/17/2014	DLC
1,2-Dibromo 3-Chloropropane	EPA-8260	U	10	1	ug/L	10/17/2014	DLC
1,2,4-Trichlorobenzene	EPA-8260	U	2.0	1	ug/L	10/17/2014	DLC
Hexachlorobutadiene	EPA-8260	U	2.0	1	ug/L	10/17/2014	DLC
1,2,3-Trichlorobenzene	EPA-8260	U	2.0	1	ug/L	10/17/2014	DLC

SURROGATE	METHOD	%REC	ANALYSIS DATE	ANALYSIS BY
1,2-Dichloroethane-d4	EPA-8260	107	10/17/2014	DLC
4-Bromofluorobenzene	EPA-8260	95.4	10/17/2014	DLC

U - Analyte analyzed for but not detected at level above reporting limit.



CERTIFICATE OF ANALYSIS

CLIENT: Environmental Partners, Inc.
1180 NW Maple St, Suite 310
Issaquah, WA 98027

DATE: 10/27/2014
ALS SDG#: EV14100099
WDOE ACCREDITATION: C601

CLIENT CONTACT: Doug Kunkel
CLIENT PROJECT: 67002

LABORATORY BLANK RESULTS

MB-102114S - Batch 87191 - Soil by EPA-8260

ANALYTE	METHOD	RESULTS	REPORTING LIMITS	DILUTION FACTOR	UNITS	ANALYSIS	ANALYSIS
						DATE	BY
Dichlorodifluoromethane	EPA-8260	U	10	1	ug/Kg	10/21/2014	DLC
Chloromethane	EPA-8260	U	10	1	ug/Kg	10/21/2014	DLC
Vinyl Chloride	EPA-8260	U	10	1	ug/Kg	10/21/2014	DLC
Bromomethane	EPA-8260	U	10	1	ug/Kg	10/21/2014	DLC
Chloroethane	EPA-8260	U	10	1	ug/Kg	10/21/2014	DLC
Carbon Tetrachloride	EPA-8260	U	10	1	ug/Kg	10/21/2014	DLC
Trichlorofluoromethane	EPA-8260	U	10	1	ug/Kg	10/21/2014	DLC
1,1-Dichloroethene	EPA-8260	U	10	1	ug/Kg	10/21/2014	DLC
Methylene Chloride	EPA-8260	U	20	1	ug/Kg	10/21/2014	DLC
Trans-1,2-Dichloroethene	EPA-8260	U	10	1	ug/Kg	10/21/2014	DLC
1,1-Dichloroethane	EPA-8260	U	10	1	ug/Kg	10/21/2014	DLC
Cis-1,2-Dichloroethene	EPA-8260	U	10	1	ug/Kg	10/21/2014	DLC
2,2-Dichloropropane	EPA-8260	U	10	1	ug/Kg	10/21/2014	DLC
Bromochloromethane	EPA-8260	U	10	1	ug/Kg	10/21/2014	DLC
Chloroform	EPA-8260	U	10	1	ug/Kg	10/21/2014	DLC
1,1,1-Trichloroethane	EPA-8260	U	10	1	ug/Kg	10/21/2014	DLC
1,1-Dichloropropene	EPA-8260	U	10	1	ug/Kg	10/21/2014	DLC
1,2-Dichloroethane	EPA-8260	U	10	1	ug/Kg	10/21/2014	DLC
Trichloroethene	EPA-8260	U	10	1	ug/Kg	10/21/2014	DLC
1,2-Dichloropropane	EPA-8260	U	10	1	ug/Kg	10/21/2014	DLC
Dibromomethane	EPA-8260	U	10	1	ug/Kg	10/21/2014	DLC
Bromodichloromethane	EPA-8260	U	10	1	ug/Kg	10/21/2014	DLC
Trans-1,3-Dichloropropene	EPA-8260	U	10	1	ug/Kg	10/21/2014	DLC
Toluene	EPA-8260	U	10	1	ug/Kg	10/21/2014	DLC
Cis-1,3-Dichloropropene	EPA-8260	U	10	1	ug/Kg	10/21/2014	DLC
1,1,2-Trichloroethane	EPA-8260	U	10	1	ug/Kg	10/21/2014	DLC
1,3-Dichloropropane	EPA-8260	U	10	1	ug/Kg	10/21/2014	DLC
Tetrachloroethylene	EPA-8260	U	10	1	ug/Kg	10/21/2014	DLC
Dibromochloromethane	EPA-8260	U	10	1	ug/Kg	10/21/2014	DLC
1,2-Dibromoethane	EPA-8260	U	5.0	1	ug/Kg	10/21/2014	DLC
Chlorobenzene	EPA-8260	U	10	1	ug/Kg	10/21/2014	DLC
1,1,1,2-Tetrachloroethane	EPA-8260	U	10	1	ug/Kg	10/21/2014	DLC
Bromoform	EPA-8260	U	10	1	ug/Kg	10/21/2014	DLC
1,1,2,2-Tetrachloroethane	EPA-8260	U	10	1	ug/Kg	10/21/2014	DLC
1,2,3-Trichloropropane	EPA-8260	U	10	1	ug/Kg	10/21/2014	DLC
Bromobenzene	EPA-8260	U	10	1	ug/Kg	10/21/2014	DLC
2-Chlorotoluene	EPA-8260	U	10	1	ug/Kg	10/21/2014	DLC
4-Chlorotoluene	EPA-8260	U	10	1	ug/Kg	10/21/2014	DLC



CERTIFICATE OF ANALYSIS

CLIENT: Environmental Partners, Inc.
 1180 NW Maple St, Suite 310
 Issaquah, WA 98027

CLIENT CONTACT: Doug Kunkel
 CLIENT PROJECT: 67002

DATE: 10/27/2014
 ALS SDG#: EV14100099
 WDOE ACCREDITATION: C601

LABORATORY BLANK RESULTS

MB-102114S - Batch 87191 - Soil by EPA-8260

ANALYTE	METHOD	RESULTS	REPORTING LIMITS	DILUTION FACTOR	UNITS	ANALYSIS DATE	ANALYSIS BY
1,3-Dichlorobenzene	EPA-8260	U	10	1	ug/Kg	10/21/2014	DLC
1,4-Dichlorobenzene	EPA-8260	U	10	1	ug/Kg	10/21/2014	DLC
1,2-Dichlorobenzene	EPA-8260	U	10	1	ug/Kg	10/21/2014	DLC
1,2-Dibromo 3-Chloropropane	EPA-8260	U	50	1	ug/Kg	10/21/2014	DLC
1,2,4-Trichlorobenzene	EPA-8260	U	10	1	ug/Kg	10/21/2014	DLC
Hexachlorobutadiene	EPA-8260	U	10	1	ug/Kg	10/21/2014	DLC
1,2,3-Trichlorobenzene	EPA-8260	U	10	1	ug/Kg	10/21/2014	DLC

U - Analyte analyzed for but not detected at level above reporting limit.

MB-102214S - Batch 87294 - Soil by EPA-8260

ANALYTE	METHOD	RESULTS	REPORTING LIMITS	DILUTION FACTOR	UNITS	ANALYSIS DATE	ANALYSIS BY
Dichlorodifluoromethane	EPA-8260	U	10	1	ug/Kg	10/22/2014	DLC
Chloromethane	EPA-8260	U	10	1	ug/Kg	10/22/2014	DLC
Vinyl Chloride	EPA-8260	U	10	1	ug/Kg	10/22/2014	DLC
Bromomethane	EPA-8260	U	10	1	ug/Kg	10/22/2014	DLC
Chloroethane	EPA-8260	U	10	1	ug/Kg	10/22/2014	DLC
Carbon Tetrachloride	EPA-8260	U	10	1	ug/Kg	10/22/2014	DLC
Trichlorofluoromethane	EPA-8260	U	10	1	ug/Kg	10/22/2014	DLC
1,1-Dichloroethene	EPA-8260	U	10	1	ug/Kg	10/22/2014	DLC
Methylene Chloride	EPA-8260	U	20	1	ug/Kg	10/22/2014	DLC
Trans-1,2-Dichloroethene	EPA-8260	U	10	1	ug/Kg	10/22/2014	DLC
1,1-Dichloroethane	EPA-8260	U	10	1	ug/Kg	10/22/2014	DLC
Cis-1,2-Dichloroethene	EPA-8260	U	10	1	ug/Kg	10/22/2014	DLC
2,2-Dichloropropane	EPA-8260	U	10	1	ug/Kg	10/22/2014	DLC
Bromochloromethane	EPA-8260	U	10	1	ug/Kg	10/22/2014	DLC
Chloroform	EPA-8260	U	10	1	ug/Kg	10/22/2014	DLC
1,1,1-Trichloroethane	EPA-8260	U	10	1	ug/Kg	10/22/2014	DLC
1,1-Dichloropropene	EPA-8260	U	10	1	ug/Kg	10/22/2014	DLC
1,2-Dichloroethane	EPA-8260	U	10	1	ug/Kg	10/22/2014	DLC
Trichloroethene	EPA-8260	U	10	1	ug/Kg	10/22/2014	DLC
1,2-Dichloropropane	EPA-8260	U	10	1	ug/Kg	10/22/2014	DLC
Dibromomethane	EPA-8260	U	10	1	ug/Kg	10/22/2014	DLC
Bromodichloromethane	EPA-8260	U	10	1	ug/Kg	10/22/2014	DLC
Trans-1,3-Dichloropropene	EPA-8260	U	10	1	ug/Kg	10/22/2014	DLC
Toluene	EPA-8260	U	10	1	ug/Kg	10/22/2014	DLC
Cis-1,3-Dichloropropene	EPA-8260	U	10	1	ug/Kg	10/22/2014	DLC
1,1,2-Trichloroethane	EPA-8260	U	10	1	ug/Kg	10/22/2014	DLC
1,3-Dichloropropane	EPA-8260	U	10	1	ug/Kg	10/22/2014	DLC
Tetrachloroethylene	EPA-8260	U	10	1	ug/Kg	10/22/2014	DLC



CERTIFICATE OF ANALYSIS

CLIENT: Environmental Partners, Inc.
 1180 NW Maple St, Suite 310
 Issaquah, WA 98027

CLIENT CONTACT: Doug Kunkel
 CLIENT PROJECT: 67002

DATE: 10/27/2014
 ALS SDG#: EV14100099
 WDOE ACCREDITATION: C601

LABORATORY BLANK RESULTS

MB-102214S - Batch 87294 - Soil by EPA-8260

ANALYTE	METHOD	RESULTS	REPORTING LIMITS	DILUTION FACTOR	UNITS	ANALYSIS DATE	ANALYSIS BY
Dibromochloromethane	EPA-8260	U	10	1	ug/Kg	10/22/2014	DLC
1,2-Dibromoethane	EPA-8260	U	5.0	1	ug/Kg	10/22/2014	DLC
Chlorobenzene	EPA-8260	U	10	1	ug/Kg	10/22/2014	DLC
1,1,1,2-Tetrachloroethane	EPA-8260	U	10	1	ug/Kg	10/22/2014	DLC
Bromoform	EPA-8260	U	10	1	ug/Kg	10/22/2014	DLC
1,1,1,2,2-Tetrachloroethane	EPA-8260	U	10	1	ug/Kg	10/22/2014	DLC
1,2,3-Trichloropropane	EPA-8260	U	10	1	ug/Kg	10/22/2014	DLC
Bromobenzene	EPA-8260	U	10	1	ug/Kg	10/22/2014	DLC
2-Chlorotoluene	EPA-8260	U	10	1	ug/Kg	10/22/2014	DLC
4-Chlorotoluene	EPA-8260	U	10	1	ug/Kg	10/22/2014	DLC
1,3 Dichlorobenzene	EPA-8260	U	10	1	ug/Kg	10/22/2014	DLC
1,4-Dichlorobenzene	EPA-8260	U	10	1	ug/Kg	10/22/2014	DLC
1,2-Dichlorobenzene	EPA-8260	U	10	1	ug/Kg	10/22/2014	DLC
1,2-Dibromo 3-Chloropropane	EPA-8260	U	50	1	ug/Kg	10/22/2014	DLC
1,2,4-Trichlorobenzene	EPA-8260	U	10	1	ug/Kg	10/22/2014	DLC
Hexachlorobutadiene	EPA-8260	U	10	1	ug/Kg	10/22/2014	DLC
1,2,3-Trichlorobenzene	EPA-8260	U	10	1	ug/Kg	10/22/2014	DLC

U - Analyte analyzed for but not detected at level above reporting limit.

MB-102314S - Batch 87329 - Soil by EPA-8260

ANALYTE	METHOD	RESULTS	REPORTING LIMITS	DILUTION FACTOR	UNITS	ANALYSIS DATE	ANALYSIS BY
Dichlorodifluoromethane	EPA-8260	U	10	1	ug/Kg	10/23/2014	DLC
Chloromethane	EPA-8260	U	10	1	ug/Kg	10/23/2014	DLC
Vinyl Chloride	EPA-8260	U	10	1	ug/Kg	10/23/2014	DLC
Bromomethane	EPA-8260	U	10	1	ug/Kg	10/23/2014	DLC
Chloroethane	EPA-8260	U	10	1	ug/Kg	10/23/2014	DLC
Carbon Tetrachloride	EPA-8260	U	10	1	ug/Kg	10/23/2014	DLC
Trichlorofluoromethane	EPA-8260	U	10	1	ug/Kg	10/23/2014	DLC
1,1-Dichloroethene	EPA-8260	U	10	1	ug/Kg	10/23/2014	DLC
Methylene Chloride	EPA-8260	U	20	1	ug/Kg	10/23/2014	DLC
Trans-1,2-Dichloroethene	EPA-8260	U	10	1	ug/Kg	10/23/2014	DLC
1,1-Dichloroethane	EPA-8260	U	10	1	ug/Kg	10/23/2014	DLC
Cis-1,2-Dichloroethene	EPA-8260	U	10	1	ug/Kg	10/23/2014	DLC
2,2-Dichloropropane	EPA-8260	U	10	1	ug/Kg	10/23/2014	DLC
Bromochloromethane	EPA-8260	U	10	1	ug/Kg	10/23/2014	DLC
Chloroform	EPA-8260	U	10	1	ug/Kg	10/23/2014	DLC
1,1,1-Trichloroethane	EPA-8260	U	10	1	ug/Kg	10/23/2014	DLC
1,1-Dichloropropene	EPA-8260	U	10	1	ug/Kg	10/23/2014	DLC
1,2-Dichloroethane	EPA-8260	U	10	1	ug/Kg	10/23/2014	DLC



CERTIFICATE OF ANALYSIS

CLIENT:	Environmental Partners, Inc. 1180 NW Maple St, Suite 310 Issaquah, WA 98027	DATE:	10/27/2014
CLIENT CONTACT:	Doug Kunkel	ALS SDG#:	EV14100099
CLIENT PROJECT:	67002	WDOE ACCREDITATION:	C601

LABORATORY BLANK RESULTS

MB-102314S - Batch 87329 - Soil by EPA-8260

ANALYTE	METHOD	RESULTS	REPORTING LIMITS	DILUTION FACTOR	UNITS	ANALYSIS DATE	ANALYSIS BY
Trichloroethene	EPA-8260	U	10	1	ug/Kg	10/23/2014	DLC
1,2-Dichloropropane	EPA-8260	U	10	1	ug/Kg	10/23/2014	DLC
Dibromomethane	EPA-8260	U	10	1	ug/Kg	10/23/2014	DLC
Bromodichloromethane	EPA-8260	U	10	1	ug/Kg	10/23/2014	DLC
Trans-1,3-Dichloropropene	EPA-8260	U	10	1	ug/Kg	10/23/2014	DLC
Toluene	EPA-8260	U	10	1	ug/Kg	10/23/2014	DLC
Cis-1,3-Dichloropropene	EPA-8260	U	10	1	ug/Kg	10/23/2014	DLC
1,1,2-Trichloroethane	EPA-8260	U	10	1	ug/Kg	10/23/2014	DLC
1,3-Dichloropropane	EPA-8260	U	10	1	ug/Kg	10/23/2014	DLC
Tetrachloroethylene	EPA-8260	U	10	1	ug/Kg	10/23/2014	DLC
Dibromochloromethane	EPA-8260	U	10	1	ug/Kg	10/23/2014	DLC
1,2-Dibromoethane	EPA-8260	U	5.0	1	ug/Kg	10/23/2014	DLC
Chlorobenzene	EPA-8260	U	10	1	ug/Kg	10/23/2014	DLC
1,1,1,2-Tetrachloroethane	EPA-8260	U	10	1	ug/Kg	10/23/2014	DLC
Bromoform	EPA-8260	U	10	1	ug/Kg	10/23/2014	DLC
1,1,2,2-Tetrachloroethane	EPA-8260	U	10	1	ug/Kg	10/23/2014	DLC
1,2,3-Trichloropropane	EPA-8260	U	10	1	ug/Kg	10/23/2014	DLC
Bromobenzene	EPA-8260	U	10	1	ug/Kg	10/23/2014	DLC
2-Chlorotoluene	EPA-8260	U	10	1	ug/Kg	10/23/2014	DLC
4-Chlorotoluene	EPA-8260	U	10	1	ug/Kg	10/23/2014	DLC
1,3 Dichlorobenzene	EPA-8260	U	10	1	ug/Kg	10/23/2014	DLC
1,4-Dichlorobenzene	EPA-8260	U	10	1	ug/Kg	10/23/2014	DLC
1,2-Dichlorobenzene	EPA-8260	U	10	1	ug/Kg	10/23/2014	DLC
1,2-Dibromo 3-Chloropropane	EPA-8260	U	50	1	ug/Kg	10/23/2014	DLC
1,2,4-Trichlorobenzene	EPA-8260	U	10	1	ug/Kg	10/23/2014	DLC
Hexachlorobutadiene	EPA-8260	U	10	1	ug/Kg	10/23/2014	DLC
1,2,3-Trichlorobenzene	EPA-8260	U	10	1	ug/Kg	10/23/2014	DLC

U - Analyte analyzed for but not detected at level above reporting limit.

MB-101614W - Batch 87074 - Water by EPA-8260

ANALYTE	METHOD	RESULTS	REPORTING LIMITS	DILUTION FACTOR	UNITS	ANALYSIS DATE	ANALYSIS BY
Dichlorodifluoromethane	EPA-8260	U	2.0	1	ug/L	10/16/2014	DLC
Chloromethane	EPA-8260	U	2.0	1	ug/L	10/16/2014	DLC
Vinyl Chloride	EPA-8260	U	0.20	1	ug/L	10/16/2014	DLC
Bromomethane	EPA-8260	U	2.0	1	ug/L	10/16/2014	DLC
Chloroethane	EPA-8260	U	2.0	1	ug/L	10/16/2014	DLC
Carbon Tetrachloride	EPA-8260	U	2.0	1	ug/L	10/16/2014	DLC
Trichlorofluoromethane	EPA-8260	U	2.0	1	ug/L	10/16/2014	DLC
1,1-Dichloroethene	EPA-8260	U	2.0	1	ug/L	10/16/2014	DLC



CERTIFICATE OF ANALYSIS

CLIENT: Environmental Partners, Inc.
 1180 NW Maple St, Suite 310
 Issaquah, WA 98027

CLIENT CONTACT: Doug Kunkel
 CLIENT PROJECT: 67002

DATE: 10/27/2014
 ALS SDG#: EV14100099
 WDOE ACCREDITATION: C601

LABORATORY BLANK RESULTS

MB-101614W - Batch 87074 - Water by EPA-8260

Methylene Chloride	EPA-8260	U	5.0	1	ug/L	10/16/2014	DLC
Trans-1,2-Dichloroethene	EPA-8260	U	2.0	1	ug/L	10/16/2014	DLC
1,1-Dichloroethane	EPA-8260	U	2.0	1	ug/L	10/16/2014	DLC
Cis-1,2-Dichloroethene	EPA-8260	U	2.0	1	ug/L	10/16/2014	DLC
2,2-Dichloropropane	EPA-8260	U	2.0	1	ug/L	10/16/2014	DLC
Bromochloromethane	EPA-8260	U	2.0	1	ug/L	10/16/2014	DLC
Chloroform	EPA-8260	U	2.0	1	ug/L	10/16/2014	DLC
1,1,1-Trichloroethane	EPA-8260	U	2.0	1	ug/L	10/16/2014	DLC
1,1-Dichloropropene	EPA-8260	U	2.0	1	ug/L	10/16/2014	DLC
1,2-Dichloroethane	EPA-8260	U	2.0	1	ug/L	10/16/2014	DLC
Trichloroethene	EPA-8260	U	2.0	1	ug/L	10/16/2014	DLC
1,2-Dichloropropane	EPA-8260	U	2.0	1	ug/L	10/16/2014	DLC
Dibromomethane	EPA-8260	U	2.0	1	ug/L	10/16/2014	DLC
Bromodichloromethane	EPA-8260	U	2.0	1	ug/L	10/16/2014	DLC
Trans-1,3-Dichloropropene	EPA-8260	U	2.0	1	ug/L	10/16/2014	DLC
Toluene	EPA-8260	U	2.0	1	ug/L	10/16/2014	DLC
Cis-1,3-Dichloropropene	EPA-8260	U	2.0	1	ug/L	10/16/2014	DLC
1,1,2-Trichloroethane	EPA-8260	U	2.0	1	ug/L	10/16/2014	DLC
1,3-Dichloropropane	EPA-8260	U	2.0	1	ug/L	10/16/2014	DLC
Tetrachloroethylene	EPA-8260	U	2.0	1	ug/L	10/16/2014	DLC
Dibromochloromethane	EPA-8260	U	2.0	1	ug/L	10/16/2014	DLC
1,2-Dibromoethane	EPA-8260	U	0.01	1	ug/L	10/16/2014	DLC
Chlorobenzene	EPA-8260	U	2.0	1	ug/L	10/16/2014	DLC
1,1,1,2-Tetrachloroethane	EPA-8260	U	2.0	1	ug/L	10/16/2014	DLC
Bromoform	EPA-8260	U	2.0	1	ug/L	10/16/2014	DLC
1,1,2,2-Tetrachloroethane	EPA-8260	U	2.0	1	ug/L	10/16/2014	DLC
1,2,3-Trichloropropane	EPA-8260	U	2.0	1	ug/L	10/16/2014	DLC
Bromobenzene	EPA-8260	U	2.0	1	ug/L	10/16/2014	DLC
2-Chlorotoluene	EPA-8260	U	2.0	1	ug/L	10/16/2014	DLC
4-Chlorotoluene	EPA-8260	U	2.0	1	ug/L	10/16/2014	DLC
1,3 Dichlorobenzene	EPA-8260	U	2.0	1	ug/L	10/16/2014	DLC
1,4-Dichlorobenzene	EPA-8260	U	2.0	1	ug/L	10/16/2014	DLC
1,2-Dichlorobenzene	EPA-8260	U	2.0	1	ug/L	10/16/2014	DLC
1,2-Dibromo 3-Chloropropane	EPA-8260	U	10	1	ug/L	10/16/2014	DLC
1,2,4-Trichlorobenzene	EPA-8260	U	2.0	1	ug/L	10/16/2014	DLC
Hexachlorobutadiene	EPA-8260	U	2.0	1	ug/L	10/16/2014	DLC
1,2,3-Trichlorobenzene	EPA-8260	U	2.0	1	ug/L	10/16/2014	DLC

U - Analyte analyzed for but not detected at level above reporting limit.



CERTIFICATE OF ANALYSIS

CLIENT: Environmental Partners, Inc.
 1180 NW Maple St, Suite 310
 Issaquah, WA 98027

CLIENT CONTACT: Doug Kunkel
 CLIENT PROJECT: 67002

DATE: 10/27/2014
 ALS SDG#: EV14100099
 WDOE ACCREDITATION: C601

LABORATORY CONTROL SAMPLE RESULTS

ALS Test Batch ID: 87191 - Soil by EPA-8260

SPIKED COMPOUND	METHOD	%REC	RPD	QUAL	ANALYSIS DATE	ANALYSIS BY
1,1-Dichloroethene - BS	EPA-8260	93.8			10/21/2014	DLC
1,1-Dichloroethene - BSD	EPA-8260	104	10		10/21/2014	DLC
Trichloroethene - BS	EPA-8260	102			10/21/2014	DLC
Trichloroethene - BSD	EPA-8260	106	4		10/21/2014	DLC
Toluene - BS	EPA-8260	97.0			10/21/2014	DLC
Toluene - BSD	EPA-8260	102	5		10/21/2014	DLC
Chlorobenzene - BS	EPA-8260	102			10/21/2014	DLC
Chlorobenzene - BSD	EPA-8260	101	1		10/21/2014	DLC

ALS Test Batch ID: 87294 - Soil by EPA-8260

SPIKED COMPOUND	METHOD	%REC	RPD	QUAL	ANALYSIS DATE	ANALYSIS BY
1,1-Dichloroethene - BS	EPA-8260	99.0			10/22/2014	DLC
1,1-Dichloroethene - BSD	EPA-8260	85.0	15		10/22/2014	DLC
Trichloroethene - BS	EPA-8260	97.4			10/22/2014	DLC
Trichloroethene - BSD	EPA-8260	94.9	3		10/22/2014	DLC
Toluene - BS	EPA-8260	95.5			10/22/2014	DLC
Toluene - BSD	EPA-8260	92.7	3		10/22/2014	DLC
Chlorobenzene - BS	EPA-8260	96.1			10/22/2014	DLC
Chlorobenzene - BSD	EPA-8260	89.9	7		10/22/2014	DLC

ALS Test Batch ID: 87329 - Soil by EPA-8260

SPIKED COMPOUND	METHOD	%REC	RPD	QUAL	ANALYSIS DATE	ANALYSIS BY
1,1-Dichloroethene - BS	EPA-8260	94.3			10/23/2014	DLC
1,1-Dichloroethene - BSD	EPA-8260	113	18		10/23/2014	DLC
Trichloroethene - BS	EPA-8260	93.4			10/23/2014	DLC
Trichloroethene - BSD	EPA-8260	85.8	8		10/23/2014	DLC
Toluene - BS	EPA-8260	95.8			10/23/2014	DLC
Toluene - BSD	EPA-8260	91.0	5		10/23/2014	DLC
Chlorobenzene - BS	EPA-8260	90.5			10/23/2014	DLC
Chlorobenzene - BSD	EPA-8260	87.6	3		10/23/2014	DLC

ALS Test Batch ID: 87074 - Water by EPA-8260

SPIKED COMPOUND	METHOD	%REC	RPD	QUAL	ANALYSIS DATE	ANALYSIS BY
1,1-Dichloroethene - BS	EPA-8260	97.2			10/16/2014	DLC
1,1-Dichloroethene - BSD	EPA-8260	109	12		10/16/2014	DLC



CERTIFICATE OF ANALYSIS

CLIENT: Environmental Partners, Inc.
1180 NW Maple St, Suite 310
Issaquah, WA 98027

DATE: 10/27/2014
ALS SDG#: EV14100099
WDOE ACCREDITATION: C601

CLIENT CONTACT: Doug Kunkel
CLIENT PROJECT: 67002

LABORATORY CONTROL SAMPLE RESULTS

Table with 7 columns: SPIKED COMPOUND, METHOD, %REC, RPD, QUAL, ANALYSIS DATE, ANALYSIS BY. Rows include Trichloroethene - BS, Trichloroethene - BSD, Toluene - BS, Toluene - BSD, Chlorobenzene - BS, Chlorobenzene - BSD.

APPROVED BY

Handwritten signature of Paul Baggett

Laboratory Director



ALS Environmental
 8620 Holly Drive, Suite 100
 Everett, WA 98208
 Phone (425) 356-2600
 Fax (425) 356-2626
 http://www.alsglobal.com

Chain Of Custody/ Laboratory Analysis Request

ALS Job# (Laboratory Use Only)

EVI4100099

Date 10-16-14 Page 1 Of 3

PROJECT ID: 67002					ANALYSIS REQUESTED												OTHER (Specify)		
REPORT TO COMPANY: EPI					NWTPH-HCID NWTPH-DX NWTPH-GX BTEX by EPA-8021 MTBE by EPA-8021 <input type="checkbox"/> EPA-8260 <input type="checkbox"/> Halogenated Volatiles by EPA 8260 Volatile Organic Compounds by EPA 8260 EDB / EDC by EPA 8260 SIM (water) EDB / EDC by EPA 8260 (soil) Semivolatile Organic Compounds by EPA 8270 Polycyclic Aromatic Hydrocarbons (PAH) by EPA-8270 SIM <input type="checkbox"/> PCB <input type="checkbox"/> Pesticides <input type="checkbox"/> by EPA 8081/8082 Metals-MTCA-5 <input type="checkbox"/> RCRA-8 <input type="checkbox"/> Pri Pol <input type="checkbox"/> TAL <input type="checkbox"/> Metals Other (Specify) TCLP-Metals <input type="checkbox"/> VOA <input type="checkbox"/> Semi-Vol <input type="checkbox"/> Past <input type="checkbox"/> Herbs <input type="checkbox"/>														
PROJECT MANAGER: Doug Kunkert																			
ADDRESS: 1180 NW Maple St. Ste 310 Issaquah WA 98027																			
PHONE: 425-395-0010 FAX: 425-395-0011																			
P.O. #: E-MAIL: dougk@epi-wa.com																			
INVOICE TO COMPANY: EPI																			
ATTENTION:																			
ADDRESS:																			
SAMPLE I.D.	DATE	TIME	TYPE	LAB#															
1. SB-1:5	10/15/14	0848	soil	1													4		
2. SB-1:10		0855		2															
3. SB-1:15		0902		3															
4. SB-2:2		0940		4															
5. SB-2:5		0945		5															
6. SB-2:10		0951		6															
7. SB-3:2		1425		7															
8. SB-3:5		1729		8															
9. SB-3:15		1435		9															
10. SB-4:5		1325		10															

SPECIAL INSTRUCTIONS

SIGNATURES (Name, Company, Date, Time):

1. Relinquished By: *[Signature]* EPI 10/10/14
 Received By: *[Signature]* ALS 10/10/14 1235

2. Relinquished By: _____
 Received By: _____

TURNAROUND REQUESTED in Business Days*

Organic, Metals & Inorganic Analysis
 Standard 5 3 2 1 SAME DAY

Fuels & Hydrocarbon Analysis
 Standard 5 3 1 SAME DAY

OTHER: _____
 Specify: _____

*Turnaround request less than standard may incur Rush Charges



ALS Environmental
 8620 Holly Drive, Suite 100
 Everett, WA 98208
 Phone (425) 356-2600
 Fax (425) 356-2626
 http://www.alsglobal.com

Chain Of Custody/ Laboratory Analysis Request

ALS Job# (Laboratory Use Only)

EVM0099

Date 10/16/14 Page 2 Of 3

PROJECT ID: 67002					ANALYSIS REQUESTED										OTHER (Specify)		
REPORT TO COMPANY: EPI					NWTPH-HCID NWTPH-DX NWTPH-GX BTEX by EPA-8021 MTBE by EPA-8021 <input type="checkbox"/> EPA-8260 <input type="checkbox"/> Halogenated Volatiles by EPA 8260 Volatile Organic Compounds by EPA 8260 EDB / EDC by EPA 8260 SIM (water) EDB / EDC by EPA 8260 (soil) Semivolatile Organic Compounds by EPA 8270 Polycyclic Aromatic Hydrocarbons (PAH) by EPA-8270 SIM <input type="checkbox"/> PCB <input type="checkbox"/> Pesticides <input type="checkbox"/> by EPA 8081/8082 Metals-MTCA-5 <input type="checkbox"/> RCRA-8 <input type="checkbox"/> Pri Pol <input type="checkbox"/> TAL <input type="checkbox"/> Metals Other (Specify) TCLP-Metals <input type="checkbox"/> VOA <input type="checkbox"/> Semi-Vol <input type="checkbox"/> Pest <input type="checkbox"/> Herbs <input type="checkbox"/>												
PROJECT MANAGER: Doug Kunkel																	
ADDRESS: 1180 NW Maple St Ste 310 Issaquah WA 98027																	
PHONE: FAX:																	
P.O. #: E-MAIL:																	
INVOICE TO COMPANY: EPI																	
ATTENTION:																	
ADDRESS:																	
SAMPLE I.D.	DATE	TIME	TYPE	LAB#												NUMBER OF CONTAINERS	RECEIVED IN GOOD CONDITION?
1. SB-4:8	10/15/14	1329	Soil	11											4		
2. SB-4:14		1338		12													
3. SB-5:5		1101		13													
4. SB-5:10		1107		14													
5. SB-5:15		1114		15													
6. SB-6:5		1500		16													
7. SB-6:13		1506		17													
8. SB-7:5		1531		18													
9. SB-7:8		1534		19													
10. SB-7:15		1536		20													

SPECIAL INSTRUCTIONS

SIGNATURES (Name, Company, Date, Time):

1. Relinquished By: [Signature] EPI 10/16/14
 Received By: [Signature] ALS 10/16/14 1235

2. Relinquished By: _____
 Received By: _____

TURNAROUND REQUESTED in Business Days*

Organic, Metals & Inorganic Analysis

Standard
 5 3 2 1 SAME DAY

Fuels & Hydrocarbon Analysis

Standard
 5 3 1 SAME DAY

OTHER: _____
 Specify: _____

*Turnaround request less than standard may incur Rush Charges



ALS Environmental
 8620 Holly Drive, Suite 100
 Everett, WA 98208
 Phone (425) 356-2600
 Fax (425) 356-2626
 http://www.alsglobal.com

Chain Of Custody/ Laboratory Analysis Request

ALS Job# _____ (Laboratory Use Only)

EV14100099

Date 10/16/14 Page 3 Of 3

PROJECT ID: <u>67002</u>	ANALYSIS REQUESTED	OTHER (Specify)
REPORT TO COMPANY: <u>EPI</u>	<input type="checkbox"/> NWTPH-HCID <input type="checkbox"/> NWTPH-DX <input type="checkbox"/> NWTPH-GX <input type="checkbox"/> BTEX by EPA-8021 <input type="checkbox"/> MTBE by EPA-8021 <input type="checkbox"/> EPA-8260 <input type="checkbox"/> Halogenated Volatiles by EPA 8260 <input type="checkbox"/> Volatile Organic Compounds by EPA 8260 <input type="checkbox"/> EDB / EDC by EPA 8260 SIM (water) <input type="checkbox"/> EDB / EDC by EPA 8260 (soil) <input type="checkbox"/> Semivolatile Organic Compounds by EPA 8270 <input type="checkbox"/> Polycyclic Aromatic Hydrocarbons (PAH) by EPA-8270 SIM <input type="checkbox"/> PCB <input type="checkbox"/> Pesticides <input type="checkbox"/> by EPA 8081/8082 <input type="checkbox"/> Metals-MTCA-5 <input type="checkbox"/> RCRA-8 <input type="checkbox"/> Pri Pol <input type="checkbox"/> TAL <input type="checkbox"/> Metals Other (Specify) _____ <input type="checkbox"/> TCLP-Metals <input type="checkbox"/> VOA <input type="checkbox"/> Semi-Vol <input type="checkbox"/> Pest <input type="checkbox"/> Herbs	NUMBER OF CONTAINERS RECEIVED IN GOOD CONDITION?
PROJECT MANAGER: <u>Denny Knutson</u>		
ADDRESS: <u>1180 New Maple St. C-310</u> <u>Issaquah WA 98027</u>		
PHONE: _____ FAX: _____		
P.O. #: _____ E-MAIL: _____		
INVOICE TO COMPANY: <u>EPI</u>		
ATTENTION: _____		
ADDRESS: _____		

SAMPLE I.D.	DATE	TIME	TYPE	LAB#	NWTPH-HCID	NWTPH-DX	NWTPH-GX	BTEX by EPA-8021	MTBE by EPA-8021 <input type="checkbox"/> EPA-8260	Halogenated Volatiles by EPA 8260	Volatile Organic Compounds by EPA 8260	EDB / EDC by EPA 8260 SIM (water)	EDB / EDC by EPA 8260 (soil)	Semivolatile Organic Compounds by EPA 8270	Polycyclic Aromatic Hydrocarbons (PAH) by EPA-8270 SIM	PCB <input type="checkbox"/> Pesticides <input type="checkbox"/> by EPA 8081/8082	Metals-MTCA-5 <input type="checkbox"/> RCRA-8 <input type="checkbox"/> Pri Pol <input type="checkbox"/> TAL	Metals Other (Specify)	TCLP-Metals <input type="checkbox"/> VOA <input type="checkbox"/> Semi-Vol <input type="checkbox"/> Pest <input type="checkbox"/> Herbs	NUMBER OF CONTAINERS	RECEIVED IN GOOD CONDITION?	
1. SB-8:5	10/15/14	1135	soil	21						X										4		
2. SB-8:9		1148	↓	22						X											4	
3. SB-8:15		1201	↓	23						X											4	
4. SB-1:RGW		0924	water	24						X											3	
5. SB-3:RGW		1438	↓	25						X											3	
6. SB-6:RGW		1510	↓	26						X											3	
7.																						
8.																						
9.																						
10.																						

SPECIAL INSTRUCTIONS _____

SIGNATURES (Name, Company, Date, Time):
 1. Relinquished By: [Signature] EPI 10/16/14
 Received By: [Signature] AS 10/16/14 1235
 2. Relinquished By: _____
 Received By: _____

TURNAROUND REQUESTED in Business Days*
 Organic, Metals & Inorganic Analysis
 Standard 5 3 2 1 SAME DAY
 Fuels & Hydrocarbon Analysis
 Standard 5 3 1 SAME DAY
 OTHER: _____
 Specify: _____

*Turnaround request less than standard may incur Rush Charges



November 7, 2014

Mr. Doug Kunkel
Environmental Partners, Inc.
1180 NW Maple St, Suite 310
Issaquah, WA 98027

Dear Mr. Kunkel,

On October 24th, 9 samples were received by our laboratory and assigned our laboratory project number EV14100165. The project was identified as your 67002. The sample identification and requested analyses are outlined on the attached chain of custody record.

No abnormalities or nonconformances were observed during the analyses of the project samples.

Please do not hesitate to call me if you have any questions or if I can be of further assistance.

Sincerely,

ALS Laboratory Group

Rick Bagan
Laboratory Director



CERTIFICATE OF ANALYSIS

CLIENT: Environmental Partners, Inc.
 1180 NW Maple St, Suite 310
 Issaquah, WA 98027

CLIENT CONTACT: Doug Kunkel
 CLIENT PROJECT: 67002
 CLIENT SAMPLE ID HA-1:1

DATE: 11/7/2014
 ALS JOB#: EV14100165
 ALS SAMPLE#: EV14100165-01
 DATE RECEIVED: 10/24/2014
 COLLECTION DATE: 10/24/2014 9:14:00 AM
 WDOE ACCREDITATION: C601

SAMPLE DATA RESULTS

ANALYTE	METHOD	RESULTS	REPORTING LIMITS	DILUTION FACTOR	UNITS	ANALYSIS DATE	ANALYSIS BY
Dichlorodifluoromethane	EPA-8260	U	75	1	ug/Kg	10/30/2014	DLC
Chloromethane	EPA-8260	U	45	1	ug/Kg	10/30/2014	DLC
Vinyl Chloride	EPA-8260	U	10	1	ug/Kg	10/30/2014	DLC
Bromomethane	EPA-8260	U	38	1	ug/Kg	10/30/2014	DLC
Chloroethane	EPA-8260	U	45	1	ug/Kg	10/30/2014	DLC
Carbon Tetrachloride	EPA-8260	U	48	1	ug/Kg	10/30/2014	DLC
Trichlorofluoromethane	EPA-8260	U	40	1	ug/Kg	10/30/2014	DLC
Carbon Disulfide	EPA-8260	U	46	1	ug/Kg	10/30/2014	DLC
Acetone	EPA-8260	U	88	1	ug/Kg	10/30/2014	DLC
1,1-Dichloroethene	EPA-8260	U	10	1	ug/Kg	10/30/2014	DLC
Methylene Chloride	EPA-8260	U	94	1	ug/Kg	10/30/2014	DLC
Acrylonitrile	EPA-8260	U	50	1	ug/Kg	10/30/2014	DLC
Methyl T-Butyl Ether	EPA-8260	U	47	1	ug/Kg	10/30/2014	DLC
Trans-1,2-Dichloroethene	EPA-8260	U	45	1	ug/Kg	10/30/2014	DLC
1,1-Dichloroethane	EPA-8260	U	46	1	ug/Kg	10/30/2014	DLC
2-Butanone	EPA-8260	U	67	1	ug/Kg	10/30/2014	DLC
Cis-1,2-Dichloroethene	EPA-8260	93	49	1	ug/Kg	10/30/2014	DLC
2,2-Dichloropropane	EPA-8260	U	47	1	ug/Kg	10/30/2014	DLC
Bromochloromethane	EPA-8260	U	81	1	ug/Kg	10/30/2014	DLC
Chloroform	EPA-8260	U	47	1	ug/Kg	10/30/2014	DLC
1,1,1-Trichloroethane	EPA-8260	U	42	1	ug/Kg	10/30/2014	DLC
1,1-Dichloropropene	EPA-8260	U	42	1	ug/Kg	10/30/2014	DLC
1,2-Dichloroethane	EPA-8260	U	10	1	ug/Kg	10/30/2014	DLC
Benzene	EPA-8260	5.5	5.0	1	ug/Kg	10/30/2014	DLC
Trichloroethene	EPA-8260	54	10	1	ug/Kg	10/30/2014	DLC
1,2-Dichloropropane	EPA-8260	U	42	1	ug/Kg	10/30/2014	DLC
Dibromomethane	EPA-8260	U	53	1	ug/Kg	10/30/2014	DLC
Bromodichloromethane	EPA-8260	U	47	1	ug/Kg	10/30/2014	DLC
Trans-1,3-Dichloropropene	EPA-8260	U	50	1	ug/Kg	10/30/2014	DLC
4-Methyl-2-Pentanone	EPA-8260	U	50	1	ug/Kg	10/30/2014	DLC
Toluene	EPA-8260	U	48	1	ug/Kg	10/30/2014	DLC
Cis-1,3-Dichloropropene	EPA-8260	U	49	1	ug/Kg	10/30/2014	DLC
1,1,2-Trichloroethane	EPA-8260	U	50	1	ug/Kg	10/30/2014	DLC
2-Hexanone	EPA-8260	U	50	1	ug/Kg	10/30/2014	DLC
1,3-Dichloropropane	EPA-8260	U	49	1	ug/Kg	10/30/2014	DLC
Tetrachloroethylene	EPA-8260	4800	100	10	ug/Kg	10/31/2014	DLC
Dibromochloromethane	EPA-8260	U	73	1	ug/Kg	10/30/2014	DLC
1,2-Dibromoethane	EPA-8260	U	5.0	1	ug/Kg	10/30/2014	DLC



CERTIFICATE OF ANALYSIS

CLIENT:	Environmental Partners, Inc. 1180 NW Maple St, Suite 310 Issaquah, WA 98027	DATE:	11/7/2014
CLIENT CONTACT:	Doug Kunkel	ALS JOB#:	EV14100165
CLIENT PROJECT:	67002	ALS SAMPLE#:	EV14100165-01
CLIENT SAMPLE ID	HA-1:1	DATE RECEIVED:	10/24/2014
		COLLECTION DATE:	10/24/2014 9:14:00 AM
		WDOE ACCREDITATION:	C601

SAMPLE DATA RESULTS

ANALYTE	METHOD	RESULTS	REPORTING LIMITS	DILUTION FACTOR	UNITS	ANALYSIS	ANALYSIS
						DATE	BY
Chlorobenzene	EPA-8260	U	50	1	ug/Kg	10/30/2014	DLC
1,1,1,2-Tetrachloroethane	EPA-8260	U	39	1	ug/Kg	10/30/2014	DLC
Ethylbenzene	EPA-8260	U	49	1	ug/Kg	10/30/2014	DLC
m,p-Xylene	EPA-8260	U	89	1	ug/Kg	10/30/2014	DLC
Styrene	EPA-8260	U	38	1	ug/Kg	10/30/2014	DLC
o-Xylene	EPA-8260	U	42	1	ug/Kg	10/30/2014	DLC
Bromoform	EPA-8260	U	54	1	ug/Kg	10/30/2014	DLC
Isopropylbenzene	EPA-8260	U	41	1	ug/Kg	10/30/2014	DLC
1,1,2,2-Tetrachloroethane	EPA-8260	U	52	1	ug/Kg	10/30/2014	DLC
1,2,3-Trichloropropane	EPA-8260	U	55	1	ug/Kg	10/30/2014	DLC
Bromobenzene	EPA-8260	U	52	1	ug/Kg	10/30/2014	DLC
N-Propyl Benzene	EPA-8260	U	50	1	ug/Kg	10/30/2014	DLC
2-Chlorotoluene	EPA-8260	U	52	1	ug/Kg	10/30/2014	DLC
1,3,5-Trimethylbenzene	EPA-8260	U	38	1	ug/Kg	10/30/2014	DLC
4-Chlorotoluene	EPA-8260	U	75	1	ug/Kg	10/30/2014	DLC
T-Butyl Benzene	EPA-8260	U	48	1	ug/Kg	10/30/2014	DLC
1,2,4-Trimethylbenzene	EPA-8260	U	41	1	ug/Kg	10/30/2014	DLC
S-Butyl Benzene	EPA-8260	U	44	1	ug/Kg	10/30/2014	DLC
P-Isopropyltoluene	EPA-8260	U	36	1	ug/Kg	10/30/2014	DLC
1,3 Dichlorobenzene	EPA-8260	U	53	1	ug/Kg	10/30/2014	DLC
1,4-Dichlorobenzene	EPA-8260	U	49	1	ug/Kg	10/30/2014	DLC
N-Butylbenzene	EPA-8260	U	39	1	ug/Kg	10/30/2014	DLC
1,2-Dichlorobenzene	EPA-8260	U	53	1	ug/Kg	10/30/2014	DLC
1,2-Dibromo 3-Chloropropane	EPA-8260	U	62	1	ug/Kg	10/30/2014	DLC
1,2,4-Trichlorobenzene	EPA-8260	U	46	1	ug/Kg	10/30/2014	DLC
Hexachlorobutadiene	EPA-8260	U	55	1	ug/Kg	10/30/2014	DLC
Naphthalene	EPA-8260	U	52	1	ug/Kg	10/30/2014	DLC
1,2,3-Trichlorobenzene	EPA-8260	U	49	1	ug/Kg	10/30/2014	DLC

SURROGATE	METHOD	%REC	ANALYSIS	ANALYSIS
			DATE	BY
1,2-Dichloroethane-d4	EPA-8260	95.4	10/30/2014	DLC
1,2-Dichloroethane-d4 10X Dilution	EPA-8260	99.7	10/31/2014	DLC
Toluene-d8	EPA-8260	98.7	10/30/2014	DLC
Toluene-d8 10X Dilution	EPA-8260	97.6	10/31/2014	DLC
4-Bromofluorobenzene	EPA-8260	101	10/30/2014	DLC
4-Bromofluorobenzene 10X Dilution	EPA-8260	102	10/31/2014	DLC

U - Analyte analyzed for but not detected at level above reporting limit.



CERTIFICATE OF ANALYSIS

CLIENT:	Environmental Partners, Inc. 1180 NW Maple St, Suite 310 Issaquah, WA 98027	DATE:	11/7/2014
CLIENT CONTACT:	Doug Kunkel	ALS JOB#:	EV14100165
CLIENT PROJECT:	67002	ALS SAMPLE#:	EV14100165-02
CLIENT SAMPLE ID	HA-1:4	DATE RECEIVED:	10/24/2014
		COLLECTION DATE:	10/24/2014 10:06:00 AM
		WDOE ACCREDITATION:	C601

SAMPLE DATA RESULTS

ANALYTE	METHOD	RESULTS	REPORTING LIMITS	DILUTION FACTOR	UNITS	ANALYSIS	ANALYSIS
						DATE	BY
Dichlorodifluoromethane	EPA-8260	U	94	1	ug/Kg	10/30/2014	DLC
Chloromethane	EPA-8260	U	57	1	ug/Kg	10/30/2014	DLC
Vinyl Chloride	EPA-8260	710	10	1	ug/Kg	10/30/2014	DLC
Bromomethane	EPA-8260	U	47	1	ug/Kg	10/30/2014	DLC
Chloroethane	EPA-8260	U	57	1	ug/Kg	10/30/2014	DLC
Carbon Tetrachloride	EPA-8260	U	60	1	ug/Kg	10/30/2014	DLC
Trichlorofluoromethane	EPA-8260	U	50	1	ug/Kg	10/30/2014	DLC
Carbon Disulfide	EPA-8260	U	58	1	ug/Kg	10/30/2014	DLC
Acetone	EPA-8260	U	110	1	ug/Kg	10/30/2014	DLC
1,1-Dichloroethene	EPA-8260	28	10	1	ug/Kg	10/30/2014	DLC
Methylene Chloride	EPA-8260	U	120	1	ug/Kg	10/30/2014	DLC
Acrylonitrile	EPA-8260	U	61	1	ug/Kg	10/30/2014	DLC
Methyl T-Butyl Ether	EPA-8260	U	59	1	ug/Kg	10/30/2014	DLC
Trans-1,2-Dichloroethene	EPA-8260	160	56	1	ug/Kg	10/30/2014	DLC
1,1-Dichloroethane	EPA-8260	U	57	1	ug/Kg	10/30/2014	DLC
2-Butanone	EPA-8260	U	83	1	ug/Kg	10/30/2014	DLC
Cis-1,2-Dichloroethene	EPA-8260	14000	610	10	ug/Kg	10/30/2014	DLC
2,2-Dichloropropane	EPA-8260	U	58	1	ug/Kg	10/30/2014	DLC
Bromochloromethane	EPA-8260	U	100	1	ug/Kg	10/30/2014	DLC
Chloroform	EPA-8260	U	58	1	ug/Kg	10/30/2014	DLC
1,1,1-Trichloroethane	EPA-8260	U	53	1	ug/Kg	10/30/2014	DLC
1,1-Dichloropropene	EPA-8260	U	53	1	ug/Kg	10/30/2014	DLC
1,2-Dichloroethane	EPA-8260	U	10	1	ug/Kg	10/30/2014	DLC
Benzene	EPA-8260	U	5.0	1	ug/Kg	10/30/2014	DLC
Trichloroethene	EPA-8260	63	10	1	ug/Kg	10/30/2014	DLC
1,2-Dichloropropane	EPA-8260	U	53	1	ug/Kg	10/30/2014	DLC
Dibromomethane	EPA-8260	U	67	1	ug/Kg	10/30/2014	DLC
Bromodichloromethane	EPA-8260	U	59	1	ug/Kg	10/30/2014	DLC
Trans-1,3-Dichloropropene	EPA-8260	U	63	1	ug/Kg	10/30/2014	DLC
4-Methyl-2-Pentanone	EPA-8260	U	58	1	ug/Kg	10/30/2014	DLC
Toluene	EPA-8260	U	60	1	ug/Kg	10/30/2014	DLC
Cis-1,3-Dichloropropene	EPA-8260	U	61	1	ug/Kg	10/30/2014	DLC
1,1,2-Trichloroethane	EPA-8260	U	63	1	ug/Kg	10/30/2014	DLC
2-Hexanone	EPA-8260	U	50	1	ug/Kg	10/30/2014	DLC
1,3-Dichloropropane	EPA-8260	U	61	1	ug/Kg	10/30/2014	DLC
Tetrachloroethylene	EPA-8260	250	10	1	ug/Kg	10/30/2014	DLC
Dibromochloromethane	EPA-8260	U	91	1	ug/Kg	10/30/2014	DLC
1,2-Dibromoethane	EPA-8260	U	5.0	1	ug/Kg	10/30/2014	DLC



CERTIFICATE OF ANALYSIS

CLIENT:	Environmental Partners, Inc. 1180 NW Maple St, Suite 310 Issaquah, WA 98027	DATE:	11/7/2014
CLIENT CONTACT:	Doug Kunkel	ALS JOB#:	EV14100165
CLIENT PROJECT:	67002	ALS SAMPLE#:	EV14100165-02
CLIENT SAMPLE ID	HA-1:4	DATE RECEIVED:	10/24/2014
		COLLECTION DATE:	10/24/2014 10:06:00 AM
		WDOE ACCREDITATION:	C601

SAMPLE DATA RESULTS

ANALYTE	METHOD	RESULTS	REPORTING LIMITS	DILUTION FACTOR	UNITS	ANALYSIS	ANALYSIS
						DATE	BY
Chlorobenzene	EPA-8260	U	63	1	ug/Kg	10/30/2014	DLC
1,1,1,2-Tetrachloroethane	EPA-8260	U	49	1	ug/Kg	10/30/2014	DLC
Ethylbenzene	EPA-8260	U	62	1	ug/Kg	10/30/2014	DLC
m,p-Xylene	EPA-8260	U	110	1	ug/Kg	10/30/2014	DLC
Styrene	EPA-8260	U	48	1	ug/Kg	10/30/2014	DLC
o-Xylene	EPA-8260	U	53	1	ug/Kg	10/30/2014	DLC
Bromoform	EPA-8260	U	68	1	ug/Kg	10/30/2014	DLC
Isopropylbenzene	EPA-8260	U	52	1	ug/Kg	10/30/2014	DLC
1,1,2,2-Tetrachloroethane	EPA-8260	U	65	1	ug/Kg	10/30/2014	DLC
1,2,3-Trichloropropane	EPA-8260	U	68	1	ug/Kg	10/30/2014	DLC
Bromobenzene	EPA-8260	U	65	1	ug/Kg	10/30/2014	DLC
N-Propyl Benzene	EPA-8260	U	63	1	ug/Kg	10/30/2014	DLC
2-Chlorotoluene	EPA-8260	U	65	1	ug/Kg	10/30/2014	DLC
1,3,5-Trimethylbenzene	EPA-8260	U	47	1	ug/Kg	10/30/2014	DLC
4-Chlorotoluene	EPA-8260	U	94	1	ug/Kg	10/30/2014	DLC
T-Butyl Benzene	EPA-8260	U	61	1	ug/Kg	10/30/2014	DLC
1,2,4-Trimethylbenzene	EPA-8260	U	51	1	ug/Kg	10/30/2014	DLC
S-Butyl Benzene	EPA-8260	U	55	1	ug/Kg	10/30/2014	DLC
P-Isopropyltoluene	EPA-8260	U	45	1	ug/Kg	10/30/2014	DLC
1,3 Dichlorobenzene	EPA-8260	U	66	1	ug/Kg	10/30/2014	DLC
1,4-Dichlorobenzene	EPA-8260	U	61	1	ug/Kg	10/30/2014	DLC
N-Butylbenzene	EPA-8260	U	49	1	ug/Kg	10/30/2014	DLC
1,2-Dichlorobenzene	EPA-8260	U	66	1	ug/Kg	10/30/2014	DLC
1,2-Dibromo 3-Chloropropane	EPA-8260	U	78	1	ug/Kg	10/30/2014	DLC
1,2,4-Trichlorobenzene	EPA-8260	U	58	1	ug/Kg	10/30/2014	DLC
Hexachlorobutadiene	EPA-8260	U	68	1	ug/Kg	10/30/2014	DLC
Naphthalene	EPA-8260	U	65	1	ug/Kg	10/30/2014	DLC
1,2,3-Trichlorobenzene	EPA-8260	U	62	1	ug/Kg	10/30/2014	DLC

SURROGATE	METHOD	%REC	ANALYSIS	ANALYSIS
			DATE	BY
1,2-Dichloroethane-d4 10X Dilution	EPA-8260	96.3	10/30/2014	DLC
1,2-Dichloroethane-d4	EPA-8260	91.8	10/30/2014	DLC
Toluene-d8 10X Dilution	EPA-8260	101	10/30/2014	DLC
Toluene-d8	EPA-8260	102	10/30/2014	DLC
4-Bromofluorobenzene 10X Dilution	EPA-8260	101	10/30/2014	DLC
4-Bromofluorobenzene	EPA-8260	104	10/30/2014	DLC

U - Analyte analyzed for but not detected at level above reporting limit.



CERTIFICATE OF ANALYSIS

CLIENT:	Environmental Partners, Inc. 1180 NW Maple St, Suite 310 Issaquah, WA 98027	DATE:	11/7/2014
CLIENT CONTACT:	Doug Kunkel	ALS JOB#:	EV14100165
CLIENT PROJECT:	67002	ALS SAMPLE#:	EV14100165-03
CLIENT SAMPLE ID	HA-2:1	DATE RECEIVED:	10/24/2014
		COLLECTION DATE:	10/24/2014 11:21:00 AM
		WDOE ACCREDITATION:	C601

SAMPLE DATA RESULTS

ANALYTE	METHOD	RESULTS	REPORTING LIMITS	DILUTION FACTOR	UNITS	ANALYSIS	ANALYSIS
						DATE	BY
Dichlorodifluoromethane	EPA-8260	U	10	1	ug/Kg	10/30/2014	DLC
Chloromethane	EPA-8260	U	10	1	ug/Kg	10/30/2014	DLC
Vinyl Chloride	EPA-8260	U	10	1	ug/Kg	10/30/2014	DLC
Bromomethane	EPA-8260	U	10	1	ug/Kg	10/30/2014	DLC
Chloroethane	EPA-8260	U	10	1	ug/Kg	10/30/2014	DLC
Carbon Tetrachloride	EPA-8260	U	10	1	ug/Kg	10/30/2014	DLC
Trichlorofluoromethane	EPA-8260	U	10	1	ug/Kg	10/30/2014	DLC
Carbon Disulfide	EPA-8260	U	10	1	ug/Kg	10/30/2014	DLC
Acetone	EPA-8260	U	50	1	ug/Kg	10/30/2014	DLC
1,1-Dichloroethene	EPA-8260	U	10	1	ug/Kg	10/30/2014	DLC
Methylene Chloride	EPA-8260	U	20	1	ug/Kg	10/30/2014	DLC
Acrylonitrile	EPA-8260	U	50	1	ug/Kg	10/30/2014	DLC
Methyl T-Butyl Ether	EPA-8260	U	10	1	ug/Kg	10/30/2014	DLC
Trans-1,2-Dichloroethene	EPA-8260	U	10	1	ug/Kg	10/30/2014	DLC
1,1-Dichloroethane	EPA-8260	U	10	1	ug/Kg	10/30/2014	DLC
2-Butanone	EPA-8260	U	50	1	ug/Kg	10/30/2014	DLC
Cis-1,2-Dichloroethene	EPA-8260	U	10	1	ug/Kg	10/30/2014	DLC
2,2-Dichloropropane	EPA-8260	U	10	1	ug/Kg	10/30/2014	DLC
Bromochloromethane	EPA-8260	U	10	1	ug/Kg	10/30/2014	DLC
Chloroform	EPA-8260	U	10	1	ug/Kg	10/30/2014	DLC
1,1,1-Trichloroethane	EPA-8260	U	10	1	ug/Kg	10/30/2014	DLC
1,1-Dichloropropene	EPA-8260	U	10	1	ug/Kg	10/30/2014	DLC
1,2-Dichloroethane	EPA-8260	U	10	1	ug/Kg	10/30/2014	DLC
Benzene	EPA-8260	U	5.0	1	ug/Kg	10/30/2014	DLC
Trichloroethene	EPA-8260	U	10	1	ug/Kg	10/30/2014	DLC
1,2-Dichloropropane	EPA-8260	U	10	1	ug/Kg	10/30/2014	DLC
Dibromomethane	EPA-8260	U	10	1	ug/Kg	10/30/2014	DLC
Bromodichloromethane	EPA-8260	U	10	1	ug/Kg	10/30/2014	DLC
Trans-1,3-Dichloropropene	EPA-8260	U	10	1	ug/Kg	10/30/2014	DLC
4-Methyl-2-Pentanone	EPA-8260	U	50	1	ug/Kg	10/30/2014	DLC
Toluene	EPA-8260	U	10	1	ug/Kg	10/30/2014	DLC
Cis-1,3-Dichloropropene	EPA-8260	U	10	1	ug/Kg	10/30/2014	DLC
1,1,2-Trichloroethane	EPA-8260	U	10	1	ug/Kg	10/30/2014	DLC
2-Hexanone	EPA-8260	U	50	1	ug/Kg	10/30/2014	DLC
1,3-Dichloropropane	EPA-8260	U	10	1	ug/Kg	10/30/2014	DLC
Tetrachloroethylene	EPA-8260	U	10	1	ug/Kg	10/30/2014	DLC
Dibromochloromethane	EPA-8260	U	10	1	ug/Kg	10/30/2014	DLC
1,2-Dibromoethane	EPA-8260	U	5.0	1	ug/Kg	10/30/2014	DLC



CERTIFICATE OF ANALYSIS

CLIENT:	Environmental Partners, Inc. 1180 NW Maple St, Suite 310 Issaquah, WA 98027	DATE:	11/7/2014
CLIENT CONTACT:	Doug Kunkel	ALS JOB#:	EV14100165
CLIENT PROJECT:	67002	ALS SAMPLE#:	EV14100165-03
CLIENT SAMPLE ID	HA-2:1	DATE RECEIVED:	10/24/2014
		COLLECTION DATE:	10/24/2014 11:21:00 AM
		WDOE ACCREDITATION:	C601

SAMPLE DATA RESULTS

ANALYTE	METHOD	RESULTS	REPORTING LIMITS	DILUTION FACTOR	UNITS	ANALYSIS	ANALYSIS
						DATE	BY
Chlorobenzene	EPA-8260	U	10	1	ug/Kg	10/30/2014	DLC
1,1,1,2-Tetrachloroethane	EPA-8260	U	10	1	ug/Kg	10/30/2014	DLC
Ethylbenzene	EPA-8260	U	10	1	ug/Kg	10/30/2014	DLC
m,p-Xylene	EPA-8260	U	20	1	ug/Kg	10/30/2014	DLC
Styrene	EPA-8260	U	10	1	ug/Kg	10/30/2014	DLC
o-Xylene	EPA-8260	U	10	1	ug/Kg	10/30/2014	DLC
Bromoform	EPA-8260	U	10	1	ug/Kg	10/30/2014	DLC
Isopropylbenzene	EPA-8260	U	10	1	ug/Kg	10/30/2014	DLC
1,1,2,2-Tetrachloroethane	EPA-8260	U	10	1	ug/Kg	10/30/2014	DLC
1,2,3-Trichloropropane	EPA-8260	U	10	1	ug/Kg	10/30/2014	DLC
Bromobenzene	EPA-8260	U	10	1	ug/Kg	10/30/2014	DLC
N-Propyl Benzene	EPA-8260	U	10	1	ug/Kg	10/30/2014	DLC
2-Chlorotoluene	EPA-8260	U	10	1	ug/Kg	10/30/2014	DLC
1,3,5-Trimethylbenzene	EPA-8260	U	10	1	ug/Kg	10/30/2014	DLC
4-Chlorotoluene	EPA-8260	U	10	1	ug/Kg	10/30/2014	DLC
T-Butyl Benzene	EPA-8260	U	10	1	ug/Kg	10/30/2014	DLC
1,2,4-Trimethylbenzene	EPA-8260	U	10	1	ug/Kg	10/30/2014	DLC
S-Butyl Benzene	EPA-8260	U	10	1	ug/Kg	10/30/2014	DLC
P-Isopropyltoluene	EPA-8260	U	10	1	ug/Kg	10/30/2014	DLC
1,3 Dichlorobenzene	EPA-8260	U	10	1	ug/Kg	10/30/2014	DLC
1,4-Dichlorobenzene	EPA-8260	U	10	1	ug/Kg	10/30/2014	DLC
N-Butylbenzene	EPA-8260	U	10	1	ug/Kg	10/30/2014	DLC
1,2-Dichlorobenzene	EPA-8260	U	10	1	ug/Kg	10/30/2014	DLC
1,2-Dibromo 3-Chloropropane	EPA-8260	U	50	1	ug/Kg	10/30/2014	DLC
1,2,4-Trichlorobenzene	EPA-8260	U	10	1	ug/Kg	10/30/2014	DLC
Hexachlorobutadiene	EPA-8260	U	10	1	ug/Kg	10/30/2014	DLC
Naphthalene	EPA-8260	U	10	1	ug/Kg	10/30/2014	DLC
1,2,3-Trichlorobenzene	EPA-8260	U	10	1	ug/Kg	10/30/2014	DLC

SURROGATE	METHOD	%REC	ANALYSIS	ANALYSIS
			DATE	BY
1,2-Dichloroethane-d4	EPA-8260	101	10/30/2014	DLC
Toluene-d8	EPA-8260	99.8	10/30/2014	DLC
4-Bromofluorobenzene	EPA-8260	104	10/30/2014	DLC

U - Analyte analyzed for but not detected at level above reporting limit.



CERTIFICATE OF ANALYSIS

CLIENT:	Environmental Partners, Inc. 1180 NW Maple St, Suite 310 Issaquah, WA 98027	DATE:	11/7/2014
CLIENT CONTACT:	Doug Kunkel	ALS JOB#:	EV14100165
CLIENT PROJECT:	67002	ALS SAMPLE#:	EV14100165-04
CLIENT SAMPLE ID	HA-2:4.5	DATE RECEIVED:	10/24/2014
		COLLECTION DATE:	10/24/2014 11:37:00 AM
		WDOE ACCREDITATION:	C601

SAMPLE DATA RESULTS

ANALYTE	METHOD	RESULTS	REPORTING LIMITS	DILUTION FACTOR	UNITS	ANALYSIS	ANALYSIS
						DATE	BY
Dichlorodifluoromethane	EPA-8260	U	10	1	ug/Kg	10/30/2014	DLC
Chloromethane	EPA-8260	U	10	1	ug/Kg	10/30/2014	DLC
Vinyl Chloride	EPA-8260	U	10	1	ug/Kg	10/30/2014	DLC
Bromomethane	EPA-8260	U	10	1	ug/Kg	10/30/2014	DLC
Chloroethane	EPA-8260	U	10	1	ug/Kg	10/30/2014	DLC
Carbon Tetrachloride	EPA-8260	U	10	1	ug/Kg	10/30/2014	DLC
Trichlorofluoromethane	EPA-8260	U	10	1	ug/Kg	10/30/2014	DLC
Carbon Disulfide	EPA-8260	U	10	1	ug/Kg	10/30/2014	DLC
Acetone	EPA-8260	U	50	1	ug/Kg	10/30/2014	DLC
1,1-Dichloroethene	EPA-8260	U	10	1	ug/Kg	10/30/2014	DLC
Methylene Chloride	EPA-8260	U	20	1	ug/Kg	10/30/2014	DLC
Acrylonitrile	EPA-8260	U	50	1	ug/Kg	10/30/2014	DLC
Methyl T-Butyl Ether	EPA-8260	U	10	1	ug/Kg	10/30/2014	DLC
Trans-1,2-Dichloroethene	EPA-8260	U	10	1	ug/Kg	10/30/2014	DLC
1,1-Dichloroethane	EPA-8260	U	10	1	ug/Kg	10/30/2014	DLC
2-Butanone	EPA-8260	U	50	1	ug/Kg	10/30/2014	DLC
Cis-1,2-Dichloroethene	EPA-8260	U	10	1	ug/Kg	10/30/2014	DLC
2,2-Dichloropropane	EPA-8260	U	10	1	ug/Kg	10/30/2014	DLC
Bromochloromethane	EPA-8260	U	10	1	ug/Kg	10/30/2014	DLC
Chloroform	EPA-8260	U	10	1	ug/Kg	10/30/2014	DLC
1,1,1-Trichloroethane	EPA-8260	U	10	1	ug/Kg	10/30/2014	DLC
1,1-Dichloropropene	EPA-8260	U	10	1	ug/Kg	10/30/2014	DLC
1,2-Dichloroethane	EPA-8260	U	10	1	ug/Kg	10/30/2014	DLC
Benzene	EPA-8260	U	5.0	1	ug/Kg	10/30/2014	DLC
Trichloroethene	EPA-8260	U	10	1	ug/Kg	10/30/2014	DLC
1,2-Dichloropropane	EPA-8260	U	10	1	ug/Kg	10/30/2014	DLC
Dibromomethane	EPA-8260	U	10	1	ug/Kg	10/30/2014	DLC
Bromodichloromethane	EPA-8260	U	10	1	ug/Kg	10/30/2014	DLC
Trans-1,3-Dichloropropene	EPA-8260	U	10	1	ug/Kg	10/30/2014	DLC
4-Methyl-2-Pentanone	EPA-8260	U	50	1	ug/Kg	10/30/2014	DLC
Toluene	EPA-8260	U	10	1	ug/Kg	10/30/2014	DLC
Cis-1,3-Dichloropropene	EPA-8260	U	10	1	ug/Kg	10/30/2014	DLC
1,1,2-Trichloroethane	EPA-8260	U	10	1	ug/Kg	10/30/2014	DLC
2-Hexanone	EPA-8260	U	50	1	ug/Kg	10/30/2014	DLC
1,3-Dichloropropane	EPA-8260	U	10	1	ug/Kg	10/30/2014	DLC
Tetrachloroethylene	EPA-8260	U	10	1	ug/Kg	10/30/2014	DLC
Dibromochloromethane	EPA-8260	U	10	1	ug/Kg	10/30/2014	DLC
1,2-Dibromoethane	EPA-8260	U	5.0	1	ug/Kg	10/30/2014	DLC



CERTIFICATE OF ANALYSIS

CLIENT:	Environmental Partners, Inc. 1180 NW Maple St, Suite 310 Issaquah, WA 98027	DATE:	11/7/2014
CLIENT CONTACT:	Doug Kunkel	ALS JOB#:	EV14100165
CLIENT PROJECT:	67002	ALS SAMPLE#:	EV14100165-04
CLIENT SAMPLE ID	HA-2:4.5	DATE RECEIVED:	10/24/2014
		COLLECTION DATE:	10/24/2014 11:37:00 AM
		WDOE ACCREDITATION:	C601

SAMPLE DATA RESULTS

ANALYTE	METHOD	RESULTS	REPORTING LIMITS	DILUTION FACTOR	UNITS	ANALYSIS	ANALYSIS
						DATE	BY
Chlorobenzene	EPA-8260	U	10	1	ug/Kg	10/30/2014	DLC
1,1,1,2-Tetrachloroethane	EPA-8260	U	10	1	ug/Kg	10/30/2014	DLC
Ethylbenzene	EPA-8260	U	10	1	ug/Kg	10/30/2014	DLC
m,p-Xylene	EPA-8260	U	20	1	ug/Kg	10/30/2014	DLC
Styrene	EPA-8260	U	10	1	ug/Kg	10/30/2014	DLC
o-Xylene	EPA-8260	U	10	1	ug/Kg	10/30/2014	DLC
Bromoform	EPA-8260	U	10	1	ug/Kg	10/30/2014	DLC
Isopropylbenzene	EPA-8260	U	10	1	ug/Kg	10/30/2014	DLC
1,1,2,2-Tetrachloroethane	EPA-8260	U	10	1	ug/Kg	10/30/2014	DLC
1,2,3-Trichloropropane	EPA-8260	U	10	1	ug/Kg	10/30/2014	DLC
Bromobenzene	EPA-8260	U	10	1	ug/Kg	10/30/2014	DLC
N-Propyl Benzene	EPA-8260	U	10	1	ug/Kg	10/30/2014	DLC
2-Chlorotoluene	EPA-8260	U	10	1	ug/Kg	10/30/2014	DLC
1,3,5-Trimethylbenzene	EPA-8260	U	10	1	ug/Kg	10/30/2014	DLC
4-Chlorotoluene	EPA-8260	U	10	1	ug/Kg	10/30/2014	DLC
T-Butyl Benzene	EPA-8260	U	10	1	ug/Kg	10/30/2014	DLC
1,2,4-Trimethylbenzene	EPA-8260	U	10	1	ug/Kg	10/30/2014	DLC
S-Butyl Benzene	EPA-8260	U	10	1	ug/Kg	10/30/2014	DLC
P-Isopropyltoluene	EPA-8260	U	10	1	ug/Kg	10/30/2014	DLC
1,3 Dichlorobenzene	EPA-8260	U	10	1	ug/Kg	10/30/2014	DLC
1,4-Dichlorobenzene	EPA-8260	U	10	1	ug/Kg	10/30/2014	DLC
N-Butylbenzene	EPA-8260	U	10	1	ug/Kg	10/30/2014	DLC
1,2-Dichlorobenzene	EPA-8260	U	10	1	ug/Kg	10/30/2014	DLC
1,2-Dibromo 3-Chloropropane	EPA-8260	U	50	1	ug/Kg	10/30/2014	DLC
1,2,4-Trichlorobenzene	EPA-8260	U	10	1	ug/Kg	10/30/2014	DLC
Hexachlorobutadiene	EPA-8260	U	10	1	ug/Kg	10/30/2014	DLC
Naphthalene	EPA-8260	U	10	1	ug/Kg	10/30/2014	DLC
1,2,3-Trichlorobenzene	EPA-8260	U	10	1	ug/Kg	10/30/2014	DLC

SURROGATE	METHOD	%REC	ANALYSIS	ANALYSIS
			DATE	BY
1,2-Dichloroethane-d4	EPA-8260	103	10/30/2014	DLC
Toluene-d8	EPA-8260	99.9	10/30/2014	DLC
4-Bromofluorobenzene	EPA-8260	104	10/30/2014	DLC

U - Analyte analyzed for but not detected at level above reporting limit.



CERTIFICATE OF ANALYSIS

CLIENT:	Environmental Partners, Inc. 1180 NW Maple St, Suite 310 Issaquah, WA 98027	DATE:	11/7/2014
CLIENT CONTACT:	Doug Kunkel	ALS JOB#:	EV14100165
CLIENT PROJECT:	67002	ALS SAMPLE#:	EV14100165-05
CLIENT SAMPLE ID	HA-3:0.5	DATE RECEIVED:	10/24/2014
		COLLECTION DATE:	10/24/2014 10:28:00 AM
		WDOE ACCREDITATION:	C601

SAMPLE DATA RESULTS

ANALYTE	METHOD	RESULTS	REPORTING LIMITS	DILUTION FACTOR	UNITS	ANALYSIS	ANALYSIS
						DATE	BY
Dichlorodifluoromethane	EPA-8260	U	73	1	ug/Kg	10/30/2014	DLC
Chloromethane	EPA-8260	U	44	1	ug/Kg	10/30/2014	DLC
Vinyl Chloride	EPA-8260	U	10	1	ug/Kg	10/30/2014	DLC
Bromomethane	EPA-8260	U	37	1	ug/Kg	10/30/2014	DLC
Chloroethane	EPA-8260	U	44	1	ug/Kg	10/30/2014	DLC
Carbon Tetrachloride	EPA-8260	U	47	1	ug/Kg	10/30/2014	DLC
Trichlorofluoromethane	EPA-8260	U	39	1	ug/Kg	10/30/2014	DLC
Carbon Disulfide	EPA-8260	U	45	1	ug/Kg	10/30/2014	DLC
Acetone	EPA-8260	U	86	1	ug/Kg	10/30/2014	DLC
1,1-Dichloroethene	EPA-8260	U	10	1	ug/Kg	10/30/2014	DLC
Methylene Chloride	EPA-8260	U	92	1	ug/Kg	10/30/2014	DLC
Acrylonitrile	EPA-8260	U	50	1	ug/Kg	10/30/2014	DLC
Methyl T-Butyl Ether	EPA-8260	U	46	1	ug/Kg	10/30/2014	DLC
Trans-1,2-Dichloroethene	EPA-8260	U	44	1	ug/Kg	10/30/2014	DLC
1,1-Dichloroethane	EPA-8260	U	45	1	ug/Kg	10/30/2014	DLC
2-Butanone	EPA-8260	U	65	1	ug/Kg	10/30/2014	DLC
Cis-1,2-Dichloroethene	EPA-8260	420	48	1	ug/Kg	10/30/2014	DLC
2,2-Dichloropropane	EPA-8260	U	46	1	ug/Kg	10/30/2014	DLC
Bromochloromethane	EPA-8260	U	79	1	ug/Kg	10/30/2014	DLC
Chloroform	EPA-8260	U	46	1	ug/Kg	10/30/2014	DLC
1,1,1-Trichloroethane	EPA-8260	U	41	1	ug/Kg	10/30/2014	DLC
1,1-Dichloropropene	EPA-8260	U	41	1	ug/Kg	10/30/2014	DLC
1,2-Dichloroethane	EPA-8260	U	10	1	ug/Kg	10/30/2014	DLC
Benzene	EPA-8260	U	5.0	1	ug/Kg	10/30/2014	DLC
Trichloroethene	EPA-8260	200	10	1	ug/Kg	10/30/2014	DLC
1,2-Dichloropropane	EPA-8260	U	41	1	ug/Kg	10/30/2014	DLC
Dibromomethane	EPA-8260	U	52	1	ug/Kg	10/30/2014	DLC
Bromodichloromethane	EPA-8260	U	46	1	ug/Kg	10/30/2014	DLC
Trans-1,3-Dichloropropene	EPA-8260	U	49	1	ug/Kg	10/30/2014	DLC
4-Methyl-2-Pentanone	EPA-8260	U	50	1	ug/Kg	10/30/2014	DLC
Toluene	EPA-8260	U	47	1	ug/Kg	10/30/2014	DLC
Cis-1,3-Dichloropropene	EPA-8260	U	48	1	ug/Kg	10/30/2014	DLC
1,1,2-Trichloroethane	EPA-8260	U	49	1	ug/Kg	10/30/2014	DLC
2-Hexanone	EPA-8260	U	50	1	ug/Kg	10/30/2014	DLC
1,3-Dichloropropane	EPA-8260	U	48	1	ug/Kg	10/30/2014	DLC
Tetrachloroethylene	EPA-8260	1600	10	1	ug/Kg	10/30/2014	DLC
Dibromochloromethane	EPA-8260	U	71	1	ug/Kg	10/30/2014	DLC
1,2-Dibromoethane	EPA-8260	U	5.0	1	ug/Kg	10/30/2014	DLC



CERTIFICATE OF ANALYSIS

CLIENT:	Environmental Partners, Inc. 1180 NW Maple St, Suite 310 Issaquah, WA 98027	DATE:	11/7/2014
CLIENT CONTACT:	Doug Kunkel	ALS JOB#:	EV14100165
CLIENT PROJECT:	67002	ALS SAMPLE#:	EV14100165-05
CLIENT SAMPLE ID	HA-3:0.5	DATE RECEIVED:	10/24/2014
		COLLECTION DATE:	10/24/2014 10:28:00 AM
		WDOE ACCREDITATION:	C601

SAMPLE DATA RESULTS

ANALYTE	METHOD	RESULTS	REPORTING LIMITS	DILUTION FACTOR	UNITS	ANALYSIS	ANALYSIS
						DATE	BY
Chlorobenzene	EPA-8260	U	49	1	ug/Kg	10/30/2014	DLC
1,1,1,2-Tetrachloroethane	EPA-8260	U	38	1	ug/Kg	10/30/2014	DLC
Ethylbenzene	EPA-8260	U	48	1	ug/Kg	10/30/2014	DLC
m,p-Xylene	EPA-8260	U	87	1	ug/Kg	10/30/2014	DLC
Styrene	EPA-8260	U	37	1	ug/Kg	10/30/2014	DLC
o-Xylene	EPA-8260	U	42	1	ug/Kg	10/30/2014	DLC
Bromoform	EPA-8260	U	53	1	ug/Kg	10/30/2014	DLC
Isopropylbenzene	EPA-8260	U	40	1	ug/Kg	10/30/2014	DLC
1,1,2,2-Tetrachloroethane	EPA-8260	U	51	1	ug/Kg	10/30/2014	DLC
1,2,3-Trichloropropane	EPA-8260	U	53	1	ug/Kg	10/30/2014	DLC
Bromobenzene	EPA-8260	U	51	1	ug/Kg	10/30/2014	DLC
N-Propyl Benzene	EPA-8260	U	49	1	ug/Kg	10/30/2014	DLC
2-Chlorotoluene	EPA-8260	U	51	1	ug/Kg	10/30/2014	DLC
1,3,5-Trimethylbenzene	EPA-8260	U	37	1	ug/Kg	10/30/2014	DLC
4-Chlorotoluene	EPA-8260	U	73	1	ug/Kg	10/30/2014	DLC
T-Butyl Benzene	EPA-8260	U	47	1	ug/Kg	10/30/2014	DLC
1,2,4-Trimethylbenzene	EPA-8260	U	40	1	ug/Kg	10/30/2014	DLC
S-Butyl Benzene	EPA-8260	U	43	1	ug/Kg	10/30/2014	DLC
P-Isopropyltoluene	EPA-8260	U	35	1	ug/Kg	10/30/2014	DLC
1,3 Dichlorobenzene	EPA-8260	U	52	1	ug/Kg	10/30/2014	DLC
1,4-Dichlorobenzene	EPA-8260	U	48	1	ug/Kg	10/30/2014	DLC
N-Butylbenzene	EPA-8260	U	38	1	ug/Kg	10/30/2014	DLC
1,2-Dichlorobenzene	EPA-8260	U	52	1	ug/Kg	10/30/2014	DLC
1,2-Dibromo 3-Chloropropane	EPA-8260	U	61	1	ug/Kg	10/30/2014	DLC
1,2,4-Trichlorobenzene	EPA-8260	U	45	1	ug/Kg	10/30/2014	DLC
Hexachlorobutadiene	EPA-8260	U	53	1	ug/Kg	10/30/2014	DLC
Naphthalene	EPA-8260	U	51	1	ug/Kg	10/30/2014	DLC
1,2,3-Trichlorobenzene	EPA-8260	U	48	1	ug/Kg	10/30/2014	DLC

SURROGATE	METHOD	%REC	ANALYSIS	ANALYSIS
			DATE	BY
1,2-Dichloroethane-d4	EPA-8260	95.4	10/30/2014	DLC
Toluene-d8	EPA-8260	99.7	10/30/2014	DLC
4-Bromofluorobenzene	EPA-8260	100	10/30/2014	DLC

U - Analyte analyzed for but not detected at level above reporting limit.



CERTIFICATE OF ANALYSIS

CLIENT:	Environmental Partners, Inc. 1180 NW Maple St, Suite 310 Issaquah, WA 98027	DATE:	11/7/2014
CLIENT CONTACT:	Doug Kunkel	ALS JOB#:	EV14100165
CLIENT PROJECT:	67002	ALS SAMPLE#:	EV14100165-06
CLIENT SAMPLE ID	HA-3:4	DATE RECEIVED:	10/24/2014
		COLLECTION DATE:	10/24/2014 10:48:00 AM
		WDOE ACCREDITATION:	C601

SAMPLE DATA RESULTS

ANALYTE	METHOD	RESULTS	REPORTING LIMITS	DILUTION FACTOR	UNITS	ANALYSIS	ANALYSIS
						DATE	BY
Dichlorodifluoromethane	EPA-8260	U	86	1	ug/Kg	10/30/2014	DLC
Chloromethane	EPA-8260	U	52	1	ug/Kg	10/30/2014	DLC
Vinyl Chloride	EPA-8260	320	10	1	ug/Kg	10/30/2014	DLC
Bromomethane	EPA-8260	U	44	1	ug/Kg	10/30/2014	DLC
Chloroethane	EPA-8260	U	52	1	ug/Kg	10/30/2014	DLC
Carbon Tetrachloride	EPA-8260	U	55	1	ug/Kg	10/30/2014	DLC
Trichlorofluoromethane	EPA-8260	U	46	1	ug/Kg	10/30/2014	DLC
Carbon Disulfide	EPA-8260	U	53	1	ug/Kg	10/30/2014	DLC
Acetone	EPA-8260	U	100	1	ug/Kg	10/30/2014	DLC
1,1-Dichloroethene	EPA-8260	41	10	1	ug/Kg	10/30/2014	DLC
Methylene Chloride	EPA-8260	U	110	1	ug/Kg	10/30/2014	DLC
Acrylonitrile	EPA-8260	U	56	1	ug/Kg	10/30/2014	DLC
Methyl T-Butyl Ether	EPA-8260	U	54	1	ug/Kg	10/30/2014	DLC
Trans-1,2-Dichloroethene	EPA-8260	330	52	1	ug/Kg	10/30/2014	DLC
1,1-Dichloroethane	EPA-8260	U	52	1	ug/Kg	10/30/2014	DLC
2-Butanone	EPA-8260	U	77	1	ug/Kg	10/30/2014	DLC
Cis-1,2-Dichloroethene	EPA-8260	15000	570	10	ug/Kg	10/30/2014	DLC
2,2-Dichloropropane	EPA-8260	U	54	1	ug/Kg	10/30/2014	DLC
Bromochloromethane	EPA-8260	U	93	1	ug/Kg	10/30/2014	DLC
Chloroform	EPA-8260	U	54	1	ug/Kg	10/30/2014	DLC
1,1,1-Trichloroethane	EPA-8260	U	48	1	ug/Kg	10/30/2014	DLC
1,1-Dichloropropene	EPA-8260	U	48	1	ug/Kg	10/30/2014	DLC
1,2-Dichloroethane	EPA-8260	U	10	1	ug/Kg	10/30/2014	DLC
Benzene	EPA-8260	7.7	5.0	1	ug/Kg	10/30/2014	DLC
Trichloroethene	EPA-8260	28	10	1	ug/Kg	10/30/2014	DLC
1,2-Dichloropropane	EPA-8260	U	49	1	ug/Kg	10/30/2014	DLC
Dibromomethane	EPA-8260	U	61	1	ug/Kg	10/30/2014	DLC
Bromodichloromethane	EPA-8260	U	54	1	ug/Kg	10/30/2014	DLC
Trans-1,3-Dichloropropene	EPA-8260	U	58	1	ug/Kg	10/30/2014	DLC
4-Methyl-2-Pentanone	EPA-8260	U	53	1	ug/Kg	10/30/2014	DLC
Toluene	EPA-8260	U	55	1	ug/Kg	10/30/2014	DLC
Cis-1,3-Dichloropropene	EPA-8260	U	56	1	ug/Kg	10/30/2014	DLC
1,1,2-Trichloroethane	EPA-8260	U	58	1	ug/Kg	10/30/2014	DLC
2-Hexanone	EPA-8260	U	50	1	ug/Kg	10/30/2014	DLC
1,3-Dichloropropane	EPA-8260	U	56	1	ug/Kg	10/30/2014	DLC
Tetrachloroethylene	EPA-8260	68	10	1	ug/Kg	10/30/2014	DLC
Dibromochloromethane	EPA-8260	U	83	1	ug/Kg	10/30/2014	DLC
1,2-Dibromoethane	EPA-8260	U	5.0	1	ug/Kg	10/30/2014	DLC



CERTIFICATE OF ANALYSIS

CLIENT:	Environmental Partners, Inc. 1180 NW Maple St, Suite 310 Issaquah, WA 98027	DATE:	11/7/2014
CLIENT CONTACT:	Doug Kunkel	ALS JOB#:	EV14100165
CLIENT PROJECT:	67002	ALS SAMPLE#:	EV14100165-06
CLIENT SAMPLE ID	HA-3:4	DATE RECEIVED:	10/24/2014
		COLLECTION DATE:	10/24/2014 10:48:00 AM
		WDOE ACCREDITATION:	C601

SAMPLE DATA RESULTS

ANALYTE	METHOD	RESULTS	REPORTING LIMITS	DILUTION FACTOR	UNITS	ANALYSIS	ANALYSIS
						DATE	BY
Chlorobenzene	EPA-8260	U	58	1	ug/Kg	10/30/2014	DLC
1,1,1,2-Tetrachloroethane	EPA-8260	U	45	1	ug/Kg	10/30/2014	DLC
Ethylbenzene	EPA-8260	U	57	1	ug/Kg	10/30/2014	DLC
m,p-Xylene	EPA-8260	U	100	1	ug/Kg	10/30/2014	DLC
Styrene	EPA-8260	U	44	1	ug/Kg	10/30/2014	DLC
o-Xylene	EPA-8260	U	49	1	ug/Kg	10/30/2014	DLC
Bromoform	EPA-8260	U	62	1	ug/Kg	10/30/2014	DLC
Isopropylbenzene	EPA-8260	U	47	1	ug/Kg	10/30/2014	DLC
1,1,2,2-Tetrachloroethane	EPA-8260	U	60	1	ug/Kg	10/30/2014	DLC
1,2,3-Trichloropropane	EPA-8260	U	63	1	ug/Kg	10/30/2014	DLC
Bromobenzene	EPA-8260	U	60	1	ug/Kg	10/30/2014	DLC
N-Propyl Benzene	EPA-8260	U	58	1	ug/Kg	10/30/2014	DLC
2-Chlorotoluene	EPA-8260	U	60	1	ug/Kg	10/30/2014	DLC
1,3,5-Trimethylbenzene	EPA-8260	U	43	1	ug/Kg	10/30/2014	DLC
4-Chlorotoluene	EPA-8260	U	86	1	ug/Kg	10/30/2014	DLC
T-Butyl Benzene	EPA-8260	U	56	1	ug/Kg	10/30/2014	DLC
1,2,4-Trimethylbenzene	EPA-8260	U	47	1	ug/Kg	10/30/2014	DLC
S-Butyl Benzene	EPA-8260	U	51	1	ug/Kg	10/30/2014	DLC
P-Isopropyltoluene	EPA-8260	U	42	1	ug/Kg	10/30/2014	DLC
1,3 Dichlorobenzene	EPA-8260	U	61	1	ug/Kg	10/30/2014	DLC
1,4-Dichlorobenzene	EPA-8260	U	57	1	ug/Kg	10/30/2014	DLC
N-Butylbenzene	EPA-8260	U	45	1	ug/Kg	10/30/2014	DLC
1,2-Dichlorobenzene	EPA-8260	U	61	1	ug/Kg	10/30/2014	DLC
1,2-Dibromo 3-Chloropropane	EPA-8260	U	71	1	ug/Kg	10/30/2014	DLC
1,2,4-Trichlorobenzene	EPA-8260	U	53	1	ug/Kg	10/30/2014	DLC
Hexachlorobutadiene	EPA-8260	U	63	1	ug/Kg	10/30/2014	DLC
Naphthalene	EPA-8260	U	60	1	ug/Kg	10/30/2014	DLC
1,2,3-Trichlorobenzene	EPA-8260	U	57	1	ug/Kg	10/30/2014	DLC

SURROGATE	METHOD	%REC	ANALYSIS	ANALYSIS
			DATE	BY
1,2-Dichloroethane-d4 10X Dilution	EPA-8260	96.1	10/30/2014	DLC
1,2-Dichloroethane-d4	EPA-8260	93.6	10/30/2014	DLC
Toluene-d8 10X Dilution	EPA-8260	101	10/30/2014	DLC
Toluene-d8	EPA-8260	98.9	10/30/2014	DLC
4-Bromofluorobenzene 10X Dilution	EPA-8260	104	10/30/2014	DLC
4-Bromofluorobenzene	EPA-8260	100	10/30/2014	DLC

U - Analyte analyzed for but not detected at level above reporting limit.



CERTIFICATE OF ANALYSIS

CLIENT:	Environmental Partners, Inc. 1180 NW Maple St, Suite 310 Issaquah, WA 98027	DATE:	11/7/2014
CLIENT CONTACT:	Doug Kunkel	ALS JOB#:	EV14100165
CLIENT PROJECT:	67002	ALS SAMPLE#:	EV14100165-07
CLIENT SAMPLE ID	MW-1-102414	DATE RECEIVED:	10/24/2014
		COLLECTION DATE:	10/24/2014 2:02:00 PM
		WDOE ACCREDITATION:	C601

SAMPLE DATA RESULTS

ANALYTE	METHOD	RESULTS	REPORTING LIMITS	DILUTION FACTOR	UNITS	ANALYSIS	ANALYSIS
						DATE	BY
Dichlorodifluoromethane	EPA-8260	U	2.0	1	ug/L	11/06/2014	DLC
Chloromethane	EPA-8260	U	2.0	1	ug/L	11/06/2014	DLC
Vinyl Chloride	EPA-8260	0.33	0.20	1	ug/L	11/06/2014	DLC
Bromomethane	EPA-8260	U	2.0	1	ug/L	11/06/2014	DLC
Chloroethane	EPA-8260	U	2.0	1	ug/L	11/06/2014	DLC
Carbon Tetrachloride	EPA-8260	U	2.0	1	ug/L	11/06/2014	DLC
Trichlorofluoromethane	EPA-8260	U	2.0	1	ug/L	11/06/2014	DLC
Carbon Disulfide	EPA-8260	U	2.0	1	ug/L	11/06/2014	DLC
Acetone	EPA-8260	U	25	1	ug/L	11/06/2014	DLC
1,1-Dichloroethene	EPA-8260	U	2.0	1	ug/L	11/06/2014	DLC
Methylene Chloride	EPA-8260	U	5.0	1	ug/L	11/06/2014	DLC
Acrylonitrile	EPA-8260	U	10	1	ug/L	11/06/2014	DLC
Methyl T-Butyl Ether	EPA-8260	U	2.0	1	ug/L	11/06/2014	DLC
Trans-1,2-Dichloroethene	EPA-8260	U	2.0	1	ug/L	11/06/2014	DLC
1,1-Dichloroethane	EPA-8260	U	2.0	1	ug/L	11/06/2014	DLC
2-Butanone	EPA-8260	U	10	1	ug/L	11/06/2014	DLC
Cis-1,2-Dichloroethene	EPA-8260	8.7	2.0	1	ug/L	11/06/2014	DLC
2,2-Dichloropropane	EPA-8260	U	2.0	1	ug/L	11/06/2014	DLC
Bromochloromethane	EPA-8260	U	2.0	1	ug/L	11/06/2014	DLC
Chloroform	EPA-8260	U	2.0	1	ug/L	11/06/2014	DLC
1,1,1-Trichloroethane	EPA-8260	U	2.0	1	ug/L	11/06/2014	DLC
1,1-Dichloropropene	EPA-8260	U	2.0	1	ug/L	11/06/2014	DLC
1,2-Dichloroethane	EPA-8260	U	2.0	1	ug/L	11/06/2014	DLC
Benzene	EPA-8260	U	2.0	1	ug/L	11/06/2014	DLC
Trichloroethene	EPA-8260	U	2.0	1	ug/L	11/06/2014	DLC
1,2-Dichloropropane	EPA-8260	U	2.0	1	ug/L	11/06/2014	DLC
Dibromomethane	EPA-8260	U	2.0	1	ug/L	11/06/2014	DLC
Bromodichloromethane	EPA-8260	U	2.0	1	ug/L	11/06/2014	DLC
Trans-1,3-Dichloropropene	EPA-8260	U	2.0	1	ug/L	11/06/2014	DLC
4-Methyl-2-Pentanone	EPA-8260	U	10	1	ug/L	11/06/2014	DLC
Toluene	EPA-8260	U	2.0	1	ug/L	11/06/2014	DLC
Cis-1,3-Dichloropropene	EPA-8260	U	2.0	1	ug/L	11/06/2014	DLC
1,1,2-Trichloroethane	EPA-8260	U	2.0	1	ug/L	11/06/2014	DLC
2-Hexanone	EPA-8260	U	10	1	ug/L	11/06/2014	DLC
1,3-Dichloropropane	EPA-8260	U	2.0	1	ug/L	11/06/2014	DLC
Tetrachloroethylene	EPA-8260	U	2.0	1	ug/L	11/06/2014	DLC
Dibromochloromethane	EPA-8260	U	2.0	1	ug/L	11/06/2014	DLC
1,2-Dibromoethane	EPA-8260	U	0.01	1	ug/L	11/06/2014	DLC



CERTIFICATE OF ANALYSIS

CLIENT:	Environmental Partners, Inc. 1180 NW Maple St, Suite 310 Issaquah, WA 98027	DATE:	11/7/2014
CLIENT CONTACT:	Doug Kunkel	ALS JOB#:	EV14100165
CLIENT PROJECT:	67002	ALS SAMPLE#:	EV14100165-07
CLIENT SAMPLE ID	MW-1-102414	DATE RECEIVED:	10/24/2014
		COLLECTION DATE:	10/24/2014 2:02:00 PM
		WDOE ACCREDITATION:	C601

SAMPLE DATA RESULTS

ANALYTE	METHOD	RESULTS	REPORTING LIMITS	DILUTION FACTOR	UNITS	ANALYSIS	ANALYSIS
						DATE	BY
Chlorobenzene	EPA-8260	U	2.0	1	ug/L	11/06/2014	DLC
1,1,1,2-Tetrachloroethane	EPA-8260	U	2.0	1	ug/L	11/06/2014	DLC
Ethylbenzene	EPA-8260	U	2.0	1	ug/L	11/06/2014	DLC
m,p-Xylene	EPA-8260	U	4.0	1	ug/L	11/06/2014	DLC
Styrene	EPA-8260	U	2.0	1	ug/L	11/06/2014	DLC
o-Xylene	EPA-8260	U	2.0	1	ug/L	11/06/2014	DLC
Bromoform	EPA-8260	U	2.0	1	ug/L	11/06/2014	DLC
Isopropylbenzene	EPA-8260	U	2.0	1	ug/L	11/06/2014	DLC
1,1,2,2-Tetrachloroethane	EPA-8260	U	2.0	1	ug/L	11/06/2014	DLC
1,2,3-Trichloropropane	EPA-8260	U	2.0	1	ug/L	11/06/2014	DLC
Bromobenzene	EPA-8260	U	2.0	1	ug/L	11/06/2014	DLC
N-Propyl Benzene	EPA-8260	U	2.0	1	ug/L	11/06/2014	DLC
2-Chlorotoluene	EPA-8260	U	2.0	1	ug/L	11/06/2014	DLC
1,3,5-Trimethylbenzene	EPA-8260	U	2.0	1	ug/L	11/06/2014	DLC
4-Chlorotoluene	EPA-8260	U	2.0	1	ug/L	11/06/2014	DLC
T-Butyl Benzene	EPA-8260	U	2.0	1	ug/L	11/06/2014	DLC
1,2,4-Trimethylbenzene	EPA-8260	U	2.0	1	ug/L	11/06/2014	DLC
S-Butyl Benzene	EPA-8260	U	2.0	1	ug/L	11/06/2014	DLC
P-Isopropyltoluene	EPA-8260	U	2.0	1	ug/L	11/06/2014	DLC
1,3 Dichlorobenzene	EPA-8260	U	2.0	1	ug/L	11/06/2014	DLC
1,4-Dichlorobenzene	EPA-8260	U	2.0	1	ug/L	11/06/2014	DLC
N-Butylbenzene	EPA-8260	U	2.0	1	ug/L	11/06/2014	DLC
1,2-Dichlorobenzene	EPA-8260	U	2.0	1	ug/L	11/06/2014	DLC
1,2-Dibromo 3-Chloropropane	EPA-8260	U	10	1	ug/L	11/06/2014	DLC
1,2,4-Trichlorobenzene	EPA-8260	U	2.0	1	ug/L	11/06/2014	DLC
Hexachlorobutadiene	EPA-8260	U	2.0	1	ug/L	11/06/2014	DLC
Naphthalene	EPA-8260	U	2.0	1	ug/L	11/06/2014	DLC
1,2,3-Trichlorobenzene	EPA-8260	U	2.0	1	ug/L	11/06/2014	DLC

SURROGATE	METHOD	%REC	ANALYSIS	ANALYSIS
			DATE	BY
1,2-Dichloroethane-d4	EPA-8260	103	11/06/2014	DLC
Toluene-d8	EPA-8260	98.2	11/06/2014	DLC
4-Bromofluorobenzene	EPA-8260	101	11/06/2014	DLC

U - Analyte analyzed for but not detected at level above reporting limit.



CERTIFICATE OF ANALYSIS

CLIENT:	Environmental Partners, Inc. 1180 NW Maple St, Suite 310 Issaquah, WA 98027	DATE:	11/7/2014
CLIENT CONTACT:	Doug Kunkel	ALS JOB#:	EV14100165
CLIENT PROJECT:	67002	ALS SAMPLE#:	EV14100165-08
CLIENT SAMPLE ID	MW-2-102414	DATE RECEIVED:	10/24/2014
		COLLECTION DATE:	10/24/2014 3:05:00 PM
		WDOE ACCREDITATION:	C601

SAMPLE DATA RESULTS

ANALYTE	METHOD	RESULTS	REPORTING LIMITS	DILUTION FACTOR	UNITS	ANALYSIS	ANALYSIS
						DATE	BY
Dichlorodifluoromethane	EPA-8260	U	2.0	1	ug/L	11/06/2014	DLC
Chloromethane	EPA-8260	U	2.0	1	ug/L	11/06/2014	DLC
Vinyl Chloride	EPA-8260	U	0.20	1	ug/L	11/06/2014	DLC
Bromomethane	EPA-8260	U	2.0	1	ug/L	11/06/2014	DLC
Chloroethane	EPA-8260	U	2.0	1	ug/L	11/06/2014	DLC
Carbon Tetrachloride	EPA-8260	U	2.0	1	ug/L	11/06/2014	DLC
Trichlorofluoromethane	EPA-8260	U	2.0	1	ug/L	11/06/2014	DLC
Carbon Disulfide	EPA-8260	U	2.0	1	ug/L	11/06/2014	DLC
Acetone	EPA-8260	U	25	1	ug/L	11/06/2014	DLC
1,1-Dichloroethene	EPA-8260	U	2.0	1	ug/L	11/06/2014	DLC
Methylene Chloride	EPA-8260	U	5.0	1	ug/L	11/06/2014	DLC
Acrylonitrile	EPA-8260	U	10	1	ug/L	11/06/2014	DLC
Methyl T-Butyl Ether	EPA-8260	U	2.0	1	ug/L	11/06/2014	DLC
Trans-1,2-Dichloroethene	EPA-8260	U	2.0	1	ug/L	11/06/2014	DLC
1,1-Dichloroethane	EPA-8260	U	2.0	1	ug/L	11/06/2014	DLC
2-Butanone	EPA-8260	U	10	1	ug/L	11/06/2014	DLC
Cis-1,2-Dichloroethene	EPA-8260	U	2.0	1	ug/L	11/06/2014	DLC
2,2-Dichloropropane	EPA-8260	U	2.0	1	ug/L	11/06/2014	DLC
Bromochloromethane	EPA-8260	U	2.0	1	ug/L	11/06/2014	DLC
Chloroform	EPA-8260	U	2.0	1	ug/L	11/06/2014	DLC
1,1,1-Trichloroethane	EPA-8260	U	2.0	1	ug/L	11/06/2014	DLC
1,1-Dichloropropene	EPA-8260	U	2.0	1	ug/L	11/06/2014	DLC
1,2-Dichloroethane	EPA-8260	U	2.0	1	ug/L	11/06/2014	DLC
Benzene	EPA-8260	U	2.0	1	ug/L	11/06/2014	DLC
Trichloroethene	EPA-8260	U	2.0	1	ug/L	11/06/2014	DLC
1,2-Dichloropropane	EPA-8260	U	2.0	1	ug/L	11/06/2014	DLC
Dibromomethane	EPA-8260	U	2.0	1	ug/L	11/06/2014	DLC
Bromodichloromethane	EPA-8260	U	2.0	1	ug/L	11/06/2014	DLC
Trans-1,3-Dichloropropene	EPA-8260	U	2.0	1	ug/L	11/06/2014	DLC
4-Methyl-2-Pentanone	EPA-8260	U	10	1	ug/L	11/06/2014	DLC
Toluene	EPA-8260	U	2.0	1	ug/L	11/06/2014	DLC
Cis-1,3-Dichloropropene	EPA-8260	U	2.0	1	ug/L	11/06/2014	DLC
1,1,2-Trichloroethane	EPA-8260	U	2.0	1	ug/L	11/06/2014	DLC
2-Hexanone	EPA-8260	U	10	1	ug/L	11/06/2014	DLC
1,3-Dichloropropane	EPA-8260	U	2.0	1	ug/L	11/06/2014	DLC
Tetrachloroethylene	EPA-8260	U	2.0	1	ug/L	11/06/2014	DLC
Dibromochloromethane	EPA-8260	U	2.0	1	ug/L	11/06/2014	DLC
1,2-Dibromoethane	EPA-8260	U	0.01	1	ug/L	11/06/2014	DLC



CERTIFICATE OF ANALYSIS

CLIENT:	Environmental Partners, Inc. 1180 NW Maple St, Suite 310 Issaquah, WA 98027	DATE:	11/7/2014
CLIENT CONTACT:	Doug Kunkel	ALS JOB#:	EV14100165
CLIENT PROJECT:	67002	ALS SAMPLE#:	EV14100165-08
CLIENT SAMPLE ID	MW-2-102414	DATE RECEIVED:	10/24/2014
		COLLECTION DATE:	10/24/2014 3:05:00 PM
		WDOE ACCREDITATION:	C601

SAMPLE DATA RESULTS

ANALYTE	METHOD	RESULTS	REPORTING LIMITS	DILUTION FACTOR	UNITS	ANALYSIS	ANALYSIS
						DATE	BY
Chlorobenzene	EPA-8260	U	2.0	1	ug/L	11/06/2014	DLC
1,1,1,2-Tetrachloroethane	EPA-8260	U	2.0	1	ug/L	11/06/2014	DLC
Ethylbenzene	EPA-8260	U	2.0	1	ug/L	11/06/2014	DLC
m,p-Xylene	EPA-8260	U	4.0	1	ug/L	11/06/2014	DLC
Styrene	EPA-8260	U	2.0	1	ug/L	11/06/2014	DLC
o-Xylene	EPA-8260	U	2.0	1	ug/L	11/06/2014	DLC
Bromoform	EPA-8260	U	2.0	1	ug/L	11/06/2014	DLC
Isopropylbenzene	EPA-8260	U	2.0	1	ug/L	11/06/2014	DLC
1,1,2,2-Tetrachloroethane	EPA-8260	U	2.0	1	ug/L	11/06/2014	DLC
1,2,3-Trichloropropane	EPA-8260	U	2.0	1	ug/L	11/06/2014	DLC
Bromobenzene	EPA-8260	U	2.0	1	ug/L	11/06/2014	DLC
N-Propyl Benzene	EPA-8260	U	2.0	1	ug/L	11/06/2014	DLC
2-Chlorotoluene	EPA-8260	U	2.0	1	ug/L	11/06/2014	DLC
1,3,5-Trimethylbenzene	EPA-8260	U	2.0	1	ug/L	11/06/2014	DLC
4-Chlorotoluene	EPA-8260	U	2.0	1	ug/L	11/06/2014	DLC
T-Butyl Benzene	EPA-8260	U	2.0	1	ug/L	11/06/2014	DLC
1,2,4-Trimethylbenzene	EPA-8260	U	2.0	1	ug/L	11/06/2014	DLC
S-Butyl Benzene	EPA-8260	U	2.0	1	ug/L	11/06/2014	DLC
P-Isopropyltoluene	EPA-8260	U	2.0	1	ug/L	11/06/2014	DLC
1,3 Dichlorobenzene	EPA-8260	U	2.0	1	ug/L	11/06/2014	DLC
1,4-Dichlorobenzene	EPA-8260	U	2.0	1	ug/L	11/06/2014	DLC
N-Butylbenzene	EPA-8260	U	2.0	1	ug/L	11/06/2014	DLC
1,2-Dichlorobenzene	EPA-8260	U	2.0	1	ug/L	11/06/2014	DLC
1,2-Dibromo 3-Chloropropane	EPA-8260	U	10	1	ug/L	11/06/2014	DLC
1,2,4-Trichlorobenzene	EPA-8260	U	2.0	1	ug/L	11/06/2014	DLC
Hexachlorobutadiene	EPA-8260	U	2.0	1	ug/L	11/06/2014	DLC
Naphthalene	EPA-8260	U	2.0	1	ug/L	11/06/2014	DLC
1,2,3-Trichlorobenzene	EPA-8260	U	2.0	1	ug/L	11/06/2014	DLC

SURROGATE	METHOD	%REC	ANALYSIS	ANALYSIS
			DATE	BY
1,2-Dichloroethane-d4	EPA-8260	104	11/06/2014	DLC
Toluene-d8	EPA-8260	98.3	11/06/2014	DLC
4-Bromofluorobenzene	EPA-8260	101	11/06/2014	DLC

U - Analyte analyzed for but not detected at level above reporting limit.



CERTIFICATE OF ANALYSIS

CLIENT:	Environmental Partners, Inc. 1180 NW Maple St, Suite 310 Issaquah, WA 98027	DATE:	11/7/2014
CLIENT CONTACT:	Doug Kunkel	ALS JOB#:	EV14100165
CLIENT PROJECT:	67002	ALS SAMPLE#:	EV14100165-09
CLIENT SAMPLE ID	MW-3-102414	DATE RECEIVED:	10/24/2014
		COLLECTION DATE:	10/24/2014 3:51:00 PM
		WDOE ACCREDITATION:	C601

SAMPLE DATA RESULTS

ANALYTE	METHOD	RESULTS	REPORTING LIMITS	DILUTION FACTOR	UNITS	ANALYSIS	ANALYSIS
						DATE	BY
Dichlorodifluoromethane	EPA-8260	U	2.0	1	ug/L	11/06/2014	DLC
Chloromethane	EPA-8260	U	2.0	1	ug/L	11/06/2014	DLC
Vinyl Chloride	EPA-8260	U	0.20	1	ug/L	11/06/2014	DLC
Bromomethane	EPA-8260	U	2.0	1	ug/L	11/06/2014	DLC
Chloroethane	EPA-8260	U	2.0	1	ug/L	11/06/2014	DLC
Carbon Tetrachloride	EPA-8260	U	2.0	1	ug/L	11/06/2014	DLC
Trichlorofluoromethane	EPA-8260	U	2.0	1	ug/L	11/06/2014	DLC
Carbon Disulfide	EPA-8260	U	2.0	1	ug/L	11/06/2014	DLC
Acetone	EPA-8260	U	25	1	ug/L	11/06/2014	DLC
1,1-Dichloroethene	EPA-8260	U	2.0	1	ug/L	11/06/2014	DLC
Methylene Chloride	EPA-8260	U	5.0	1	ug/L	11/06/2014	DLC
Acrylonitrile	EPA-8260	U	10	1	ug/L	11/06/2014	DLC
Methyl T-Butyl Ether	EPA-8260	U	2.0	1	ug/L	11/06/2014	DLC
Trans-1,2-Dichloroethene	EPA-8260	U	2.0	1	ug/L	11/06/2014	DLC
1,1-Dichloroethane	EPA-8260	U	2.0	1	ug/L	11/06/2014	DLC
2-Butanone	EPA-8260	U	10	1	ug/L	11/06/2014	DLC
Cis-1,2-Dichloroethene	EPA-8260	U	2.0	1	ug/L	11/06/2014	DLC
2,2-Dichloropropane	EPA-8260	U	2.0	1	ug/L	11/06/2014	DLC
Bromochloromethane	EPA-8260	U	2.0	1	ug/L	11/06/2014	DLC
Chloroform	EPA-8260	U	2.0	1	ug/L	11/06/2014	DLC
1,1,1-Trichloroethane	EPA-8260	U	2.0	1	ug/L	11/06/2014	DLC
1,1-Dichloropropene	EPA-8260	U	2.0	1	ug/L	11/06/2014	DLC
1,2-Dichloroethane	EPA-8260	U	2.0	1	ug/L	11/06/2014	DLC
Benzene	EPA-8260	U	2.0	1	ug/L	11/06/2014	DLC
Trichloroethene	EPA-8260	U	2.0	1	ug/L	11/06/2014	DLC
1,2-Dichloropropane	EPA-8260	U	2.0	1	ug/L	11/06/2014	DLC
Dibromomethane	EPA-8260	U	2.0	1	ug/L	11/06/2014	DLC
Bromodichloromethane	EPA-8260	U	2.0	1	ug/L	11/06/2014	DLC
Trans-1,3-Dichloropropene	EPA-8260	U	2.0	1	ug/L	11/06/2014	DLC
4-Methyl-2-Pentanone	EPA-8260	U	10	1	ug/L	11/06/2014	DLC
Toluene	EPA-8260	U	2.0	1	ug/L	11/06/2014	DLC
Cis-1,3-Dichloropropene	EPA-8260	U	2.0	1	ug/L	11/06/2014	DLC
1,1,2-Trichloroethane	EPA-8260	U	2.0	1	ug/L	11/06/2014	DLC
2-Hexanone	EPA-8260	U	10	1	ug/L	11/06/2014	DLC
1,3-Dichloropropane	EPA-8260	U	2.0	1	ug/L	11/06/2014	DLC
Tetrachloroethylene	EPA-8260	U	2.0	1	ug/L	11/06/2014	DLC
Dibromochloromethane	EPA-8260	U	2.0	1	ug/L	11/06/2014	DLC
1,2-Dibromoethane	EPA-8260	U	0.01	1	ug/L	11/06/2014	DLC



CERTIFICATE OF ANALYSIS

CLIENT:	Environmental Partners, Inc. 1180 NW Maple St, Suite 310 Issaquah, WA 98027	DATE:	11/7/2014
CLIENT CONTACT:	Doug Kunkel	ALS JOB#:	EV14100165
CLIENT PROJECT:	67002	ALS SAMPLE#:	EV14100165-09
CLIENT SAMPLE ID	MW-3-102414	DATE RECEIVED:	10/24/2014
		COLLECTION DATE:	10/24/2014 3:51:00 PM
		WDOE ACCREDITATION:	C601

SAMPLE DATA RESULTS

ANALYTE	METHOD	RESULTS	REPORTING LIMITS	DILUTION FACTOR	UNITS	ANALYSIS	ANALYSIS
						DATE	BY
Chlorobenzene	EPA-8260	U	2.0	1	ug/L	11/06/2014	DLC
1,1,1,2-Tetrachloroethane	EPA-8260	U	2.0	1	ug/L	11/06/2014	DLC
Ethylbenzene	EPA-8260	U	2.0	1	ug/L	11/06/2014	DLC
m,p-Xylene	EPA-8260	U	4.0	1	ug/L	11/06/2014	DLC
Styrene	EPA-8260	U	2.0	1	ug/L	11/06/2014	DLC
o-Xylene	EPA-8260	U	2.0	1	ug/L	11/06/2014	DLC
Bromoform	EPA-8260	U	2.0	1	ug/L	11/06/2014	DLC
Isopropylbenzene	EPA-8260	U	2.0	1	ug/L	11/06/2014	DLC
1,1,2,2-Tetrachloroethane	EPA-8260	U	2.0	1	ug/L	11/06/2014	DLC
1,2,3-Trichloropropane	EPA-8260	U	2.0	1	ug/L	11/06/2014	DLC
Bromobenzene	EPA-8260	U	2.0	1	ug/L	11/06/2014	DLC
N-Propyl Benzene	EPA-8260	U	2.0	1	ug/L	11/06/2014	DLC
2-Chlorotoluene	EPA-8260	U	2.0	1	ug/L	11/06/2014	DLC
1,3,5-Trimethylbenzene	EPA-8260	U	2.0	1	ug/L	11/06/2014	DLC
4-Chlorotoluene	EPA-8260	U	2.0	1	ug/L	11/06/2014	DLC
T-Butyl Benzene	EPA-8260	U	2.0	1	ug/L	11/06/2014	DLC
1,2,4-Trimethylbenzene	EPA-8260	U	2.0	1	ug/L	11/06/2014	DLC
S-Butyl Benzene	EPA-8260	U	2.0	1	ug/L	11/06/2014	DLC
P-Isopropyltoluene	EPA-8260	U	2.0	1	ug/L	11/06/2014	DLC
1,3 Dichlorobenzene	EPA-8260	U	2.0	1	ug/L	11/06/2014	DLC
1,4-Dichlorobenzene	EPA-8260	U	2.0	1	ug/L	11/06/2014	DLC
N-Butylbenzene	EPA-8260	U	2.0	1	ug/L	11/06/2014	DLC
1,2-Dichlorobenzene	EPA-8260	U	2.0	1	ug/L	11/06/2014	DLC
1,2-Dibromo 3-Chloropropane	EPA-8260	U	10	1	ug/L	11/06/2014	DLC
1,2,4-Trichlorobenzene	EPA-8260	U	2.0	1	ug/L	11/06/2014	DLC
Hexachlorobutadiene	EPA-8260	U	2.0	1	ug/L	11/06/2014	DLC
Naphthalene	EPA-8260	U	2.0	1	ug/L	11/06/2014	DLC
1,2,3-Trichlorobenzene	EPA-8260	U	2.0	1	ug/L	11/06/2014	DLC

SURROGATE	METHOD	%REC	ANALYSIS	ANALYSIS
			DATE	BY
1,2-Dichloroethane-d4	EPA-8260	104	11/06/2014	DLC
Toluene-d8	EPA-8260	98.3	11/06/2014	DLC
4-Bromofluorobenzene	EPA-8260	101	11/06/2014	DLC

U - Analyte analyzed for but not detected at level above reporting limit.



CERTIFICATE OF ANALYSIS

CLIENT: Environmental Partners, Inc.
 1180 NW Maple St, Suite 310
 Issaquah, WA 98027

CLIENT CONTACT: Doug Kunkel
 CLIENT PROJECT: 67002

DATE: 11/7/2014
 ALS SDG#: EV14100165
 WDOE ACCREDITATION: C601

LABORATORY BLANK RESULTS

MB-103014S - Batch 87566 - Soil by EPA-8260

ANALYTE	METHOD	RESULTS	REPORTING LIMITS	DILUTION FACTOR	UNITS	ANALYSIS	ANALYSIS
						DATE	BY
Dichlorodifluoromethane	EPA-8260	U	10	1	ug/Kg	10/30/2014	DLC
Chloromethane	EPA-8260	U	10	1	ug/Kg	10/30/2014	DLC
Vinyl Chloride	EPA-8260	U	10	1	ug/Kg	10/30/2014	DLC
Bromomethane	EPA-8260	U	10	1	ug/Kg	10/30/2014	DLC
Chloroethane	EPA-8260	U	10	1	ug/Kg	10/30/2014	DLC
Carbon Tetrachloride	EPA-8260	U	10	1	ug/Kg	10/30/2014	DLC
Trichlorofluoromethane	EPA-8260	U	10	1	ug/Kg	10/30/2014	DLC
Carbon Disulfide	EPA-8260	U	10	1	ug/Kg	10/30/2014	DLC
Acetone	EPA-8260	U	50	1	ug/Kg	10/30/2014	DLC
1,1-Dichloroethene	EPA-8260	U	10	1	ug/Kg	10/30/2014	DLC
Methylene Chloride	EPA-8260	U	20	1	ug/Kg	10/30/2014	DLC
Acrylonitrile	EPA-8260	U	50	1	ug/Kg	10/30/2014	DLC
Methyl T-Butyl Ether	EPA-8260	U	10	1	ug/Kg	10/30/2014	DLC
Trans-1,2-Dichloroethene	EPA-8260	U	10	1	ug/Kg	10/30/2014	DLC
1,1-Dichloroethane	EPA-8260	U	10	1	ug/Kg	10/30/2014	DLC
2-Butanone	EPA-8260	U	50	1	ug/Kg	10/30/2014	DLC
Cis-1,2-Dichloroethene	EPA-8260	U	10	1	ug/Kg	10/30/2014	DLC
2,2-Dichloropropane	EPA-8260	U	10	1	ug/Kg	10/30/2014	DLC
Bromochloromethane	EPA-8260	U	10	1	ug/Kg	10/30/2014	DLC
Chloroform	EPA-8260	U	10	1	ug/Kg	10/30/2014	DLC
1,1,1-Trichloroethane	EPA-8260	U	10	1	ug/Kg	10/30/2014	DLC
1,1-Dichloropropene	EPA-8260	U	10	1	ug/Kg	10/30/2014	DLC
1,2-Dichloroethane	EPA-8260	U	10	1	ug/Kg	10/30/2014	DLC
Benzene	EPA-8260	U	5.0	1	ug/Kg	10/30/2014	DLC
Trichloroethene	EPA-8260	U	10	1	ug/Kg	10/30/2014	DLC
1,2-Dichloropropane	EPA-8260	U	10	1	ug/Kg	10/30/2014	DLC
Dibromomethane	EPA-8260	U	10	1	ug/Kg	10/30/2014	DLC
Bromodichloromethane	EPA-8260	U	10	1	ug/Kg	10/30/2014	DLC
Trans-1,3-Dichloropropene	EPA-8260	U	10	1	ug/Kg	10/30/2014	DLC
4-Methyl-2-Pentanone	EPA-8260	U	50	1	ug/Kg	10/30/2014	DLC
Toluene	EPA-8260	U	10	1	ug/Kg	10/30/2014	DLC
Cis-1,3-Dichloropropene	EPA-8260	U	10	1	ug/Kg	10/30/2014	DLC
1,1,2-Trichloroethane	EPA-8260	U	10	1	ug/Kg	10/30/2014	DLC
2-Hexanone	EPA-8260	U	50	1	ug/Kg	10/30/2014	DLC
1,3-Dichloropropane	EPA-8260	U	10	1	ug/Kg	10/30/2014	DLC
Tetrachloroethylene	EPA-8260	U	10	1	ug/Kg	10/30/2014	DLC
Dibromochloromethane	EPA-8260	U	10	1	ug/Kg	10/30/2014	DLC
1,2-Dibromoethane	EPA-8260	U	5.0	1	ug/Kg	10/30/2014	DLC



CERTIFICATE OF ANALYSIS

CLIENT:	Environmental Partners, Inc. 1180 NW Maple St, Suite 310 Issaquah, WA 98027	DATE:	11/7/2014
CLIENT CONTACT:	Doug Kunkel	ALS SDG#:	EV14100165
CLIENT PROJECT:	67002	WDOE ACCREDITATION:	C601

LABORATORY BLANK RESULTS

MB-103014S - Batch 87566 - Soil by EPA-8260

ANALYTE	METHOD	RESULTS	REPORTING LIMITS	DILUTION FACTOR	UNITS	ANALYSIS DATE	ANALYSIS BY
Chlorobenzene	EPA-8260	U	10	1	ug/Kg	10/30/2014	DLC
1,1,1,2-Tetrachloroethane	EPA-8260	U	10	1	ug/Kg	10/30/2014	DLC
Ethylbenzene	EPA-8260	U	10	1	ug/Kg	10/30/2014	DLC
m,p-Xylene	EPA-8260	U	20	1	ug/Kg	10/30/2014	DLC
Styrene	EPA-8260	U	10	1	ug/Kg	10/30/2014	DLC
o-Xylene	EPA-8260	U	10	1	ug/Kg	10/30/2014	DLC
Bromoform	EPA-8260	U	10	1	ug/Kg	10/30/2014	DLC
Isopropylbenzene	EPA-8260	U	10	1	ug/Kg	10/30/2014	DLC
1,1,2,2-Tetrachloroethane	EPA-8260	U	10	1	ug/Kg	10/30/2014	DLC
1,2,3-Trichloropropane	EPA-8260	U	10	1	ug/Kg	10/30/2014	DLC
Bromobenzene	EPA-8260	U	10	1	ug/Kg	10/30/2014	DLC
N-Propyl Benzene	EPA-8260	U	10	1	ug/Kg	10/30/2014	DLC
2-Chlorotoluene	EPA-8260	U	10	1	ug/Kg	10/30/2014	DLC
1,3,5-Trimethylbenzene	EPA-8260	U	10	1	ug/Kg	10/30/2014	DLC
4-Chlorotoluene	EPA-8260	U	10	1	ug/Kg	10/30/2014	DLC
T-Butyl Benzene	EPA-8260	U	10	1	ug/Kg	10/30/2014	DLC
1,2,4-Trimethylbenzene	EPA-8260	U	10	1	ug/Kg	10/30/2014	DLC
S-Butyl Benzene	EPA-8260	U	10	1	ug/Kg	10/30/2014	DLC
P-Isopropyltoluene	EPA-8260	U	10	1	ug/Kg	10/30/2014	DLC
1,3 Dichlorobenzene	EPA-8260	U	10	1	ug/Kg	10/30/2014	DLC
1,4-Dichlorobenzene	EPA-8260	U	10	1	ug/Kg	10/30/2014	DLC
N-Butylbenzene	EPA-8260	U	10	1	ug/Kg	10/30/2014	DLC
1,2-Dichlorobenzene	EPA-8260	U	10	1	ug/Kg	10/30/2014	DLC
1,2-Dibromo 3-Chloropropane	EPA-8260	U	50	1	ug/Kg	10/30/2014	DLC
1,2,4-Trichlorobenzene	EPA-8260	U	10	1	ug/Kg	10/30/2014	DLC
Hexachlorobutadiene	EPA-8260	U	10	1	ug/Kg	10/30/2014	DLC
Naphthalene	EPA-8260	U	10	1	ug/Kg	10/30/2014	DLC
1,2,3-Trichlorobenzene	EPA-8260	U	10	1	ug/Kg	10/30/2014	DLC

U - Analyte analyzed for but not detected at level above reporting limit.

MB-110314W2 - Batch 87576 - Water by EPA-8260

ANALYTE	METHOD	RESULTS	REPORTING LIMITS	DILUTION FACTOR	UNITS	ANALYSIS DATE	ANALYSIS BY
Dichlorodifluoromethane	EPA-8260	U	2.0	1	ug/L	11/03/2014	DLC
Chloromethane	EPA-8260	U	2.0	1	ug/L	11/03/2014	DLC
Vinyl Chloride	EPA-8260	U	0.20	1	ug/L	11/03/2014	DLC
Bromomethane	EPA-8260	U	2.0	1	ug/L	11/03/2014	DLC
Chloroethane	EPA-8260	U	2.0	1	ug/L	11/03/2014	DLC
Carbon Tetrachloride	EPA-8260	U	2.0	1	ug/L	11/03/2014	DLC
Trichlorofluoromethane	EPA-8260	U	2.0	1	ug/L	11/03/2014	DLC



CERTIFICATE OF ANALYSIS

CLIENT: Environmental Partners, Inc.
 1180 NW Maple St, Suite 310
 Issaquah, WA 98027

CLIENT CONTACT: Doug Kunkel
 CLIENT PROJECT: 67002

DATE: 11/7/2014
 ALS SDG#: EV14100165
 WDOE ACCREDITATION: C601

LABORATORY BLANK RESULTS

MB-110314W2 - Batch 87576 - Water by EPA-8260

Carbon Disulfide	EPA-8260	U	2.0	1	ug/L	11/03/2014	DLC
Acetone	EPA-8260	U	25	1	ug/L	11/03/2014	DLC
1,1-Dichloroethene	EPA-8260	U	2.0	1	ug/L	11/03/2014	DLC
Methylene Chloride	EPA-8260	U	5.0	1	ug/L	11/03/2014	DLC
Acrylonitrile	EPA-8260	U	10	1	ug/L	11/03/2014	DLC
Methyl T-Butyl Ether	EPA-8260	U	2.0	1	ug/L	11/03/2014	DLC
Trans-1,2-Dichloroethene	EPA-8260	U	2.0	1	ug/L	11/03/2014	DLC
1,1-Dichloroethane	EPA-8260	U	2.0	1	ug/L	11/03/2014	DLC
2-Butanone	EPA-8260	U	10	1	ug/L	11/03/2014	DLC
Cis-1,2-Dichloroethene	EPA-8260	U	2.0	1	ug/L	11/03/2014	DLC
2,2-Dichloropropane	EPA-8260	U	2.0	1	ug/L	11/03/2014	DLC
Bromochloromethane	EPA-8260	U	2.0	1	ug/L	11/03/2014	DLC
Chloroform	EPA-8260	U	2.0	1	ug/L	11/03/2014	DLC
1,1,1-Trichloroethane	EPA-8260	U	2.0	1	ug/L	11/03/2014	DLC
1,1-Dichloropropene	EPA-8260	U	2.0	1	ug/L	11/03/2014	DLC
1,2-Dichloroethane	EPA-8260	U	2.0	1	ug/L	11/03/2014	DLC
Benzene	EPA-8260	U	2.0	1	ug/L	11/03/2014	DLC
Trichloroethene	EPA-8260	U	2.0	1	ug/L	11/03/2014	DLC
1,2-Dichloropropane	EPA-8260	U	2.0	1	ug/L	11/03/2014	DLC
Dibromomethane	EPA-8260	U	2.0	1	ug/L	11/03/2014	DLC
Bromodichloromethane	EPA-8260	U	2.0	1	ug/L	11/03/2014	DLC
Trans-1,3-Dichloropropene	EPA-8260	U	2.0	1	ug/L	11/03/2014	DLC
4-Methyl-2-Pentanone	EPA-8260	U	10	1	ug/L	11/03/2014	DLC
Toluene	EPA-8260	U	2.0	1	ug/L	11/03/2014	DLC
Cis-1,3-Dichloropropene	EPA-8260	U	2.0	1	ug/L	11/03/2014	DLC
1,1,2-Trichloroethane	EPA-8260	U	2.0	1	ug/L	11/03/2014	DLC
2-Hexanone	EPA-8260	U	10	1	ug/L	11/03/2014	DLC
1,3-Dichloropropane	EPA-8260	U	2.0	1	ug/L	11/03/2014	DLC
Tetrachloroethylene	EPA-8260	U	2.0	1	ug/L	11/03/2014	DLC
Dibromochloromethane	EPA-8260	U	2.0	1	ug/L	11/03/2014	DLC
1,2-Dibromoethane	EPA-8260	U	0.01	1	ug/L	11/03/2014	DLC
Chlorobenzene	EPA-8260	U	2.0	1	ug/L	11/03/2014	DLC
1,1,1,2-Tetrachloroethane	EPA-8260	U	2.0	1	ug/L	11/03/2014	DLC
Ethylbenzene	EPA-8260	U	2.0	1	ug/L	11/03/2014	DLC
m,p-Xylene	EPA-8260	U	4.0	1	ug/L	11/03/2014	DLC
Styrene	EPA-8260	U	2.0	1	ug/L	11/03/2014	DLC
o-Xylene	EPA-8260	U	2.0	1	ug/L	11/03/2014	DLC
Bromoform	EPA-8260	U	2.0	1	ug/L	11/03/2014	DLC
Isopropylbenzene	EPA-8260	U	2.0	1	ug/L	11/03/2014	DLC
1,1,2,2-Tetrachloroethane	EPA-8260	U	2.0	1	ug/L	11/03/2014	DLC



CERTIFICATE OF ANALYSIS

CLIENT: Environmental Partners, Inc.
 1180 NW Maple St, Suite 310
 Issaquah, WA 98027

CLIENT CONTACT: Doug Kunkel
 CLIENT PROJECT: 67002

DATE: 11/7/2014
 ALS SDG#: EV14100165
 WDOE ACCREDITATION: C601

LABORATORY BLANK RESULTS

MB-110314W2 - Batch 87576 - Water by EPA-8260

1,2,3-Trichloropropane	EPA-8260	U	2.0	1	ug/L	11/03/2014	DLC
Bromobenzene	EPA-8260	U	2.0	1	ug/L	11/03/2014	DLC
N-Propyl Benzene	EPA-8260	U	2.0	1	ug/L	11/03/2014	DLC
2-Chlorotoluene	EPA-8260	U	2.0	1	ug/L	11/03/2014	DLC
1,3,5-Trimethylbenzene	EPA-8260	U	2.0	1	ug/L	11/03/2014	DLC
4-Chlorotoluene	EPA-8260	U	2.0	1	ug/L	11/03/2014	DLC
T-Butyl Benzene	EPA-8260	U	2.0	1	ug/L	11/03/2014	DLC
1,2,4-Trimethylbenzene	EPA-8260	U	2.0	1	ug/L	11/03/2014	DLC
S-Butyl Benzene	EPA-8260	U	2.0	1	ug/L	11/03/2014	DLC
P-Isopropyltoluene	EPA-8260	U	2.0	1	ug/L	11/03/2014	DLC
1,3 Dichlorobenzene	EPA-8260	U	2.0	1	ug/L	11/03/2014	DLC
1,4-Dichlorobenzene	EPA-8260	U	2.0	1	ug/L	11/03/2014	DLC
N-Butylbenzene	EPA-8260	U	2.0	1	ug/L	11/03/2014	DLC
1,2-Dichlorobenzene	EPA-8260	U	2.0	1	ug/L	11/03/2014	DLC
1,2-Dibromo 3-Chloropropane	EPA-8260	U	10	1	ug/L	11/03/2014	DLC
1,2,4-Trichlorobenzene	EPA-8260	U	2.0	1	ug/L	11/03/2014	DLC
Hexachlorobutadiene	EPA-8260	U	2.0	1	ug/L	11/03/2014	DLC
Naphthalene	EPA-8260	U	2.0	1	ug/L	11/03/2014	DLC
1,2,3-Trichlorobenzene	EPA-8260	U	2.0	1	ug/L	11/03/2014	DLC

U - Analyte analyzed for but not detected at level above reporting limit.



CERTIFICATE OF ANALYSIS

CLIENT: Environmental Partners, Inc.
 1180 NW Maple St, Suite 310
 Issaquah, WA 98027

CLIENT CONTACT: Doug Kunkel
 CLIENT PROJECT: 67002

DATE: 11/7/2014
 ALS SDG#: EV14100165
 WDOE ACCREDITATION: C601

LABORATORY CONTROL SAMPLE RESULTS

ALS Test Batch ID: 87566 - Soil by EPA-8260

SPIKED COMPOUND	METHOD	%REC	RPD	QUAL	ANALYSIS DATE	ANALYSIS BY
1,1-Dichloroethene - BS	EPA-8260	91.6			10/30/2014	DLC
1,1-Dichloroethene - BSD	EPA-8260	104	13		10/30/2014	DLC
Benzene - BS	EPA-8260	102			10/30/2014	DLC
Benzene - BSD	EPA-8260	99.3	3		10/30/2014	DLC
Trichloroethene - BS	EPA-8260	104			10/30/2014	DLC
Trichloroethene - BSD	EPA-8260	99.5	5		10/30/2014	DLC
Toluene - BS	EPA-8260	109			10/30/2014	DLC
Toluene - BSD	EPA-8260	103	6		10/30/2014	DLC
Chlorobenzene - BS	EPA-8260	103			10/30/2014	DLC
Chlorobenzene - BSD	EPA-8260	104	0		10/30/2014	DLC

ALS Test Batch ID: 87576 - Water by EPA-8260

SPIKED COMPOUND	METHOD	%REC	RPD	QUAL	ANALYSIS DATE	ANALYSIS BY
1,1-Dichloroethene - BS	EPA-8260	107			11/03/2014	DLC
1,1-Dichloroethene - BSD	EPA-8260	105	2		11/03/2014	DLC
Benzene - BS	EPA-8260	95.8			11/03/2014	DLC
Benzene - BSD	EPA-8260	96.4	1		11/03/2014	DLC
Trichloroethene - BS	EPA-8260	97.8			11/03/2014	DLC
Trichloroethene - BSD	EPA-8260	96.3	2		11/03/2014	DLC
Toluene - BS	EPA-8260	93.6			11/03/2014	DLC
Toluene - BSD	EPA-8260	94.1	0		11/03/2014	DLC
Chlorobenzene - BS	EPA-8260	99.3			11/03/2014	DLC
Chlorobenzene - BSD	EPA-8260	100	1		11/03/2014	DLC



CERTIFICATE OF ANALYSIS

CLIENT: Environmental Partners, Inc.
1180 NW Maple St, Suite 310
Issaquah, WA 98027

DATE: 11/7/2014
ALS SDG#: EV14100165
WDOE ACCREDITATION: C601

CLIENT CONTACT: Doug Kunkel
CLIENT PROJECT: 67002

MATRIX SPIKE RESULTS

ALS Test Batch ID: 87576 - Water

Parent Sample: Batch QC

Table with 10 columns: SPIKED COMPOUND, METHOD, PARENT SAMPLE RESULT, SPIKE ADDED, RESULT, RPD, %REC, QUAL, ANALYSIS DATE, ANALYSIS BY. Rows include various compounds like 1,1-Dichloroethene, Benzene, Trichloroethene, and Toluene.

APPROVED BY

Laboratory Director



ALS Environmental
 8620 Holly Drive, Suite 100
 Everett, WA 98208
 Phone (425) 356-2600
 Fax (425) 356-2626
 http://www.alsglobal.com

Chain Of Custody/ Laboratory Analysis Request

ALS Job# _____ (Laboratory Use Only)

EY14100165

Date 10/24/14 Page 1 Of 1

PROJECT ID: <u>67002</u>					ANALYSIS REQUESTED												OTHER (Specify)		
REPORT TO COMPANY: <u>EPI</u>					NMTPH-HCID NMTPH-DX NMTPH-GX BTEX by EPA-8021 MTBE by EPA-8021 <input type="checkbox"/> EPA-8260 <input type="checkbox"/> Halogenated Volatiles by EPA 8260 Volatile Organic Compounds by EPA 8260 EDB / EDC by EPA 8260 SIM (water) EDB / EDC by EPA 8260 (soil) Semivolatile Organic Compounds by EPA 8270 Polycyclic Aromatic Hydrocarbons (PAH) by EPA-8270 SIM <input type="checkbox"/> PCB <input type="checkbox"/> Pesticides <input type="checkbox"/> by EPA 8081/8082 Metals-MTCA-5 <input type="checkbox"/> RCRA-8 <input type="checkbox"/> Pri Pol <input type="checkbox"/> TAL <input type="checkbox"/> Metals Other (Specify) TCLP-Metals <input type="checkbox"/> VOA <input type="checkbox"/> Semi-Vol <input type="checkbox"/> Pest <input type="checkbox"/> Herbs <input type="checkbox"/>														
PROJECT MANAGER: <u>Doug Kurbel</u>																			
ADDRESS: <u>1180 NW Maple St Ste 310</u> <u>Issaquah WA</u>																			
PHONE: <u>206-425-988-4090</u> FAX: _____																			
P.O. #: <u>67002</u> E-MAIL: <u>doug.k@epi-wa.com</u>																			
INVOICE TO COMPANY: <u>EPI</u>																			
ATTENTION: _____																			
ADDRESS: _____																			
SAMPLE I.D.	DATE	TIME	TYPE	LAB#														NUMBER OF CONTAINERS	RECEIVED IN GOOD CONDITION?
1. HA-1:1	10/24/14	0919	soil	1														4	
2. HA-1:4		1006		2													4		
3. HA-2:1		1121		3													4		
4. HA-2:4.5		1137		4													4		
5. HA-3:0.5		1028		5													4		
6. HA-3:4		1048	↓	6													4		
7. MW-1-102414		1402	water	7													3		
8. MW-2-102414		1505	↓	8													3		
9. MW-3-102414		1551	↓	9													3		
10.																			

SPECIAL INSTRUCTIONS

SIGNATURES (Name, Company, Date, Time):

1. Relinquished By: [Signature] EPI 10/24/14 1633
 Received By: Shawn Robson AW 10/24/14 1633

2. Relinquished By: _____
 Received By: _____

TURNAROUND REQUESTED in Business Days*

Organic, Metals & Inorganic Analysis

5 3 2 1 SAME DAY

Fuels & Hydrocarbon Analysis

5 3 1 SAME DAY
Standard

OTHER: _____

Specify: _____

*Turnaround request less than standard may incur Rush Charges



August 19, 2014

Mr. Doug Kunkel
Environmental Partners, Inc.
1180 NW Maple St, Suite 310
Issaquah, WA 98027

Dear Mr. Kunkel,

On August 18th, 3 samples were received by our laboratory and assigned our laboratory project number EV14080086. The project was identified as your Everett Masonic. The sample identification and requested analyses are outlined on the attached chain of custody record.

No abnormalities or nonconformances were observed during the analyses of the project samples.

Please do not hesitate to call me if you have any questions or if I can be of further assistance.

Sincerely,

ALS Laboratory Group

Rick Bagan
Laboratory Director



CERTIFICATE OF ANALYSIS

CLIENT: Environmental Partners, Inc.
 1180 NW Maple St, Suite 310
 Issaquah, WA 98027

CLIENT CONTACT: Doug Kunkel
 CLIENT PROJECT: Everett Masonic
 CLIENT SAMPLE ID: MW-A-081814

DATE: 8/19/2014
 ALS JOB#: EV14080086
 ALS SAMPLE#: EV14080086-01
 DATE RECEIVED: 08/18/2014
 COLLECTION DATE: 8/18/2014 2:45:00 PM
 WDOE ACCREDITATION: C601

SAMPLE DATA RESULTS

ANALYTE	METHOD	RESULTS	REPORTING LIMITS	DILUTION FACTOR	UNITS	ANALYSIS	ANALYSIS
						DATE	BY
Dichlorodifluoromethane	EPA-8260	U	2.0	1	ug/L	08/19/2014	DLC
Chloromethane	EPA-8260	U	2.0	1	ug/L	08/19/2014	DLC
Vinyl Chloride	EPA-8260	U	0.20	1	ug/L	08/19/2014	DLC
Bromomethane	EPA-8260	U	2.0	1	ug/L	08/19/2014	DLC
Chloroethane	EPA-8260	U	2.0	1	ug/L	08/19/2014	DLC
Carbon Tetrachloride	EPA-8260	U	2.0	1	ug/L	08/19/2014	DLC
Trichlorofluoromethane	EPA-8260	U	2.0	1	ug/L	08/19/2014	DLC
Carbon Disulfide	EPA-8260	U	2.0	1	ug/L	08/19/2014	DLC
Acetone	EPA-8260	U	25	1	ug/L	08/19/2014	DLC
1,1-Dichloroethene	EPA-8260	U	2.0	1	ug/L	08/19/2014	DLC
Methylene Chloride	EPA-8260	U	5.0	1	ug/L	08/19/2014	DLC
Acrylonitrile	EPA-8260	U	10	1	ug/L	08/19/2014	DLC
Methyl T-Butyl Ether	EPA-8260	U	2.0	1	ug/L	08/19/2014	DLC
Trans-1,2-Dichloroethene	EPA-8260	U	2.0	1	ug/L	08/19/2014	DLC
1,1-Dichloroethane	EPA-8260	U	2.0	1	ug/L	08/19/2014	DLC
2-Butanone	EPA-8260	U	10	1	ug/L	08/19/2014	DLC
Cis-1,2-Dichloroethene	EPA-8260	U	2.0	1	ug/L	08/19/2014	DLC
2,2-Dichloropropane	EPA-8260	U	2.0	1	ug/L	08/19/2014	DLC
Bromochloromethane	EPA-8260	U	2.0	1	ug/L	08/19/2014	DLC
Chloroform	EPA-8260	U	2.0	1	ug/L	08/19/2014	DLC
1,1,1-Trichloroethane	EPA-8260	U	2.0	1	ug/L	08/19/2014	DLC
1,1-Dichloropropene	EPA-8260	U	2.0	1	ug/L	08/19/2014	DLC
1,2-Dichloroethane	EPA-8260	U	2.0	1	ug/L	08/19/2014	DLC
Benzene	EPA-8260	U	2.0	1	ug/L	08/19/2014	DLC
Trichloroethene	EPA-8260	U	2.0	1	ug/L	08/19/2014	DLC
1,2-Dichloropropane	EPA-8260	U	2.0	1	ug/L	08/19/2014	DLC
Dibromomethane	EPA-8260	U	2.0	1	ug/L	08/19/2014	DLC
Bromodichloromethane	EPA-8260	U	2.0	1	ug/L	08/19/2014	DLC
Trans-1,3-Dichloropropene	EPA-8260	U	2.0	1	ug/L	08/19/2014	DLC
4-Methyl-2-Pentanone	EPA-8260	U	10	1	ug/L	08/19/2014	DLC
Toluene	EPA-8260	U	2.0	1	ug/L	08/19/2014	DLC
Cis-1,3-Dichloropropene	EPA-8260	U	2.0	1	ug/L	08/19/2014	DLC
1,1,2-Trichloroethane	EPA-8260	U	2.0	1	ug/L	08/19/2014	DLC
2-Hexanone	EPA-8260	U	10	1	ug/L	08/19/2014	DLC
1,3-Dichloropropane	EPA-8260	U	2.0	1	ug/L	08/19/2014	DLC
Tetrachloroethylene	EPA-8260	U	2.0	1	ug/L	08/19/2014	DLC
Dibromochloromethane	EPA-8260	U	2.0	1	ug/L	08/19/2014	DLC
1,2-Dibromoethane	EPA-8260	U	0.01	1	ug/L	08/19/2014	DLC



CERTIFICATE OF ANALYSIS

CLIENT:	Environmental Partners, Inc. 1180 NW Maple St, Suite 310 Issaquah, WA 98027	DATE:	8/19/2014
CLIENT CONTACT:	Doug Kunkel	ALS JOB#:	EV14080086
CLIENT PROJECT:	Everett Masonic	ALS SAMPLE#:	EV14080086-01
CLIENT SAMPLE ID	MW-A-081814	DATE RECEIVED:	08/18/2014
		COLLECTION DATE:	8/18/2014 2:45:00 PM
		WDOE ACCREDITATION:	C601

SAMPLE DATA RESULTS

ANALYTE	METHOD	RESULTS	REPORTING LIMITS	DILUTION FACTOR	UNITS	ANALYSIS	ANALYSIS
						DATE	BY
Chlorobenzene	EPA-8260	U	2.0	1	ug/L	08/19/2014	DLC
1,1,1,2-Tetrachloroethane	EPA-8260	U	2.0	1	ug/L	08/19/2014	DLC
Ethylbenzene	EPA-8260	U	2.0	1	ug/L	08/19/2014	DLC
m,p-Xylene	EPA-8260	U	4.0	1	ug/L	08/19/2014	DLC
Styrene	EPA-8260	U	2.0	1	ug/L	08/19/2014	DLC
o-Xylene	EPA-8260	U	2.0	1	ug/L	08/19/2014	DLC
Bromoform	EPA-8260	U	2.0	1	ug/L	08/19/2014	DLC
Isopropylbenzene	EPA-8260	U	2.0	1	ug/L	08/19/2014	DLC
1,1,2,2-Tetrachloroethane	EPA-8260	U	2.0	1	ug/L	08/19/2014	DLC
1,2,3-Trichloropropane	EPA-8260	U	2.0	1	ug/L	08/19/2014	DLC
Bromobenzene	EPA-8260	U	2.0	1	ug/L	08/19/2014	DLC
N-Propyl Benzene	EPA-8260	U	2.0	1	ug/L	08/19/2014	DLC
2-Chlorotoluene	EPA-8260	U	2.0	1	ug/L	08/19/2014	DLC
1,3,5-Trimethylbenzene	EPA-8260	U	2.0	1	ug/L	08/19/2014	DLC
4-Chlorotoluene	EPA-8260	U	2.0	1	ug/L	08/19/2014	DLC
T-Butyl Benzene	EPA-8260	U	2.0	1	ug/L	08/19/2014	DLC
1,2,4-Trimethylbenzene	EPA-8260	U	2.0	1	ug/L	08/19/2014	DLC
S-Butyl Benzene	EPA-8260	U	2.0	1	ug/L	08/19/2014	DLC
P-Isopropyltoluene	EPA-8260	U	2.0	1	ug/L	08/19/2014	DLC
1,3 Dichlorobenzene	EPA-8260	U	2.0	1	ug/L	08/19/2014	DLC
1,4-Dichlorobenzene	EPA-8260	U	2.0	1	ug/L	08/19/2014	DLC
N-Butylbenzene	EPA-8260	U	2.0	1	ug/L	08/19/2014	DLC
1,2-Dichlorobenzene	EPA-8260	U	2.0	1	ug/L	08/19/2014	DLC
1,2-Dibromo 3-Chloropropane	EPA-8260	U	10	1	ug/L	08/19/2014	DLC
1,2,4-Trichlorobenzene	EPA-8260	U	2.0	1	ug/L	08/19/2014	DLC
Hexachlorobutadiene	EPA-8260	U	2.0	1	ug/L	08/19/2014	DLC
Naphthalene	EPA-8260	U	2.0	1	ug/L	08/19/2014	DLC
1,2,3-Trichlorobenzene	EPA-8260	U	2.0	1	ug/L	08/19/2014	DLC

SURROGATE	METHOD	%REC	ANALYSIS	ANALYSIS
			DATE	BY
1,2-Dichloroethane-d4	EPA-8260	107	08/19/2014	DLC
Toluene-d8	EPA-8260	96.1	08/19/2014	DLC
4-Bromofluorobenzene	EPA-8260	97.5	08/19/2014	DLC

U - Analyte analyzed for but not detected at level above reporting limit.



CERTIFICATE OF ANALYSIS

CLIENT:	Environmental Partners, Inc. 1180 NW Maple St, Suite 310 Issaquah, WA 98027	DATE:	8/19/2014
CLIENT CONTACT:	Doug Kunkel	ALS JOB#:	EV14080086
CLIENT PROJECT:	Everett Masonic	ALS SAMPLE#:	EV14080086-02
CLIENT SAMPLE ID	MW-B-081814	DATE RECEIVED:	08/18/2014
		COLLECTION DATE:	8/18/2014 1:59:00 PM
		WDOE ACCREDITATION:	C601

SAMPLE DATA RESULTS

ANALYTE	METHOD	RESULTS	REPORTING LIMITS	DILUTION FACTOR	UNITS	ANALYSIS	ANALYSIS
						DATE	BY
Dichlorodifluoromethane	EPA-8260	U	2.0	1	ug/L	08/19/2014	DLC
Chloromethane	EPA-8260	U	2.0	1	ug/L	08/19/2014	DLC
Vinyl Chloride	EPA-8260	U	0.20	1	ug/L	08/19/2014	DLC
Bromomethane	EPA-8260	U	2.0	1	ug/L	08/19/2014	DLC
Chloroethane	EPA-8260	U	2.0	1	ug/L	08/19/2014	DLC
Carbon Tetrachloride	EPA-8260	U	2.0	1	ug/L	08/19/2014	DLC
Trichlorofluoromethane	EPA-8260	U	2.0	1	ug/L	08/19/2014	DLC
Carbon Disulfide	EPA-8260	U	2.0	1	ug/L	08/19/2014	DLC
Acetone	EPA-8260	U	25	1	ug/L	08/19/2014	DLC
1,1-Dichloroethene	EPA-8260	U	2.0	1	ug/L	08/19/2014	DLC
Methylene Chloride	EPA-8260	U	5.0	1	ug/L	08/19/2014	DLC
Acrylonitrile	EPA-8260	U	10	1	ug/L	08/19/2014	DLC
Methyl T-Butyl Ether	EPA-8260	U	2.0	1	ug/L	08/19/2014	DLC
Trans-1,2-Dichloroethene	EPA-8260	U	2.0	1	ug/L	08/19/2014	DLC
1,1-Dichloroethane	EPA-8260	U	2.0	1	ug/L	08/19/2014	DLC
2-Butanone	EPA-8260	U	10	1	ug/L	08/19/2014	DLC
Cis-1,2-Dichloroethene	EPA-8260	U	2.0	1	ug/L	08/19/2014	DLC
2,2-Dichloropropane	EPA-8260	U	2.0	1	ug/L	08/19/2014	DLC
Bromochloromethane	EPA-8260	U	2.0	1	ug/L	08/19/2014	DLC
Chloroform	EPA-8260	U	2.0	1	ug/L	08/19/2014	DLC
1,1,1-Trichloroethane	EPA-8260	U	2.0	1	ug/L	08/19/2014	DLC
1,1-Dichloropropene	EPA-8260	U	2.0	1	ug/L	08/19/2014	DLC
1,2-Dichloroethane	EPA-8260	U	2.0	1	ug/L	08/19/2014	DLC
Benzene	EPA-8260	U	2.0	1	ug/L	08/19/2014	DLC
Trichloroethene	EPA-8260	U	2.0	1	ug/L	08/19/2014	DLC
1,2-Dichloropropane	EPA-8260	U	2.0	1	ug/L	08/19/2014	DLC
Dibromomethane	EPA-8260	U	2.0	1	ug/L	08/19/2014	DLC
Bromodichloromethane	EPA-8260	U	2.0	1	ug/L	08/19/2014	DLC
Trans-1,3-Dichloropropene	EPA-8260	U	2.0	1	ug/L	08/19/2014	DLC
4-Methyl-2-Pentanone	EPA-8260	U	10	1	ug/L	08/19/2014	DLC
Toluene	EPA-8260	U	2.0	1	ug/L	08/19/2014	DLC
Cis-1,3-Dichloropropene	EPA-8260	U	2.0	1	ug/L	08/19/2014	DLC
1,1,2-Trichloroethane	EPA-8260	U	2.0	1	ug/L	08/19/2014	DLC
2-Hexanone	EPA-8260	U	10	1	ug/L	08/19/2014	DLC
1,3-Dichloropropane	EPA-8260	U	2.0	1	ug/L	08/19/2014	DLC
Tetrachloroethylene	EPA-8260	U	2.0	1	ug/L	08/19/2014	DLC
Dibromochloromethane	EPA-8260	U	2.0	1	ug/L	08/19/2014	DLC
1,2-Dibromoethane	EPA-8260	U	0.01	1	ug/L	08/19/2014	DLC



CERTIFICATE OF ANALYSIS

CLIENT:	Environmental Partners, Inc. 1180 NW Maple St, Suite 310 Issaquah, WA 98027	DATE:	8/19/2014
CLIENT CONTACT:	Doug Kunkel	ALS JOB#:	EV14080086
CLIENT PROJECT:	Everett Masonic	ALS SAMPLE#:	EV14080086-02
CLIENT SAMPLE ID	MW-B-081814	DATE RECEIVED:	08/18/2014
		COLLECTION DATE:	8/18/2014 1:59:00 PM
		WDOE ACCREDITATION:	C601

SAMPLE DATA RESULTS

ANALYTE	METHOD	RESULTS	REPORTING LIMITS	DILUTION FACTOR	UNITS	ANALYSIS	ANALYSIS
						DATE	BY
Chlorobenzene	EPA-8260	U	2.0	1	ug/L	08/19/2014	DLC
1,1,1,2-Tetrachloroethane	EPA-8260	U	2.0	1	ug/L	08/19/2014	DLC
Ethylbenzene	EPA-8260	U	2.0	1	ug/L	08/19/2014	DLC
m,p-Xylene	EPA-8260	U	4.0	1	ug/L	08/19/2014	DLC
Styrene	EPA-8260	U	2.0	1	ug/L	08/19/2014	DLC
o-Xylene	EPA-8260	U	2.0	1	ug/L	08/19/2014	DLC
Bromoform	EPA-8260	U	2.0	1	ug/L	08/19/2014	DLC
Isopropylbenzene	EPA-8260	U	2.0	1	ug/L	08/19/2014	DLC
1,1,2,2-Tetrachloroethane	EPA-8260	U	2.0	1	ug/L	08/19/2014	DLC
1,2,3-Trichloropropane	EPA-8260	U	2.0	1	ug/L	08/19/2014	DLC
Bromobenzene	EPA-8260	U	2.0	1	ug/L	08/19/2014	DLC
N-Propyl Benzene	EPA-8260	U	2.0	1	ug/L	08/19/2014	DLC
2-Chlorotoluene	EPA-8260	U	2.0	1	ug/L	08/19/2014	DLC
1,3,5-Trimethylbenzene	EPA-8260	U	2.0	1	ug/L	08/19/2014	DLC
4-Chlorotoluene	EPA-8260	U	2.0	1	ug/L	08/19/2014	DLC
T-Butyl Benzene	EPA-8260	U	2.0	1	ug/L	08/19/2014	DLC
1,2,4-Trimethylbenzene	EPA-8260	U	2.0	1	ug/L	08/19/2014	DLC
S-Butyl Benzene	EPA-8260	U	2.0	1	ug/L	08/19/2014	DLC
P-Isopropyltoluene	EPA-8260	U	2.0	1	ug/L	08/19/2014	DLC
1,3 Dichlorobenzene	EPA-8260	U	2.0	1	ug/L	08/19/2014	DLC
1,4-Dichlorobenzene	EPA-8260	U	2.0	1	ug/L	08/19/2014	DLC
N-Butylbenzene	EPA-8260	U	2.0	1	ug/L	08/19/2014	DLC
1,2-Dichlorobenzene	EPA-8260	U	2.0	1	ug/L	08/19/2014	DLC
1,2-Dibromo 3-Chloropropane	EPA-8260	U	10	1	ug/L	08/19/2014	DLC
1,2,4-Trichlorobenzene	EPA-8260	U	2.0	1	ug/L	08/19/2014	DLC
Hexachlorobutadiene	EPA-8260	U	2.0	1	ug/L	08/19/2014	DLC
Naphthalene	EPA-8260	U	2.0	1	ug/L	08/19/2014	DLC
1,2,3-Trichlorobenzene	EPA-8260	U	2.0	1	ug/L	08/19/2014	DLC

SURROGATE	METHOD	%REC	ANALYSIS	ANALYSIS
			DATE	BY
1,2-Dichloroethane-d4	EPA-8260	106	08/19/2014	DLC
Toluene-d8	EPA-8260	98.9	08/19/2014	DLC
4-Bromofluorobenzene	EPA-8260	101	08/19/2014	DLC

U - Analyte analyzed for but not detected at level above reporting limit.



CERTIFICATE OF ANALYSIS

CLIENT:	Environmental Partners, Inc. 1180 NW Maple St, Suite 310 Issaquah, WA 98027	DATE:	8/19/2014
CLIENT CONTACT:	Doug Kunkel	ALS JOB#:	EV14080086
CLIENT PROJECT:	Everett Masonic	ALS SAMPLE#:	EV14080086-03
CLIENT SAMPLE ID	MW-C-081814	DATE RECEIVED:	08/18/2014
		COLLECTION DATE:	8/18/2014 1:20:00 PM
		WDOE ACCREDITATION:	C601

SAMPLE DATA RESULTS

ANALYTE	METHOD	RESULTS	REPORTING LIMITS	DILUTION FACTOR	UNITS	ANALYSIS	ANALYSIS
						DATE	BY
Dichlorodifluoromethane	EPA-8260	U	2.0	1	ug/L	08/19/2014	DLC
Chloromethane	EPA-8260	U	2.0	1	ug/L	08/19/2014	DLC
Vinyl Chloride	EPA-8260	U	0.20	1	ug/L	08/19/2014	DLC
Bromomethane	EPA-8260	U	2.0	1	ug/L	08/19/2014	DLC
Chloroethane	EPA-8260	U	2.0	1	ug/L	08/19/2014	DLC
Carbon Tetrachloride	EPA-8260	U	2.0	1	ug/L	08/19/2014	DLC
Trichlorofluoromethane	EPA-8260	U	2.0	1	ug/L	08/19/2014	DLC
Carbon Disulfide	EPA-8260	U	2.0	1	ug/L	08/19/2014	DLC
Acetone	EPA-8260	U	25	1	ug/L	08/19/2014	DLC
1,1-Dichloroethene	EPA-8260	U	2.0	1	ug/L	08/19/2014	DLC
Methylene Chloride	EPA-8260	U	5.0	1	ug/L	08/19/2014	DLC
Acrylonitrile	EPA-8260	U	10	1	ug/L	08/19/2014	DLC
Methyl T-Butyl Ether	EPA-8260	U	2.0	1	ug/L	08/19/2014	DLC
Trans-1,2-Dichloroethene	EPA-8260	U	2.0	1	ug/L	08/19/2014	DLC
1,1-Dichloroethane	EPA-8260	U	2.0	1	ug/L	08/19/2014	DLC
2-Butanone	EPA-8260	U	10	1	ug/L	08/19/2014	DLC
Cis-1,2-Dichloroethene	EPA-8260	U	2.0	1	ug/L	08/19/2014	DLC
2,2-Dichloropropane	EPA-8260	U	2.0	1	ug/L	08/19/2014	DLC
Bromochloromethane	EPA-8260	U	2.0	1	ug/L	08/19/2014	DLC
Chloroform	EPA-8260	U	2.0	1	ug/L	08/19/2014	DLC
1,1,1-Trichloroethane	EPA-8260	U	2.0	1	ug/L	08/19/2014	DLC
1,1-Dichloropropene	EPA-8260	U	2.0	1	ug/L	08/19/2014	DLC
1,2-Dichloroethane	EPA-8260	U	2.0	1	ug/L	08/19/2014	DLC
Benzene	EPA-8260	U	2.0	1	ug/L	08/19/2014	DLC
Trichloroethene	EPA-8260	U	2.0	1	ug/L	08/19/2014	DLC
1,2-Dichloropropane	EPA-8260	U	2.0	1	ug/L	08/19/2014	DLC
Dibromomethane	EPA-8260	U	2.0	1	ug/L	08/19/2014	DLC
Bromodichloromethane	EPA-8260	U	2.0	1	ug/L	08/19/2014	DLC
Trans-1,3-Dichloropropene	EPA-8260	U	2.0	1	ug/L	08/19/2014	DLC
4-Methyl-2-Pentanone	EPA-8260	U	10	1	ug/L	08/19/2014	DLC
Toluene	EPA-8260	U	2.0	1	ug/L	08/19/2014	DLC
Cis-1,3-Dichloropropene	EPA-8260	U	2.0	1	ug/L	08/19/2014	DLC
1,1,2-Trichloroethane	EPA-8260	U	2.0	1	ug/L	08/19/2014	DLC
2-Hexanone	EPA-8260	U	10	1	ug/L	08/19/2014	DLC
1,3-Dichloropropane	EPA-8260	U	2.0	1	ug/L	08/19/2014	DLC
Tetrachloroethylene	EPA-8260	U	2.0	1	ug/L	08/19/2014	DLC
Dibromochloromethane	EPA-8260	U	2.0	1	ug/L	08/19/2014	DLC
1,2-Dibromoethane	EPA-8260	U	0.01	1	ug/L	08/19/2014	DLC



CERTIFICATE OF ANALYSIS

CLIENT:	Environmental Partners, Inc. 1180 NW Maple St, Suite 310 Issaquah, WA 98027	DATE:	8/19/2014
CLIENT CONTACT:	Doug Kunkel	ALS JOB#:	EV14080086
CLIENT PROJECT:	Everett Masonic	ALS SAMPLE#:	EV14080086-03
CLIENT SAMPLE ID	MW-C-081814	DATE RECEIVED:	08/18/2014
		COLLECTION DATE:	8/18/2014 1:20:00 PM
		WDOE ACCREDITATION:	C601

SAMPLE DATA RESULTS

ANALYTE	METHOD	RESULTS	REPORTING LIMITS	DILUTION FACTOR	UNITS	ANALYSIS	ANALYSIS
						DATE	BY
Chlorobenzene	EPA-8260	U	2.0	1	ug/L	08/19/2014	DLC
1,1,1,2-Tetrachloroethane	EPA-8260	U	2.0	1	ug/L	08/19/2014	DLC
Ethylbenzene	EPA-8260	U	2.0	1	ug/L	08/19/2014	DLC
m,p-Xylene	EPA-8260	U	4.0	1	ug/L	08/19/2014	DLC
Styrene	EPA-8260	U	2.0	1	ug/L	08/19/2014	DLC
o-Xylene	EPA-8260	U	2.0	1	ug/L	08/19/2014	DLC
Bromoform	EPA-8260	U	2.0	1	ug/L	08/19/2014	DLC
Isopropylbenzene	EPA-8260	U	2.0	1	ug/L	08/19/2014	DLC
1,1,2,2-Tetrachloroethane	EPA-8260	U	2.0	1	ug/L	08/19/2014	DLC
1,2,3-Trichloropropane	EPA-8260	U	2.0	1	ug/L	08/19/2014	DLC
Bromobenzene	EPA-8260	U	2.0	1	ug/L	08/19/2014	DLC
N-Propyl Benzene	EPA-8260	U	2.0	1	ug/L	08/19/2014	DLC
2-Chlorotoluene	EPA-8260	U	2.0	1	ug/L	08/19/2014	DLC
1,3,5-Trimethylbenzene	EPA-8260	U	2.0	1	ug/L	08/19/2014	DLC
4-Chlorotoluene	EPA-8260	U	2.0	1	ug/L	08/19/2014	DLC
T-Butyl Benzene	EPA-8260	U	2.0	1	ug/L	08/19/2014	DLC
1,2,4-Trimethylbenzene	EPA-8260	U	2.0	1	ug/L	08/19/2014	DLC
S-Butyl Benzene	EPA-8260	U	2.0	1	ug/L	08/19/2014	DLC
P-Isopropyltoluene	EPA-8260	U	2.0	1	ug/L	08/19/2014	DLC
1,3 Dichlorobenzene	EPA-8260	U	2.0	1	ug/L	08/19/2014	DLC
1,4-Dichlorobenzene	EPA-8260	U	2.0	1	ug/L	08/19/2014	DLC
N-Butylbenzene	EPA-8260	U	2.0	1	ug/L	08/19/2014	DLC
1,2-Dichlorobenzene	EPA-8260	U	2.0	1	ug/L	08/19/2014	DLC
1,2-Dibromo 3-Chloropropane	EPA-8260	U	10	1	ug/L	08/19/2014	DLC
1,2,4-Trichlorobenzene	EPA-8260	U	2.0	1	ug/L	08/19/2014	DLC
Hexachlorobutadiene	EPA-8260	U	2.0	1	ug/L	08/19/2014	DLC
Naphthalene	EPA-8260	U	2.0	1	ug/L	08/19/2014	DLC
1,2,3-Trichlorobenzene	EPA-8260	U	2.0	1	ug/L	08/19/2014	DLC

SURROGATE	METHOD	%REC	ANALYSIS	ANALYSIS
			DATE	BY
1,2-Dichloroethane-d4	EPA-8260	108	08/19/2014	DLC
Toluene-d8	EPA-8260	97.2	08/19/2014	DLC
4-Bromofluorobenzene	EPA-8260	97.6	08/19/2014	DLC

U - Analyte analyzed for but not detected at level above reporting limit.



CERTIFICATE OF ANALYSIS

CLIENT: Environmental Partners, Inc.
 1180 NW Maple St, Suite 310
 Issaquah, WA 98027

DATE: 8/19/2014
 ALS SDG#: EV14080086
 WDOE ACCREDITATION: C601

CLIENT CONTACT: Doug Kunkel
 CLIENT PROJECT: Everett Masonic

LABORATORY BLANK RESULTS

MB-081414W - Batch 85149 - Water by EPA-8260

ANALYTE	METHOD	RESULTS	REPORTING LIMITS	DILUTION FACTOR	UNITS	ANALYSIS	ANALYSIS
						DATE	BY
Dichlorodifluoromethane	EPA-8260	U	2.0	1	ug/L	08/14/2014	DLC
Chloromethane	EPA-8260	U	2.0	1	ug/L	08/14/2014	DLC
Vinyl Chloride	EPA-8260	U	0.20	1	ug/L	08/14/2014	DLC
Bromomethane	EPA-8260	U	2.0	1	ug/L	08/14/2014	DLC
Chloroethane	EPA-8260	U	2.0	1	ug/L	08/14/2014	DLC
Carbon Tetrachloride	EPA-8260	U	2.0	1	ug/L	08/14/2014	DLC
Trichlorofluoromethane	EPA-8260	U	2.0	1	ug/L	08/14/2014	DLC
Carbon Disulfide	EPA-8260	U	2.0	1	ug/L	08/14/2014	DLC
Acetone	EPA-8260	U	25	1	ug/L	08/14/2014	DLC
1,1-Dichloroethene	EPA-8260	U	2.0	1	ug/L	08/14/2014	DLC
Methylene Chloride	EPA-8260	U	5.0	1	ug/L	08/14/2014	DLC
Acrylonitrile	EPA-8260	U	10	1	ug/L	08/14/2014	DLC
Methyl T-Butyl Ether	EPA-8260	U	2.0	1	ug/L	08/14/2014	DLC
Trans-1,2-Dichloroethene	EPA-8260	U	2.0	1	ug/L	08/14/2014	DLC
1,1-Dichloroethane	EPA-8260	U	2.0	1	ug/L	08/14/2014	DLC
2-Butanone	EPA-8260	U	10	1	ug/L	08/14/2014	DLC
Cis-1,2-Dichloroethene	EPA-8260	U	2.0	1	ug/L	08/14/2014	DLC
2,2-Dichloropropane	EPA-8260	U	2.0	1	ug/L	08/14/2014	DLC
Bromochloromethane	EPA-8260	U	2.0	1	ug/L	08/14/2014	DLC
Chloroform	EPA-8260	U	2.0	1	ug/L	08/14/2014	DLC
1,1,1-Trichloroethane	EPA-8260	U	2.0	1	ug/L	08/14/2014	DLC
1,1-Dichloropropene	EPA-8260	U	2.0	1	ug/L	08/14/2014	DLC
1,2-Dichloroethane	EPA-8260	U	2.0	1	ug/L	08/14/2014	DLC
Benzene	EPA-8260	U	2.0	1	ug/L	08/14/2014	DLC
Trichloroethene	EPA-8260	U	2.0	1	ug/L	08/14/2014	DLC
1,2-Dichloropropane	EPA-8260	U	2.0	1	ug/L	08/14/2014	DLC
Dibromomethane	EPA-8260	U	2.0	1	ug/L	08/14/2014	DLC
Bromodichloromethane	EPA-8260	U	2.0	1	ug/L	08/14/2014	DLC
Trans-1,3-Dichloropropene	EPA-8260	U	2.0	1	ug/L	08/14/2014	DLC
4-Methyl-2-Pentanone	EPA-8260	U	10	1	ug/L	08/14/2014	DLC
Toluene	EPA-8260	U	2.0	1	ug/L	08/14/2014	DLC
Cis-1,3-Dichloropropene	EPA-8260	U	2.0	1	ug/L	08/14/2014	DLC
1,1,2-Trichloroethane	EPA-8260	U	2.0	1	ug/L	08/14/2014	DLC
2-Hexanone	EPA-8260	U	10	1	ug/L	08/14/2014	DLC
1,3-Dichloropropane	EPA-8260	U	2.0	1	ug/L	08/14/2014	DLC
Tetrachloroethylene	EPA-8260	U	2.0	1	ug/L	08/14/2014	DLC
Dibromochloromethane	EPA-8260	U	2.0	1	ug/L	08/14/2014	DLC
1,2-Dibromoethane	EPA-8260	U	0.01	1	ug/L	08/14/2014	DLC



CERTIFICATE OF ANALYSIS

CLIENT: Environmental Partners, Inc.
1180 NW Maple St, Suite 310
Issaquah, WA 98027

DATE: 8/19/2014
ALS SDG#: EV14080086
WDOE ACCREDITATION: C601

CLIENT CONTACT: Doug Kunkel
CLIENT PROJECT: Everett Masonic

LABORATORY BLANK RESULTS

MB-081414W - Batch 85149 - Water by EPA-8260

Chlorobenzene	EPA-8260	U	2.0	1	ug/L	08/14/2014	DLC
1,1,1,2-Tetrachloroethane	EPA-8260	U	2.0	1	ug/L	08/14/2014	DLC
Ethylbenzene	EPA-8260	U	2.0	1	ug/L	08/14/2014	DLC
m,p-Xylene	EPA-8260	U	4.0	1	ug/L	08/14/2014	DLC
Styrene	EPA-8260	U	2.0	1	ug/L	08/14/2014	DLC
o-Xylene	EPA-8260	U	2.0	1	ug/L	08/14/2014	DLC
Bromoform	EPA-8260	U	2.0	1	ug/L	08/14/2014	DLC
Isopropylbenzene	EPA-8260	U	2.0	1	ug/L	08/14/2014	DLC
1,1,2,2-Tetrachloroethane	EPA-8260	U	2.0	1	ug/L	08/14/2014	DLC
1,2,3-Trichloropropane	EPA-8260	U	2.0	1	ug/L	08/14/2014	DLC
Bromobenzene	EPA-8260	U	2.0	1	ug/L	08/14/2014	DLC
N-Propyl Benzene	EPA-8260	U	2.0	1	ug/L	08/14/2014	DLC
2-Chlorotoluene	EPA-8260	U	2.0	1	ug/L	08/14/2014	DLC
1,3,5-Trimethylbenzene	EPA-8260	U	2.0	1	ug/L	08/14/2014	DLC
4-Chlorotoluene	EPA-8260	U	2.0	1	ug/L	08/14/2014	DLC
T-Butyl Benzene	EPA-8260	U	2.0	1	ug/L	08/14/2014	DLC
1,2,4-Trimethylbenzene	EPA-8260	U	2.0	1	ug/L	08/14/2014	DLC
S-Butyl Benzene	EPA-8260	U	2.0	1	ug/L	08/14/2014	DLC
P-Isopropyltoluene	EPA-8260	U	2.0	1	ug/L	08/14/2014	DLC
1,3 Dichlorobenzene	EPA-8260	U	2.0	1	ug/L	08/14/2014	DLC
1,4-Dichlorobenzene	EPA-8260	U	2.0	1	ug/L	08/14/2014	DLC
N-Butylbenzene	EPA-8260	U	2.0	1	ug/L	08/14/2014	DLC
1,2-Dichlorobenzene	EPA-8260	U	2.0	1	ug/L	08/14/2014	DLC
1,2-Dibromo 3-Chloropropane	EPA-8260	U	10	1	ug/L	08/14/2014	DLC
1,2,4-Trichlorobenzene	EPA-8260	U	2.0	1	ug/L	08/14/2014	DLC
Hexachlorobutadiene	EPA-8260	U	2.0	1	ug/L	08/14/2014	DLC
Naphthalene	EPA-8260	U	2.0	1	ug/L	08/14/2014	DLC
1,2,3-Trichlorobenzene	EPA-8260	U	2.0	1	ug/L	08/14/2014	DLC

U - Analyte analyzed for but not detected at level above reporting limit.



CERTIFICATE OF ANALYSIS

CLIENT: Environmental Partners, Inc.
1180 NW Maple St, Suite 310
Issaquah, WA 98027

DATE: 8/19/2014
ALS SDG#: EV14080086
WDOE ACCREDITATION: C601

CLIENT CONTACT: Doug Kunkel
CLIENT PROJECT: Everett Masonic

LABORATORY CONTROL SAMPLE RESULTS

ALS Test Batch ID: 85149 - Water by EPA-8260

Table with 7 columns: SPIKED COMPOUND, METHOD, %REC, RPD, QUAL, ANALYSIS DATE, ANALYSIS BY. Rows include various compounds like 1,1-Dichloroethene, Benzene, Trichloroethene, and Toluene.

APPROVED BY

Handwritten signature of Paul Baggett

Laboratory Director



ALS Environmental
 8620 Holly Drive, Suite 100
 Everett, WA 98208
 Phone (425) 356-2600
 Fax (425) 356-2626
 http://www.alsglobal.com

Chain Of Custody/ Laboratory Analysis Request

ALS Job# (Laboratory Use Only)

EVI4080084

Date 8-18-14 Page 1 Of 1

PROJECT ID: <u>Everett Masonic</u>					ANALYSIS REQUESTED										OTHER (Specify)		
REPORT TO COMPANY: <u>EPI</u>					NWTPH-HCID NWTPH-DX NWTPH-GX BTEX by EPA-8021 MTBE by EPA-8021 <input type="checkbox"/> EPA-8260 <input type="checkbox"/> Halogenated Volatiles by EPA 8260 Volatile Organic Compounds by EPA 8260 EPA / EDC by EPA 8260 SIM (water) EPA / EDC by EPA 8260 (soil) Semivolatile Organic Compounds by EPA 8270 <input type="checkbox"/> Polycyclic Aromatic Hydrocarbons (PAH) by EPA-8270 SIM <input type="checkbox"/> PCB <input type="checkbox"/> Pesticides <input type="checkbox"/> by EPA 8081/8082 Metals-MTCA-5 <input type="checkbox"/> RCRA-8 <input type="checkbox"/> Pri Pol <input type="checkbox"/> TAL <input type="checkbox"/> Metals Other (Specify) TCLP-Metals <input type="checkbox"/> VOA <input type="checkbox"/> Semi-Vol <input type="checkbox"/> Pest <input type="checkbox"/> Herbs <input type="checkbox"/>												
PROJECT MANAGER: <u>Doug Kunkel / Monty Busbee</u>																	
ADDRESS: <u>1180 NW Maple St. Ste 310</u>																	
<u>Issaquah WA 98027</u>																	
PHONE: <u>425-395-0010</u> FAX:																	
PO. #: E-MAIL: <u>dougk@epi-wa.com</u>																	
INVOICE TO COMPANY: <u>EPI</u>																	
ATTENTION: <u>tom@epi-wa.com</u>																	
ADDRESS:																	
SAMPLE I.D.	DATE	TIME	TYPE	LAB#													
1. MW-A-081814	8/18/14	1445	water	1											3		
2. MW-B-081814	↓	1359	↓	2											3		
3. MW-C-081814	↓	1320	↓	3											3		
4.																	
5.																	
6.																	
7.																	
8.																	
9.																	
10.																	

SPECIAL INSTRUCTIONS

SIGNATURES (Name, Company, Date, Time):

1. Relinquished By: [Signature] EPI 8-18-14 1539
 Received By: [Signature] ALS, 8/18/14, 1539
 2. Relinquished By: _____
 Received By: _____

TURNAROUND REQUESTED in Business Days*
 Organic, Metals & Inorganic Analysis OTHER:

Standard 5 3 2 1 SAME DAY

Fuels & Hydrocarbon Analysis

5 3 1 SAME DAY

Specify: _____

* Turnaround request less than standard may incur Rush Charges



3600 Fremont Ave. N.
Seattle, WA 98103
T: (206) 352-3790
F: (206) 352-7178
info@fremontanalytical.com

Environmental Partners, Inc.
Monty Busbee
1180 NW Maple Street, Suite 310
Issaquah, WA 98027

RE: Everett Masonic 67002
Lab ID: 1410277

October 29, 2014

Attention Monty Busbee:

Fremont Analytical, Inc. received 3 sample(s) on 10/24/2014 for the analyses presented in the following report.

Volatile Organic Compounds by EPA Method TO-15

This report consists of the following:

- Case Narrative
- Analytical Results
- Applicable Quality Control Summary Reports
- Chain of Custody

All analyses were performed consistent with the Quality Assurance program of Fremont Analytical, Inc. Please contact the laboratory if you should have any questions about the results.

Thank you for using Fremont Analytical.

Sincerely,

A handwritten signature in black ink, appearing to read "Mike Ridgeway", written in a cursive style.

Mike Ridgeway
President



Date: 10/29/2014

CLIENT: Environmental Partners, Inc.
Project: Everett Masonic 67002
Lab Order: 1410277

Work Order Sample Summary

Lab Sample ID	Client Sample ID	Date/Time Collected	Date/Time Received
1410277-001	SSV-1	10/23/2014 1:01 PM	10/24/2014 1:51 PM
1410277-002	SSV-2	10/23/2014 1:06 PM	10/24/2014 1:51 PM
1410277-003	SSV-3	10/23/2014 1:14 PM	10/24/2014 1:51 PM

Note: If no "Time Collected" is supplied, a default of 12:00AM is assigned



Case Narrative

WO#: 1410277

Date: 10/29/2014

CLIENT: Environmental Partners, Inc.

Project: Everett Masonic 67002

I. SAMPLE RECEIPT:

Samples receipt information is recorded on the attached Sample Receipt Checklist.

II. GENERAL REPORTING COMMENTS:

Air samples are reported in ppbv and ug/m3.

The validity of the analytical procedures for which data is reported in this analytical report is determined by the Laboratory Control Sample (LCS) and the Method Blank (MB). The LCS and the MB are processed with the samples to ensure method criteria are achieved throughout the entire analytical process.

III. ANALYSES AND EXCEPTIONS:

Exceptions associated with this report will be footnoted in the analytical results page(s) or the quality control summary page(s) and/or noted below.



Client: Environmental Partners, Inc.

WorkOrder: 1410277

Project: Everett Masonic 67002

Client Sample ID: SSV-1

Date Sampled: 10/23/2014

Lab ID: 1410277-001A

Date Received: 10/24/2014

Sample Type: Summa Canister

Analyte	Concentration		Reporting Limit		Qual	Method	Date/Analyst
<u>Volatile Organic Compounds by EPA Method TO-15</u>							
	(ppbv)	(ug/m ³)	(ppbv)	(ug/m ³)			
1,1,1-Trichloroethane	64.0	349	3.20	17.5		TO-15	10/28/2014 EM
1,1,1,2-Tetrachloroethane	<4.80	<33.0	4.80	33.0		TO-15	10/28/2014 EM
CFC-113	<8.00	<61.3	8.00	61.3		TO-15	10/28/2014 EM
1,1,2-Trichloroethane (TCA)	<0.500	<2.73	0.500	2.73		TO-15	10/28/2014 EM
1,1-Dichloroethane	9.26	37.5	0.200	0.810		TO-15	10/28/2014 EM
1,1-Dichloroethene (DCE)	36.1	143	3.20	12.7		TO-15	10/28/2014 EM
1,2,4-Trichlorobenzene	<4.80	<35.6	4.80	35.6		TO-15	10/28/2014 EM
1,2,4-Trimethylbenzene	<4.80	<23.6	4.80	23.6		TO-15	10/28/2014 EM
1,2-Dibromoethane (EDB)	<3.20	<24.6	3.20	24.6		TO-15	10/28/2014 EM
1,2-Dichlorobenzene	<4.80	<28.9	4.80	28.9		TO-15	10/28/2014 EM
1,2-Dichloroethane	<0.200	<0.809	0.200	0.809		TO-15	10/28/2014 EM
1,2-Dichloropropane	<0.500	<2.31	0.500	2.31		TO-15	10/28/2014 EM
1,3,5-Trimethylbenzene	<4.80	<23.6	4.80	23.6		TO-15	10/28/2014 EM
1,3-Butadiene	<0.500	<1.11	0.500	1.11		TO-15	10/28/2014 EM
1,3-Dichlorobenzene	<4.80	<28.9	4.80	28.9		TO-15	10/28/2014 EM
1,4-Dichlorobenzene	<4.80	<28.9	4.80	28.9		TO-15	10/28/2014 EM
1,4-Dioxane	<1.00	<3.60	1.00	3.60		TO-15	10/28/2014 EM
(MEK) 2-Butanone	<0.500	<1.47	0.500	1.47		TO-15	10/28/2014 EM
2-Hexanone	<16.0	<65.5	16.0	65.5		TO-15	10/28/2014 EM
Isopropyl Alcohol	<16.0	<39.3	16.0	39.3		TO-15	10/28/2014 EM
4-Methyl-2-pentanone (MIBK)	<16.0	<65.5	16.0	65.5		TO-15	10/28/2014 EM
Acetone	157	374	16.0	38.0		TO-15	10/28/2014 EM
Acrolein	<0.500	<1.15	0.500	1.15		TO-15	10/28/2014 EM
Benzene	4.36	13.9	0.200	0.639		TO-15	10/28/2014 EM
Benzyl chloride	<8.00	<41.4	8.00	41.4		TO-15	10/28/2014 EM
Dichlorobromomethane	<0.300	<2.01	0.300	2.01		TO-15	10/28/2014 EM
Bromoform	<3.20	<33.1	3.20	33.1		TO-15	10/28/2014 EM
Bromomethane	<0.500	<1.94	0.500	1.94		TO-15	10/28/2014 EM

Qualifiers:
 B Analyte detected in the associated Method Blank
 E Value above quantitation range
 J Analyte detected below quantitation limits

D Dilution was required
 H Holding times for preparation or analysis exceeded
 ND Not detected at the Reporting Limit



Client: Environmental Partners, Inc.

WorkOrder: 1410277

Project: Everett Masonic 67002

Client Sample ID: SSV-1

Date Sampled: 10/23/2014

Lab ID: 1410277-001A

Date Received: 10/24/2014

Sample Type: Summa Canister

Analyte	Concentration		Reporting Limit		Qual	Method	Date/Analyst
<u>Volatile Organic Compounds by EPA Method TO-15</u>							
	(ppbv)	(ug/m ³)	(ppbv)	(ug/m ³)			
Carbon disulfide	<1.50	<4.67	1.50	4.67		TO-15	10/28/2014 EM
Carbon tetrachloride	0.355	2.23	0.200	1.26		TO-15	10/28/2014 EM
Chlorobenzene	<3.20	<14.7	3.20	14.7		TO-15	10/28/2014 EM
Dibromochloromethane	<8.00	<68.2	8.00	68.2		TO-15	10/28/2014 EM
Chloroethane	1.12	2.95	0.500	1.32		TO-15	10/28/2014 EM
Chloroform	36.4	178	3.20	15.6		TO-15	10/28/2014 EM
Chloromethane	<0.500	<1.03	0.500	1.03		TO-15	10/28/2014 EM
cis-1,2-Dichloroethene	3,650	14,500	3.20	12.7	E	TO-15	10/28/2014 EM
cis-1,3-dichloropropene	<0.500	<2.27	0.500	2.27		TO-15	10/28/2014 EM
Cyclohexane	<0.200	<0.688	0.200	0.688		TO-15	10/28/2014 EM
Dichlorodifluoromethane (CFC-12)	0.502	2.48	0.300	1.48		TO-15	10/28/2014 EM
Dichlorotetrafluoroethane (CFC-114)	<0.500	<3.50	0.500	3.50		TO-15	10/28/2014 EM
Ethyl acetate	<1.00	<3.60	1.00	3.60		TO-15	10/28/2014 EM
Ethylbenzene	<4.80	<20.8	4.80	20.8		TO-15	10/28/2014 EM
Heptane	<8.00	<32.1	8.00	32.1		TO-15	10/28/2014 EM
Hexachlorobutadiene	<16.0	<171	16.0	171		TO-15	10/28/2014 EM
m,p-Xylene	<3.20	<13.9	3.20	13.9		TO-15	10/28/2014 EM
Methyl methacrylate	<0.300	<1.23	0.300	1.23		TO-15	10/28/2014 EM
Methylene chloride	<1.50	<5.21	1.50	5.21		TO-15	10/28/2014 EM
Naphthalene	<4.80	<25.2	4.80	25.2		TO-15	10/28/2014 EM
Hexane	0.749	2.64	0.200	0.705		TO-15	10/28/2014 EM
o-Xylene	<3.20	<13.9	3.20	13.9		TO-15	10/28/2014 EM
4-Ethyltoluene	<4.80	<23.6	4.80	23.6		TO-15	10/28/2014 EM
Propylene	6.22	10.7	0.500	0.861		TO-15	10/28/2014 EM
Styrene	<4.80	<20.4	4.80	20.4		TO-15	10/28/2014 EM
Methyl tert-butyl ether (MTBE)	<0.200	<0.721	0.200	0.721		TO-15	10/28/2014 EM
Tetrachloroethene (PCE)	5,550	37,600	4.80	32.6	E	TO-15	10/28/2014 EM
Tetrahydrofuran	<0.500	<1.47	0.500	1.47		TO-15	10/28/2014 EM

Qualifiers:
 B Analyte detected in the associated Method Blank
 E Value above quantitation range
 J Analyte detected below quantitation limits

D Dilution was required
 H Holding times for preparation or analysis exceeded
 ND Not detected at the Reporting Limit



Client: Environmental Partners, Inc.

WorkOrder: 1410277

Project: Everett Masonic 67002

Client Sample ID: SSV-1

Date Sampled: 10/23/2014

Lab ID: 1410277-001A

Date Received: 10/24/2014

Sample Type: Summa Canister

Analyte	Concentration		Reporting Limit		Qual	Method	Date/Analyst
<u>Volatile Organic Compounds by EPA Method TO-15</u>							
	(ppbv)	(ug/m ³)	(ppbv)	(ug/m ³)			
Toluene	6.66	25.1	0.200	0.754		TO-15	10/28/2014 EM
trans-1,2-Dichloroethene	167	663	3.20	12.7		TO-15	10/28/2014 EM
trans-1,3-dichloropropene	<0.500	<2.27	0.500	2.27		TO-15	10/28/2014 EM
Trichloroethene (TCE)	1,820	9,810	3.20	17.2	E	TO-15	10/28/2014 EM
Trichlorofluoromethane (CFC-11)	0.346	1.94	0.300	1.69		TO-15	10/28/2014 EM
Vinyl acetate	<1.00	<3.52	1.00	3.52		TO-15	10/28/2014 EM
Vinyl chloride	74.4	190	3.20	8.18		TO-15	10/28/2014 EM
Surr: 4-Bromofluorobenzene	113 %Rec	--	70-130	--		TO-15	10/28/2014 EM

Qualifiers:

B	Analyte detected in the associated Method Blank	D	Dilution was required
E	Value above quantitation range	H	Holding times for preparation or analysis exceeded
J	Analyte detected below quantitation limits	ND	Not detected at the Reporting Limit



Client: Environmental Partners, Inc.

WorkOrder: 1410277

Project: Everett Masonic 67002

Client Sample ID: SSV-2

Date Sampled: 10/23/2014

Lab ID: 1410277-002A

Date Received: 10/24/2014

Sample Type: Summa Canister

Analyte	Concentration		Reporting Limit		Qual	Method	Date/Analyst
	(ppbv)	(ug/m ³)	(ppbv)	(ug/m ³)			
1,1,1-Trichloroethane	1.36	7.43	0.200	1.09		TO-15	10/28/2014 EM
1,1,2,2-Tetrachloroethane	<0.300	<2.06	0.300	2.06		TO-15	10/28/2014 EM
CFC-113	<0.500	<3.83	0.500	3.83		TO-15	10/28/2014 EM
1,1,2-Trichloroethane (TCA)	<0.500	<2.73	0.500	2.73		TO-15	10/28/2014 EM
1,1-Dichloroethane	0.268	1.09	0.200	0.810		TO-15	10/28/2014 EM
1,1-Dichloroethene (DCE)	15.6	61.9	3.20	12.7		TO-15	10/28/2014 EM
1,2,4-Trichlorobenzene	<0.300	<2.23	0.300	2.23		TO-15	10/28/2014 EM
1,2,4-Trimethylbenzene	0.891	4.38	0.300	1.47		TO-15	10/28/2014 EM
1,2-Dibromoethane (EDB)	<0.200	<1.54	0.200	1.54		TO-15	10/28/2014 EM
1,2-Dichlorobenzene	<0.300	<1.80	0.300	1.80		TO-15	10/28/2014 EM
1,2-Dichloroethane	<0.200	<0.809	0.200	0.809		TO-15	10/28/2014 EM
1,2-Dichloropropane	<0.500	<2.31	0.500	2.31		TO-15	10/28/2014 EM
1,3,5-Trimethylbenzene	0.575	2.83	0.300	1.47		TO-15	10/28/2014 EM
1,3-Butadiene	<0.500	<1.11	0.500	1.11		TO-15	10/28/2014 EM
1,3-Dichlorobenzene	<0.300	<1.80	0.300	1.80		TO-15	10/28/2014 EM
1,4-Dichlorobenzene	0.492	2.96	0.300	1.80		TO-15	10/28/2014 EM
1,4-Dioxane	<1.00	<3.60	1.00	3.60		TO-15	10/28/2014 EM
(MEK) 2-Butanone	1.95	5.75	0.500	1.47		TO-15	10/28/2014 EM
2-Hexanone	<1.00	<4.10	1.00	4.10		TO-15	10/28/2014 EM
Isopropyl Alcohol	<16.0	<39.3	16.0	39.3		TO-15	10/28/2014 EM
4-Methyl-2-pentanone (MIBK)	<1.00	<4.10	1.00	4.10		TO-15	10/28/2014 EM
Acetone	103	246	16.0	38.0		TO-15	10/28/2014 EM
Acrolein	<0.500	<1.15	0.500	1.15		TO-15	10/28/2014 EM
Benzene	1.37	4.38	0.200	0.639		TO-15	10/28/2014 EM
Benzyl chloride	<0.500	<2.59	0.500	2.59		TO-15	10/28/2014 EM
Dichlorobromomethane	<0.300	<2.01	0.300	2.01		TO-15	10/28/2014 EM
Bromoform	<0.200	<2.07	0.200	2.07		TO-15	10/28/2014 EM
Bromomethane	<0.500	<1.94	0.500	1.94		TO-15	10/28/2014 EM

Qualifiers:
 B Analyte detected in the associated Method Blank
 E Value above quantitation range
 J Analyte detected below quantitation limits

D Dilution was required
 H Holding times for preparation or analysis exceeded
 ND Not detected at the Reporting Limit



Client: Environmental Partners, Inc.

WorkOrder: 1410277

Project: Everett Masonic 67002

Client Sample ID: SSV-2

Date Sampled: 10/23/2014

Lab ID: 1410277-002A

Date Received: 10/24/2014

Sample Type: Summa Canister

Analyte	Concentration		Reporting Limit		Qual	Method	Date/Analyst
<u>Volatile Organic Compounds by EPA Method TO-15</u>							
	(ppbv)	(ug/m ³)	(ppbv)	(ug/m ³)			
Carbon disulfide	<1.50	<4.67	1.50	4.67		TO-15	10/28/2014 EM
Carbon tetrachloride	<0.200	<1.26	0.200	1.26		TO-15	10/28/2014 EM
Chlorobenzene	0.522	2.40	0.200	0.921		TO-15	10/28/2014 EM
Dibromochloromethane	<0.500	<4.26	0.500	4.26		TO-15	10/28/2014 EM
Chloroethane	<0.500	<1.32	0.500	1.32		TO-15	10/28/2014 EM
Chloroform	2.08	10.2	0.200	0.977		TO-15	10/28/2014 EM
Chloromethane	<0.500	<1.03	0.500	1.03		TO-15	10/28/2014 EM
cis-1,2-Dichloroethene	2,480	9,820	3.20	12.7	E	TO-15	10/28/2014 EM
cis-1,3-dichloropropene	<0.500	<2.27	0.500	2.27		TO-15	10/28/2014 EM
Cyclohexane	<0.200	<0.688	0.200	0.688		TO-15	10/28/2014 EM
Dichlorodifluoromethane (CFC-12)	0.510	2.52	0.300	1.48		TO-15	10/28/2014 EM
Dichlorotetrafluoroethane (CFC-114)	<0.500	<3.50	0.500	3.50		TO-15	10/28/2014 EM
Ethyl acetate	<1.00	<3.60	1.00	3.60		TO-15	10/28/2014 EM
Ethylbenzene	0.733	3.18	0.300	1.30		TO-15	10/28/2014 EM
Heptane	1.15	4.63	0.500	2.01		TO-15	10/28/2014 EM
Hexachlorobutadiene	<1.00	<10.7	1.00	10.7		TO-15	10/28/2014 EM
m,p-Xylene	1.32	5.75	0.200	0.868		TO-15	10/28/2014 EM
Methyl methacrylate	<0.300	<1.23	0.300	1.23		TO-15	10/28/2014 EM
Methylene chloride	<1.50	<5.21	1.50	5.21		TO-15	10/28/2014 EM
Naphthalene	<0.300	<1.57	0.300	1.57		TO-15	10/28/2014 EM
Hexane	1.34	4.74	0.200	0.705		TO-15	10/28/2014 EM
o-Xylene	0.544	2.36	0.200	0.868		TO-15	10/28/2014 EM
4-Ethyltoluene	0.808	3.97	0.300	1.47		TO-15	10/28/2014 EM
Propylene	7.70	13.3	0.500	0.861		TO-15	10/28/2014 EM
Styrene	<0.300	<1.28	0.300	1.28		TO-15	10/28/2014 EM
Methyl tert-butyl ether (MTBE)	<0.200	<0.721	0.200	0.721		TO-15	10/28/2014 EM
Tetrachloroethene (PCE)	1,860	12,600	4.80	32.6	E	TO-15	10/28/2014 EM
Tetrahydrofuran	<0.500	<1.47	0.500	1.47		TO-15	10/28/2014 EM

Qualifiers:
 B Analyte detected in the associated Method Blank
 E Value above quantitation range
 J Analyte detected below quantitation limits

D Dilution was required
 H Holding times for preparation or analysis exceeded
 ND Not detected at the Reporting Limit



Client: Environmental Partners, Inc.

WorkOrder: 1410277

Project: Everett Masonic 67002

Client Sample ID: SSV-2

Date Sampled: 10/23/2014

Lab ID: 1410277-002A

Date Received: 10/24/2014

Sample Type: Summa Canister

Analyte	Concentration		Reporting Limit		Qual	Method	Date/Analyst
<u>Volatile Organic Compounds by EPA Method TO-15</u>							
	(ppbv)	(ug/m ³)	(ppbv)	(ug/m ³)			
Toluene	1.53	5.75	0.200	0.754		TO-15	10/28/2014 EM
trans-1,2-Dichloroethene	97.0	385	3.20	12.7		TO-15	10/28/2014 EM
trans-1,3-dichloropropene	<0.500	<2.27	0.500	2.27		TO-15	10/28/2014 EM
Trichloroethene (TCE)	1,120	6,010	3.20	17.2	E	TO-15	10/28/2014 EM
Trichlorofluoromethane (CFC-11)	0.323	1.82	0.300	1.69		TO-15	10/28/2014 EM
Vinyl acetate	<1.00	<3.52	1.00	3.52		TO-15	10/28/2014 EM
Vinyl chloride	19.8	50.7	3.20	8.18		TO-15	10/28/2014 EM
Surr: 4-Bromofluorobenzene	109 %Rec	--	70-130	--		TO-15	10/28/2014 EM

Qualifiers:

B	Analyte detected in the associated Method Blank	D	Dilution was required
E	Value above quantitation range	H	Holding times for preparation or analysis exceeded
J	Analyte detected below quantitation limits	ND	Not detected at the Reporting Limit



Client: Environmental Partners, Inc.

WorkOrder: 1410277

Project: Everett Masonic 67002

Client Sample ID: SSV-3

Date Sampled: 10/23/2014

Lab ID: 1410277-003A

Date Received: 10/24/2014

Sample Type: Summa Canister

Analyte	Concentration		Reporting Limit		Qual	Method	Date/Analyst	
<u>Volatile Organic Compounds by EPA Method TO-15</u>								
	(ppbv)	(ug/m ³)	(ppbv)	(ug/m ³)				
1,1,1-Trichloroethane	27.1	148	3.20	17.5		TO-15	10/28/2014	EM
1,1,2,2-Tetrachloroethane	<4.80	<33.0	4.80	33.0	I	TO-15	10/28/2014	EM
CFC-113	<8.00	<61.3	8.00	61.3	I	TO-15	10/28/2014	EM
1,1,2-Trichloroethane (TCA)	<8.00	<43.7	8.00	43.7		TO-15	10/28/2014	EM
1,1-Dichloroethane	<3.20	<13.0	3.20	13.0		TO-15	10/28/2014	EM
1,1-Dichloroethene (DCE)	3,140	12,500	3.20	12.7	E	TO-15	10/28/2014	EM
1,2,4-Trichlorobenzene	<4.80	<35.6	4.80	35.6	I	TO-15	10/28/2014	EM
1,2,4-Trimethylbenzene	<4.80	<23.6	4.80	23.6	I	TO-15	10/28/2014	EM
1,2-Dibromoethane (EDB)	<3.20	<24.6	3.20	24.6	I	TO-15	10/28/2014	EM
1,2-Dichlorobenzene	<4.80	<28.9	4.80	28.9	I	TO-15	10/28/2014	EM
1,2-Dichloroethane	<3.20	<13.0	3.20	13.0		TO-15	10/28/2014	EM
1,2-Dichloropropane	<8.00	<37.0	8.00	37.0		TO-15	10/28/2014	EM
1,3,5-Trimethylbenzene	<4.80	<23.6	4.80	23.6	I	TO-15	10/28/2014	EM
1,3-Butadiene	<8.00	<17.7	8.00	17.7		TO-15	10/28/2014	EM
1,3-Dichlorobenzene	<4.80	<28.9	4.80	28.9	I	TO-15	10/28/2014	EM
1,4-Dichlorobenzene	<4.80	<28.9	4.80	28.9	I	TO-15	10/28/2014	EM
1,4-Dioxane	<16.0	<57.7	16.0	57.7		TO-15	10/28/2014	EM
(MEK) 2-Butanone	<8.00	<23.6	8.00	23.6		TO-15	10/28/2014	EM
2-Hexanone	<16.0	<65.5	16.0	65.5	I	TO-15	10/28/2014	EM
Isopropyl Alcohol	<16.0	<39.3	16.0	39.3		TO-15	10/28/2014	EM
4-Methyl-2-pentanone (MIBK)	<16.0	<65.5	16.0	65.5	I	TO-15	10/28/2014	EM
Acetone	1,310	3,110	16.0	38.0	E	TO-15	10/28/2014	EM
Acrolein	<8.00	<18.3	8.00	18.3		TO-15	10/28/2014	EM
Benzene	31.5	101	3.20	10.2		TO-15	10/28/2014	EM
Benzyl chloride	<8.00	<41.4	8.00	41.4	I	TO-15	10/28/2014	EM
Dichlorobromomethane	<4.80	<32.2	4.80	32.2		TO-15	10/28/2014	EM
Bromoform	<3.20	<33.1	3.20	33.1	I	TO-15	10/28/2014	EM
Bromomethane	<8.00	<31.1	8.00	31.1		TO-15	10/28/2014	EM

Qualifiers:
 B Analyte detected in the associated Method Blank
 E Value above quantitation range
 J Analyte detected below quantitation limits

D Dilution was required
 H Holding times for preparation or analysis exceeded
 ND Not detected at the Reporting Limit



Client: Environmental Partners, Inc.

WorkOrder: 1410277

Project: Everett Masonic 67002

Client Sample ID: SSV-3

Date Sampled: 10/23/2014

Lab ID: 1410277-003A

Date Received: 10/24/2014

Sample Type: Summa Canister

Analyte	Concentration		Reporting Limit		Qual	Method	Date/Analyst	
<u>Volatile Organic Compounds by EPA Method TO-15</u>								
	(ppbv)	(ug/m ³)	(ppbv)	(ug/m ³)				
Carbon disulfide	<24.0	<74.7	24.0	74.7		TO-15	10/28/2014	EM
Carbon tetrachloride	<3.20	<20.1	3.20	20.1		TO-15	10/28/2014	EM
Chlorobenzene	<3.20	<14.7	3.20	14.7	I	TO-15	10/28/2014	EM
Dibromochloromethane	<8.00	<68.2	8.00	68.2	I	TO-15	10/28/2014	EM
Chloroethane	12.0	31.6	8.00	21.1		TO-15	10/28/2014	EM
Chloroform	78.2	382	3.20	15.6		TO-15	10/28/2014	EM
Chloromethane	<8.00	<16.5	8.00	16.5		TO-15	10/28/2014	EM
cis-1,2-Dichloroethene	8,920	35,400	3.20	12.7	E	TO-15	10/28/2014	EM
cis-1,3-dichloropropene	<8.00	<36.3	8.00	36.3		TO-15	10/28/2014	EM
Cyclohexane	<3.20	<11.0	3.20	11.0		TO-15	10/28/2014	EM
Dichlorodifluoromethane (CFC-12)	<4.80	<23.7	4.80	23.7		TO-15	10/28/2014	EM
Dichlorotetrafluoroethane (CFC-114)	<8.00	<55.9	8.00	55.9		TO-15	10/28/2014	EM
Ethyl acetate	<16.0	<57.7	16.0	57.7		TO-15	10/28/2014	EM
Ethylbenzene	<4.80	<20.8	4.80	20.8	I	TO-15	10/28/2014	EM
Heptane	<8.00	<32.1	8.00	32.1	I	TO-15	10/28/2014	EM
Hexachlorobutadiene	<16.0	<171	16.0	171	I	TO-15	10/28/2014	EM
m,p-Xylene	<3.20	<13.9	3.20	13.9	I	TO-15	10/28/2014	EM
Methyl methacrylate	<4.80	<19.7	4.80	19.7		TO-15	10/28/2014	EM
Methylene chloride	<24.0	<83.4	24.0	83.4		TO-15	10/28/2014	EM
Naphthalene	<4.80	<25.2	4.80	25.2	I	TO-15	10/28/2014	EM
Hexane	<3.20	<11.3	3.20	11.3		TO-15	10/28/2014	EM
o-Xylene	<3.20	<13.9	3.20	13.9	I	TO-15	10/28/2014	EM
4-Ethyltoluene	<4.80	<23.6	4.80	23.6	I	TO-15	10/28/2014	EM
Propylene	53.4	92.0	8.00	13.8		TO-15	10/28/2014	EM
Styrene	<4.80	<20.4	4.80	20.4	I	TO-15	10/28/2014	EM
Methyl tert-butyl ether (MTBE)	<3.20	<11.5	3.20	11.5		TO-15	10/28/2014	EM
Tetrachloroethene (PCE)	3,350	22,800	4.80	32.6	E	TO-15	10/28/2014	EM
Tetrahydrofuran	<8.00	<23.6	8.00	23.6		TO-15	10/28/2014	EM

Qualifiers:

B	Analyte detected in the associated Method Blank	D	Dilution was required
E	Value above quantitation range	H	Holding times for preparation or analysis exceeded
J	Analyte detected below quantitation limits	ND	Not detected at the Reporting Limit



Client: Environmental Partners, Inc.

WorkOrder: 1410277

Project: Everett Masonic 67002

Client Sample ID: SSV-3

Date Sampled: 10/23/2014

Lab ID: 1410277-003A

Date Received: 10/24/2014

Sample Type: Summa Canister

Analyte	Concentration	Reporting Limit	Qual	Method	Date/Analyst
<u>Volatile Organic Compounds by EPA Method TO-15</u>					
	(ppbv)	(ug/m ³)	(ppbv)	(ug/m ³)	
Toluene	72.3	272	3.20	12.1	TO-15 10/28/2014 EM
trans-1,2-Dichloroethene	3,980	15,800	3.20	12.7	E TO-15 10/28/2014 EM
trans-1,3-dichloropropene	<8.00	<36.3	8.00	36.3	TO-15 10/28/2014 EM
Trichloroethene (TCE)	2,730	14,700	3.20	17.2	E TO-15 10/28/2014 EM
Trichlorofluoromethane (CFC-11)	<4.80	<27.0	4.80	27.0	TO-15 10/28/2014 EM
Vinyl acetate	<16.0	<56.3	16.0	56.3	TO-15 10/28/2014 EM
Vinyl chloride	2,780	7,100	3.20	8.18	E TO-15 10/28/2014 EM
Surr: 4-Bromofluorobenzene	3.00 %Rec	--	70-130	--	SI TO-15 10/28/2014 EM

NOTES:

I - Indicates an analyte with an internal standard (Chlorobenzene-d5) that does not meet established acceptance criteria (<50% Drift). Interference prevents determination.

S - Low Quality Control recoveries were observed for this analyte (interference prevents determination).

Qualifiers:	B	Analyte detected in the associated Method Blank	D	Dilution was required
	E	Value above quantitation range	H	Holding times for preparation or analysis exceeded
	J	Analyte detected below quantitation limits	ND	Not detected at the Reporting Limit



Work Order: 1410277
CLIENT: Environmental Partners, Inc.
Project: Everett Masonic 67002

QC SUMMARY REPORT
Volatile Organic Compounds by EPA Method TO-15

Sample ID: 1410292-001AREP	SampType: REP	Units: ppbv	Prep Date: 10/28/2014	RunNo: 17652							
Client ID: BATCH	Batch ID: R17652		Analysis Date: 10/28/2014	SeqNo: 351944							
Analyte	Result	RL	SPK value	SPK Ref Val	%REC	LowLimit	HighLimit	RPD Ref Val	%RPD	RPDLimit	Qual

Analyte	Result	RL	SPK value	SPK Ref Val	%REC	LowLimit	HighLimit	RPD Ref Val	%RPD	RPDLimit	Qual
Propylene	ND	0.500						0		30	
Dichlorodifluoromethane (CFC-12)	ND	0.300						0		30	
Chloromethane	ND	0.500						0		30	
Dichlorotetrafluoroethane (CFC-114)	ND	0.500						0		30	
Vinyl chloride	ND	0.200						0		30	
1,3-Butadiene	ND	0.500						0		30	
Bromomethane	ND	0.500						0		30	
Trichlorofluoromethane (CFC-11)	ND	0.300						0		30	
Chloroethane	ND	0.500						0		30	
Acrolein	ND	0.500						0		30	
1,1-Dichloroethene (DCE)	ND	0.200						0		30	
Acetone	2.32	1.00						2.757	17.2	30	
Isopropyl Alcohol	17.1	1.00						20.30	17.0	30	
Methylene chloride	ND	1.50						0		30	
Carbon disulfide	ND	1.50						0		30	
trans-1,2-Dichloroethene	0.229	0.200						0.2770	19.1	30	
Methyl tert-butyl ether (MTBE)	ND	0.200						0		30	
Hexane	ND	0.200						0		30	
1,1-Dichloroethane	ND	0.200						0		30	
Vinyl acetate	ND	1.00						0		30	
cis-1,2-Dichloroethene	ND	0.200						0		30	
(MEK) 2-Butanone	2.39	0.500						2.822	16.7	30	
Ethyl acetate	ND	1.00						0		30	
Chloroform	ND	0.200						0		30	
Tetrahydrofuran	ND	0.500						0		30	
1,1,1-Trichloroethane	ND	0.200						0		30	
Carbon tetrachloride	ND	0.200						0		30	
1,2-Dichloroethane	ND	0.200						0		30	
Benzene	ND	0.200						0		30	

Qualifiers: B Analyte detected in the associated Method Blank D Dilution was required E Value above quantitation range
H Holding times for preparation or analysis exceeded J Analyte detected below quantitation limits ND Not detected at the Reporting Limit
R RPD outside accepted recovery limits RL Reporting Limit S Spike recovery outside accepted recovery limits



Work Order: 1410277
CLIENT: Environmental Partners, Inc.
Project: Everett Masonic 67002

QC SUMMARY REPORT
Volatile Organic Compounds by EPA Method TO-15

Sample ID: 1410292-001AREP	SampType: REP	Units: ppbv	Prep Date: 10/28/2014	RunNo: 17652
Client ID: BATCH	Batch ID: R17652		Analysis Date: 10/28/2014	SeqNo: 351944

Analyte	Result	RL	SPK value	SPK Ref Val	%REC	LowLimit	HighLimit	RPD Ref Val	%RPD	RPDLimit	Qual
Cyclohexane	ND	0.200						0		30	
Trichloroethene (TCE)	ND	0.200						0		30	
1,2-Dichloropropane	ND	0.500						0		30	
Methyl methacrylate	ND	0.300						0		30	
Dichlorobromomethane	ND	0.300						0		30	
1,4-Dioxane	ND	1.00						0		30	
cis-1,3-dichloropropene	ND	0.500						0		30	
Toluene	0.502	0.200						0.6347	23.3	30	
trans-1,3-dichloropropene	ND	0.500						0		30	
1,1,2-Trichloroethane (TCA)	ND	0.500						0		30	
Tetrachloroethene (PCE)	ND	0.300						0		30	
Dibromochloromethane	ND	0.500						0		30	
1,2-Dibromoethane (EDB)	ND	0.200						0		30	
Chlorobenzene	ND	0.200						0		30	
Ethylbenzene	ND	0.300						0		30	
m,p-Xylene	0.940	0.200						0.9526	1.28	30	
o-Xylene	0.402	0.200						0.4058	0.991	30	
Styrene	ND	0.300						0		30	
Bromoform	ND	0.200						0		30	
1,1,2,2-Tetrachloroethane	ND	0.300						0		30	
1,3,5-Trimethylbenzene	ND	0.300						0		30	
1,2,4-Trimethylbenzene	0.756	0.300						0.7615	0.659	30	
Benzyl chloride	ND	0.500						0		30	
4-Ethyltoluene	0.731	0.300						0.7326	0.178	30	
1,3-Dichlorobenzene	ND	0.300						0		30	
1,4-Dichlorobenzene	ND	0.300						0		30	
1,2-Dichlorobenzene	ND	0.300						0		30	
1,2,4-Trichlorobenzene	ND	0.300						0		30	
Hexachlorobutadiene	ND	1.00						0		30	

Qualifiers:	B Analyte detected in the associated Method Blank	D Dilution was required	E Value above quantitation range
	H Holding times for preparation or analysis exceeded	J Analyte detected below quantitation limits	ND Not detected at the Reporting Limit
	R RPD outside accepted recovery limits	RL Reporting Limit	S Spike recovery outside accepted recovery limits



Work Order: 1410277
CLIENT: Environmental Partners, Inc.
Project: Everett Masonic 67002

QC SUMMARY REPORT
Volatile Organic Compounds by EPA Method TO-15

Sample ID: 1410292-001AREP	SampType: REP	Units: ppbv	Prep Date: 10/28/2014	RunNo: 17652							
Client ID: BATCH	Batch ID: R17652		Analysis Date: 10/28/2014	SeqNo: 351944							
Analyte	Result	RL	SPK value	SPK Ref Val	%REC	LowLimit	HighLimit	RPD Ref Val	%RPD	RPDLimit	Qual
Naphthalene	0.485	0.300						0.5047	3.98	30	
2-Hexanone	ND	1.00						0		30	
4-Methyl-2-pentanone (MIBK)	1.19	1.00						1.352	12.6	30	
CFC-113	ND	0.500						0		30	
Heptane	ND	0.500						0		30	
Surr: 4-Bromofluorobenzene	8.98		10.00		89.8	70	130		0		

Sample ID: LCS-R17652	SampType: LCS	Units: ppbv	Prep Date: 10/27/2014	RunNo: 17652							
Client ID: LCSW	Batch ID: R17652		Analysis Date: 10/27/2014	SeqNo: 351947							
Analyte	Result	RL	SPK value	SPK Ref Val	%REC	LowLimit	HighLimit	RPD Ref Val	%RPD	RPDLimit	Qual
Propylene	10.2	0.500	10.00	0	102	70	130				
Dichlorodifluoromethane (CFC-12)	9.14	0.300	10.00	0	91.4	70	130				
Chloromethane	8.61	0.500	10.00	0	86.1	70	130				
Dichlorotetrafluoroethane (CFC-114)	8.83	0.500	10.00	0	88.3	70	130				
Vinyl chloride	8.75	0.200	10.00	0	87.5	70	130				
1,3-Butadiene	8.88	0.500	10.00	0	88.8	70	130				
Bromomethane	8.46	0.500	10.00	0	84.6	70	130				
Trichlorofluoromethane (CFC-11)	8.91	0.300	10.00	0	89.1	70	130				
Chloroethane	8.71	0.500	10.00	0	87.1	70	130				
Acrolein	10.4	0.500	10.00	0	104	70	130				
1,1-Dichloroethene (DCE)	9.94	0.200	10.00	0	99.4	70	130				
Acetone	9.78	1.00	10.00	0	97.8	70	130				
Isopropyl Alcohol	9.55	1.00	10.00	0	95.5	70	130				
Methylene chloride	8.75	1.50	10.00	0	87.5	70	130				
Carbon disulfide	9.34	1.50	10.00	0	93.4	70	130				
trans-1,2-Dichloroethene	10.1	0.200	10.00	0	101	70	130				
Methyl tert-butyl ether (MTBE)	11.0	0.200	10.00	0	110	70	130				

Qualifiers:

B	Analyte detected in the associated Method Blank	D	Dilution was required	E	Value above quantitation range
H	Holding times for preparation or analysis exceeded	J	Analyte detected below quantitation limits	ND	Not detected at the Reporting Limit
R	RPD outside accepted recovery limits	RL	Reporting Limit	S	Spike recovery outside accepted recovery limits

Work Order: 1410277
CLIENT: Environmental Partners, Inc.
Project: Everett Masonic 67002

QC SUMMARY REPORT
Volatile Organic Compounds by EPA Method TO-15

Sample ID: LCS-R17652	SampType: LCS	Units: ppbv	Prep Date: 10/27/2014	RunNo: 17652							
Client ID: LCSW	Batch ID: R17652		Analysis Date: 10/27/2014	SeqNo: 351947							
Analyte	Result	RL	SPK value	SPK Ref Val	%REC	LowLimit	HighLimit	RPD Ref Val	%RPD	RPDLimit	Qual

Analyte	Result	RL	SPK value	SPK Ref Val	%REC	LowLimit	HighLimit	RPD Ref Val	%RPD	RPDLimit	Qual
Hexane	9.92	0.200	10.00	0	99.2	70	130				
1,1-Dichloroethane	9.24	0.200	10.00	0	92.4	70	130				
Vinyl acetate	10.9	1.00	10.00	0	109	70	130				
cis-1,2-Dichloroethene	10.7	0.200	10.00	0	107	70	130				
(MEK) 2-Butanone	9.66	0.500	10.00	0	96.6	70	130				
Ethyl acetate	11.4	1.00	10.00	0	114	70	130				
Chloroform	9.23	0.200	10.00	0	92.3	70	130				
Tetrahydrofuran	9.80	0.500	10.00	0	98.0	70	130				
1,1,1-Trichloroethane	9.37	0.200	10.00	0	93.7	70	130				
Carbon tetrachloride	9.44	0.200	10.00	0	94.4	70	130				
1,2-Dichloroethane	9.55	0.200	10.00	0	95.5	70	130				
Benzene	10.3	0.200	10.00	0	103	70	130				
Cyclohexane	9.92	0.200	10.00	0	99.2	70	130				
Trichloroethene (TCE)	10.4	0.200	10.00	0	104	70	130				
1,2-Dichloropropane	10.2	0.500	10.00	0	102	70	130				
Methyl methacrylate	10.1	0.300	10.00	0	101	70	130				
Dichlorobromomethane	9.86	0.300	10.00	0	98.6	70	130				
1,4-Dioxane	9.52	1.00	10.00	0	95.2	70	130				
cis-1,3-dichloropropene	11.3	0.500	10.00	0	113	70	130				
Toluene	11.1	0.200	10.00	0	111	70	130				
trans-1,3-dichloropropene	9.58	0.500	10.00	0	95.8	70	130				
1,1,2-Trichloroethane (TCA)	10.7	0.500	10.00	0	107	70	130				
Tetrachloroethene (PCE)	11.1	0.300	10.00	0	111	70	130				
Dibromochloromethane	10.8	0.500	10.00	0	108	70	130				
1,2-Dibromoethane (EDB)	11.2	0.200	10.00	0	112	70	130				
Chlorobenzene	11.2	0.200	10.00	0	112	70	130				
Ethylbenzene	10.0	0.300	10.00	0	100	70	130				
m,p-Xylene	20.5	0.200	20.00	0	103	70	130				
o-Xylene	10.2	0.200	10.00	0	102	70	130				

Qualifiers:	B Analyte detected in the associated Method Blank	D Dilution was required	E Value above quantitation range
	H Holding times for preparation or analysis exceeded	J Analyte detected below quantitation limits	ND Not detected at the Reporting Limit
	R RPD outside accepted recovery limits	RL Reporting Limit	S Spike recovery outside accepted recovery limits



Work Order: 1410277
CLIENT: Environmental Partners, Inc.
Project: Everett Masonic 67002

QC SUMMARY REPORT
Volatile Organic Compounds by EPA Method TO-15

Sample ID: LCS-R17652	SampType: LCS	Units: ppbv	Prep Date: 10/27/2014	RunNo: 17652							
Client ID: LCSW	Batch ID: R17652		Analysis Date: 10/27/2014	SeqNo: 351947							
Analyte	Result	RL	SPK value	SPK Ref Val	%REC	LowLimit	HighLimit	RPD Ref Val	%RPD	RPDLimit	Qual

Styrene	10.1	0.300	10.00	0	101	70	130				
Bromoform	10.1	0.200	10.00	0	101	70	130				
1,1,2,2-Tetrachloroethane	10.8	0.300	10.00	0	108	70	130				
1,3,5-Trimethylbenzene	10.3	0.300	10.00	0	103	70	130				
1,2,4-Trimethylbenzene	10.2	0.300	10.00	0	102	70	130				
Benzyl chloride	11.1	0.500	10.00	0	111	70	130				
4-Ethyltoluene	10.1	0.300	10.00	0	101	70	130				
1,3-Dichlorobenzene	11.1	0.300	10.00	0	111	70	130				
1,4-Dichlorobenzene	9.73	0.300	10.00	0	97.3	70	130				
1,2-Dichlorobenzene	9.75	0.300	10.00	0	97.5	70	130				
1,2,4-Trichlorobenzene	10.5	0.300	10.00	0	105	70	130				
Hexachlorobutadiene	10.1	1.00	10.00	0	101	70	130				
Naphthalene	10.3	0.300	10.00	0	103	70	130				
2-Hexanone	9.89	1.00	10.00	0	98.9	70	130				
4-Methyl-2-pentanone (MIBK)	9.81	1.00	10.00	0	98.1	70	130				
CFC-113	9.16	0.500	10.00	0	91.6	70	130				
Heptane	10.9	0.500	10.00	0	109	70	130				
Surr: 4-Bromofluorobenzene	19.8		20.00		98.9	70	130				

Sample ID: MB-R17652	SampType: MBLK	Units: ppbv	Prep Date: 10/28/2014	RunNo: 17652							
Client ID: MBLKW	Batch ID: R17652		Analysis Date: 10/28/2014	SeqNo: 351948							
Analyte	Result	RL	SPK value	SPK Ref Val	%REC	LowLimit	HighLimit	RPD Ref Val	%RPD	RPDLimit	Qual

Propylene	ND	0.500									
Dichlorodifluoromethane (CFC-12)	ND	0.300									
Chloromethane	ND	0.500									
Dichlorotetrafluoroethane (CFC-114)	ND	0.500									
Vinyl chloride	ND	0.200									

Qualifiers:

B	Analyte detected in the associated Method Blank	D	Dilution was required	E	Value above quantitation range
H	Holding times for preparation or analysis exceeded	J	Analyte detected below quantitation limits	ND	Not detected at the Reporting Limit
R	RPD outside accepted recovery limits	RL	Reporting Limit	S	Spike recovery outside accepted recovery limits



Work Order: 1410277
CLIENT: Environmental Partners, Inc.
Project: Everett Masonic 67002

QC SUMMARY REPORT
Volatile Organic Compounds by EPA Method TO-15

Sample ID: MB-R17652	SampType: MBLK	Units: ppbv	Prep Date: 10/28/2014	RunNo: 17652							
Client ID: MBLKW	Batch ID: R17652		Analysis Date: 10/28/2014	SeqNo: 351948							
Analyte	Result	RL	SPK value	SPK Ref Val	%REC	LowLimit	HighLimit	RPD Ref Val	%RPD	RPDLimit	Qual

1,3-Butadiene	ND	0.500									
Bromomethane	ND	0.500									
Trichlorofluoromethane (CFC-11)	ND	0.300									
Chloroethane	ND	0.500									
Acrolein	ND	0.500									
1,1-Dichloroethene (DCE)	ND	0.200									
Acetone	ND	1.00									
Isopropyl Alcohol	ND	1.00									
Methylene chloride	ND	1.50									
Carbon disulfide	ND	1.50									
trans-1,2-Dichloroethene	ND	0.200									
Methyl tert-butyl ether (MTBE)	ND	0.200									
Hexane	ND	0.200									
1,1-Dichloroethane	ND	0.200									
Vinyl acetate	ND	1.00									
cis-1,2-Dichloroethene	ND	0.200									
(MEK) 2-Butanone	ND	0.500									
Ethyl acetate	ND	1.00									
Chloroform	ND	0.200									
Tetrahydrofuran	ND	0.500									
1,1,1-Trichloroethane	ND	0.200									
Carbon tetrachloride	ND	0.200									
1,2-Dichloroethane	ND	0.200									
Benzene	ND	0.200									
Cyclohexane	ND	0.200									
Trichloroethene (TCE)	ND	0.200									
1,2-Dichloropropane	ND	0.500									
Methyl methacrylate	ND	0.300									
Dichlorobromomethane	ND	0.300									

Qualifiers:	B	Analyte detected in the associated Method Blank	D	Dilution was required	E	Value above quantitation range
	H	Holding times for preparation or analysis exceeded	J	Analyte detected below quantitation limits	ND	Not detected at the Reporting Limit
	R	RPD outside accepted recovery limits	RL	Reporting Limit	S	Spike recovery outside accepted recovery limits



Work Order: 1410277
CLIENT: Environmental Partners, Inc.
Project: Everett Masonic 67002

QC SUMMARY REPORT
Volatile Organic Compounds by EPA Method TO-15

Sample ID: MB-R17652	SampType: MBLK	Units: ppbv	Prep Date: 10/28/2014	RunNo: 17652							
Client ID: MBLKW	Batch ID: R17652		Analysis Date: 10/28/2014	SeqNo: 351948							
Analyte	Result	RL	SPK value	SPK Ref Val	%REC	LowLimit	HighLimit	RPD Ref Val	%RPD	RPDLimit	Qual

1,4-Dioxane	ND	1.00									
cis-1,3-dichloropropene	ND	0.500									
Toluene	ND	0.200									
trans-1,3-dichloropropene	ND	0.500									
1,1,2-Trichloroethane (TCA)	ND	0.500									
Tetrachloroethene (PCE)	ND	0.300									
Dibromochloromethane	ND	0.500									
1,2-Dibromoethane (EDB)	ND	0.200									
Chlorobenzene	ND	0.200									
Ethylbenzene	ND	0.300									
m,p-Xylene	ND	0.200									
o-Xylene	ND	0.200									
Styrene	ND	0.300									
Bromoform	ND	0.200									
1,1,2,2-Tetrachloroethane	ND	0.300									
1,3,5-Trimethylbenzene	ND	0.300									
1,2,4-Trimethylbenzene	ND	0.300									
Benzyl chloride	ND	0.500									
4-Ethyltoluene	ND	0.300									
1,3-Dichlorobenzene	ND	0.300									
1,4-Dichlorobenzene	ND	0.300									
1,2-Dichlorobenzene	ND	0.300									
1,2,4-Trichlorobenzene	ND	0.300									
Hexachlorobutadiene	ND	1.00									
Naphthalene	ND	0.300									
2-Hexanone	ND	1.00									
4-Methyl-2-pentanone (MIBK)	ND	1.00									
CFC-113	ND	0.500									
Heptane	ND	0.500									

Qualifiers:	B	Analyte detected in the associated Method Blank	D	Dilution was required	E	Value above quantitation range
	H	Holding times for preparation or analysis exceeded	J	Analyte detected below quantitation limits	ND	Not detected at the Reporting Limit
	R	RPD outside accepted recovery limits	RL	Reporting Limit	S	Spike recovery outside accepted recovery limits



Date: 10/29/2014

Work Order: 1410277
 CLIENT: Environmental Partners, Inc.
 Project: Everett Masonic 67002

QC SUMMARY REPORT
Volatile Organic Compounds by EPA Method TO-15

Sample ID: MB-R17652	SampType: MBLK	Units: ppbv	Prep Date: 10/28/2014	RunNo: 17652							
Client ID: MBLKW	Batch ID: R17652		Analysis Date: 10/28/2014	SeqNo: 351948							
Analyte	Result	RL	SPK value	SPK Ref Val	%REC	LowLimit	HighLimit	RPD Ref Val	%RPD	RPDLimit	Qual
Surr: 4-Bromofluorobenzene	8.91		10.00		89.1	70	130				

Qualifiers:

B	Analyte detected in the associated Method Blank	D	Dilution was required	E	Value above quantitation range
H	Holding times for preparation or analysis exceeded	J	Analyte detected below quantitation limits	ND	Not detected at the Reporting Limit
R	RPD outside accepted recovery limits	RL	Reporting Limit	S	Spike recovery outside accepted recovery limits

Client Name: **EPI**

 Work Order Number: **1410277**

 Logged by: **Clare Griggs**

 Date Received: **10/24/2014 1:51:00 PM**

Chain of Custody

1. Is Chain of Custody complete? Yes No Not Present
2. How was the sample delivered? Courier

Log In

3. Coolers are present? Yes No NA
- Air Sample**
4. Shipping container/cooler in good condition? Yes No
5. Custody seals intact on shipping container/cooler? Yes No Not Required
6. Was an attempt made to cool the samples? Yes No NA
7. Were all coolers received at a temperature of >0°C to 10.0°C? Yes No NA
8. Sample(s) in proper container(s)? Yes No
9. Sufficient sample volume for indicated test(s)? Yes No
10. Are samples properly preserved? Yes No
11. Was preservative added to bottles? Yes No NA
12. Is the headspace in the VOA vials? Yes No NA
13. Did all samples containers arrive in good condition(unbroken)? Yes No
14. Does paperwork match bottle labels? Yes No
15. Are matrices correctly identified on Chain of Custody? Yes No
16. Is it clear what analyses were requested? Yes No
17. Were all holding times able to be met? Yes No

Special Handling (if applicable)

18. Was client notified of all discrepancies with this order? Yes No NA

Person Notified:	<input type="text"/>	Date:	<input type="text"/>
By Whom:	<input type="text"/>	Via:	<input type="checkbox"/> eMail <input type="checkbox"/> Phone <input type="checkbox"/> Fax <input type="checkbox"/> In Person
Regarding:	<input type="text"/>		
Client Instructions:	<input type="text"/>		

19. Additional remarks:

Item Information



Fremont Analytical

3600 Fremont Ave N
Seattle, WA 98103

Tel: 206-352-3790
Fax: 206-352-7178

Air Chain of Custody Record

Laboratory Project No (internal): 1A10277

Date: 10-24-14

Page: 1 of: 1

Client: EPI

Project Name: Everett Acoustic/67002

Address: 1180 NW Maple St. Ste 310

Location: 220 Olympic Blvd. Everett WA

City, State, Zip: Issaquah WA 98027 Tel: 425-989-4050

Collected by: M. Bush

Reports To (PM): Mary Bush Email: maryb@epi-wa.com

Project No: 67002

Sample Name	Canister Serial #	Sample Date	Sample Time	Indoor/Outdoor	Sample Volume	Container Type	Lab Cert. Vacuum Pressure	Field Initial Sample Pressure	Field Final Sample Pressure	Analysis Requested	Internal	
											Receipt Date	Final (psi)
1 SSV-1	17241	10/23/14	1301	SS		Summa	-30" Hg	-30	-4	TO-15	10/24	-4
2 SSV-2	17244		1306	SS		Summa	-30" Hg	-30	-4	↓	↓	-4
3 SSV-3	17236		1314	SS		Summa	-30" Hg	-30	-4	↓	↓	-4
4												
5												
6												
7												
8												
9												
10												

Condition: _____ Seals Intact: Y N N/A

Special Remarks: _____

Relinquished	Date/Time	Received	Date/Time
x <u>[Signature]</u>	<u>10/23/14</u>	x <u>[Signature]</u>	<u>10-24-14 10:51</u>
Relinquished	Date/Time	Received	Date/Time
x <u>[Signature]</u>		x <u>[Signature]</u>	<u>10/24/14 1351</u>

TAT -> (STD) Rush (specify)



3600 Fremont Ave. N.

Seattle, WA 98103

T: (206) 352-3790

F: (206) 352-7178

info@fremontanalytical.com

Environmental Partners, Inc.

Doug Kunkel

1180 NW Maple Street, Suite 310

Issaquah, WA 98027

RE: Everett Masonic

Lab ID: 1412200

December 23, 2014

Attention Doug Kunkel:

Fremont Analytical, Inc. received 4 sample(s) on 12/16/2014 for the analyses presented in the following report.

Volatile Organic Compounds-EPA Method TO-15 (SIM)

This report consists of the following:

- Case Narrative
- Analytical Results
- Applicable Quality Control Summary Reports
- Chain of Custody

All analyses were performed consistent with the Quality Assurance program of Fremont Analytical, Inc. Please contact the laboratory if you should have any questions about the results.

Thank you for using Fremont Analytical.

Sincerely,

A handwritten signature in black ink, appearing to read "Mike Ridgeway", written in a cursive style.

Mike Ridgeway
President



Date: 12/23/2014

CLIENT: Environmental Partners, Inc.
Project: Everett Masonic
Lab Order: 1412200

Work Order Sample Summary

Lab Sample ID	Client Sample ID	Date/Time Collected	Date/Time Received
1412200-001	IA-2	12/15/2014 12:00 AM	12/16/2014 3:06 PM
1412200-002	IA-3	12/15/2014 12:00 AM	12/16/2014 3:06 PM
1412200-003	IA-1	12/15/2014 12:00 AM	12/16/2014 3:06 PM
1412200-004	BG-1	12/15/2014 12:00 AM	12/16/2014 3:06 PM

Note: If no "Time Collected" is supplied, a default of 12:00AM is assigned

CLIENT: Environmental Partners, Inc.

Project: Everett Masonic

I. SAMPLE RECEIPT:

Samples receipt information is recorded on the attached Sample Receipt Checklist.

II. GENERAL REPORTING COMMENTS:

Air samples are reported in ppbv and ug/m3.

The validity of the analytical procedures for which data is reported in this analytical report is determined by the Laboratory Control Sample (LCS) and the Method Blank (MB). The LCS and the MB are processed with the samples to ensure method criteria are achieved throughout the entire analytical process.

III. ANALYSES AND EXCEPTIONS:

Exceptions associated with this report will be footnoted in the analytical results page(s) or the quality control summary page(s) and/or noted below.



Client: Environmental Partners, Inc.

WorkOrder: 1412200

Project: Everett Masonic

Client Sample ID: IA-2

Date Sampled: 12/15/2014

Lab ID: 1412200-001A

Date Received: 12/16/2014

Sample Type: Summa Canister

Analyte	Concentration		Reporting Limit		Qual	Method	Date/Analyst
Volatile Organic Compounds-EPA Method TO-15 (SIM)							
	(ppbv)	(ug/m ³)	(ppbv)	(ug/m ³)			
1,1,1-Trichloroethane	0.0563	0.307	0.00500	0.0273		TO-15	12/22/2014 JY
1,1-Dichloroethene (DCE)	<0.00900	<0.0357	0.00900	0.0357		TO-15	12/22/2014 JY
Benzene	0.614	1.96	0.0400	0.128		TO-15	12/22/2014 JY
Carbon tetrachloride	0.104	0.657	0.0200	0.126		TO-15	12/22/2014 JY
Chloroform	0.179	0.875	0.0200	0.0977		TO-15	12/22/2014 JY
cis-1,2-Dichloroethene	2.18	8.64	0.0200	0.0793		TO-15	12/22/2014 JY
Tetrachloroethene (PCE)	10.3	70.0	0.800	5.43		TO-15	12/22/2014 JY
trans-1,2-Dichloroethene	<0.00600	<0.0238	0.00600	0.0238		TO-15	12/22/2014 JY
Trichloroethene (TCE)	0.713	3.83	0.0170	0.0914		TO-15	12/22/2014 JY
Vinyl chloride	<0.0850	<0.217	0.0850	0.217		TO-15	12/22/2014 JY
Surr: 4-Bromofluorobenzene	98.3 %Rec	--	70-130	--		TO-15	12/22/2014 JY

Qualifiers:

B	Analyte detected in the associated Method Blank	D	Dilution was required
E	Value above quantitation range	H	Holding times for preparation or analysis exceeded
J	Analyte detected below quantitation limits	ND	Not detected at the Reporting Limit



Client: Environmental Partners, Inc.

WorkOrder: 1412200

Project: Everett Masonic

Client Sample ID: IA-3

Date Sampled: 12/15/2014

Lab ID: 1412200-002A

Date Received: 12/16/2014

Sample Type: Summa Canister

Analyte	Concentration		Reporting Limit		Qual	Method	Date/Analyst
Volatile Organic Compounds-EPA Method TO-15 (SIM)							
	(ppbv)	(ug/m ³)	(ppbv)	(ug/m ³)			
1,1,1-Trichloroethane	<0.00500	<0.0273	0.00500	0.0273		TO-15	12/23/2014 JY
1,1-Dichloroethene (DCE)	<0.00900	<0.0357	0.00900	0.0357		TO-15	12/23/2014 JY
Benzene	0.446	1.43	0.0400	0.128		TO-15	12/23/2014 JY
Carbon tetrachloride	0.0899	0.566	0.0200	0.126		TO-15	12/23/2014 JY
Chloroform	0.0922	0.450	0.0200	0.0977		TO-15	12/23/2014 JY
cis-1,2-Dichloroethene	<0.0200	<0.0793	0.0200	0.0793		TO-15	12/23/2014 JY
Tetrachloroethene (PCE)	0.957	6.49	0.0500	0.339		TO-15	12/23/2014 JY
trans-1,2-Dichloroethene	<0.00600	<0.0238	0.00600	0.0238		TO-15	12/23/2014 JY
Trichloroethene (TCE)	<0.0170	<0.0914	0.0170	0.0914		TO-15	12/23/2014 JY
Vinyl chloride	<0.0850	<0.217	0.0850	0.217		TO-15	12/23/2014 JY
Surr: 4-Bromofluorobenzene	95.1 %Rec	--	70-130	--		TO-15	12/23/2014 JY

Qualifiers:

B	Analyte detected in the associated Method Blank	D	Dilution was required
E	Value above quantitation range	H	Holding times for preparation or analysis exceeded
J	Analyte detected below quantitation limits	ND	Not detected at the Reporting Limit



Client: Environmental Partners, Inc.

WorkOrder: 1412200

Project: Everett Masonic

Client Sample ID: IA-1

Date Sampled: 12/15/2014

Lab ID: 1412200-003A

Date Received: 12/16/2014

Sample Type: Summa Canister

Analyte	Concentration		Reporting Limit		Qual	Method	Date/Analyst	
Volatile Organic Compounds-EPA Method TO-15 (SIM)								
	(ppbv)	(ug/m ³)	(ppbv)	(ug/m ³)				
1,1,1-Trichloroethane	0.518	2.83	0.00500	0.0273		TO-15	12/23/2014	JY
1,1-Dichloroethene (DCE)	0.114	0.454	0.00900	0.0357		TO-15	12/23/2014	JY
Benzene	0.581	1.86	0.0400	0.128		TO-15	12/23/2014	JY
Carbon tetrachloride	0.112	0.705	0.0200	0.126		TO-15	12/23/2014	JY
Chloroform	0.573	2.80	0.0200	0.0977		TO-15	12/23/2014	JY
cis-1,2-Dichloroethene	6.62	26.2	0.320	1.27	E	TO-15	12/23/2014	JY
Tetrachloroethene (PCE)	132	893	0.800	5.43	E	TO-15	12/23/2014	JY
trans-1,2-Dichloroethene	0.214	0.849	0.00600	0.0238		TO-15	12/23/2014	JY
Trichloroethene (TCE)	4.16	22.3	0.0170	0.0914		TO-15	12/23/2014	JY
Vinyl chloride	0.177	0.451	0.0850	0.217		TO-15	12/23/2014	JY
Surr: 4-Bromofluorobenzene	96.1 %Rec	--	70-130	--		TO-15	12/23/2014	JY

Qualifiers:

B	Analyte detected in the associated Method Blank	D	Dilution was required
E	Value above quantitation range	H	Holding times for preparation or analysis exceeded
J	Analyte detected below quantitation limits	ND	Not detected at the Reporting Limit



Client: Environmental Partners, Inc.

WorkOrder: 1412200

Project: Everett Masonic

Client Sample ID: BG-1

Date Sampled: 12/15/2014

Lab ID: 1412200-004A

Date Received: 12/16/2014

Sample Type: Summa Canister

Analyte	Concentration		Reporting Limit		Qual	Method	Date/Analyst
Volatile Organic Compounds-EPA Method TO-15 (SIM)							
	(ppbv)	(ug/m ³)	(ppbv)	(ug/m ³)			
1,1,1-Trichloroethane	<0.00500	<0.0273	0.00500	0.0273		TO-15	12/23/2014 JY
1,1-Dichloroethene (DCE)	<0.00900	<0.0357	0.00900	0.0357		TO-15	12/23/2014 JY
Benzene	0.252	0.807	0.0400	0.128		TO-15	12/23/2014 JY
Carbon tetrachloride	0.0941	0.592	0.0200	0.126		TO-15	12/23/2014 JY
Chloroform	<0.0200	<0.0977	0.0200	0.0977		TO-15	12/23/2014 JY
cis-1,2-Dichloroethene	<0.0200	<0.0793	0.0200	0.0793		TO-15	12/23/2014 JY
Tetrachloroethene (PCE)	0.244	1.66	0.0500	0.339		TO-15	12/23/2014 JY
trans-1,2-Dichloroethene	<0.00600	<0.0238	0.00600	0.0238		TO-15	12/23/2014 JY
Trichloroethene (TCE)	<0.0170	<0.0914	0.0170	0.0914		TO-15	12/23/2014 JY
Vinyl chloride	<0.0850	<0.217	0.0850	0.217		TO-15	12/23/2014 JY
Surr: 4-Bromofluorobenzene	93.9 %Rec	--	70-130	--		TO-15	12/23/2014 JY

Qualifiers:

B	Analyte detected in the associated Method Blank	D	Dilution was required
E	Value above quantitation range	H	Holding times for preparation or analysis exceeded
J	Analyte detected below quantitation limits	ND	Not detected at the Reporting Limit

Work Order: 1412200
CLIENT: Environmental Partners, Inc.
Project: Everett Masonic

QC SUMMARY REPORT
Volatile Organic Compounds-EPA Method TO-15 (SIM)

Analyte	Result	RL	SPK value	SPK Ref Val	%REC	LowLimit	HighLimit	RPD Ref Val	%RPD	RPDLimit	Qual
Vinyl chloride	ND	0.0850						0		30	
1,1-Dichloroethene (DCE)	ND	0.00900						0		30	
trans-1,2-Dichloroethene	ND	0.00600						0		30	
cis-1,2-Dichloroethene	1.93	0.0200						2.180	12.1	30	
Chloroform	0.158	0.0200						0.1791	12.6	30	
1,1,1-Trichloroethane	0.0578	0.00500						0.05630	2.63	30	
Carbon tetrachloride	0.103	0.0200						0.1044	0.962	30	
Benzene	0.576	0.0400						0.6143	6.47	30	
Trichloroethene (TCE)	0.639	0.0170						0.7129	10.9	30	
Tetrachloroethene (PCE)	15.8	0.0500						17.11	8.26	30	E
Surr: 4-Bromofluorobenzene	9.80		10.00		98.0	70	130		0		

Analyte	Result	RL	SPK value	SPK Ref Val	%REC	LowLimit	HighLimit	RPD Ref Val	%RPD	RPDLimit	Qual
Vinyl chloride	8.79	0.0850	10.00	0	87.9	70	130				
1,1-Dichloroethene (DCE)	9.41	0.00900	10.00	0	94.1	70	130				
trans-1,2-Dichloroethene	9.41	0.00600	10.00	0	94.1	70	130				
cis-1,2-Dichloroethene	9.64	0.0200	10.00	0	96.4	70	130				
Chloroform	9.65	0.0200	10.00	0	96.5	70	130				
1,1,1-Trichloroethane	9.60	0.00500	10.00	0	96.0	70	130				
Carbon tetrachloride	9.60	0.0200	10.00	0	96.0	70	130				
Benzene	9.91	0.0400	10.00	0	99.1	70	130				
Trichloroethene (TCE)	10.4	0.0170	10.00	0	104	70	130				
Tetrachloroethene (PCE)	10.3	0.0500	10.00	0	103	70	130				
Surr: 4-Bromofluorobenzene	40.4		40.00		101	70	130				

Qualifiers:
B Analyte detected in the associated Method Blank
D Dilution was required
E Value above quantitation range
H Holding times for preparation or analysis exceeded
J Analyte detected below quantitation limits
ND Not detected at the Reporting Limit
R RPD outside accepted recovery limits
RL Reporting Limit
S Spike recovery outside accepted recovery limits



Work Order: 1412200
 CLIENT: Environmental Partners, Inc.
 Project: Everett Masonic

QC SUMMARY REPORT
Volatile Organic Compounds-EPA Method TO-15 (SIM)

Sample ID: MB-R18775	SampType: MBLK	Units: ppbv	Prep Date: 12/22/2014	RunNo: 18775							
Client ID: MBLKW	Batch ID: R18775		Analysis Date: 12/22/2014	SeqNo: 374024							
Analyte	Result	RL	SPK value	SPK Ref Val	%REC	LowLimit	HighLimit	RPD Ref Val	%RPD	RPDLimit	Qual

Vinyl chloride	ND	0.0850									
1,1-Dichloroethene (DCE)	ND	0.00900									
trans-1,2-Dichloroethene	ND	0.00600									
cis-1,2-Dichloroethene	ND	0.0200									
Chloroform	ND	0.0200									
1,1,1-Trichloroethane	ND	0.00500									
Carbon tetrachloride	ND	0.0200									
Benzene	ND	0.0400									
Trichloroethene (TCE)	ND	0.0170									
Tetrachloroethene (PCE)	ND	0.0500									
Surr: 4-Bromofluorobenzene	9.20		10.00		92.0	70	130				

Qualifiers:

B	Analyte detected in the associated Method Blank	D	Dilution was required	E	Value above quantitation range
H	Holding times for preparation or analysis exceeded	J	Analyte detected below quantitation limits	ND	Not detected at the Reporting Limit
R	RPD outside accepted recovery limits	RL	Reporting Limit	S	Spike recovery outside accepted recovery limits

Client Name: **EPI**
 Logged by: **Clare Griggs**

 Work Order Number: **1412200**
 Date Received: **12/16/2014 3:06:00 PM**

Chain of Custody

1. Is Chain of Custody complete? Yes No Not Present
2. How was the sample delivered? Client

Log In

3. Coolers are present? Yes No NA

Air Samples

4. Shipping container/cooler in good condition? Yes No
5. Custody seals intact on shipping container/cooler? Yes No Not Required
6. Was an attempt made to cool the samples? Yes No NA
7. Were all coolers received at a temperature of >0°C to 10.0°C? Yes No NA
8. Sample(s) in proper container(s)? Yes No
9. Sufficient sample volume for indicated test(s)? Yes No
10. Are samples properly preserved? Yes No
11. Was preservative added to bottles? Yes No NA
12. Is the headspace in the VOA vials? Yes No NA
13. Did all samples containers arrive in good condition(unbroken)? Yes No
14. Does paperwork match bottle labels? Yes No
15. Are matrices correctly identified on Chain of Custody? Yes No
16. Is it clear what analyses were requested? Yes No
17. Were all holding times able to be met? Yes No

Special Handling (if applicable)

18. Was client notified of all discrepancies with this order? Yes No NA

Person Notified:	<input type="text"/>	Date:	<input type="text"/>
By Whom:	<input type="text"/>	Via:	<input type="checkbox"/> eMail <input type="checkbox"/> Phone <input type="checkbox"/> Fax <input type="checkbox"/> In Person
Regarding:	<input type="text"/>		
Client Instructions:	<input type="text"/>		

19. Additional remarks:

Item Information



Fremont Analytical

Air Chain of Custody Record

3600 Fremont Ave N.
Seattle, WA 98103

Tel: 206-352-3790
Fax: 206-352-7178

Date: _____

Laboratory Project No (Internal): 14122.00
Page: 1 of 1

Client: Environmental Portraits Inc.
Address: 1180 NW Maple St. Ste 310
City, State, Zip: Issaquah WA 98027

Project Name: Everett Masonic
Location: 220 Olympic Blvd Everett WA
Collected by: M. Busbee

Reports To (PM): Doug Kunkel

Email: dougk@epi-wa.com

Project No: 67002

Sample Name	Canister Serial #	Sample Date	Sample Time	Indoor/Outdoor	Sample Volume	Container Type	Lab Cert. Vacuum Pressure	Field Initial Sample Pressure	Field Final Sample Pressure	Barometric Pressure	Analysis Requested	Internal	
												Receipt Date	Final (psi)
1 (not used)	13968										FOR ALL: TO-15 SIM		
2 10 FR8											for: PCE, TCE;		
3 IA-2	12668	12/15/14	1634	I	6L Sample		-30	-4			cis-1,2-DCE; trans-1,2-DCE	-4	5/16
4 04 FR8											Vinyl Chloride;		
5 IA-3	15423	12/15/14	1632	I	6L Sample		-29	-4			Carbon tetrachloride;	-4	5/16
6 01 FR8											1,1,1-TCA; 1,1-DCE;		
7 IA-1	15424	12/15/14	1659	I	6L Sample		-30	-4			Chloroform,	A	5/16
8 3 FV											Benzene.		
9 BG-1	15422	12/15/14	1643	O	6L Sample		-30	-6				-6	6/16
10													

Condition: _____ Seals Intact: Y N N/A

Relinquished [Signature] Date/Time 12/16/14 15:06 Received [Signature] Date/Time 12/16/14 15:06

Relinquished _____ Date/Time _____ Received _____ Date/Time _____

Special Remarks:

TAT -> STD Rush (specify)



3600 Fremont Ave. N.

Seattle, WA 98103

T: (206) 352-3790

F: (206) 352-7178

info@fremontanalytical.com

Environmental Partners, Inc.

Doug Kunkel

1180 NW Maple Street, Suite 310

Issaquah, WA 98027

RE: Everett Masonic

Lab ID: 1501104

January 21, 2015

Attention Doug Kunkel:

Fremont Analytical, Inc. received 6 sample(s) on 1/14/2015 for the analyses presented in the following report.

Volatile Organic Compounds-EPA Method TO-15 (SIM)

This report consists of the following:

- Case Narrative
- Analytical Results
- Applicable Quality Control Summary Reports
- Chain of Custody

All analyses were performed consistent with the Quality Assurance program of Fremont Analytical, Inc. Please contact the laboratory if you should have any questions about the results.

Thank you for using Fremont Analytical.

Sincerely,

A handwritten signature in black ink, appearing to read "Mike Ridgeway".

Mike Ridgeway
President



Date: 01/21/2015

CLIENT: Environmental Partners, Inc.
Project: Everett Masonic
Lab Order: 1501104

Work Order Sample Summary

Lab Sample ID	Client Sample ID	Date/Time Collected	Date/Time Received
1501104-001	IA-7	01/13/2015 4:58 PM	01/14/2015 1:00 PM
1501104-002	IA-4	01/13/2015 5:11 PM	01/14/2015 1:00 PM
1501104-003	BG-2	01/13/2015 5:25 PM	01/14/2015 1:00 PM
1501104-004	IA-6	01/13/2015 4:20 PM	01/14/2015 1:00 PM
1501104-005	IA-5	01/13/2015 12:00 AM	01/14/2015 1:00 PM
1501104-006	IA-8	01/13/2015 4:22 PM	01/14/2015 1:00 PM

Note: If no "Time Collected" is supplied, a default of 12:00AM is assigned

CLIENT: Environmental Partners, Inc.

Project: Everett Masonic

I. SAMPLE RECEIPT:

Samples receipt information is recorded on the attached Sample Receipt Checklist.

II. GENERAL REPORTING COMMENTS:

Air samples are reported in ppbv and ug/m3.

The validity of the analytical procedures for which data is reported in this analytical report is determined by the Laboratory Control Sample (LCS) and the Method Blank (MB). The LCS and the MB are processed with the samples to ensure method criteria are achieved throughout the entire analytical process.

III. ANALYSES AND EXCEPTIONS:

Exceptions associated with this report will be footnoted in the analytical results page(s) or the quality control summary page(s) and/or noted below.



Client: Environmental Partners, Inc.

WorkOrder: 1501104

Project: Everett Masonic

Client Sample ID: IA-7

Date Sampled: 1/13/2015

Lab ID: 1501104-001A

Date Received: 1/14/2015

Sample Type: Summa Canister

Analyte	Concentration		Reporting Limit		Qual	Method	Date/Analyst
Volatile Organic Compounds-EPA Method TO-15 (SIM)							
	(ppbv)	(ug/m ³)	(ppbv)	(ug/m ³)			
1,1,1-Trichloroethane	<0.00500	<0.0273	0.00500	0.0273		TO-15	01/18/2015 JY
1,1-Dichloroethene (DCE)	<0.00900	<0.0357	0.00900	0.0357		TO-15	01/18/2015 JY
Benzene	0.458	1.46	0.0400	0.128		TO-15	01/18/2015 JY
Carbon tetrachloride	0.0895	0.563	0.0200	0.126		TO-15	01/18/2015 JY
Chloroform	0.134	0.654	0.0200	0.0977		TO-15	01/18/2015 JY
cis-1,2-Dichloroethene	0.260	1.03	0.0200	0.0793		TO-15	01/18/2015 JY
Tetrachloroethene (PCE)	10.5	71.2	0.200	1.36		TO-15	01/19/2015 JY
trans-1,2-Dichloroethene	<0.00600	<0.0238	0.00600	0.0238		TO-15	01/18/2015 JY
Trichloroethene (TCE)	0.138	0.742	0.0170	0.0914		TO-15	01/18/2015 JY
Vinyl chloride	<0.0850	<0.217	0.0850	0.217		TO-15	01/18/2015 JY
Surr: 4-Bromofluorobenzene	96.5 %Rec	--	70-130	--		TO-15	01/18/2015 JY

Qualifiers:

B	Analyte detected in the associated Method Blank	D	Dilution was required
E	Value above quantitation range	H	Holding times for preparation or analysis exceeded
J	Analyte detected below quantitation limits	ND	Not detected at the Reporting Limit



Client: Environmental Partners, Inc.

WorkOrder: 1501104

Project: Everett Masonic

Client Sample ID: IA-4

Date Sampled: 1/13/2015

Lab ID: 1501104-002A

Date Received: 1/14/2015

Sample Type: Summa Canister

Analyte	Concentration		Reporting Limit		Qual	Method	Date/Analyst
Volatile Organic Compounds-EPA Method TO-15 (SIM)							
	(ppbv)	(ug/m ³)	(ppbv)	(ug/m ³)			
1,1,1-Trichloroethane	0.0416	0.227	0.00500	0.0273		TO-15	01/18/2015 JY
1,1-Dichloroethene (DCE)	<0.00900	<0.0357	0.00900	0.0357		TO-15	01/18/2015 JY
Benzene	1.25	3.99	0.0400	0.128		TO-15	01/18/2015 JY
Carbon tetrachloride	0.109	0.687	0.0200	0.126		TO-15	01/18/2015 JY
Chloroform	0.973	4.75	0.0200	0.0977		TO-15	01/18/2015 JY
cis-1,2-Dichloroethene	0.396	1.57	0.0200	0.0793		TO-15	01/18/2015 JY
Tetrachloroethene (PCE)	14.1	95.7	0.200	1.36		TO-15	01/19/2015 JY
trans-1,2-Dichloroethene	<0.00600	<0.0238	0.00600	0.0238		TO-15	01/18/2015 JY
Trichloroethene (TCE)	0.245	1.32	0.0170	0.0914		TO-15	01/18/2015 JY
Vinyl chloride	<0.0850	<0.217	0.0850	0.217		TO-15	01/18/2015 JY
Surr: 4-Bromofluorobenzene	97.1 %Rec	--	70-130	--		TO-15	01/18/2015 JY

Qualifiers:

B	Analyte detected in the associated Method Blank	D	Dilution was required
E	Value above quantitation range	H	Holding times for preparation or analysis exceeded
J	Analyte detected below quantitation limits	ND	Not detected at the Reporting Limit



Client: Environmental Partners, Inc.

WorkOrder: 1501104

Project: Everett Masonic

Client Sample ID: BG-2

Date Sampled: 1/13/2015

Lab ID: 1501104-003A

Date Received: 1/14/2015

Sample Type: Summa Canister

Analyte	Concentration		Reporting Limit		Qual	Method	Date/Analyst
Volatile Organic Compounds-EPA Method TO-15 (SIM)							
	(ppbv)	(ug/m ³)	(ppbv)	(ug/m ³)			
1,1,1-Trichloroethane	<0.00500	<0.0273	0.00500	0.0273		TO-15	01/18/2015 JY
1,1-Dichloroethene (DCE)	<0.00900	<0.0357	0.00900	0.0357		TO-15	01/18/2015 JY
Benzene	0.402	1.29	0.0400	0.128		TO-15	01/18/2015 JY
Carbon tetrachloride	0.0883	0.556	0.0200	0.126		TO-15	01/18/2015 JY
Chloroform	<0.0200	<0.0977	0.0200	0.0977		TO-15	01/18/2015 JY
cis-1,2-Dichloroethene	<0.0200	<0.0793	0.0200	0.0793		TO-15	01/18/2015 JY
Tetrachloroethene (PCE)	0.258	1.75	0.0500	0.339		TO-15	01/18/2015 JY
trans-1,2-Dichloroethene	<0.00600	<0.0238	0.00600	0.0238		TO-15	01/18/2015 JY
Trichloroethene (TCE)	<0.0170	<0.0914	0.0170	0.0914		TO-15	01/18/2015 JY
Vinyl chloride	<0.0850	<0.217	0.0850	0.217		TO-15	01/18/2015 JY
Surr: 4-Bromofluorobenzene	88.3 %Rec	--	70-130	--		TO-15	01/18/2015 JY

Qualifiers:

B	Analyte detected in the associated Method Blank	D	Dilution was required
E	Value above quantitation range	H	Holding times for preparation or analysis exceeded
J	Analyte detected below quantitation limits	ND	Not detected at the Reporting Limit



Client: Environmental Partners, Inc.

WorkOrder: 1501104

Project: Everett Masonic

Client Sample ID: IA-6

Date Sampled: 1/13/2015

Lab ID: 1501104-004A

Date Received: 1/14/2015

Sample Type: Summa Canister

Analyte	Concentration		Reporting Limit		Qual	Method	Date/Analyst
Volatile Organic Compounds-EPA Method TO-15 (SIM)							
	(ppbv)	(ug/m ³)	(ppbv)	(ug/m ³)			
1,1,1-Trichloroethane	<0.00500	<0.0273	0.00500	0.0273		TO-15	01/18/2015 JY
1,1-Dichloroethene (DCE)	<0.00900	<0.0357	0.00900	0.0357		TO-15	01/18/2015 JY
Benzene	0.512	1.64	0.0400	0.128		TO-15	01/18/2015 JY
Carbon tetrachloride	0.0914	0.575	0.0200	0.126		TO-15	01/18/2015 JY
Chloroform	0.116	0.566	0.0200	0.0977		TO-15	01/18/2015 JY
cis-1,2-Dichloroethene	0.243	0.964	0.0200	0.0793		TO-15	01/18/2015 JY
Tetrachloroethene (PCE)	9.49	64.4	0.200	1.36		TO-15	01/19/2015 JY
trans-1,2-Dichloroethene	<0.00600	<0.0238	0.00600	0.0238		TO-15	01/18/2015 JY
Trichloroethene (TCE)	0.142	0.762	0.0170	0.0914		TO-15	01/18/2015 JY
Vinyl chloride	<0.0850	<0.217	0.0850	0.217		TO-15	01/18/2015 JY
Surr: 4-Bromofluorobenzene	96.2 %Rec	--	70-130	--		TO-15	01/18/2015 JY

Qualifiers:

B	Analyte detected in the associated Method Blank	D	Dilution was required
E	Value above quantitation range	H	Holding times for preparation or analysis exceeded
J	Analyte detected below quantitation limits	ND	Not detected at the Reporting Limit



Client: Environmental Partners, Inc.

WorkOrder: 1501104

Project: Everett Masonic

Client Sample ID: IA-5

Date Sampled: 1/13/2015

Lab ID: 1501104-005A

Date Received: 1/14/2015

Sample Type: Summa Canister

Analyte	Concentration		Reporting Limit		Qual	Method	Date/Analyst
Volatile Organic Compounds-EPA Method TO-15 (SIM)							
	(ppbv)	(ug/m ³)	(ppbv)	(ug/m ³)			
1,1,1-Trichloroethane	<0.00500	<0.0273	0.00500	0.0273		TO-15	01/18/2015 JY
1,1-Dichloroethene (DCE)	<0.00900	<0.0357	0.00900	0.0357		TO-15	01/18/2015 JY
Benzene	0.501	1.60	0.0400	0.128		TO-15	01/18/2015 JY
Carbon tetrachloride	0.0913	0.574	0.0200	0.126		TO-15	01/18/2015 JY
Chloroform	0.152	0.742	0.0200	0.0977		TO-15	01/18/2015 JY
cis-1,2-Dichloroethene	0.392	1.56	0.0200	0.0793		TO-15	01/18/2015 JY
Tetrachloroethene (PCE)	13.9	94.5	0.200	1.36		TO-15	01/20/2015 JY
trans-1,2-Dichloroethene	<0.00600	<0.0238	0.00600	0.0238		TO-15	01/18/2015 JY
Trichloroethene (TCE)	0.211	1.13	0.0170	0.0914		TO-15	01/18/2015 JY
Vinyl chloride	<0.0850	<0.217	0.0850	0.217		TO-15	01/18/2015 JY
Surr: 4-Bromofluorobenzene	95.7 %Rec	--	70-130	--		TO-15	01/18/2015 JY

Qualifiers:

B	Analyte detected in the associated Method Blank	D	Dilution was required
E	Value above quantitation range	H	Holding times for preparation or analysis exceeded
J	Analyte detected below quantitation limits	ND	Not detected at the Reporting Limit



Client: Environmental Partners, Inc.

WorkOrder: 1501104

Project: Everett Masonic

Client Sample ID: IA-8

Date Sampled: 1/13/2015

Lab ID: 1501104-006A

Date Received: 1/14/2015

Sample Type: Summa Canister

Analyte	Concentration		Reporting Limit		Qual	Method	Date/Analyst
Volatile Organic Compounds-EPA Method TO-15 (SIM)							
	(ppbv)	(ug/m ³)	(ppbv)	(ug/m ³)			
1,1,1-Trichloroethane	<0.00500	<0.0273	0.00500	0.0273		TO-15	01/18/2015 JY
1,1-Dichloroethene (DCE)	<0.00900	<0.0357	0.00900	0.0357		TO-15	01/18/2015 JY
Benzene	0.434	1.39	0.0400	0.128		TO-15	01/18/2015 JY
Carbon tetrachloride	0.0891	0.561	0.0200	0.126		TO-15	01/18/2015 JY
Chloroform	0.116	0.566	0.0200	0.0977		TO-15	01/18/2015 JY
cis-1,2-Dichloroethene	0.0735	0.291	0.0200	0.0793		TO-15	01/18/2015 JY
Tetrachloroethene (PCE)	3.26	22.1	0.0500	0.339		TO-15	01/18/2015 JY
trans-1,2-Dichloroethene	<0.00600	<0.0238	0.00600	0.0238		TO-15	01/18/2015 JY
Trichloroethene (TCE)	0.0494	0.265	0.0170	0.0914		TO-15	01/18/2015 JY
Vinyl chloride	<0.0850	<0.217	0.0850	0.217		TO-15	01/18/2015 JY
Surr: 4-Bromofluorobenzene	93.9 %Rec	--	70-130	--		TO-15	01/18/2015 JY

Qualifiers:

B	Analyte detected in the associated Method Blank	D	Dilution was required
E	Value above quantitation range	H	Holding times for preparation or analysis exceeded
J	Analyte detected below quantitation limits	ND	Not detected at the Reporting Limit

Work Order: 1501104
CLIENT: Environmental Partners, Inc.
Project: Everett Masonic

QC SUMMARY REPORT
Volatile Organic Compounds-EPA Method TO-15 (SIM)

Sample ID: 1501104-001AREP	SampType: REP	Units: ppbv	Prep Date: 1/18/2015	RunNo: 20184
Client ID: IA-7	Batch ID: R20184		Analysis Date: 1/18/2015	SeqNo: 383589

Analyte	Result	RL	SPK value	SPK Ref Val	%REC	LowLimit	HighLimit	RPD Ref Val	%RPD	RPDLimit	Qual
Vinyl chloride	ND	0.0850						0		30	
1,1-Dichloroethene (DCE)	ND	0.00900						0		30	
trans-1,2-Dichloroethene	ND	0.00600						0		30	
cis-1,2-Dichloroethene	0.265	0.0200						0.2604	1.90	30	
Chloroform	0.141	0.0200						0.1339	5.17	30	
1,1,1-Trichloroethane	ND	0.00500						0		30	
Carbon tetrachloride	0.0976	0.0200						0.08950	8.66	30	
Benzene	0.478	0.0400						0.4582	4.13	30	
Trichloroethene (TCE)	0.141	0.0170						0.1380	2.01	30	
Tetrachloroethene (PCE)	8.79	0.0500						9.028	2.65	30	E
Surr: 4-Bromofluorobenzene	9.75		10.00		97.5	70	130		0		

Sample ID: LCS-R20184-A	SampType: LCS	Units: ppbv	Prep Date: 1/18/2015	RunNo: 20184
Client ID: LCSW	Batch ID: R20184		Analysis Date: 1/18/2015	SeqNo: 383598

Analyte	Result	RL	SPK value	SPK Ref Val	%REC	LowLimit	HighLimit	RPD Ref Val	%RPD	RPDLimit	Qual
Vinyl chloride	9.83	0.0850	10.00	0	98.3	70	130				
1,1-Dichloroethene (DCE)	9.64	0.00900	10.00	0	96.4	70	130				
trans-1,2-Dichloroethene	9.75	0.00600	10.00	0	97.5	70	130				
cis-1,2-Dichloroethene	9.82	0.0200	10.00	0	98.2	70	130				
Chloroform	9.88	0.0200	10.00	0	98.8	70	130				
1,1,1-Trichloroethane	9.79	0.00500	10.00	0	97.9	70	130				
Carbon tetrachloride	9.81	0.0200	10.00	0	98.1	70	130				
Benzene	9.44	0.0400	10.00	0	94.4	70	130				
Trichloroethene (TCE)	10.2	0.0170	10.00	0	102	70	130				
Tetrachloroethene (PCE)	10.0	0.0500	10.00	0	100	70	130				
Surr: 4-Bromofluorobenzene	40.7		40.00		102	70	130				

Qualifiers:

B	Analyte detected in the associated Method Blank	D	Dilution was required	E	Value above quantitation range
H	Holding times for preparation or analysis exceeded	J	Analyte detected below quantitation limits	ND	Not detected at the Reporting Limit
R	RPD outside accepted recovery limits	RL	Reporting Limit	S	Spike recovery outside accepted recovery limits

Work Order: 1501104
 CLIENT: Environmental Partners, Inc.
 Project: Everett Masonic

QC SUMMARY REPORT
Volatile Organic Compounds-EPA Method TO-15 (SIM)

Sample ID: MB-R20184	SampType: MBLK	Units: ppbv	Prep Date: 1/18/2015	RunNo: 20184							
Client ID: MBLKW	Batch ID: R20184		Analysis Date: 1/18/2015	SeqNo: 383599							
Analyte	Result	RL	SPK value	SPK Ref Val	%REC	LowLimit	HighLimit	RPD Ref Val	%RPD	RPDLimit	Qual

Vinyl chloride	ND	0.0850									
1,1-Dichloroethene (DCE)	ND	0.00900									
trans-1,2-Dichloroethene	ND	0.00600									
cis-1,2-Dichloroethene	ND	0.0200									
Chloroform	ND	0.0200									
1,1,1-Trichloroethane	ND	0.00500									
Carbon tetrachloride	ND	0.0200									
Benzene	ND	0.0400									
Trichloroethene (TCE)	ND	0.0170									
Tetrachloroethene (PCE)	ND	0.0500									
Surr: 4-Bromofluorobenzene	8.28		10.00		82.8	70	130				

Sample ID: LCS-R20184-B	SampType: LCS	Units: ppbv	Prep Date: 1/19/2015	RunNo: 20184							
Client ID: LCSW	Batch ID: R20184		Analysis Date: 1/19/2015	SeqNo: 383650							
Analyte	Result	RL	SPK value	SPK Ref Val	%REC	LowLimit	HighLimit	RPD Ref Val	%RPD	RPDLimit	Qual

Tetrachloroethene (PCE)	3.12	0.0500	2.500	0	125	70	130				
Surr: 4-Bromofluorobenzene	9.72		10.00		97.2	70	130				

Qualifiers:

B	Analyte detected in the associated Method Blank	D	Dilution was required	E	Value above quantitation range
H	Holding times for preparation or analysis exceeded	J	Analyte detected below quantitation limits	ND	Not detected at the Reporting Limit
R	RPD outside accepted recovery limits	RL	Reporting Limit	S	Spike recovery outside accepted recovery limits

Client Name: **EPI**
 Logged by: **Clare Griggs**

 Work Order Number: **1501104**
 Date Received: **1/14/2015 1:00:00 PM**

Chain of Custody

1. Is Chain of Custody complete? Yes No Not Present
2. How was the sample delivered? Client

Log In

3. Coolers are present? Yes No NA

Air Samples

4. Shipping container/cooler in good condition? Yes No
5. Custody seals intact on shipping container/cooler? Yes No Not Required
6. Was an attempt made to cool the samples? Yes No NA
7. Were all coolers received at a temperature of >0°C to 10.0°C? Yes No NA
8. Sample(s) in proper container(s)? Yes No
9. Sufficient sample volume for indicated test(s)? Yes No
10. Are samples properly preserved? Yes No
11. Was preservative added to bottles? Yes No NA
12. Is the headspace in the VOA vials? Yes No NA
13. Did all samples containers arrive in good condition(unbroken)? Yes No
14. Does paperwork match bottle labels? Yes No
15. Are matrices correctly identified on Chain of Custody? Yes No
16. Is it clear what analyses were requested? Yes No
17. Were all holding times able to be met? Yes No

Special Handling (if applicable)

18. Was client notified of all discrepancies with this order? Yes No NA

Person Notified:	<input type="text"/>	Date:	<input type="text"/>
By Whom:	<input type="text"/>	Via:	<input type="checkbox"/> eMail <input type="checkbox"/> Phone <input type="checkbox"/> Fax <input type="checkbox"/> In Person
Regarding:	<input type="text"/>		
Client Instructions:	<input type="text"/>		

19. Additional remarks:

Item Information



3600 Fremont Ave N.
Seattle, WA 98103
Tel: 206-352-3790
Fax: 206-352-7178

Air Chain of Custody Record - Whole Air Sample

Laboratory Project No (Internal): 1501104
Page: 1 of 2

Client: Environmental Partners Inc.
Address: 1180 NW Maple St. Ste 310
City, State, Zip: Issaquah WA 98027
Reports To (PM): Doug Kunkel

Project Name: Everett Masonic
Location: 270 Olympic Blvd Everett WA
Collected by: M. Busbee
Project No: 67002

Date: 1-14-15

Tel: 425-945-0000
Email: DougK@epi-wa.com

* Gas Matrix Codes: I = Indoor SS = Subslab L = Landfill SG = Soil Gas M = Plume Mapping Q = Fuel Gas Quality L = LEED (Consult Client Services)

** Container Codes: 6L = Six Liter Canister (Summa) TB = Tedlar Bag BV = 1 Liter Bottle Vac MC = 1 Liter MiniCan HP = High Pressure Cylinder HJ = Glass Headspace Jar

Sample Name	Canister / Flow Reg Serial #	Sample Date & Time	Gas Matrix Code *	Anticipated Fill Time	Sample Volume	Container Type **	Internal			Field Initial Sample Pressure (" Hg)	Field Final Sample Pressure (" Hg)	Analysis Requested	Internal	
							Evacuation Pressure (mborr)	Pressure at Time of Pick-up (" Hg)	Equipment Certification Code				Receipt Date	Final (psi)
1 IA-7	17646	1-13-15	1	8hr.	6L	6L Summa	10mborr			-30	-4	TO-15 SIM: PCE, TCE cis-1,2-DCE, trans-1,2-DCE Vinyl chloride carbon tetrachloride 1,1-TEA, 1,1-DCE chloroform, benzene	1/14/15	-4
	FRB-02	1658					1/8/15 10:00	0913	1658					
2 IA-4	17644	1-13-15	1	8	6L	6L	10mborr			-30	-4		1/14/15	-6
	FRB-06	1711					1/8/15 10:00	0909	1711					
3 BG-2	17636	1-13-15	1	8	6L	6L	10mborr			-30	-5.5		1/14/15	-6
	FRB-07	1625					1/8/15 10:00	0920	1625					
4 IA-6	17641	1-13-15	1	8	6L	6L	10mborr			-30	-5.5		1/14/15	-4
	SN 02420	1620					1/8/15 10:00	0912	1620					
5 IA-5	17640	1-13-15	1	8	6L	6L	10mborr			-30	-4		1/14/15	-6
	FRB-01						1/8/15 10:00	0911	1657					

Rental Equipment (Circle all that apply): Manifold Mini-Pump Fittings Tedlar Bags Canisters Flow Controllers Helium Cylinder Fluoridated Tubing Wrench

Condition: Seals Intact: Y N N/A Client Consult: Y () N ()

Relinquished Date/Time: 1-14-15 Relinquished Date/Time: 1/14/15 1300

Special Remarks: 1049
TAT → STD Rush (specify)



Air Chain of Custody Record - Whole Air Sample

3600 Fremont Ave N.
Seattle, WA 98103
Tel: 206-352-3790
Fax: 206-352-7178

Date: 1-14-15

Laboratory Project No (Internal): _____

Page: 2 of 2

Client: Environmental Partners Inc.

Project Name: Everett Masonic

Address: 1180 NW Maple St Ste 510

Location: 220 Olympic Blvd Everett WA

City, State, Zip: Issaquah WA 98027 Tel: 425-395-0010

Collected by: M. Buslow

Reports To (PM): _____ Email: _____

Project No: 67002

* Gas Matrix Codes: I = Indoor SS = Subslab L = Landfill SG = Soil Gas M = Plume Mapping Q = Fuel Gas Quality L = LEED (Consult Client Services)

** Container Codes: 6L = Six Liter Canister (Summa) TB = Tedlar Bag BV = 1 Liter Bottle Vac MC = 1 Liter MiniCan HP = High Pressure Cylinder HI = Glass Headspace Jar

Sample Name	Canister / Flow Reg Serial #	Sample Date & Time	Gas Matrix Code *	Anticipated Fill Time	Sample Volume	Container Type **	Internal			Field Initial Sample Pressure ("Hg)	Field Final Sample Pressure ("Hg)	Analysis Requested	Internal	
							Evacuation Pressure (mmHg)	Pressure at Time of Pick-up ("Hg)	Equipment Certification Code				Receipt Date	Final (psi)
IA-8	17642	1-13-15	1	8	6L	6L	10mlor			-30	-4	See PO 1 for TO15 SIM LIST.	4/14/15	-4
	FV1	1622					16/15 10:00			0914	1622			
2														
3														
4														
5														

Rental Equipment (Circle all that apply): Manifold Mini-Pump Fittings Tedlar Bags Canisters Flow Controllers Helium Cylinder Fluorinated Tubing Wrench

Condition: Seals Intact: Y N N/A Client Consult: Y () N ()

Special Remarks:

Relinquished Date/Time Relinquished Date/Time
 x [Signature] 1-14-15 x
 Relinquished Date/Time Relinquished Date/Time
 x [Signature] x

1049

TAT -> STD Rush (specify)

Attachment D
Technical Memorandum – Remediation Options for
the Everett Masonic Property

TECHNICAL MEMORANDUM

DATE: November 14, 2014

TO: Mr. Dick Hooper – Pivotal Solutions, Inc.

CC: Ms. Marcia Frey – Pivotal Solutions, Inc

FROM: Doug Kunkel

RE: Remediation Options for the Everett Masonic Property
220 Olympic Boulevard
Everett, Washington

EPI Project Number: 67002.0

INTRODUCTION

This technical memorandum briefly summarizes the findings of the additional site characterization work performed at the Everett Masonic property located at 220 Olympic Boulevard in Everett Washington and is hereafter referred to as “the Site”. The data summary provided in this technical memorandum is a subset of the letter report that Environmental Partners, Inc. (EPI) is currently preparing for your review.

As you requested, this technical memorandum also provides preliminary remedial options and opinions that are based on existing data. The existing data from inside the Olympic Dry Cleaners tenant space are not sufficient for remediation system design or accurate cost estimation. As a result, EPI will use reasonable and necessary assumptions regarding the extent of contamination at the Site for the preliminary remedial technology selection and order of magnitude cost estimates contained in this technical memorandum.

BACKGROUND

A Phase II Environmental Site Assessment (ESA) was performed by the Stratum Group and those data are presented in a report titled *Phase II Soil and Groundwater Sampling Investigation – Environmental Site Assessment: Phase II Soil and Groundwater Investigation* (Stratum Group, February 28, 2014). The Phase II ESA notes that soil impacts at concentrations greater than MTCA Cleanup Levels were limited to tetrachloroethene (PCE) in the 9 ft. below ground surface (bgs) sample from boring B2 with a PCE concentration of 0.630 mg/kg. This concentration is greater than the MTCA Method A Cleanup Level of 0.05 mg/kg but is less than the MTCA Method B Cleanup Level of 480 mg/kg; however, the MTCA Method B Cleanup Level is for direct contact only and does not take the protection of groundwater into account.

Groundwater impacts, specifically vinyl chloride (VC), which is a breakdown product of PCE, were noted in samples from three borings in what the Stratum Phase II ESA described as a thin

discontinuous shallow perched aquifer. The groundwater samples from B1, B4, and B5 had detected concentrations of VC that were 0.67, 0.98, and 0.28 $\mu\text{g/L}$, respectively, which are slightly greater than the MTCA Method A Cleanup Level of 0.2 $\mu\text{g/L}$.

The Phase II ESA provided initial subsurface data for the Site but was not comprehensive enough to allow EPI to select or design an appropriate remediation strategy for the Site. The main data gaps of the Phase II ESA are:

- The extent of soil and groundwater impacts in the paved area west of Olympic Dry Cleaners were not delineated.
- Soil, soil vapor, and groundwater samples were not collected from beneath the Olympic Dry Cleaners floor slab.

EPI performed a more extensive investigation at the Site to provide sufficient data to address these data gaps and other less critical data gaps. EPI's letter report documenting the additional site characterization work is in progress.

EPI INVESTIGATION DATA SUMMARY

EPI performed a more extensive investigation at the Site to provide sufficient data to address these and other data gaps at the Site. EPI's letter report documenting the additional site characterization work is in progress. The paragraphs below provide preliminary summaries of the findings from this investigation to support remedial option discussions in the next section of this technical memorandum.

Paved Area Soil Data

Soil data for samples from eight multi-level boreholes that EPI drilled in the paved area west of Olympic Dry Cleaners delineated the area of impacted soil immediately west of Olympic Dry Cleaners to an approximate 20-ft. by 20-ft. area of soil with PCE at concentrations greater than MTCA Method A Cleanup Levels.

Groundwater Data

EPI evaluated groundwater data from the Phase II ESA and from three monitoring wells that EPI installed as part of the additional characterization work. The data indicate highly variable groundwater levels at locations where groundwater is present. This finding supports the conceptual model that shallow groundwater is present as discontinuous, thin zones of perched groundwater rather than a more extensive and laterally continuous shallow aquifer.

The widespread similar concentrations of VC in groundwater are likely caused by chlorinated volatile organic compound (cVOC) vapors in the soil partitioning into the groundwater at low concentrations. EPI has seen this occur at other dry cleaner sites and it is supported by soil vapor data in the following section. At the low (less than 1 $\mu\text{g/L}$) concentrations of VC noted in groundwater samples we anticipate that no additional remediation measures other than soil source removal will be necessary for groundwater.

Groundwater data for samples from the three wells surrounding the adjacent 76 gas station were non-detect for cVOCs indicating that groundwater impacts from the dry cleaner do not extend southward to those wells.

Sub-Slab Soil and Soil Vapor Data

The analytical data from the laboratory for the sub-slab soil and soil vapor samples indicate that there is cVOC contamination in both the soil and soil vapor under the dry cleaner tenant space. The cVOC concentrations in shallow soil directly under the Olympic Dry Cleaners floor slab are significantly greater than those that were detected in the paved area to the west of the dry cleaners. This indicates that the main source of contamination is likely from a release in the dry cleaner tenant space and not from the common practice of washing lint screens or dumping mop water at the back door of the business.

This finding complicates the site cleanup because the option of a simple and relatively inexpensive soil excavation to cleanup levels is not going to be effective at attaining cleanup levels throughout the Site unless the building, or a portion of the building is removed to allow access to the impacted soil under the building. However, there are less direct remedial options that are evaluated in the following sections.

REMEDIAL OPTIONS

Remedial options for the Site are presented separately for cVOC impacted areas inside and outside of the building. This separation is warranted because site-specific constraints and potential costs are significantly different for those two areas.

Recommended Remedial Action for Impacted Soil and Groundwater Outside of the Building

No matter which remediation option is selected for the impacted soil under the building the recommended remediation technology for impacted soil and groundwater in the paved area west of the building is direct excavation with offsite disposal. Based on available soil data the excavation will be performed as an approximate 20x20-ft. area to a depth of 15 ft. bgs. Soil sample data indicate that offsite disposal of soils can be performed under a Contained In Determination (CID) from Ecology to allow disposal as non-hazardous waste, which has a lower unit cost for disposal and transport.

Estimated costs for this recommended remedial action for outdoor soil impacts are presented in the following table:

Excavation Contractor Line Item	Estimated Cost
Mobilization and Saw Cut Asphalt	\$5,000
Excavate and Direct Load Soil	\$9,500
Utility Line Replacement	\$6,000
Soil Disposal (assume CID)	\$25,000
Site Restoration (backfill and paving)	\$12,500

Excavation Contractor Subtotal	\$58,000
Consultant Line Item	Estimated Cost
Work Plan Preparation, Obtain Permits	\$3,000
Utility Locate and Oversight	\$1,500
Construction Oversight	\$5,000
Laboratory Analysis	\$1,500
Report Preparation	\$5,000
Consultant Subtotal	\$16,000
Estimated Grand Total for Outside Impacts	\$74,000

As noted above, available data demonstrate that groundwater in the subsurface of paved area west of Olympic Dry Cleaners occurs as thin isolated perched zones that do not represent a laterally continuous upper aquifer. Groundwater samples from these isolated perched zones have consistently low concentrations likely from vapor partitioning to groundwater. It is our opinion that a specific groundwater remedy, other than source removal of impacted soil, is not warranted based on the available groundwater data.

Remedial Options for Impacted Soil Under the Building

Sub-slab soil and soil vapor data indicate that the likely main source of impacts is under the floor slab of Olympic Dry Cleaners. Because the available data are limited to three sub-slab soil and three soil vapor samples the extent of soil impacts by cVOCs at concentrations greater than applicable cleanup levels is not delineated. Therefore, before an appropriate remediation strategy can be selected and designed additional site investigation work will have to be completed and the data will have to be evaluated. To account for this data gap, estimated “additional site investigation” costs are included in both of the remedial option cost estimates for sub-slab soil cleanup.

To allow us to prepare rough order of magnitude cost estimates to remediate soil impacts under the building we must make the following reasonable and necessary assumptions:

- The lateral extent of soil contamination at concentrations greater than applicable MTCA Method A Cleanup Levels is 225 ft², over a 15x15 ft. area.
- The depth of soil contamination does not exceed 10 ft. bgs.
- Contaminants do not follow utility corridors that pass through Olympic Dry Cleaners and continue under other tenant spaces.
- Shallow groundwater is not present under the building.
- The dry cleaning business can be temporarily relocated to another tenant space or other location to allow full access to the subsurface.

- A portion of the outside wall and some interior walls can be temporarily removed to provide access for excavation. Assume interior walls to be removed are not load-bearing.
- Excavated soil will not qualify for CID and will be transported and disposed of as dangerous waste.
- Impacted soil does not extend under exterior building walls.

There are two general types of remediation technologies that are appropriate for shallow soil impacts under a building considering the above assumptions:

1. Excavation and offsite disposal
2. Installation and operation of a Soil Vapor Extraction (SVE) system.

The proposed methods, estimated costs, and additional assumptions for both of these remedial options are presented in the following sections.

Excavation and Offsite Disposal of Sub-Slab Soil

Prior to designing the cleanup a thorough sub-slab soil investigation will be required to delineate the area of cVOC impacts beneath the floor slab. This estimated cost for this work is included as "Additional Site Investigation" in the estimated consultant costs presented in the following table.

For this remedial option, excavation of interior sub-slab soils will require temporary removal of a portion of the exterior wall of the building and potential relocation of subsurface utilities serving the building. The floor slab overlying the assumed 15x15 ft. impacted area will be saw cut and removed. Interior walls located in the excavation area will also be removed. The interior excavation work will require the use of small powered excavation equipment, hand digging, and conveyor belts to transport the excavated soil from inside the building to temporary soil stockpiles located outside of the building.

Rough order of magnitude estimated costs for the excavation contractor and consultant are presented in the table below.

Excavation Contractor Line Item	Estimated Cost
Mobilization and Saw Cut Exterior Wall and Floor Slab	\$8,000
Remove Interior Walls as Needed (assume no bracing needed)	\$3,000
Excavate and Direct Load Soil (assume no shoring needed)	\$20,000
Soil Disposal (assume all is hazardous)	\$30,000
Utility Line Re-routing/Replacement	\$6,000
Backfill Excavation (assume 1-ft lifts and compaction)	\$5,000
Replace Floor Slab	\$3,000

Replace Exterior Wall (assume no new interior walls)	\$5,000
Excavation Contractor Subtotal	\$80,000
Consultant Line Item	Estimated Cost
Additional Site Investigation	\$15,000
Work Plan Preparation, Obtain Permits	\$10,000
Utility Locate and Oversight	\$2,000
Construction Oversight	\$15,000
Laboratory Analysis	\$2,000
Report Preparation	\$12,000
Consultant Subtotal	\$56,000
Sub-Slab Excavation Estimated Grand Total for Interior Impacts	\$136,000

Installation and Operation of a Soil Vapor Extraction System

Sub-slab soil sample data indicate cVOCs concentrations decreased significantly with sample depth. For the purposes of this cost estimate we will assume that the contaminant distribution is consistent throughout the area of impacts and only the upmost soil is significantly impacted by cVOCs. Given that assumption, installation and operation of a shallow horizontal soil vapor extraction system would be an appropriate remedial option. As with the previous remediation option, additional site investigation is needed to determine the extent of subsurface impacts. Rough order of magnitude estimated costs for the construction contractor and consultant are presented in the table below.

Construction Contractor Line Item	Estimated Cost
Mobilization and Saw Cut Floor Slab	\$3,000
Remove Interior Walls as Needed (assume no bracing needed)	\$1,000
Excavate Shallow Trench for SVE Pipe(s)	\$5,000
Soil Disposal (assume all is hazardous)	\$2,000
Utility Line Re-routing/Replacement	\$3,000
Install Horizontal SVE Piping and Screen	\$2,000
Backfill Shallow Trench for SVE Pipe(s) with Granular Backfill	\$2,000
Seal SVE System with Bentonite and Concrete Floor Slab	\$3,000
Purchase and Install Blower System	\$6,000
Purchase and Install SVE Offgas Treatment System (activated carbon)	\$5,000

Construction Contractor Subtotal	\$32,000
Consultant Line Item	Estimated Cost
Additional Site Investigation	\$15,000
SVE System Design and Work Plan Preparation	\$12,000
Obtain Permits,	\$4,000
Utility Locate and Oversight	\$2,000
Construction Oversight	\$10,000
SVE System Pilot Test and Optimization	\$5,000
Laboratory Analysis for Offgas and Waste Disposal	\$3,000
Report Preparation	\$12,000
Consultant Subtotal	\$63,000
SVE System Estimated Grand Total for Interior Impacts	\$95,000

The SVE system cost estimate does not include ongoing monitoring, testing, carbon change-out, maintenance, or other operation and maintenance (O&M) costs. O&M costs are significantly dependent on how long the system is operated.

None of the cost estimates include costs associated with enrolling the site in Ecology's Voluntary Cleanup Program (VCP), Ecology negotiations or additional post-remediation confirmation sampling that Ecology will require to obtain a No Further Action (NFA) determination.

**P
S
I**

Pivotal Solutions, Inc.

SENT ELECTRONICALLY ONLY TO ALL ADDRESSEES

May 18, 2015

Wright Noel
Merryn B DeBenedetti
Carson and Noel
20 6th Avenue
Issaquah, WA 98027
wright@carsonnoel.com
merryn@carsonnoel.com

Raminta Rudys
Assayag Mauss
Three Centerpointe Drive
Suite 190
Lake Oswego, OR 97035
ramintar@amlegalgroup.com

Re: Everett Masonic Corporation
220 Olympic Boulevard
Everett, WA
Indoor Air Testing Results

Counsel:

Enclosed you will find a spreadsheet showing the results from three separate indoor air sampling events performed by Environmental Partners, Inc. ("EPI"). As you may recall we have asked EPI to perform indoor air sampling on two prior occasions. Based on the first round of tests performed in December 2014, we determined, in consultation with EPI, that expanded tests needed to be performed to include the areas used by Everett Masonic Corporation ("EMC") tenants for meetings and office use. Following the eviction of the dry cleaners in January 2015, EPI tested a second time to determine the quality of the indoor air and possible contamination caused by the historic use of the space as a dry cleaning operation.

The test results in January demonstrated that indoor air contained concentrations of dry cleaner related chemicals that exceeded the MTCA Method B indoor Air Cleanup Levels for air adjusted for a Reasonable Maximum Exposure (RME) appropriate for a commercial facility. At that time, EPI posited

{02807330.DOCX;1 }

that even though the dry cleaners had not been processing clothes with dry cleaning chemicals on site for some time, off-gassing of residual solvent from clothes being sent out for dry cleaning and then hung up in the space until collected by customers as well as dry cleaning solvent vapors that permeated into porous building materials, could be partially responsible for the elevated indoor air concentrations. After discussing the situation and the options with EPI, we then hired a contractor to aggressively blow fresh air through the dry cleaner space using heavy duty fans, ceiling fans, and open doors. We "flushed" air through the former dry cleaners and vented it to the outside for approximately 30 days, in line with EPI's recommendation.

After running the heavy duty fans for 30-days, EPI performed the third round of indoor air testing on April 23, 2015. As noted above, the results are enclosed. Though there was considerable improvement in the indoor air sampling results in the former dry cleaner tenant space, the spaces used by EMC and its tenants still exceed the RME adjusted MTCA Method B Indoor Air Cleanup Levels for both Tetrachloroethene (PCE) and Chloroform. This finding indicates that vapor intrusion from known areas of contaminated soil underlying the onsite building is a continuing source of impacts to indoor air at the property.

This is the second time EMC's indoor air testing results are in excess of RME adjusted MTCA Method B Indoor Air Cleanup Levels, even after an aggressive attempt to remove contaminated air from the property. All of the air vapor testing and air flushing was done based upon discussions with, and recommendations of EPI. Further consultation with EPI post-testing, indicates that short of full scale remediation of the contaminated soil in the parking area and underlying the building slab at the property, indoor air contamination is not likely to improve in the affected spaces to concentrations below RME adjusted MTCA Method B Indoor Air Cleanup Levels.

Simply put, at this time, the meeting rooms, hallways, office space and common areas used by EMC and its sub-tenants (or other users), do not qualify for further use and we must discuss an orderly and timely (as soon as possible) cessation of use of those spaces where indoor air contamination exceeds RME adjusted MTCA Method B Indoor Air Cleanup Levels.

After you have had an opportunity to review the enclosed materials we would like to schedule a conference call to discuss these issues and a timeframe for EMC's departure from the space.

Please contact us when you have some times available. We have limited availability next week due to the Memorial Day holiday but will undertake best efforts to be available, when needed.

Sincerely,
Pivotal Solutions, Inc.
Custodial Receiver, Everett Masonic Corporation



Richard A. Hooper
President



Marcia A. Frey
Executive Vice President

Enclosures
CC: Jennifer Faubion, jfaubion@cairncross.com

Table 5
Summary of Indoor Air Analytical Results (µg/m³)
220 Olympic Boulevard, Everett, Washington

Sample Identification	Sample Location	Date Collected	Tetrachloroethene (PCE)	Trichloroethene (TCE)	cis-1,2-Dichloroethene (cDCE)	trans-1,2-Dichloroethene (tDCE)	Vinyl Chloride	1,1-Dichloroethene	1,1,1-Trichloroethane	Benzene	Carbon Tetrachloride	Chloroform
Indoor Air Round 1												
IA-1	Dry Cleaner	12/15/14	893	22.3	26.2	0.849	0.451	0.454	2.83	1.88	0.705	2.80
IA-2	Barber Shop	12/15/14	70.0	3.83	8.64	<0.0238	<0.217	<0.0357	0.307	1.96	0.657	0.875
IA-3	Insurance Agency	12/15/14	6.49	<0.0914	<0.0793	<0.0238	<0.217	<0.0357	<0.0273	1.43	0.566	0.450
BG-1	Background 1	12/15/14	1.66	<0.0914	<0.0793	<0.0238	<0.217	<0.0357	<0.0273	0.807	0.592	<0.0977
Indoor Air Round 2												
IA-4	Headstart Storage	1/13/15	95.7	1.32	1.57	<0.0238	<0.217	<0.0357	0.227	3.99	0.687	4.75
IA-5	Masonic Dining Room	1/13/15	94.5	1.13	1.56	<0.0238	<0.217	<0.0357	<0.0273	1.60	0.574	0.742
IA-6	Masonic South Lodge	1/13/15	64.4	0.762	0.964	<0.0238	<0.217	<0.0357	<0.0273	1.64	0.575	0.566
IA-7	Masonic Offices Hall	1/13/15	71.2	0.742	1.03	<0.0238	<0.217	<0.0357	<0.0273	1.46	0.563	0.654
IA-8	Masonic Storage	1/13/15	22.1	0.265	0.291	<0.0238	<0.217	<0.0357	<0.0273	1.39	0.561	0.566
BG-2	Background 2	1/13/15	1.75	<0.0914	<0.0793	<0.0238	<0.217	<0.0357	<0.0273	1.29	0.556	<0.0977
Indoor Air Round 3												
IA-1	Dry Cleaner	4/23/15	123	4.89	11.2	0.183	<0.217	<0.0357	<0.0273	0.207	0.470	<0.0977
IA-2	Barber Shop	4/23/15	56.8	2.60	5.61	<0.0238	<0.217	<0.0357	<0.0273	0.509	0.518	0.557
IA-4	Headstart Storage	4/23/15	33.8	0.518	0.932	<0.0238	<0.217	<0.0357	<0.0273	0.538	0.569	1.16
IA-5	Masonic Dining Room	4/23/15	224	2.21	4.82	<0.0238	<0.217	<0.0357	<0.0273	0.312	0.469	0.462
IA-6	Masonic South Lodge	4/23/15	88.7	1.04	2.03	<0.0238	<0.217	<0.0357	<0.0273	0.341	0.466	1.83
IA-7	Masonic Offices Hall	4/23/15	135	0.292	3.35	<0.0238	<0.217	<0.0357	<0.0273	0.303	0.465	0.459
BG-3	Background 3	4/23/15	0.737	<0.0914	<0.0793	<0.0238	<0.217	<0.0357	<0.0273	0.470	0.534	0.263
MTCA Method B Cleanup Level (default values) ^a			9.62	0.370	16 ^b	27.4	0.28	91.4	2,290	0.321	0.417	0.109
MTCA Method B Remediation Level (Reasonable Maximum Exposure for a commercial facility) ^c			42.2	2.67	163.5	NVE	1.2	NVE	NVE	1.4	1.3	1.4
Federal OSHA Permissible Exposure Level (PEL) ^d			670,000	535,000	790,000 ^e	790,000 ^e	2,560	NVE	1,900,000	3,190	65,000	240,000
Washington State PEL ^f			169,500	268,500	749,000 ^e	749,000 ^e	2,560	3,960	1,900,000	3,190	12,580	9,760

Notes:

All samples analyzed by EPA Method TO-15. All sample results presented in micrograms per cubic meter (µg/m³).

Bold Indicates analyte detected at a concentration greater than the laboratory PQL.

Shaded Indicates concentration exceeds the MTCA Method B Remediation Level based on Reasonable Maximum Exposure (RME) for a commercial facility and adjusting for background.

White Indicates cleanup or remediation level selected for evaluation of indoor air sampling results based on the MTCA Method B Cleanup Level, adjusted for the RME for a commercial facility when applicable.

a Method B Indoor Air Cleanup levels presented in CLARC except as noted.

b From Table B-1, Guidance for Evaluating Soil Vapor Intrusion in Washington State, Ecology 2009.

c Calculated using equation 750-1 or 750-2 (MTCA) using a RME for a commercial facility.

d From OSHA Website

e For mixed isomers of cDCE and tDCE.

f Washington State Safety Standards for Airborne Contaminant (WAC 296-841)

NVE No value established

Revised Limited Site Investigation

View Ridge Plaza/Everett Masonic Corporation
220 Olympic Boulevard
Everett, Washington

January 7, 2016
Terracon Project No. 81157132

Prepared for:
Pivotal Solutions, Inc.
Renton, Washington

Prepared by:
Terracon Consultants, Inc.
Mountlake Terrace, Washington

terracon.com

Terracon

Environmental ■ Facilities ■ Geotechnical ■ Materials

January 7, 2016



Pivotal Solutions, Inc.
451 SW 10th Street, Suite 107
Renton, WA 98057

Attn: Mr. Richard Hooper
P: (425) 255 1348
E: dick@pivotalolutionsinc.com


Re: Revised Limited Site Investigation
View Ridge Plaza/Everett Masonic Corporation
220 Olympic Boulevard
Everett, Snohomish County, Washington 98203
RIMS# 13-1617
Project No. 81157132


Dear Mr. Hopper:

Terracon Consultants, Inc. (Terracon) is pleased to submit our revised report of Phase II Environmental Site Assessment (Phase II) Limited Site Investigation (LSI) activities completed at the site referenced above. The report presents data from recent field activities that included the completion of soil borings, and the collection of soil, groundwater, and soil vapor samples for chemical analysis. Terracon conducted the LSI in general accordance with your Request for Proposal (RFP), dated July 7, 2015; our proposal (P81150218) and Agreement for Services, dated July 24, 2015; your notice to proceed dated September 1, 2015; and our Supplement to Agreement for Services, dated October 19, 2015. The report has been revised to include findings of two additional site reports provided by you.

Terracon appreciates this opportunity to provide environmental engineering services to Pivotal Solutions, Inc. Should you have any questions or require additional information, please do not hesitate to contact our office.

Sincerely,
Terracon Consultants, Inc.


Michael D. Noll, L.G., L.H.G.
Senior Project Manager



MICHAEL D. NOLL


for Matt Wheaton, L.G., E.I.T.
Department Manager

Terracon Consultants, Inc. 21905 64th Avenue West Suite 100 Mountlake Terrace,
Washington 98043

TABLE OF CONTENTS



1.0 SITE DESCRIPTION1
2.0 SCOPE OF SERVICES2
 2.1 Standard of Care.....3
 2.2 Additional Scope Limitations3
 2.3 Reliance.....3
3.0 REPORT AND AGENCY FILE REVIEW SUMMARY4
4.0 SANITARY SEWER INVESTIGATION RESULTS6
5.0 HVAC SYSTEM EVALUATION.....6
6.0 FIELD INVESTIGATION7
 6.1 Geophysical Survey7
 6.2 Soil Vapor Sampling7
 6.3 Soil Sampling.....9
 6.4 Groundwater Monitoring Wells and Groundwater Sampling 11
 6.5 Investigation Derived Waste Sampling.....12
7.0 RESULTS OF THE FIELD INVESTIGATION13
 7.1 Geology/Hydrogeology13
 7.2 Field Screening.....13
8.0 ANALYTICAL RESULTS13
 8.1 Soil Vapor Analytical Results14
 8.2 Soil Sample Results.....16
 8.3 Groundwater Sample Results17
 8.4 Investigation Derived Waste Sample Results.....17
 8.5 Quality Assurance/Quality Control Results.....17
9.0 CONCLUSIONS.....19
10.0 RECOMMENDATIONS20

APPENDIX A – EXHIBITS

- Exhibit 1 – Site Location
- Exhibit 2 – Property Map
- Exhibit 3 – Site Exploration Map
- Exhibit 4 – Vapor Well Locations with Soil Vapor Concentrations
- Exhibit 5 – Boring Locations with Soil Concentrations
- Exhibit 6 – Well Locations with Groundwater Concentrations
- Exhibit 7 – Historical Groundwater Flow and Gradient Map
- Exhibit 8 – Cross-Section A-A’ with PCE Concentrations
- Exhibit 9 – Cross-Section B-B’ with PCE Concentrations

APPENDIX B – TABLES

- Table 1 - Summary of Groundwater Elevation Data
- Table 2 - Summary of Soil Vapor Analytical Results
- Table 3 - Summary of Calculated Indoor Air Vapor Concentration Predictions
- Table 4 - Summary of Soil Analytical Results
- Table 5 - Summary of Groundwater Analytical Results

APPENDIX C – AGENCY FOIA REQUESTS AND DOCUMENTS

APPENDIX D – NOTKIN ENGINEERING HVAC ANALYSIS REPORT

APPENDIX E – SOIL BORING LOGS

General Notes

Boring Logs for DP-1 through DP-3 and SB-1 through SB-8

APPENDIX F – ANALYTICAL REPORTS AND CHAINS OF CUSTODY

APPENDIX G – JOHNSON AND ETTINGER INDOOR AIR CALCULATION SHEETS

APPENDIX H – HISTORICAL SITE REPORTS

**REVISED LIMITED SITE INVESTIGATION
VIEW RIDGE PLAZA/EVERETT MASONIC CORPORATION
220 OLYMPIC BOULEVARD
EVERETT, WASHINGTON**

**Terracon Project No. 81157132
January 7, 2016**

1.0 SITE DESCRIPTION

The site is located at 220 Olympic Boulevard in Everett, Washington, and is comprised of the 1.89-acre View Ridge Plaza/Everett Masonic Corporation property in Everett, Snohomish County, Washington, which is comprised of Snohomish County tax parcel 00606200004102. The site is developed with three structures (the main retail center, a produce market, and a coffee kiosk) and an asphalt-paved parking area. The site location is depicted in Exhibit 1 and a Property Map is included as Exhibit 2 in Appendix A.

According to reports provided by the client, the site was first developed in 1959, and was originally operated as a supermarket and pharmacy. By the 1960s, a laundromat/dry cleaner, eventually replaced by a dry cleaning only facility, was present in the southwest corner of the main retail center building (main building), and addressed as 234 Olympic Boulevard. Various dry cleaning operations, including Irma's Cleaners and Olympic Cleaners, have reportedly occupied this tenant space from the 1960s until February 2015, when Olympic Cleaners ceased operations and vacated the building. An open sump and a floor drain were reportedly historically located near the dry cleaning machine and an associated hazardous waste storage area. The sump was reportedly connected to the sewer system. Sewer pipes and surrounding soil were reportedly removed and replaced in about 1983.

A spill of tetrachloroethylene (also known as perchloroethylene [PCE]), commonly used as a dry cleaning fluid, reportedly occurred at the dry cleaner about 1978. The spill was reportedly contained within the building and cleaned up by the fire department. Various environmental investigations were conducted in association with the former dry cleaning facility between October 2013 and April 2015. The investigations have reportedly included soil, groundwater, soil vapor, and indoor air sampling. Several volatile organic compounds (VOCs) were detected in the samples, including PCE and various PCE breakdown products, such as trichloroethylene (TCE), cis-1,2-dichloroethylene (cis-DCE), trans-1,2-dichloroethylene (trans-DCE), vinyl chloride (VC), 1,1-dichloroethylene (1,1-DCE), and chloroform.

PCE, TCE, and cis-DCE concentrations in soil samples collected from the site in 2013 and 2014 reportedly exceeded the Washington State Model Toxic Control Act (MTCA) Method A or MTCA Method B cleanup levels. Groundwater samples reportedly contained VC at concentrations exceeding the MTCA Method B cleanup level. Soil vapor and indoor air samples contained PCE, TCE, trans-DCE, VC, 1,1-DCE, chloroform, and/or benzene at concentrations exceeding the

Revised Limited Site Investigation

View Ridge Plaza ■ Everett, Washington

January 7, 2016 ■ Terracon Project No. 81157132



MTCA Method B soil vapor screening levels. Sample locations from the previous investigations are shown on Exhibit 3 of Appendix A. Summarized soil, groundwater, and soil vapor laboratory analytical results are shown in Tables 2 through 4 of Appendix B.

The site was listed in the Washington Department of Ecology (Ecology) Confirmed and Suspected Contaminated Sites List (CSCSL) database in June 2014 (Cleanup Site ID 12644, Facility Site ID 20079), listed as View Ridge Plaza/Everett Masonic Corporation located at 220 Olympic Boulevard, Everett, WA.

2.0 SCOPE OF SERVICES

Terracon's scope of work was conducted in accordance with the Request for Proposal (RFP), dated July 7, 2015, and our proposal (P81150218) and Agreement for Environmental Services, dated July 24, 2015. Our scope of services included completion of the following tasks, as itemized in our proposal and the RFP:

- Task 1: Reviewed prior reports supplied by Client
- Task 2: Conducted agency file reviews
- Task 3: Conducted a sanitary sewer system investigation
- Task 4: Conducted a heating, ventilation, and air conditioning (HVAC) system evaluation
- Task 5: Collected additional soil vapor samples from borings/vapor sampling points
- Task 6: Collected additional soil samples from borings
- Task 7: Collected additional groundwater samples from wells/soil boring temporary wells
- Task 8: Prepared a summary report.

Based on the results of Tasks 1 through 8, Terracon will prepare conceptual cost estimates for remediation and a timeline for conducting remediation activities, as requested in RFP Task 9, and document the estimates in a supplemental Technical Memorandum. The conceptual cost estimates will account for two different potential remediation scenarios: 1) remediation conducted while the subject property remains developed with the current improvements and commercial uses, and 2) remediation as part of the redevelopment of the site, subsequent to demolition of the existing improvements. Terracon understands that, under this scenario, the future uses of the site may include commercial and/or residential uses.

Revised Limited Site Investigation

View Ridge Plaza ■ Everett, Washington

January 7, 2016 ■ Terracon Project No. 81157132



This LSI was conducted in order to evaluate the existing sanitary sewer and HVAC systems, and to further delineate the vertical and horizontal extents of VOCs previously identified at the site by others. The scope of services was not intended to identify every chemical possibly associated with the site or surrounding facilities, nor to fully delineate the extents of chemical impacts to the site soil, groundwater, or soil vapor.

2.1 Standard of Care

Terracon's services were performed in a manner consistent with generally accepted practices of the profession undertaken in similar studies in the same geographical area during the same time. Terracon makes no warranties, either express or implied, regarding the findings, conclusions, or recommendations. Please note that Terracon does not warrant the work of laboratories, regulatory agencies, or other third parties supplying information used in the preparation of the report. These LSI services were performed in accordance with the scope of work agreed with you, our client, as reflected in our proposal and were not restricted by ASTM E1903-11.

2.2 Additional Scope Limitations

Findings, conclusions, and recommendations resulting from these services are based upon information derived from the on-site activities and other services performed under this scope of work; such information is subject to change over time. Certain indicators of the presence of hazardous substances, petroleum products, or other constituents may have been latent, inaccessible, unobservable, nondetectable, or not present during these services. We cannot represent that the site contains no hazardous substances, toxic materials, petroleum products, or other latent conditions beyond those identified during this LSI. Subsurface conditions may vary from those encountered at specific borings or wells or during other surveys, tests, assessments, investigations, or exploratory services. The data, interpretations, findings, and our recommendations are based solely upon data obtained at the time and within the scope of these services.

2.3 Reliance

This report has been prepared for the exclusive use of Pivotal Solutions, Inc. and MUFG Union Bank, and any authorization for use or reliance by any other party (except Everett Masonic Corporation and governmental entities having jurisdiction over the site) is prohibited without the express written authorization of Pivotal Solutions, Inc. and Terracon. Although Pivotal Solutions, Inc. is free to distribute this report to prospective purchasers or other interested parties at their discretion, Terracon assumes no responsibility or risk associated with such distribution, and recommends that such parties perform their own due diligence. Notwithstanding the foregoing, reliance by authorized parties will be subject to the terms, conditions, and limitations stated in the proposal, LSI report, and Terracon's Agreement for Services. The limitation of liability defined in

Revised Limited Site Investigation

View Ridge Plaza ■ Everett, Washington

January 7, 2016 ■ Terracon Project No. 81157132



the terms and conditions is the aggregate limit of Terracon's liability to Pivotal Solutions, Inc. and all relying parties, unless otherwise agreed in writing.

3.0 REPORT AND AGENCY FILE REVIEW SUMMARY

Terracon reviewed the following reports provided by the client (Appendix H):

- *Phase I Environmental Assessment for View Ridge Plaza*, Environmental Partners, Inc. (EPI), May 28, 1993.
- *Environmental Sampling Summary*, Stratum Group (Stratum), November 14, 2013
- *Environmental Site Assessment: Phase II Soil and Groundwater Investigation*, Stratum, February 28, 2014.
- *Additional Site Characterization Report with Indoor Air Data*, EPI, March 4, 2015.
- *Letter to Wright Noel, Merryn B. DeBenedetti, and Raminta Rudys Re: Everett Masonic Corporation*, Pivotal Solutions, Inc., May 18, 2015

Terracon prepared and submitted Freedom of Information Act (FOIA) requests to the City of Everett Fire Department, City of Everett Building Department, Snohomish County Health District, Snohomish County Tax Assessor Archives, the Puget Sound Clean Air Agency, and Ecology for the property address. Terracon reviewed available records for the property in an attempt to understand the compliance history of the former dry cleaning operations, and to identify any potential source areas of the reported contamination. Copies of the FOIA requests and responses are included in Appendix C.

The City of Everett Fire Department did not have records for the PCE spill that reportedly occurred at the dry cleaner about 1978, which was reportedly contained within the building and cleaned up by the fire department.

The City of Everett Planning Department provided the following State Environmental Policy Act (SEPA) documents related to the site:

- A March 2000 Special Property Use Planning Director Decision for the conversion of office space at 220 Olympic Boulevard to a church with related offices.
- A January 2000 SEPA Checklist, March 2000 Notice of Decision, and April 2000 Final Determination of Non-Significance for a VoiceStream cell phone tower at the site.

Revised Limited Site Investigation

View Ridge Plaza ■ Everett, Washington

January 7, 2016 ■ Terracon Project No. 81157132



- A February 2005 Environmental Checklist and May 2005 Hearing Examiner Decision for a Nextel cell phone tower located at the southeast corner of the property.
- A December 2012 Administrative Determination for a T-Mobile antenna upgrade at the site.

The City of Everett Building Department provided the following records:

- A July 1960 approval to install asphaltic concrete driveways at the site.
- A January 1981 permit application to install a loft above a Cascade Party Sales warehouse at 220 Olympic Boulevard.
- A February 1993 letter from Everett Public Works indicating that an automatic fire sprinkler system would not be required for a planned Masonic Lodge improvement at the site.
- A December 1993 Everett Fire Department Certificate of Inspection for an automatic fire sprinkler system at the site.

The City of Everett Building Department did not have building plans or permits for the supermarket and pharmacy reportedly constructed in 1959, or the laundromat/dry cleaner reportedly added in the 1960s. No records for the open sump reportedly connected to the sewer system and the floor drain located near the historical dry cleaning machine and associated hazardous waste storage area were found in the files reviewed. In addition, no records indicating the reported removal and replacement of sewer pipes and surrounding soil in about 1983 were found.

The Snohomish County Health District files included a copy of the February 2014 *Environmental Site Assessment: Phase II Soil and Groundwater Investigation* report by Stratum, and an Ecology Environmental Report Tracking System Initial Investigation Field Report (ERTS #651354). The Snohomish Health District conducted a site visit in September 2014, and submitted their findings to Ecology in October 2014.

Ecology records included the February 2014 Stratum report and several Early Notice letters that were sent to the Everett Masonic Corporation in May and June 2015, but were returned unopened.

None of the reviewed files altered, enhanced, or changed the proposed scope of services, and no new information was found.

4.0 SANITARY SEWER INVESTIGATION RESULTS

Terracon reviewed site figures included in the March 2015 EPI report, and available Everett Building Department and Snohomish County Health District records to determine the configuration, age, and flow direction of the former dry cleaner tenant space sanitary sewer lateral. In addition, Terracon contracted with Ground Penetrating Radar Systems, Inc. (GPRS), a utility location contractor, to conduct a ground penetrating radar (GPR) survey and a video survey of the sanitary sewer lateral. The general configuration of the former dry cleaner tenant space sanitary sewer is depicted on Exhibit 3 of Appendix A.

GPRS conducted the GPR and video survey of the former dry cleaner tenant space sanitary sewer system lateral piping on September 16, 2015. The video camera was inserted into the sanitary sewer system piping at two sewer cleanout access ports located near the dry cleaner space west access door. GPRS used the video camera and an electromagnetic (EM) scanner to locate and mark the sanitary sewer pipe position and depth. In addition, GPRS used a GPR survey to locate the sanitary sewer pipe inside of the dry cleaner space.

The video survey indicated that the sanitary sewer pipe is constructed of green polyvinyl chloride (PVC) pipe with tight joints and no signs of leaks or breaks. The PVC sloped down to the south, from a depth of approximately 2 feet below ground surface (bgs) near the west access door, to approximately 7 feet bgs near the southwest corner of the main building. The video camera was unable to pass through PVC pipe joints that appeared to be oriented down and toward the east near the southwest corner of the main building. The video camera was blocked by what appeared to be a metal plate in the PVC sewer pipe located just inside the west access door to the dry cleaner space. The GPR survey indicated that the sewer pipe continued into the women's restroom in the Mason tenant space located north of the dry cleaner space, and continued via a Y-fitting into the dry cleaner space at the former boiler and into the dry cleaner space kitchen area.

5.0 HVAC SYSTEM EVALUATION

Terracon subcontracted Notkin Mechanical Engineers (Notkin) to evaluate the condition and design of the heating, ventilation, and air conditioning (HVAC) systems in the tenant spaces within the main building. Notkin conducted a site walk on August 14, 2015 and examined the HVAC systems in the various tenant space. A copy of the Notkin report, dated September 9, 2015, is included as Appendix D.

According to Notkin, some of the tenants appear to have incorporated some types of HVAC into their spaces, but the vast majority of the areas have little or no mechanical ventilation. Notkin noted that ventilation to meet minimal air exchange rates required opening exterior doors or windows, and that several interior areas were “stuffy” and smelled “stale.” Notkin concluded that

if the existing building is retained and is intended to provide Class “A” rentable space to future tenants, the entire building’s existing HVAC and other mechanical systems should be removed and replaced with new systems that meet current building codes and standards.

6.0 FIELD INVESTIGATION

Terracon has a 100% commitment to the safety of all its employees. As such, and in accordance with our *Incident and Injury Free*® safety goals, Terracon conducted the fieldwork under a site specific health and safety plan developed for this project. Work was performed using the Occupational Health and Safety Administration (OSHA) Level D work attire consisting of hard hats, safety glasses, protective gloves, and protective boots. In an effort to locate underground utilities in the work area, Terracon contacted the Washington State Utility Notification Center to arrange for public underground utility clearance for the proposed borings. In addition, a private utility location service was subcontracted by Terracon to identify the locations and depths of the various utilities located inside and outside the structure to avoid damage to such utilities.

On September 16 and 17, 2015, Terracon field staff mobilized to the site to oversee and conduct geophysical surveying; drilling; and soil vapor, soil, and groundwater sampling work at the site.

6.1 Geophysical Survey

Terracon subcontracted GPRS to perform a geophysical survey of select site portions. GPRS utilized GPR and magnetometer survey methods to attempt to determine the location of buried utilities and piping that may be present at the proposed site exploration areas.

The geophysical survey consisted of scanning the areas of interest first with an EM instrument followed by a GPR scan to further evaluate any EM anomalies, if present. The geophysical survey was performed south, east, and west of the main building, as well as inside the dry cleaner, barber shop, Head Start, and Masonic Lodge spaces.

6.2 Soil Vapor Sampling

Terracon and ESN, a Washington State-licensed driller, mobilized to the site to perform the soil vapor sampling work. Twelve soil vapor probes or sub-slab vapor points were installed inside and around the main building and former dry cleaner tenant space. The purpose of the soil vapor sampling task was to further assess the extent of VOCs in the soil vapor beneath the concrete floor slab, and in the soil surrounding the former dry cleaner tenant space. Soil vapor sampling locations are shown on Exhibit 4 of Appendix A.

In addition to collecting soil vapor samples from the 12 above-mentioned soil vapor probe and sub-slab soil vapor point locations, a soil vapor sample was collected from existing sub-slab soil

vapor sampling point SSV-1, located in the floor of the Masonic lodge tenant space women's restroom across the hallway to the north of the former dry cleaner tenant space.

Exterior Temporary Soil Vapor Sampling Probes

Four temporary soil vapor probes (DP-4 through DP-7) were advanced outside of the main building utilizing a direct-push drill rig. The temporary soil vapor probes were installed east of the main building (DP-4), south of the main building (DP-5), and west of the main building and former dry cleaner tenant space (DP-6 and DP-7). Temporary soil vapor probe DP-7 was located at the western perimeter of the site in order to help assess whether vapor intrusion concerns may extend off the site.

A truck-mounted direct-push drill rig was used to advance soil vapor probes DP-4 through DP-7 to approximately 5 feet bgs. Temporary soil vapor sampling probes were installed in the soil borings. Each temporary soil vapor probe consisted of an expendable sampling point, attached to dedicated Teflon® lined sample tubing leading to the ground surface. The temporary soil vapor probes were set at approximately 5 feet bgs.

After a minimum of 30 minutes had passed to allow for equilibration of the soil probe, up to an approximate three sample volumes of soil vapor were purged from the probe using a low volume air sampling pump. A photoionization detector (PID) with a 10.2 electron volt (eV) ultraviolet lamp source was used to field screen the soil vapor purged from the sampling points for the presence of organic vapors. This device provides a direct reading in parts per million (ppm) isobutylene equivalents. Terracon calibrated the PID in accordance with the manufacturer's recommendations before the field activities. Elevated PID readings (greater than 5 ppm) were not observed during the sampling probe purging process.

Soil vapor samples were collected from the temporary soil vapor probes using clean tedlar bags with sample port fittings equipped with a closeable valve and supplied by the contract analytical laboratory. The tedlar bag was inserted into a lung box, the sample port valve was opened, and the dedicated Teflon® lined sample tubing was connected to the tedlar bag sample port fitting. The lung box was evacuated using an air pump equipped with a foot pedal, causing a negative atmosphere inside the tedlar bag. Soil gas moved into the tedlar bag until the bag was filled, and the tedlar bag sample port valve was then closed.

Following the collection of the soil vapor samples, the drill rods and dedicated Teflon® lined sample tubing were removed from the borings, and the boreholes were grouted to approximately six-inches below the surface grade using hydrated bentonite chips. The boreholes were then capped with "cold patch" asphalt at the ground surface.

Interior Sub-Slab Soil Vapor Sampling Points

Eight sub-slab soil vapor sampling points (VP-1 through VP-8) were installed inside the tenant spaces to further assess locations where previous soil vapor or indoor air sampling results

indicated vapor intrusion may be occurring. Two sub-slab vapor points (VP-1 and VP-3) were installed inside the former dry cleaner space, one sub-slab vapor point (VP-2) was installed inside the west-adjointing barber shop space, one sub-slab vapor point (VP-7) was installed inside the Head Start kitchen space, and four sub-slab vapor points (VP-4 through VP-6 and VP-8) were installed inside the north-adjointing Masonic Lodge spaces.

Soil vapor probes advanced within the building were set sub-slab using a Vapor Pin™ kit, capped, and left in place for potential future sampling. The sampling points were advanced by drilling a 5/8-inch diameter hole through the approximately 4-inch thick concrete slab. A dedicated Vapor Pin™ with a silicon sleeve was tapped into the sampling point. Approximately two sample volumes were purged from the sampling point using a low volume air sampling pump. The surface seal at each sampling point was leak tested by placing a water dam around the vapor pin before sampling was performed. A PID was used to field screen the soil vapor purged from the sampling points. Elevated PID readings (greater than 5 ppm) were not observed during the sampling point purging process.

After a minimum of 30 minutes had passed to allow for equilibration of the soil vapor point, up to an approximate three sample volumes of soil vapor were purged from the vapor point using a low volume air sampling pump. Clean tedlar bags supplied by the contract analytical laboratory were used for collecting the soil vapor samples utilizing a lung box, as described above. After collecting the soil vapor samples, the dedicated Vapor Pin™ sampling points were left in place and capped with a tight-fitting, flush plastic cap.

All soil vapor samples were labeled accordingly and submitted to ALS Laboratory Group (ALS), a Washington-accredited laboratory located in Everett, Washington, under standard chain-of-custody procedures for chemical analysis of VOCs by EPA Method 8260B. The laboratory Chain-of-Custody forms are provided in Appendix F.

6.3 Soil Sampling

A total of 11 soil borings (DP-1 through DP-3 and SB-1 through SB-8) were advanced at the site using a limited access direct-push drill rig, a truck-mounted direct-push drill rig, and a rotary hammer soil probe owned and operated by ESN. The soil borings were advanced west of the former dry cleaner tenant space (DP-1 through DP-3), within the former dry cleaner space (SB-1 through SB-5), within the Masonic Lodge (SB-6 and SB-7) space, and within the barber shop space (SB-8). The concrete floor was cored to accommodate sampling at the locations of borings SB-1 through SB-8. Soil boring locations are shown on Exhibit 5 of Appendix A.

Borings DP-1 through DP-3 and SB-1 through SB-8 were advanced using a direct-push sampler equipped with disposable acetate sample sleeves. A truck-mounted direct-push drill rig was used to advance borings DP-1 through DP-3 exterior to the main building. A limited access direct-push

Revised Limited Site Investigation

View Ridge Plaza ■ Everett, Washington

January 7, 2016 ■ Terracon Project No. 81157132



drill rig was used to advance borings SB-1 through SB-5 within the dry cleaner space. An electric powered rotary hammer with a small diameter direct-push steel sampler was used to advance borings SB-6 through SB-8 in the barber shop and Masonic Lodge spaces.

Throughout the drilling operation, soil samples were obtained continuously (to the extent practical) from four-foot long pushes driven into the ground using a 90 foot-pound percussion hammer, or two-foot long pushes using the rotary hammer. The steel sampling tube was extracted from the hole and the liners were removed and split open. Non-disposable sampling equipment was cleaned using an Alconox® wash and potable water rinse prior to the beginning of the project and before collecting each soil sample.

Direct-push borings DP-1 through DP-3, SB-2, and SB-3 were advanced to approximately 24 feet bgs. Boring SB-1 was planned to be advanced to 24 feet bgs, but drilling refusal was encountered at approximately 16 feet bgs. Drilling refusal was encountered in boring SB-2 at approximately 24 feet bgs, and in boring SB-3 at approximately 23 feet bgs. No soil sample was recovered from boring DP-1 at 8 to 12 feet bgs, so a new boring (DP-1A) was advanced to 12 feet bgs at a location approximately 2 feet northeast of boring DP-1, and a soil sample was collected at 10 feet bgs for chemical analysis. Boring SB-5 was advanced to approximately 5 feet bgs. Boring SB-4, also planned to be advanced to 5 feet bgs, was advanced to 10 feet bgs based on elevated PID readings (257 ppm) observed in the soil sample collected at 5 feet bgs, and additional (deeper) soil samples were collected. Borings SB-6 through SB-8 were advanced to approximately 5 feet bgs. Refusal was encountered in borings SB-6 and SB-7 at approximately 5 feet bgs, and in boring SB-8 at approximately 4 feet bgs.

Terracon field screened the soil samples for organic vapors using a PID. Upon removal of the sampler from the borehole, Terracon put a portion of each sample into a sealable plastic bag. After a stabilization period, Terracon screened the headspace above the soil using the PID. The boring logs include the field screening results for each soil boring. Based on the field screening results, Terracon selected soil samples from each boring for laboratory analysis. As discussed below, additional soil samples were collected from selected borings due to elevated PID readings (greater than 10 ppm).

A total of 45 soil samples, three to eight each from deep borings DP-1 through DP-3 and SB-1 through SB-3 and two to three each from shallow borings SB-4 through SB-8, were collected and submitted for laboratory analysis. Soil samples were collected using an EPA Method 5035 kit and disposable gloves, and placed directly into laboratory supplied glassware. Each sample container was labeled with the project number, date, time, boring number and sample number. Sample containers were placed in a chilled cooler immediately after sampling, and subsequently transported to ALS under strict chain-of-custody procedures. All soil samples were analyzed for VOCs by EPA Method 8260B. The laboratory Chain-of-Custody forms are provided in Appendix F.

After the completion of the soil borings, each of the deep soil borings (DP-1 through DP-3 and SB-1 through SB-3) was converted to a temporary groundwater monitoring well for the collection of a groundwater sample, as discussed below in Section 6.4. At the completion of field activities, the borings were decommissioned using bentonite chips hydrated with potable water and capped to approximately match the existing ground surface.

6.4 Groundwater Monitoring Wells and Groundwater Sampling

Terracon field professional Kyle Long mobilized to the site on September 3, 2015, to measure depth to groundwater in existing site monitoring wells MW-1 through MW-3 and MW-A through MW-C. The approximate monitoring well locations are shown on Exhibit 6 of Appendix A. Measured depth to groundwater ranged from 4.20 feet below the top of the well casing (TOC) at well MW-C, to 10.39 feet below TOC at well MW-A. Based on the depth to water measurements and TOC elevation data provided by others, the groundwater elevation in the monitoring wells range from 303.92 feet to 292.60 feet. Measured depth to water and groundwater elevation data are summarized in Table 1 of Appendix B. The September 2015 groundwater elevation data indicate an inferred horizontal groundwater gradient of approximately 0.018 feet per foot (ft/ft) toward the southeast, as illustrated on Exhibit 6 of Appendix A. Note that the groundwater elevations at wells MW-3 and MW-C were not used to determine the horizontal gradient because they were anomalously high (MW-C) or low (MW-3).

Following the depth to groundwater measurements, existing monitoring wells MW-1 through MW-3 were purged using a peristaltic pump under a low flow methodology. During the purging process, groundwater quality parameters, including temperature, electrical conductivity (EC), pH, turbidity, dissolved oxygen (DO), and oxidation-reduction potential (ORP), were measured at regular intervals using a Horiba U-22 or equivalent water quality meter. Purging was considered complete when three consecutive readings for temperature, EC, and pH were observed within 10% of one-another.

Soil borings DP-1 through DP-3 and SB-1 through SB-3 were converted to temporary groundwater monitoring wells on September 16, 2015, and sampled on September 17, 2015. The temporary groundwater monitoring wells were constructed with the following materials:

- Installation of approximately 10 feet of 1-inch diameter, 0.010-inch machine slotted PVC well screen with sand pack and a threaded bottom cap; and
- Installation of 1-inch diameter, threaded, flush-joint PVC riser pipe to surface.

At the time of drilling, groundwater was observed in the soil borings at depths ranging from approximately 9 to 16 feet bgs. The temporary monitoring well screens were set from approximately 5 to 15 feet bgs in borings DP-1 through DP-3 and SB-1, and from approximately

10 to 20 feet bgs in borings SB-2 and SB-3. The temporary monitoring well completion details are shown in the borings in Appendix E.

The temporary wells were allowed to stabilize overnight before purging and sampling. Depth to groundwater measured in the temporary monitoring wells on September 17, 2015, ranged from approximately 6 to 7 feet bgs at DP-1 through DP-3, and from approximately 11 to 12 feet bgs at SB-1 through SB-3. Each temporary well was purged of approximately 0.5 to 1 gallon of groundwater and then allowed to recharge before sampling. Purged groundwater from the temporary wells was light gray to yellowish gray and slightly to moderately turbid.

Nine groundwater samples were collected from existing monitoring wells MW-1 through MW-3 and the temporary monitoring wells installed in soil borings DP-1 through DP-3 and SB-1 through SB-3. All groundwater samples were collected using a peristaltic pump and dedicated tubing and placed in laboratory-supplied glassware. The sample containers were labeled with the project number, date, time, and sample number and placed in a chilled cooler immediately after sampling. The sample containers were subsequently transported to ALS under strict chain-of-custody procedures. The samples were analyzed for VOCs by EPA Method 8260B. The laboratory Chain-of-Custody forms are provided in Appendix F.

Following the collection of the groundwater samples, the temporary groundwater monitoring well materials were removed and the borings were decommissioned using hydrated bentonite chips, as described above in Section 6.3.

Terracon also estimated the historical horizontal groundwater gradient at the site using groundwater data supplied by others and collected on November 10, 2014, as summarized in Table 1 of Exhibit B. The November 2014 groundwater elevation data indicate an inferred horizontal groundwater gradient of approximately 0.0147 ft/ft toward the southeast, as illustrated on Exhibit 7 of Appendix A. Note that the groundwater elevations at wells MW-3 and MW-C were not used to determine the horizontal gradient because they were anomalously high (MW-C) or low (MW-3).

6.5 Investigation Derived Waste Sampling

Soil cuttings, purge water, and decontamination water were contained in four Department of Transportation (DOT) approved 25-gallon drums as investigation-derived waste (IDW), properly labeled, and staged on-site on the west side of the main building, pending future disposal following review of laboratory analytical data. Two drums containing soil cores and two drums containing purge water/decontamination water were generated as part of the investigation. A composite soil sample (Soil Drum) and a grab water sample (Water Drum) were collected from the drums on October 21, 2015, for waste characterization purposes. The sample containers were subsequently transported to ALS under strict chain-of-custody procedures. The samples were

analyzed for VOCs by EPA Method 8260B. The laboratory Chain-of-Custody forms are provided in Appendix F

7.0 RESULTS OF THE FIELD INVESTIGATION

7.1 Geology/Hydrogeology

The boring logs in Appendix E detail the observed soil stratigraphy. In general, Terracon encountered brown to gray silty sand and sandy silt mixed with gravel below the pavement, to depths ranging from approximately 7 to 8 feet bgs. Tan to brown and occasionally gray to bluish gray silt and clayey silt were encountered from approximately 7 to 8 feet bgs to the boring termination depths. A brown well-graded sand was encountered in borings SB-6 through SB-8 at approximately 0.5 to 2 feet bgs. Thin silty sand layers approximately 0.5-foot thick were encountered in boring SB-1 at approximately 9 and 15.5 feet bgs. Sand and silty sand layers 1.5 to 3 feet thick were encountered in boring SB-3 at approximately 10 and 15 feet bgs. Cross-sections through the former dry cleaner area oriented west-east (cross-section A-A') and south-north (cross-section B-B') are included as Exhibit 8 and Exhibit 9, respectively, of Appendix A. Cross-section locations are shown on Exhibit 5 of Appendix A.

Groundwater was encountered in borings SB-1 through SB-3 and DP-1 through DP-3 at depths ranging from approximately 9 to 16.5 feet bgs. The groundwater appeared to be confined to thin, discontinuous sand and silty sand lenses. Groundwater stabilized overnight in the temporary monitoring wells installed in borings SB-1 through SB-3 at approximately 11 to 12 feet bgs, and in the temporary monitoring wells installed in borings DP-1 through DP-3 at depths ranging from approximately 6 to 7 feet bgs. The observed groundwater data are included on the boring logs in Appendix E.

7.2 Field Screening

The field screening results are summarized on the boring logs in Appendix E. Elevated PID readings ranging from approximately 10 to 1,174 ppm were measured in the soil samples collected from all soil borings except for DP-1 and DP-2. The highest PID readings were observed in the soil samples collected inside the former dry cleaner tenant space from boring SB-1 at approximately 3.5 to 6 feet bgs (139.2 to 225.3 ppm), SB-3 at approximately 2 to 10.5 feet bgs (374 to 1,174 ppm), and SB-4 at approximately 4 to 4.5 feet bgs (257 ppm).

8.0 ANALYTICAL RESULTS

The selected soil vapor, soil, and groundwater samples were analyzed for VOCs by EPA Method 8260B. Reported soil and groundwater concentrations were compared with the Washington State Model Toxics Control Act (MTCA) maximum allowable contaminant levels (WAC 173-340).

Applicable cleanup levels under MTCA can be developed using either Method A tabulated values or using Method B risk-based formulations. Method A and Method B cleanup levels allow for unrestricted land use, including residential use. For the purposes of this report, we have compared the analytical results to the MTCA Method A cleanup levels where available, and to the MTCA Method B cleanup levels for contaminants for which MTCA Method A cleanup levels have not been established (i.e., cis-DCE in soil and groundwater). Reported soil gas concentrations were compared with the Ecology guidance document, *Guidance for Evaluating Soil Vapor Intrusion in Washington State: Investigation and Remedial Action, Review Draft*, dated October 2009. The laboratory analytical reports and chain-of-custody records are attached in Appendix F. The following sections describe the results of the testing.

8.1 Soil Vapor Analytical Results

Soil vapor screening levels used for comparison in this report were obtained from the October 2009 Ecology *Guidance for Evaluating Soil Vapor Intrusion* and the associated *Vapor Intrusion Table*, updated April 6, 2015. These documents are intended to address exposures and risks from subsurface contaminants that may be intruding into indoor air in residential, commercial, and recreational settings. Soil vapor sample results were compared to the 2015 Sub-Slab Soil Gas Screening Level MTCA Method B Cancer screening levels, or MTCA Method B Noncancer screening levels if a MTCA Method B Cancer screening level was not listed.

VOCs were detected in the soil vapor samples collected from all vapor sampling points except for DP-4 and DP-5, including PCE (250 to 660,000 micrograms per cubic meter [$\mu\text{g}/\text{m}^3$]), TCE (1,500 to 50,000 $\mu\text{g}/\text{m}^3$), cis-DCE (1,300 to 100,000 $\mu\text{g}/\text{m}^3$), trans-DCE (0.18 to 1,700 $\mu\text{g}/\text{m}^3$), VC (93 to 1,600 $\mu\text{g}/\text{m}^3$), 1,1-DCE (460 to 1,000 $\mu\text{g}/\text{m}^3$), 1,1,1-trichloroethane (TCA; 410 to 590 $\mu\text{g}/\text{m}^3$), and chloroform (270 to 280 $\mu\text{g}/\text{m}^3$). Soil vapor sample results are summarized in Table 2 of Appendix B. Concentrations of PCE, TCE, and VC in soil vapor are summarized on Exhibit 4 of Appendix A. Note that soil vapor screening levels for cis-DCE and trans-DCE have not been established by Ecology.

PCE was detected in the soil vapor samples collected from vapor points DP-6, VP-1 through VP-8, and existing vapor point SSV-1 at concentrations ranging from 550 to 660,000 $\mu\text{g}/\text{m}^3$, which are well above the Ecology screening level of 321 $\mu\text{g}/\text{m}^3$.

TCE was detected in the soil vapor samples collected from VP-1 through VP-8 and SSV-1 at concentrations ranging from 1,500 to 50,000 $\mu\text{g}/\text{m}^3$, which are well above the Ecology screening level of 12.3 $\mu\text{g}/\text{m}^3$.

VC was detected in the soil vapor samples collected from DP-6, DP-7, VP-1 through VP-4, and SSV-1 at concentrations ranging from 93 to 1,900 $\mu\text{g}/\text{m}^3$, which are well above the Ecology screening level of 9.33 $\mu\text{g}/\text{m}^3$.

1,1-DCE was detected in the soil vapor samples collected from VP-1 through VP-3 at concentrations ranging from 460 to 1,000 $\mu\text{g}/\text{m}^3$, which are below the Ecology screening level of 3,050 $\mu\text{g}/\text{m}^3$.

TCA was detected in the soil vapor samples collected from VP-3 and SSV-1 at concentrations of 590 and 410 $\mu\text{g}/\text{m}^3$, respectively, which are below the Ecology screening level of 7,620 $\mu\text{g}/\text{m}^3$.

Chloroform was detected in the soil vapor samples collected from VP-2 and SSV-1 at concentrations of 270 and 280 $\mu\text{g}/\text{m}^3$, respectively, which are well above the Ecology screening level of 3.62 $\mu\text{g}/\text{m}^3$.

All other soil vapor sample results were either below the analytical laboratory method reporting limits (MRLs), or below their relevant Ecology screening levels.

The highest PCE and TCE concentrations were reported for the soil vapor sample collected from vapor point VP-3, located in the northeast portion of the former dry cleaner space. The PCE, TCE, cis-DCE, trans-DCE, VC, and 1,1-DCE soil vapor sample concentrations from VP-3 were used to calculate theoretical indoor air concentrations for the overlying building using the EPA's Site Assessment Calculation for Indoor Air Concentration, which utilizes the Johnson and Ettinger (JEM) simplified model for vapor intrusion. The model calculates the probable range of indoor air concentrations (expressed as low, best estimate, and high theoretical values) for a given contaminant in a structure based on the identified subsurface concentrations and site conditions, including soil and building properties.

In addition to the VP-3 soil vapor calculations, the PCE, TCE, VC, and/or 1,1-DCE soil vapor concentrations for VP-2 and VP-6 through VP-8, located in the tenant spaces surrounding the former dry cleaner, were used to calculate theoretical indoor air concentrations. The JEM calculation sheets are included in Appendix G.

The calculated best estimate theoretical indoor air concentration results from the JEM simplified model were compared with the MTCA Method B indoor air cleanup levels, and are presented in Table 3 of Appendix B. In addition, calculated MTCA Method B indoor air cleanup levels for a reasonable maximum exposure (RME) at a commercial facility, previously prepared for the site by others, are included in Table 3. EPI's historical indoor air sample results from December 2014, January 2015, and April 2015 are also listed in Table 3, for reference.

Based on the JEM model calculations, the predicted best estimate indoor air concentrations for PCE ranged from 114.9 to 1,915 $\mu\text{g}/\text{m}^3$, which are above the MTCA Method B indoor air cleanup level of 9.62 $\mu\text{g}/\text{m}^3$, as well as the RME MTCA Method B cleanup level of 42.2 $\mu\text{g}/\text{m}^3$. These values are comparable to the historical indoor air analytical results reported by EPI.

The predicted best estimate indoor air concentrations for TCE ranged from 4.94 to 2,107 $\mu\text{g}/\text{m}^3$, which are above the MTCA Method B indoor air cleanup level of 0.37 $\mu\text{g}/\text{m}^3$, as well as the RME MTCA Method B cleanup level of 2.57 $\mu\text{g}/\text{m}^3$. These values are comparable to the historical indoor air analytical results reported by EPI.

The predicted best estimate indoor air concentration for cis-DCE for the soil vapor sample collected from VP-3 was 322 $\mu\text{g}/\text{m}^3$, which is above the MTCA Method B indoor air cleanup level of 16 $\mu\text{g}/\text{m}^3$, as well as the RME MTCA Method B cleanup level of 153.57 $\mu\text{g}/\text{m}^3$. This value was above the historical indoor air analytical results reported by EPI.

The predicted best estimate indoor air concentrations for VC ranged from 1.91 to 5.76 $\mu\text{g}/\text{m}^3$, which are above the MTCA Method B indoor air cleanup level of 0.28 $\mu\text{g}/\text{m}^3$, as well as the RME MTCA Method B cleanup level of 1.2 $\mu\text{g}/\text{m}^3$. These values were above the historical indoor air analytical results reported by EPI.

8.2 Soil Sample Results

VOCs were detected in the soil samples collected from all borings except DP-2, including PCE (0.012 to 8,400 milligrams per kilogram [mg/kg]), TCE (0.014 to 140 mg/kg), cis-DCE (0.15 to 130 mg/kg), trans-DCE (0.14 to 4.8 mg/kg), VC (0.14 to 3.9 mg/kg), p-isopropyltoluene (0.29 to 0.67 mg/kg), toluene (0.43 mg/kg), benzene (0.006 to 0.043 mg/kg), and 1,2-dibromoethane (EDB; 0.011 mg/kg). Soil sample results are summarized in Table 3 of Appendix B. Concentrations of PCE, TCE, cis-DCE, and VC in soil are summarized on Exhibit 5 of Appendix A. Concentrations of PCE in soil are also shown on the cross-sections in Exhibit 8 and Exhibit 9 of Appendix A.

PCE was detected at concentrations ranging from 0.064 to 8,400 mg/kg in the soil samples collected from borings DP-3 and SB-1 through SB-4 at depths ranging from approximately 1 to 22.5 feet bgs, which exceed the MTCA Method A cleanup level of 0.05 mg/kg.

TCE was detected at concentrations ranging from 0.031 to 140 mg/kg in the soil samples collected from borings DP-1/DP-1A, DP-3, and SB-1 through SB-4 at depths ranging from approximately 1 to 15.5 feet bgs, which exceed the MTCA Method A cleanup level of 0.03 mg/kg.

Benzene was detected at a concentration of 0.043 mg/kg in the soil sample collected from boring SB-1 at approximately 7.5 feet bgs, which slightly exceeds the MTCA Method A cleanup level of 0.03 mg/kg. The source of the benzene in soil is unknown.

All other soil sample results were either below the analytical laboratory MRLs, or were below the MTCA Method A or MTCA Method B cleanup levels.

8.3 Groundwater Sample Results

VOCs were detected in the groundwater samples collected from existing monitoring well MW-1, and from the temporary monitoring wells installed in borings SB-1 through SB-3 and DP-1 through DP-3, including PCE (21 to 24,000 micrograms per liter [$\mu\text{g/L}$]), TCE (3 to 2,100 $\mu\text{g/L}$), cis-DCE (54 to 13,000 $\mu\text{g/L}$), trans-DCE (3 to 29 $\mu\text{g/L}$), VC (0.46 to 830 $\mu\text{g/L}$), 1,1-DCE (6.9 to 7.1 $\mu\text{g/L}$), toluene (2 $\mu\text{g/L}$), and chloroethane (10 to 15 $\mu\text{g/L}$). Groundwater sample results are summarized in Table 4 of Appendix B. Concentrations of PCE, TCE, cis-DCE, and VC in groundwater are summarized on Exhibit 6 of Appendix A.

PCE was detected at concentrations ranging from 21 to 24,000 $\mu\text{g/L}$ in the groundwater samples collected from the temporary monitoring wells installed in borings SB-3 and DP-1 through DP-3, which exceed the MTCA Method A cleanup level of 5 $\mu\text{g/L}$.

TCE was detected at concentrations ranging from 42 to 2,100 $\mu\text{g/L}$ in the groundwater samples collected from the temporary monitoring wells installed in borings SB-2, SB-3, and DP-1 through DP-3, which exceed the MTCA Method A cleanup level of 5 $\mu\text{g/L}$.

Cis-DCE was detected at concentrations ranging from 54 to 13,000 $\mu\text{g/L}$ in the groundwater samples collected from the temporary monitoring wells installed in borings SB-1 through SB-3, DP-1, and DP-3, which exceed the MTCA Method B cleanup level of 16 $\mu\text{g/L}$.

VC was detected at concentrations ranging from 0.46 to 830 $\mu\text{g/L}$ in the groundwater samples collected from existing monitoring well MW-1, and from the temporary monitoring wells installed in borings SB-1 through SB-3 and DP-1 through DP-3, which exceed the MTCA Method A cleanup level of 0.20 $\mu\text{g/L}$.

All other groundwater sample results were either below the analytical laboratory MRLs, or were below the MTCA Method A or MTCA Method B cleanup levels.

8.4 Investigation Derived Waste Sample Results

PCE (0.46 mg/kg) and cis-DCE (0.017 mg/kg) were detected in the Soil Drum IDW sample. All other IDW soil and water sample results were below the analytical laboratory MRLs.

8.5 Quality Assurance/Quality Control Results

The analytical results for the current investigation were checked for completeness immediately upon receipt from the laboratory to ensure that data and QA/QC information requested were present. Data quality was assessed by considering hold times, surrogate recovery, method blanks, matrix spike and matrix spike duplicate (MS/MSD) recovery, and detection limits. QA/QC

Revised Limited Site Investigation

View Ridge Plaza ■ Everett, Washington

January 7, 2016 ■ Terracon Project No. 81157132



review was completed using guidance described in *USEPA Contract Laboratory Program National Functional Guidelines for Superfund Organic Methods Data Review* (Draft Final, USEPA, 2005). Our evaluation assumes that the QA/QC is correct as reported by the laboratory, and merely provides an interpretation of the QA/QC results.

Hold Times. Soil vapor samples collected from all vapor sampling points except for DP-4 and DP-5 were analyzed past the 2-day holding time for vapor samples collected in tedlar bags, due to the need to re-run samples with high VOC concentrations at a dilution. These sample results should be interpreted to represent minimum soil vapor concentrations.

The analytical laboratory flagged the PCE, TCE, and/or cis-DCE results for the soil vapor samples collected from VP-1 through VP-8 and existing vapor probe SSV-1 with an H3 notation - Analysis of sample dilution performed outside of hold time.

The analytical laboratory flagged the PCE results for the vapor samples collected from DP-6 and DP-7 with an H4 notation - Sample re-analysis or confirmation performed outside of hold time.

All other analyses were completed within specified hold times.

Interferences. The analytical laboratory flagged the VC results for the soil samples collected from boring SB-1 at 7 and 15 feet bgs with an F3 notation - Analyte results biased high due to coeluting compound.

Surrogate Recoveries. All surrogate recoveries were within laboratory limits.

Method Blanks. Analytes were not detected in any of the laboratory method blanks.

MS/MSD Results. MS and MSD recoveries were all within laboratory limits, and Relative Percent Differences (RPDs) between MS and MSD recoveries were all within laboratory limits.

Laboratory Reporting Limits. The reporting limits for PCE, TCE, trans-DCE, and/or 1,1-DCE in the groundwater samples collected from the temporary wells installed in borings SB-1 through SB-3 were above their respective MTCA Method A or MTCA Method B cleanup levels.

Reporting limits for VOCs in all other soil vapor, soil, and groundwater samples were below relevant MTCA cleanup levels.

Based upon our interpretation of quality control information provided by the laboratories, it is our opinion that the overall dataset is useable as qualified for the purposes of this report.

9.0 CONCLUSIONS

Based on the scope of services described in this report and subject to the limitations described herein, Terracon concludes the following.

PCE, TCE, VC, and/or chloroform concentrations detected in the soil vapor samples collected from 11 of the 13 sub-slab vapor points or temporary soil vapor probes installed in, and to the west of, the former dry cleaner tenant space and surrounding tenant spaces exceeded the Ecology sub-slab soil vapor screening levels. In addition, JEM simplified model results for soil vapor samples collected from within the former dry cleaner space and the surrounding tenant spaces calculated predicted best estimate indoor air concentrations that exceed the MTCA Method B cleanup levels for PCE, TCE, cis-DCE, and VC. The inferred limits of soil vapor impacts exceeding the Ecology sub-slab soil vapor screening levels covers at least the southern half of the main building area, as well as the area west of the main building (Exhibit 4). The extents of soil vapor impacts inside the main building to the north and east of the former dry cleaner, and outside of the main building to the west of the former dry cleaner, have not been fully defined.

PCE and/or TCE concentrations in 26 of the 45 soil samples collected from the site exceeded the MTCA Method A cleanup levels, to depths ranging from 1 to 22.5 feet bgs. A soil sample collected from boring SB-1 at approximately 7.5 feet bgs also contained benzene at a concentration exceeding the MTCA Method A cleanup level. The source of the benzene in soil is unknown. The estimated area of soil impacts exceeding the MTCA Method A cleanup levels appears to be confined to the former dry cleaner tenant space, and an area to the west of the former dry cleaner space (Exhibit 5). The extents of soil impacts to the northeast of the former dry cleaner space have not been fully defined. The calculated volume of impacted soil, based on the results of this LSI and historical site investigations, is approximately 60 feet by 70 feet, with an average depth of up to 20 feet bgs (84,000 cubic feet, or approximately 3,111 cubic yards).

PCE, TCE, cis-DCE, and/or VC concentrations in grab groundwater samples collected from all six of the temporary monitoring wells installed at the site exceed the MTCA Method A or MTCA Method B cleanup levels. VC was also detected in the groundwater sample collected from existing monitoring well MW-1 at a concentration exceeding the MTCA Method A cleanup level. The estimated area of groundwater impacts exceeding the MTCA Method A or MTCA Method B cleanup levels appears to be confined to the former dry cleaner tenant space, and the area to the west of the former dry cleaner space (Exhibit 6). The extent of groundwater impacts to the east, west, and northwest of the former dry cleaner space have not been fully defined, and may extend off the site to the west. Shallow groundwater appears to be confined to thin, discontinuous lenses of sand and silty sand.

10.0 RECOMMENDATIONS

Based on the findings of the LSI and a review of the results from the previous investigations conducted at the site by others, Terracon recommends the following additional actions for this project site.

Installation of Additional Soil Vapor Probes and Additional Soil Vapor sampling. The extent of sub-slab vapor concentrations exceeding the Ecology screening levels has not been fully defined. Terracon recommends that four to five additional permanent soil vapor points be installed inside the Head Start and Masonic Lodge spaces to further define the extent of sub-slab soil vapor impacts. In addition, two to three permanent soil vapor probes should be installed along the west property boundary to the west of the former dry cleaner to further define soil vapor impacts to the west of the main building. All existing and new soil vapor points should be sampled for VOCs.

Installation of Additional Groundwater Monitoring Wells. The extent of groundwater impacts to the east, west, and northwest of the former dry cleaner space has not been fully defined. Terracon recommends that a minimum of four to five additional permanent groundwater monitoring wells be installed on the west side of the main building to the north and south of existing monitoring well MW-1, south of the main building to the north of existing monitoring well MW-3, and inside the former dry cleaner space. The new wells should be developed and surveyed. All new and existing monitoring wells should be sampled for VOCs on a quarterly basis to help establish seasonal variations in groundwater quality and gradient.

Completion of a Risk Management and Alternative Cleanup Values Evaluation. Terracon recommends that the existing and proposed soil vapor, soil, and groundwater data be evaluated to establish risk based site-specific MTCA Method B cleanup levels that are protective of human health and the environment. The risk assessment evaluation should take into account the planned usage of the property (commercial, residential, or mixed use), potential chemical exposures to workers and/or residents, including infants and young children, and proposed engineering or institutional controls.

Preparation of an RI/FS Report and VCP Application. Terracon recommends that a summary Remedial Investigation and Feasibility Study (RI/FS) report be prepared following the installation and sampling of the additional soil vapor probes and groundwater monitoring wells. The report should summarize all site investigation and characterization work that has been completed at the site, present the site-specific risk-based cleanup levels, establish points of compliance, and discuss remedial alternatives. A copy of the RI/FS and all reports not previously provided to Ecology should be submitted to Ecology, along with a Voluntary Cleanup Program (VCP) application.

APPENDIX A – EXHIBITS

Exhibit 1 – Site Location

Exhibit 2 – Property Map

Exhibit 3 – Site Exploration Map

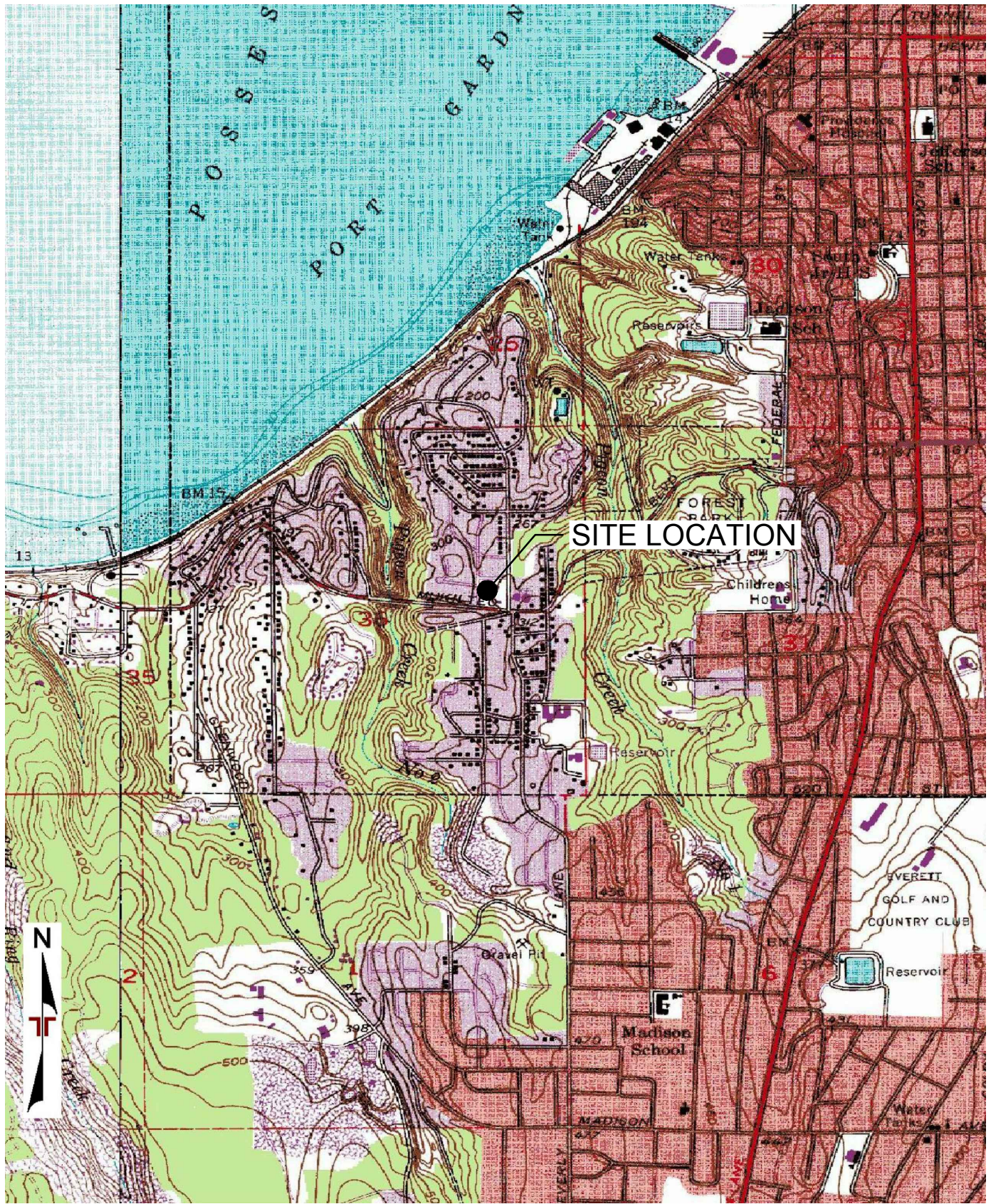
Exhibit 4 – Soil Boring Locations with Concentrations

Exhibit 5 – Well/Boring Locations with Groundwater
Concentrations

Exhibit 6 – Soil Vapor Sample Locations with Concentrations

Exhibit 7 – Cross-Section A-A' with PCE Concentrations

Exhibit 8 – Cross-Section B-B' with PCE Concentrations



TOPOGRAPHIC MAP IMAGE COURTESY OF U.S. GEOLOGICAL SURVEY
 QUADRANGLES INCLUDE: MUKILTEO, WA (1/1/1978) AND EVERETT, WA (1/1/1973).

Project Mngr:	MDN	Project No.	81157132
Drawn By:	AWS	Scale:	NTS
Checked By:	MDN	File No.	EXHIBITS
Approved By:	MYW	Date:	SEPT 2015

Terracon
 Consulting Engineers and Scientists

21905 64th Avenue W., Site 100 Mountlake Terrace, WA 98043
 PH. (425) 771-3304 FAX. (425) 771-3549

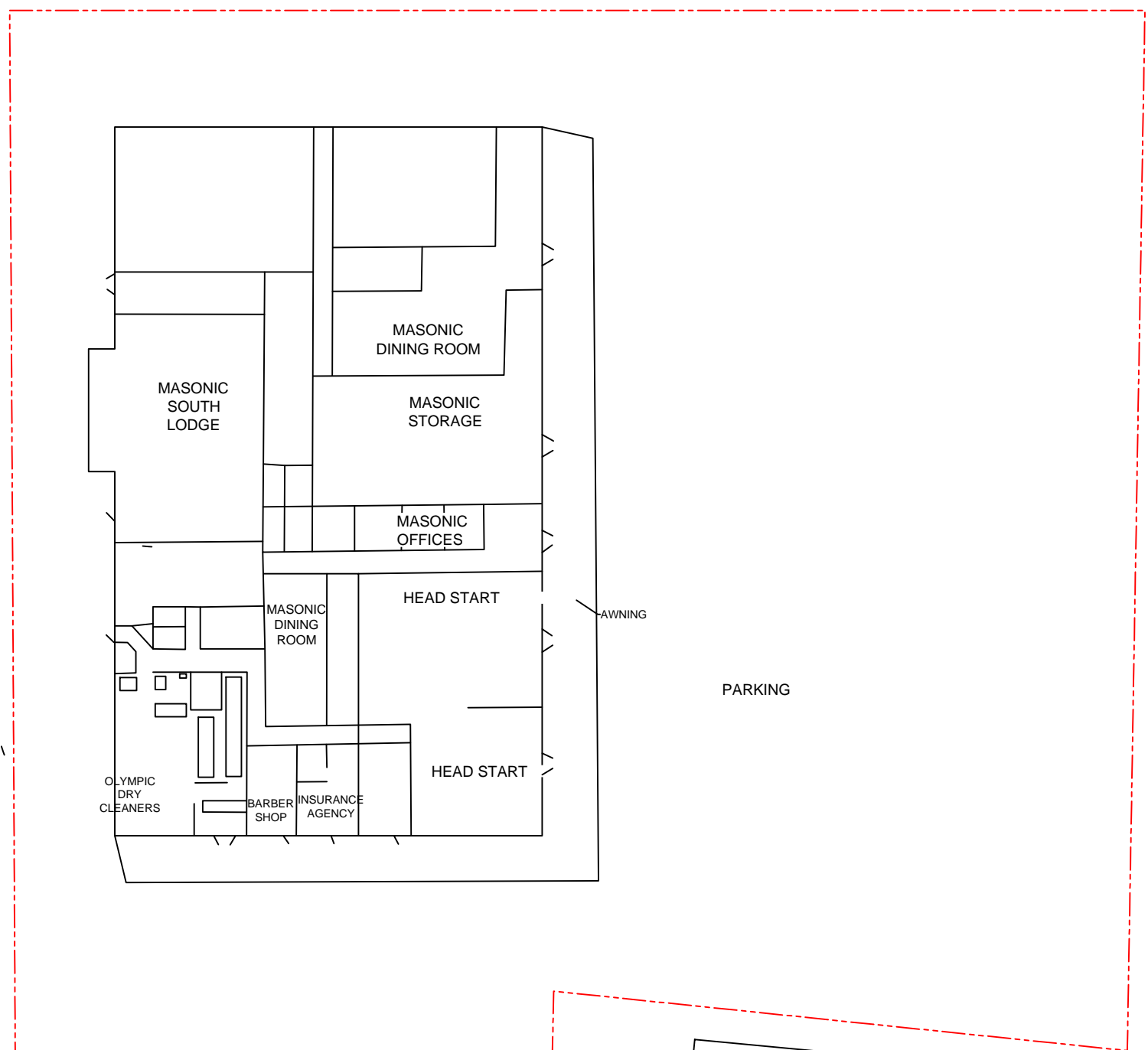
SITE LOCATION
 VIEW RIDGE PLAZA
 220 OLYMPIC BOULEVARD
 EVERETT, SNOHOMISH COUNTY, WASHINGTON




ELM STREET

OLYMPIC BOULEVARD

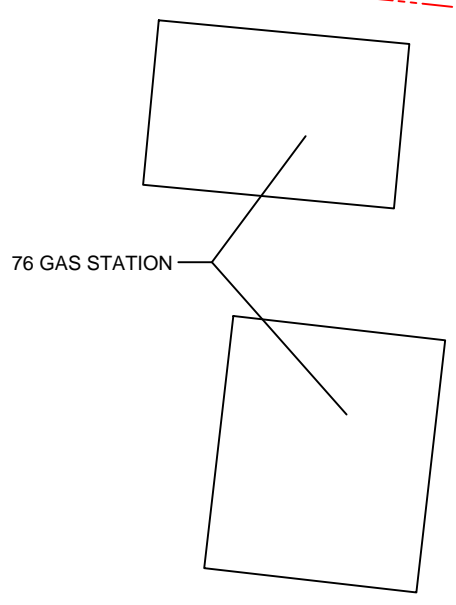
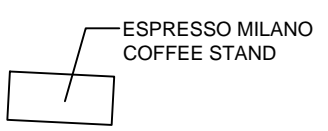
PARKING




PARKING



PARKING



W MUKILTEO BOULEVARD

LEGEND:
 APPROXIMATE SITE BOUNDARY



Project Mngr:	MDN	Project No.	81157132
Drawn By:	AWS	Scale:	AS SHOWN
Checked By:	MDN	File No.	EXHIBITS
Approved By:	MYW	Date:	SEPT 2015

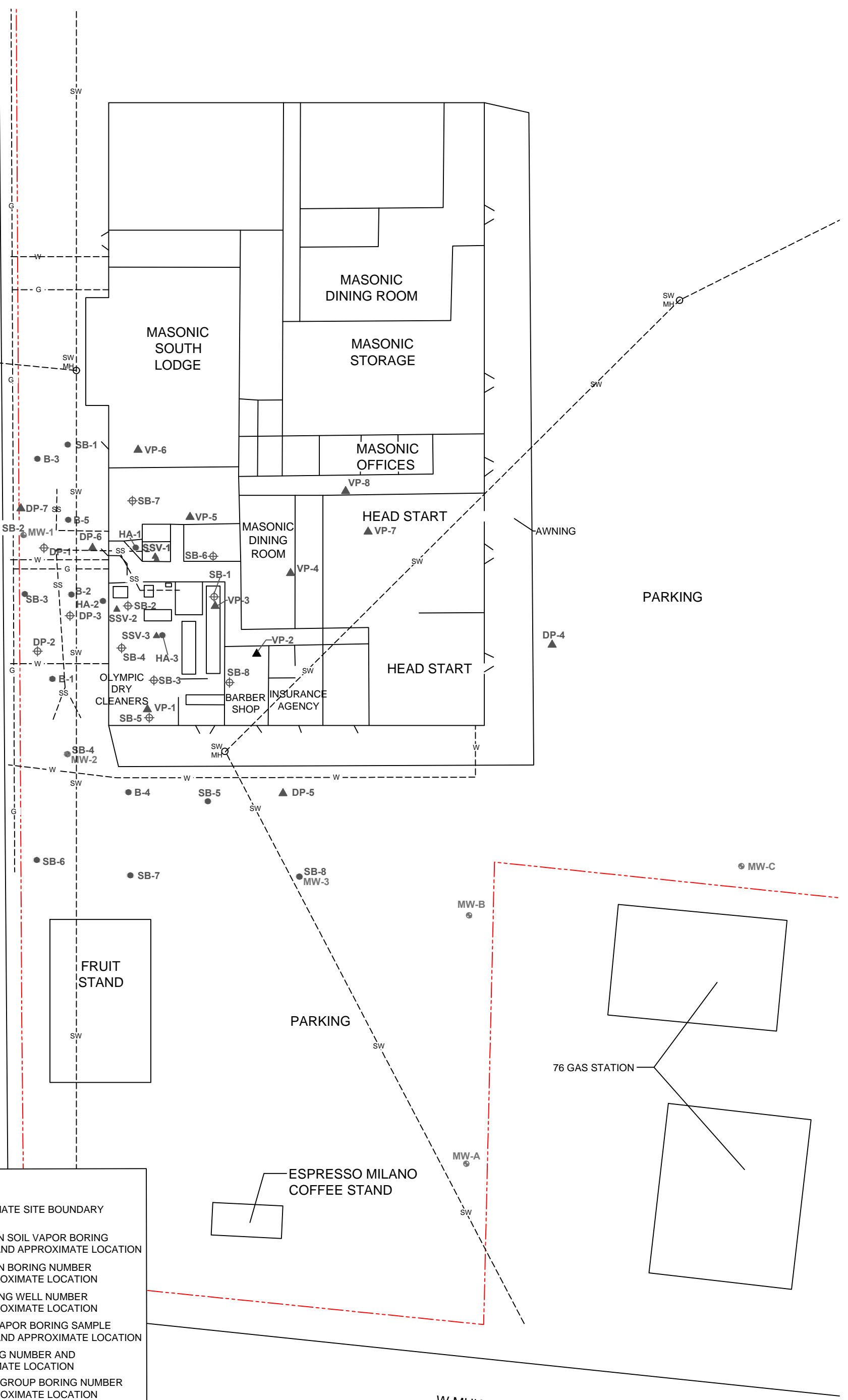
Terracon
 Consulting Engineers and Scientists
 21905 64th Avenue W., Ste 100 Mountlake Terrace, WA 98043
 PH. (425) 771-3304 FAX. (425) 771-3549

PROPERTY MAP
 VIEW RIDGE PLAZA
 220 OLYMPIC BOULEVARD
 EVERETT, SNOHOMISH COUNTY, WASHINGTON

EXHIBIT
 2



ELM STREET



LEGEND:

- APPROXIMATE SITE BOUNDARY
- VP-1** TERRACON SOIL VAPOR BORING NUMBER AND APPROXIMATE LOCATION
- DP-4** TERRACON BORING NUMBER AND APPROXIMATE LOCATION
- DP-1** TERRACON BORING NUMBER AND APPROXIMATE LOCATION
- SB-1** EPI BORING NUMBER AND APPROXIMATE LOCATION
- MW-1** MONITORING WELL NUMBER AND APPROXIMATE LOCATION
- SSV-1** EPI SOIL VAPOR BORING SAMPLE NUMBER AND APPROXIMATE LOCATION
- SB-1** EPI BORING NUMBER AND APPROXIMATE LOCATION
- B-1** STRATUM GROUP BORING NUMBER AND APPROXIMATE LOCATION
- SS** SANITARY SEWER LATERAL
- SW** STORMWATER LINE
- G** NATURAL GAS LINE
- w** WATER SERVICE LINE



Project Mngr:	MDN	Project No.	81157132
Drawn By:	AWS	Scale:	AS SHOWN
Checked By:	MDN	File No.	EXHIBITS
Approved By:	MYW	Date:	SEPT 2015

Terracon
Consulting Engineers and Scientists

21905 64th Avenue W., Ste 100 Mountlake Terrace, WA 98043
PH. (425) 771-3304 FAX. (425) 771-3549

SITE EXPLORATION MAP
VIEW RIDGE PLAZA
220 OLYMPIC BOULEVARD
EVERETT, SNOHOMISH COUNTY, WASHINGTON

EXHIBIT
3



NOTES:

SAMPLE NUMBER

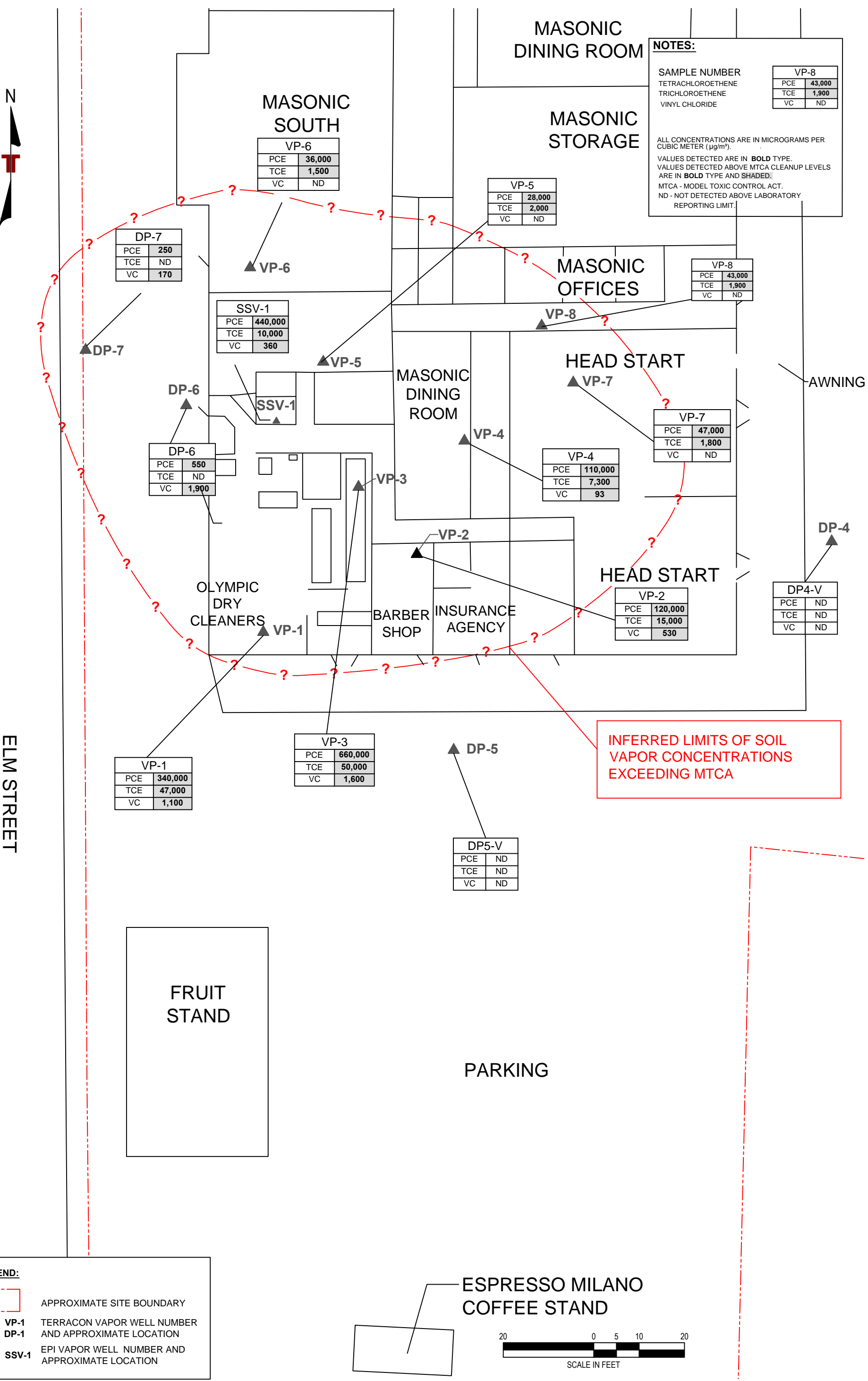
VP-8	
PCE	43,000
TCE	1,900
VC	ND

TETRACHLOROETHENE
TRICHLOROETHENE
VINYL CHLORIDE

ALL CONCENTRATIONS ARE IN MICROGRAMS PER CUBIC METER ($\mu\text{g}/\text{m}^3$).

VALUES DETECTED ARE IN **BOLD** TYPE.
VALUES DETECTED ABOVE MTCA CLEANUP LEVELS ARE IN **BOLD** TYPE AND SHADED.

MTCA - MODEL TOXIC CONTROL ACT.
ND - NOT DETECTED ABOVE LABORATORY REPORTING LIMIT.



INFERRED LIMITS OF SOIL VAPOR CONCENTRATIONS EXCEEDING MTCA

ELM STREET

LEGEND:

APPROXIMATE SITE BOUNDARY

VP-1 TERRACON VAPOR WELL NUMBER AND APPROXIMATE LOCATION

DP-1

SSV-1 EPI VAPOR WELL NUMBER AND APPROXIMATE LOCATION

ESPRESSO MILANO COFFEE STAND



Project Mng:	MDN	Project No.	81157132
Drawn By:	AWS	Scale:	AS SHOWN
Checked By:	MDN	File No.	EXHIBITS
Approved By:	MYW	Date:	SEPT 2015

Terracon
Consulting Engineers and Scientists

21905 64th Avenue W., Ste 100 Mountlake Terrace, WA 98043
PH. (425) 771-3304 FAX. (425) 771-3549

VAPOR WELL LOCATIONS WITH SOIL VAPOR CONCENTRATIONS

VIEW RIDGE PLAZA
220 OLYMPIC BOULEVARD
EVERETT, SNOHOMISH COUNTY, WASHINGTON

HEATHER ROAD

MASONIC SOUTH LODGE

MASONIC STORAGE

NOTES:

SAMPLE NUMBER SB-2
 DEPTH IN FEET
 TETRACHLOROETHENE
 TRICHLOROETHENE
 CIS-1,2-DICHLOROETHENE
 VINYL CHLORIDE

DEPTH	1'
PCE	3.3
TCE	0.22
cDCE	0.38
VC	ND

ALL CONCENTRATIONS ARE IN MILLIGRAMS PER KILOGRAM (mg/kg).
 VALUES DETECTED ARE IN **BOLD** TYPE.
 VALUES DETECTED ABOVE MTCA CLEANUP LEVELS ARE IN **BOLD** TYPE AND **SHADED**.
 MTCA - MODEL TOXIC CONTROL ACT.
 ND - NOT DETECTED ABOVE LABORATORY REPORTING LIMIT.



SB-2 (EPI)			
DEPTH	2'	5'	10'
PCE	<0.01	<0.01	<0.01
TCE	<0.01	<0.01	<0.01
cDCE	<0.01	<0.01	<0.01
VC	<0.01	<0.01	<0.01

SB-7		
DEPTH	1'	4'
PCE	ND	ND
TCE	ND	ND
cDCE	ND	ND
VC	ND	ND

SB-2							
DEPTH	1'	3'	10'	13'	15'	19'	23.5'
PCE	3.3	2.1	1.2	130	1.1	ND	ND
TCE	0.22	0.63	0.10	9.4	6.1	ND	ND
cDCE	0.38	0.25	0.15	22	26	ND	ND
VC	ND	0.11	ND	0.022	0.96	ND	ND

DP-1			
DEPTH	5'	10'	15'
PCE	ND	0.050	ND
TCE	ND	0.030	ND
cDCE	ND	ND	ND
VC	ND	ND	ND

HA-1		
DEPTH	1'	4'
PCE	4.800	0.250
TCE	0.054	0.063
cDCE	0.093	14.000
VC	<0.01	0.710

SB-6		
DEPTH	1'	4'
PCE	0.026	ND
TCE	ND	ND
cDCE	ND	1.1
VC	ND	ND

SB-3 (EPI)			
DEPTH	2'	5'	10'
PCE	<0.01	<0.01	<0.01
TCE	<0.01	<0.01	<0.01
cDCE	<0.01	<0.01	<0.01
VC	<0.01	<0.01	<0.01

B-2		
DEPTH	9'	20'
PCE	0.630	0.022
TCE	0.014	<0.01
cDCE	0.014	<0.01

DP-3							
DEPTH	5'	8'	11.5'	13'	14.5'	20'	24'
PCE	ND	25	140	160	0.12	0.025	ND
TCE	ND	1.3	4.4	6.7	0.015	ND	ND
cDCE	ND	1.7	1.4	1.3	ND	ND	ND
VC	0.16	0.080	0.073	0.052	ND	ND	ND

DP-2			
DEPTH	5'	10'	15'
PCE	ND	ND	ND
TCE	ND	ND	ND
cDCE	ND	ND	ND
VC	ND	ND	ND

B-1	
DEPTH	4'
PCE	<0.01
TCE	<0.01
cDCE	<0.01

SB-4			
DEPTH	1'	4.5'	9.5'
PCE	15	7.8	ND
TCE	0.95	60	0.031
cDCE	1.4	11	7.8
VC	ND	0.025	2.4

SB-4 (EPI)			
DEPTH	5'	8'	14'
PCE	<0.01	<0.01	<0.01
TCE	<0.01	<0.01	<0.01
cDCE	<0.01	<0.01	<0.01
VC	<0.01	<0.01	<0.01

B-4	
DEPTH	7'
PCE	<0.01
TCE	<0.01
cDCE	<0.01

SB-5		
DEPTH	1'	4'
PCE	0.050	ND
TCE	0.024	ND
cDCE	0.56	0.78
VC	0.10	0.26

SB-5 (EPI)			
DEPTH	5'	10'	15'
PCE	<0.01	<0.01	<0.01
TCE	<0.01	<0.01	<0.01
cDCE	<0.01	<0.01	<0.01
VC	<0.01	<0.01	<0.01

SB-3								
DEPTH	2'	2.5'	4.5'	10'	14.5'	15.5'	19.5'	22.5'
PCE	4.4	8,400	330	0.15	3.0	0.78	0.064	0.16
TCE	0.38	140	51	0.022	3.3	0.047	ND	0.014
cDCE	0.64	32	42	0.57	19	0.83	ND	ND
VC	ND	ND	0.014	0.33	3.9	1.1	ND	ND

APPROXIMATE AREA OF IMPACTS EXCEEDING MTCA

LEGEND:

- APPROXIMATE SITE BOUNDARY
- ⊕ DP-1 TERRACON BORING NUMBERS AND APPROXIMATE LOCATION
- ⊕ SB-1
- B-1 STRATUM GROUP BORING NUMBER AND APPROXIMATE LOCATION
- SB-1 EPI BORING NUMBER AND APPROXIMATE LOCATION
- A A' CROSS-SECTION LINE (SEE FIGURES 8 AND 9)



Project Mngr:	MDN	Project No.	81157132
Drawn By:	AWS	Scale:	AS SHOWN
Checked By:	MDN	File No.	EXHIBITS
Approved By:	MYW	Date:	SEPT 2015

Terracon
 Consulting Engineers and Scientists
 21905 64th Avenue W, Ste 100 Mountlake Terrace, WA 98043
 PH. (425) 771-3304 FAX. (425) 771-3549

BORING LOCATIONS WITH SOIL CONCENTRATIONS
 VIEW RIDGE PLAZA
 220 OLYMPIC BOULEVARD
 EVERETT, SNOHOMISH COUNTY, WASHINGTON

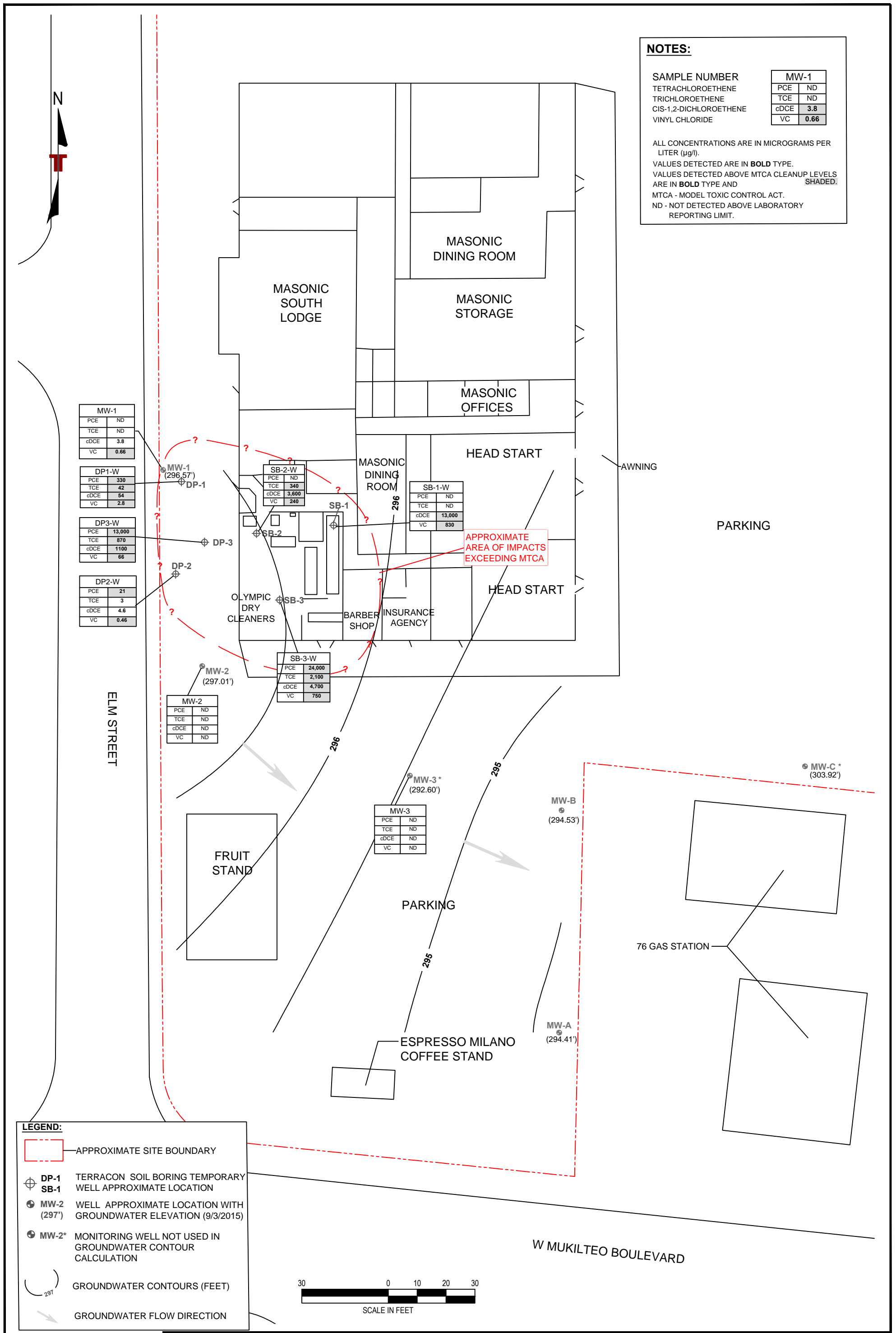
Basemap PDF file provided by Client and modified by Terracon.

NOTES:

SAMPLE NUMBER
 TETRACHLOROETHENE
 TRICHLOROETHENE
 CIS-1,2-DICHLOROETHENE
 VINYL CHLORIDE

MW-1	
PCE	ND
TCE	ND
cDCE	3.8
VC	0.66

ALL CONCENTRATIONS ARE IN MICROGRAMS PER LITER (µg/l).
 VALUES DETECTED ARE IN **BOLD** TYPE.
 VALUES DETECTED ABOVE MTCA CLEANUP LEVELS ARE IN **BOLD** TYPE AND **SHADED**.
 MTCA - MODEL TOXIC CONTROL ACT.
 ND - NOT DETECTED ABOVE LABORATORY REPORTING LIMIT.



MW-1	
PCE	ND
TCE	ND
cDCE	3.8
VC	0.66

DP1-W	
PCE	330
TCE	42
cDCE	54
VC	2.8

DP3-W	
PCE	13,000
TCE	870
cDCE	1100
VC	66

DP2-W	
PCE	21
TCE	3
cDCE	4.6
VC	0.46

SB-2-W	
PCE	ND
TCE	340
cDCE	3,600
VC	240

SB-1-W	
PCE	ND
TCE	ND
cDCE	13,000
VC	830

SB-3-W	
PCE	24,000
TCE	2,100
cDCE	4,700
VC	750

MW-2	
PCE	ND
TCE	ND
cDCE	ND
VC	ND

MW-3	
PCE	ND
TCE	ND
cDCE	ND
VC	ND

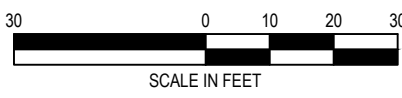
MW-B	
PCE	ND
TCE	ND
cDCE	ND
VC	ND

MW-A	
PCE	ND
TCE	ND
cDCE	ND
VC	ND

MW-C*	
PCE	ND
TCE	ND
cDCE	ND
VC	ND

LEGEND:

- APPROXIMATE SITE BOUNDARY
- DP-1 TERRACON SOIL BORING TEMPORARY WELL APPROXIMATE LOCATION
- SB-1
- MW-2 WELL APPROXIMATE LOCATION WITH GROUNDWATER ELEVATION (9/3/2015)
- MW-2* MONITORING WELL NOT USED IN GROUNDWATER CONTOUR CALCULATION
- GROUNDWATER CONTOURS (FEET)
- GROUNDWATER FLOW DIRECTION



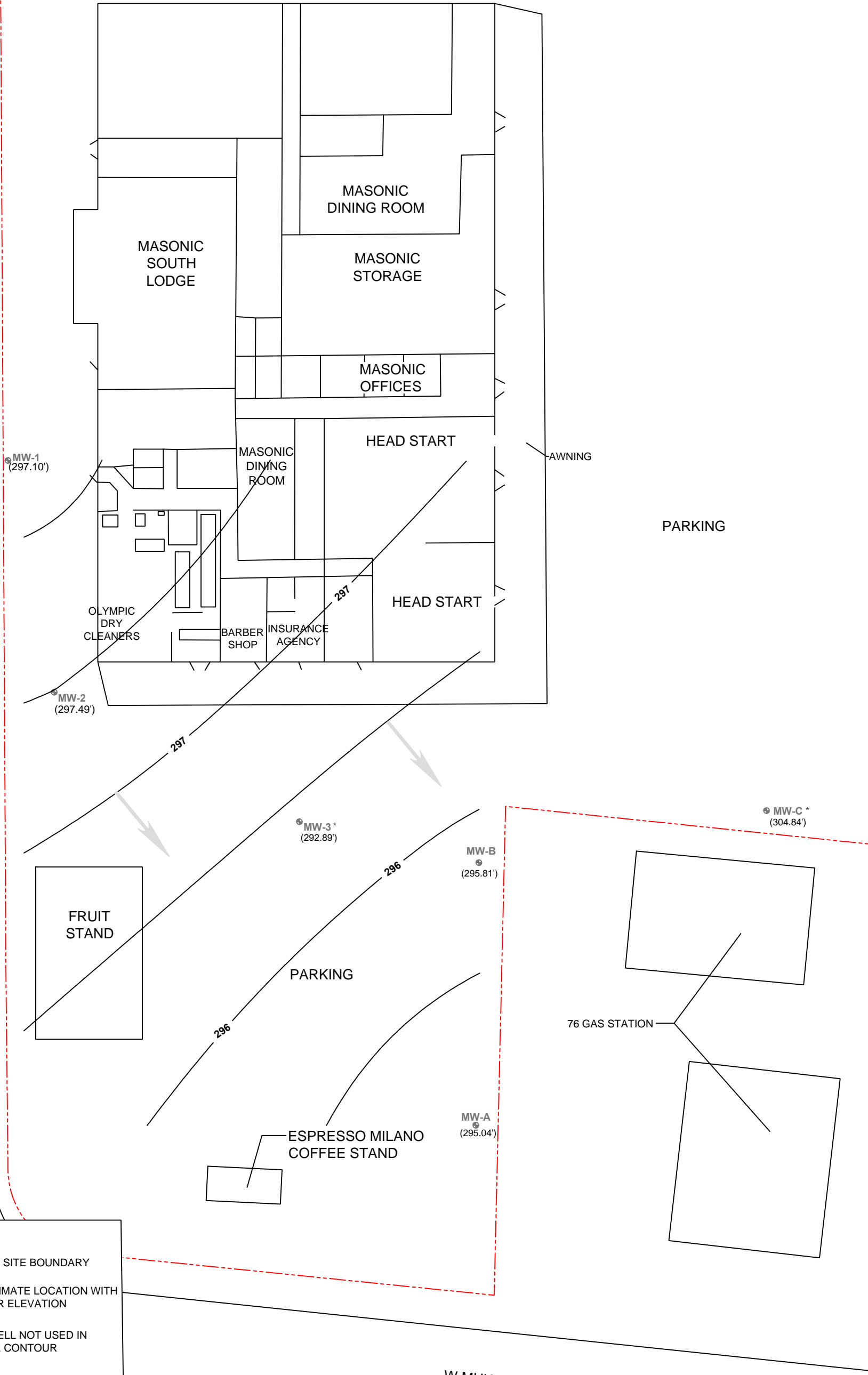
Project Mgr:	MDN	Project No:	81157132
Drawn By:	AWS	Scale:	AS SHOWN
Checked By:	MDN	File No.:	EXHIBITS
Approved By:	MYW	Date:	SEPT 2015

Terracon
 Consulting Engineers and Scientists
 21905 64th Avenue W., Ste 100 Mountlake Terrace, WA 98043
 PH. (425) 771-3304 FAX. (425) 771-3549

WELL LOCATIONS WITH GROUNDWATER CONCENTRATIONS
 VIEW RIDGE PLAZA
 220 OLYMPIC BOULEVARD
 EVERETT, SNOHOMISH COUNTY, WASHINGTON



ELM STREET



LEGEND:

- APPROXIMATE SITE BOUNDARY
- MW-2 (297') WELL APPROXIMATE LOCATION WITH GROUNDWATER ELEVATION (11/10/2014)
- MW-2* MONITORING WELL NOT USED IN GROUNDWATER CONTOUR CALCULATION
- GROUNDWATER CONTOURS (FEET)
- GROUNDWATER FLOW DIRECTION



Project Mngr:	MDN	Project No.	81157132
Drawn By:	AWS	Scale:	AS SHOWN
Checked By:	MDN	File No.	EXHIBITS
Approved By:	MYW	Date:	SEPT 2015

Terracon
Consulting Engineers and Scientists

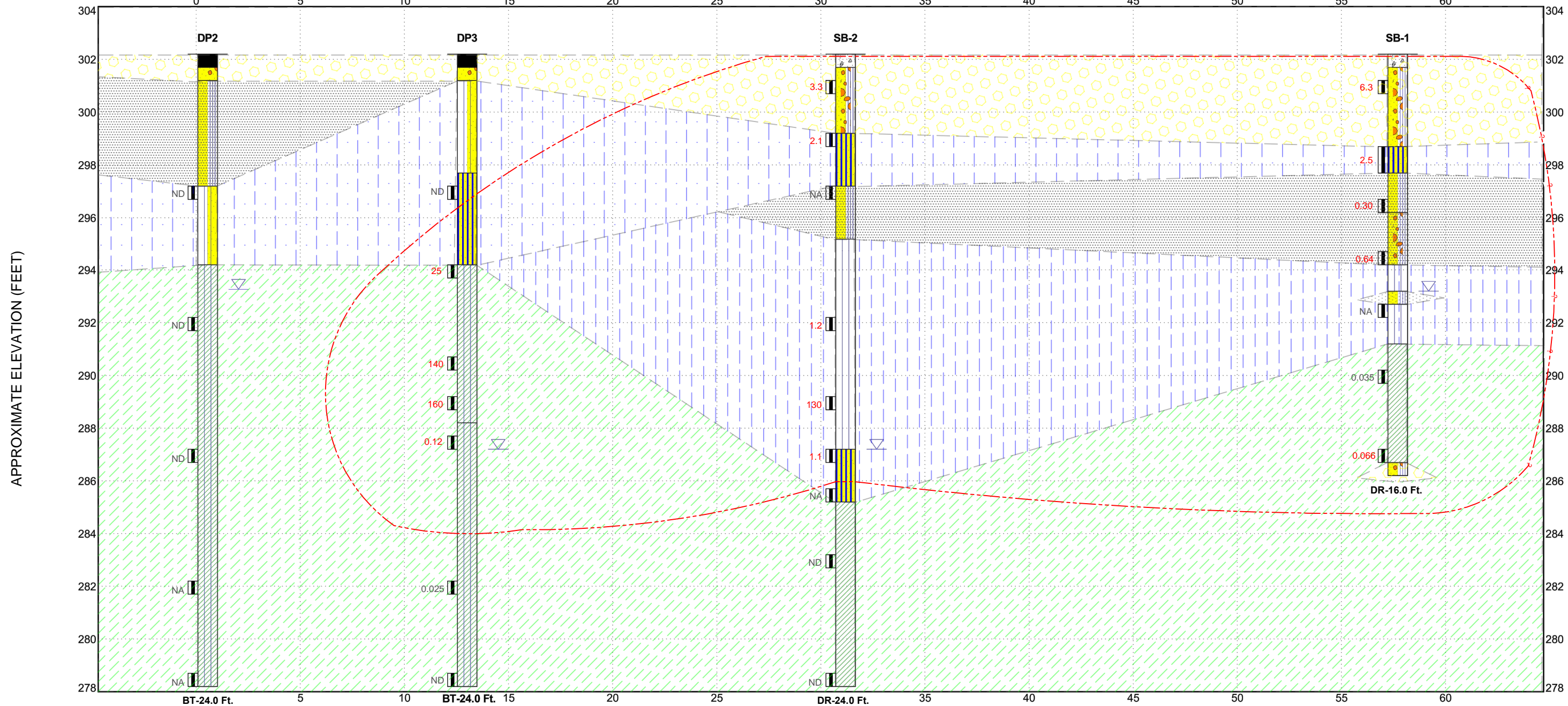
21905 64th Avenue W., Ste 100 Mountlake Terrace, WA 98043
PH. (425) 771-3304 FAX. (425) 771-3549

HISTORICAL GROUNDWATER FLOW AND GRADIENT MAP
VIEW RIDGE PLAZA
220 OLYMPIC BOULEVARD
EVERETT, SNOHOMISH COUNTY, WASHINGTON

A (WEST)

DISTANCE (FEET)

A' (EAST)



LEGEND

- Asphalt
 - Poorly-graded Sand with Gravel
 - Poorly-graded Sand with Silt
 - Silt with Sand
 - Silty Clay
 - Sandy Silt
 - Concrete
 - Poorly-graded Sand with Silt and Gravel
 - Silt
 - Lean Clay
- NOTES:**
 See Exhibit 4 for orientation of soil profile.
 See General Notes in Appendix C for symbols and soil classifications.
 Soils profile provided for illustration purposes only.
 Soils between borings may differ.
 DR- Direct Push Refusal
 BT- Boring Termination

- APPROXIMATE AREA OF PCE IMPACTS EXCEEDING MTCA
- ND** PCE NOT DETECTED
- NA** SAMPLE NOT ANALYZED
- 10** PCE CONCENTRATION IN SOIL (mg/kg) ABOVE MTCA CLEANUP LEVEL
- 0.025** PCE CONCENTRATION IN SOIL (mg/kg)

--- APPROXIMATE STRATIGRAPHY BOUNDARY

Project Mngr:	MDN	Project No.	81157132
Drawn By:	AWS	Scale:	NOT TO SCALE
Checked By:	MDN	File No.	EXHIBITS
Approved By:	MYW	Date:	SEPT 2015

Terracon
 Consulting Engineers and Scientists
 21905 64th Avenue W, Ste 100 Mountlake Terrace, WA 98043
 PH. (425) 771-3304 FAX. (425) 771-3549

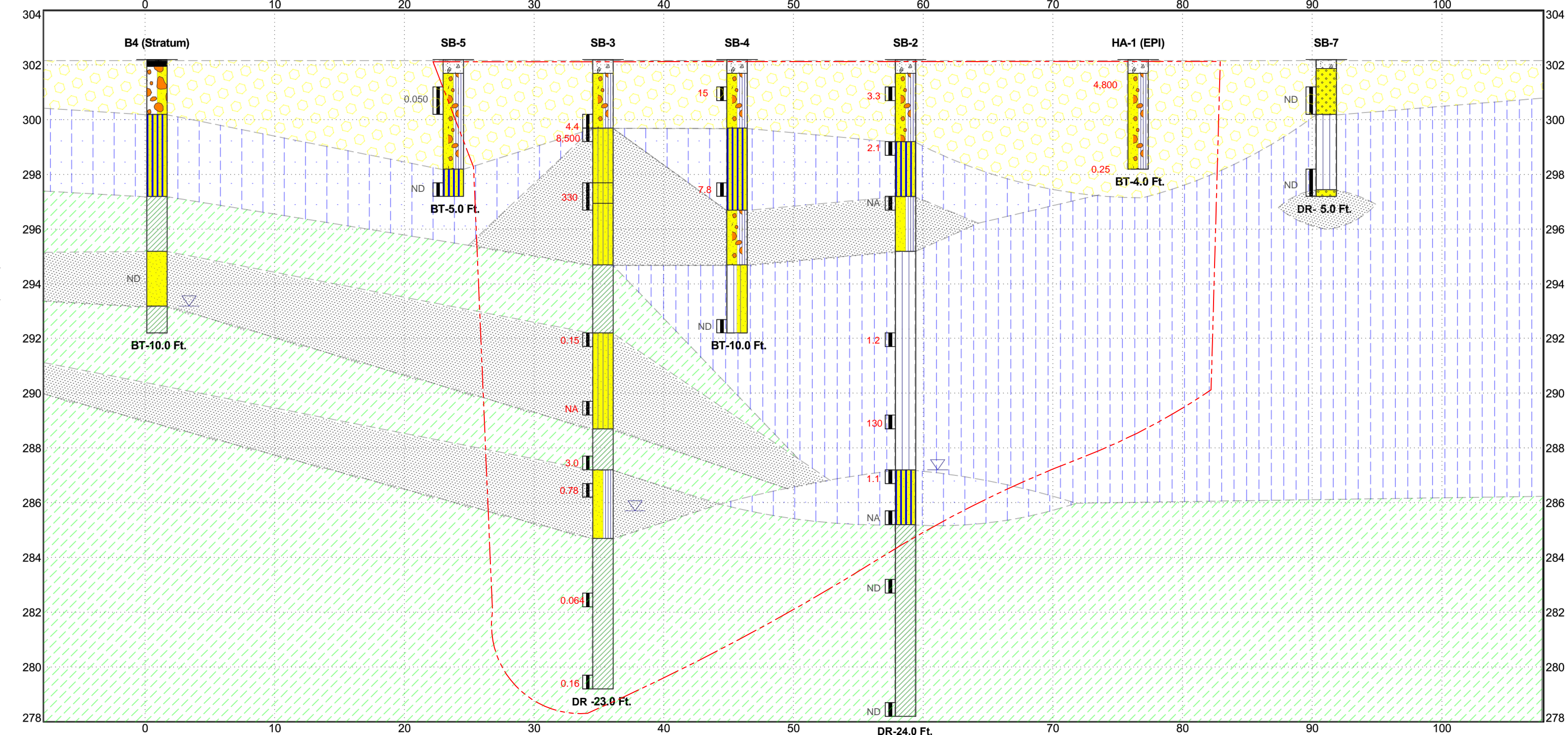
CROSS SECTION A-A' WITH PCE CONCENTRATIONS
 VIEW RIDGE PLAZA
 220 OLYMPIC BOULEVARD
 EVERETT, SNOHOMISH COUNTY, WASHINGTON

EXHIBIT
8

B (SOUTH)

B' (NORTH)

DISTANCE (FEET)



LEGEND

Explanation

Moisture Content — %w
 Sampling — (See General Notes)
 DP2 — Borehole Number
 LL PL — Liquid and Plastic Limits
 AR — Borehole Lithology
 BT — Borehole Termination Type
 Water Level Reading at time of drilling.
 Water Level Reading after drilling.

Asphalt
 Poorly-graded Sand with Gravel
 Poorly-graded Sand with Silt
 Silt with Sand
 Silty Clay
 Sandy Silt
 Concrete
 Poorly-graded Sand with Silt and Gravel
 Silt
 Lean Clay

NOTES:
 See Exhibit 4 for orientation of soil profile.
 See General notes in Appendix C for symbols and soil classifications.
 Soils profile provided for illustration purposes only.
 DR- DIRECT PUSH REFUSAL
 BT- BORING TERMINATION

APPROXIMATE AREA OF PCE IMPACTS EXCEEDING MTCA
 ND PCE NOT DETECTED
 NA SAMPLE NOT ANALYZED
 10 PCE CONCENTRATION IN SOIL (mg/kg) ABOVE MTCA CLEANUP LEVEL
 0.025 PCE CONCENTRATION IN SOIL (mg/kg)

--- APPROXIMATE STRATIGRAPHY BOUNDARY

Project Mngn:	MDN	Project No.	81157132
Drawn By:	AWS	Scale:	NOT TO SCALE
Checked By:	MDN	File No.	EXHIBITS
Approved By:	MYW	Date:	OCT 2015

Terracon
 Consulting Engineers and Scientists
 21905 64th Avenue W, Ste 100 Mountlake Terrace, WA 98043
 PH. (425) 771-3304 FAX. (425) 771-3549

CROSS SECTION B-B' WITH PCE CONCENTRATIONS
 VIEW RIDGE PLAZA
 220 OLYMPIC BOULEVARD
 EVERETT, SNOHOMISH COUNTY, WASHINGTON

APPENDIX B – TABLES

Table 1 – Summary of Groundwater Elevation Data

Table 2 – Summary of Soil Vapor Analytical Results

Table 3 – Summary of Calculated Indoor Air Vapor Concentration
Predictions

Table 4 – Summary of Soil Analytical Results

Table 5 – Summary of Groundwater Analytical Results

TABLE 1

**SUMMARY OF DEPTH TO GROUNDWATER MEASUREMENTS
View Ridge Plaza/Everett Masonic Corporation
220 Olympic Boulevard
Everett, Snohomish County, Washington**

Well Number	Sampling Date^a	TOC Elevation (Feet)^c	Depth to Water (Feet)^b	Relative Groundwater Elevation (Feet)^c
MW-1 screened 5-10 feet	09/03/2015	301.99	5.42	296.57
	11/10/2014		4.89	297.10
MW-2 screened 3-13 feet	09/03/2015	301.99	4.98	297.01
	11/10/2014		4.50	297.49
MW-3 screened 4-14 feet	9/3/2015	301.84	9.24	292.60
	11/10/2014		8.95	292.89
MW-A NVR	9/3/2015	304.80	10.39	294.41
	11/10/2014		9.76	295.04
	10/24/2013		4.53	300.27
MW-B NVR	9/3/2015	303.13	8.60	294.53
	11/10/2014		7.32	295.81
	10/24/2013		8.65	294.48
MW-C NVR	9/3/2015	308.12	4.20	303.92
	11/10/2014		3.28	304.84
	10/24/2013		10.35	297.77

TOC: Top of Casing

NVR: No Value Recorded for well screened interval

All the monitoring wells are 2-inch diameter

a: All site monitoring wells were surveyed on November 10, 2014

b: Depths presented in feet below top of well casing. Depths measured from north edge of well casing.

c: Elevations reported in feet above North American Vertical Datum 1988 (NAVD 88)

TABLE 2
SUMMARY OF SOIL VAPOR ANALYTICAL RESULTS
View Ridge Plaza/Everett Masonic Corporation
220 Olympic Boulevard
Everett, Snohomish County, Washington

all concentrations are in micrograms per cubic meter ($\mu\text{g}/\text{m}^3$)

Boring ID	Sample Name	Sample Date	VOCs ¹									
			Tetrachloroethylene (PCE)	Trichloroethylene (TCE)	Cis-1,2-Dichloroethene (cis-DCE)	Trans-1,2-Dichloroethene (trans-DCE)	Vinyl Chloride (VC)	1,1-Dichloroethene (1,1-DCE)	Benzene	1,1,1-Trichloroethane	Carbon Tetrachloride	Chloroform
SSV-1	SSV-1	9/17/2015	440,000 H3	10,000	37,000 H3	430	350	ND (<200)	ND (<200)	410	ND (<200)	280
DP-4	DP4-V	9/16/2015	ND (<200)	ND (<200)	ND (<200)	ND (<200)	ND (<20)	ND (<200)	ND (<200)	ND (<200)	ND (<200)	ND (<200)
DP-5	DP5-V	9/16/2015	ND (<200)	ND (<200)	ND (<200)	ND (<200)	ND (<20)	ND (<200)	ND (<200)	ND (<200)	ND (<200)	ND (<200)
DP-6	DP6	9/17/2015	550 H4	ND (<200)	2,600	ND (<200)	1,900	ND (<200)	ND (<200)	ND (<200)	ND (<200)	ND (<200)
DP-7	DP7	9/17/2015	250 H4	ND (<200)	ND (<200)	ND (<200)	170	ND (<200)	ND (<200)	ND (<200)	ND (<200)	ND (<200)
VP-1	VP1	9/17/2015	340,000 H3	47,000 H3	79,000 H3	1,700	1,100	1,000	ND (<200)	ND (<200)	ND (<200)	ND (<200)
VP-2	VP2	9/17/2015	120,000 H3	15,000 H3	19,000 H3	0.18	530	460	ND (<200)	ND (<200)	ND (<200)	270
VP-3	VP3	9/17/2015	660,000 H3	50,000 H3	100,000 H3	1,700	1,600	1,000	ND (<200)	590	ND (<200)	ND (<200)
VP-4	VP4	9/17/2015	110,000 H3	7,300	6,300	ND (<200)	93	ND (<200)	ND (<200)	ND (<200)	ND (<200)	ND (<200)
VP-5	VP5	9/17/2015	28,000 H3	2,000	2,400	ND (<200)	ND (<20)	ND (<200)	ND (<200)	ND (<200)	ND (<200)	ND (<200)
VP-6	VP6	9/17/2015	36,000 H3	1,500	1,300	ND (<200)	ND (<20)	ND (<200)	ND (<200)	ND (<200)	ND (<200)	ND (<200)
VP-7	VP7	9/17/2015	47,000 H3	1,800	2,200	ND (<200)	ND (<20)	ND (<200)	ND (<200)	ND (<200)	ND (<200)	ND (<200)
VP-8	VP8	9/17/2015	43,000 H3	1,900	2,100	ND (<200)	ND (<20)	ND (<200)	ND (<200)	ND (<200)	ND (<200)	ND (<200)
Environmental Partners Inc. Historical Soil Vapor Analytical Results												
SSV-1	SSV-1	10/23/2014	37,600 E	9,810 E	14,500 E	663	190	143	13.9	NA	2.23	178
SSV-2	SSV-2	10/23/2014	12,600 E	6,010 E	9,820 E	385	50.7	1.09	4.38	NA	ND (<1.26)	10.2
SSV-3	SSV-3	10/23/2014	22,800 E	14,700 E	35,400 E	15,800 E	3.2	12,500	101	NA	ND (<20.1)	382
Sub-Slab Soil Gas Screening Levels			321	12.3	NE	NE	9.33	3,050	10.7	7,620	13.9	3.62

Note: Values detected are in **BOLD** type and values exceeding MTCA cleanup levels are BOLD and the cell is shaded.

Screening Level established per the Ecology Vapor intrusion Table, updated April 6, 2015.

VOCs - volatile organic compounds

MTCA - Model Toxics Control Act

NE - not established per the Ecology April 2015 data table

ND - Not detected above laboratory reporting limit

NA - not analyzed

1 - only those analytes detected above the laboratory detection limit are included, refer to the analytical report for a complete list of analytes.

2 - value from Table B-1, Guidance for Evaluating Soil Vapor Intrusion in Washington State, Ecology 2009.

H3 - Analysis of sample dilution performed outside of hold time

H4 - Sample re-analysis or confirmation performed outside of hold time

TABLE 3
SUMMARY OF CALCULATED INDOOR AIR VAPOR CONCENTRATION PREDICTIONS
View Ridge Plaza/Everett Masonic Corporation
220 Olympic Boulevard
Everett, Snohomish County, Washington

all concentrations are in micrograms per cubic meter ($\mu\text{g}/\text{m}^3$)

Boring ID or Sample Location	Sample Name	Sample Date	VOCs ¹									
			Tetrachloroethylene (PCE)	Trichloroethylene (TCE)	Cis-1,2-Dichloroethene (cis-DCE)	Trans-1,2-Dichloroethene (trans-DCE)	Vinyl Chloride (VC)	1,1-Dichloroethene (1,1-DCE)	Benzene	1,1,1-Trichloroethane (TCA)	Carbon Tetrachloride	Chloroform
VP-2	VP2	9/17/2015	383	49.42	NA	NA	1.91	1.579	NA	NA	NA	NA
VP-3	VP3	9/17/2015	1,915	2,107	322	5.39	5.76	3.433	NA	NA	NA	NA
VP-6	VP6	9/17/2015	114.9	4.94	NA	NA	NA	NA	NA	NA	NA	NA
VP-7	VP7	9/17/2015	150	5.93	NA	NA	NA	NA	NA	NA	NA	NA
VP-8	VP8	9/17/2015	137.3	6.26	NA	NA	NA	NA	NA	NA	NA	NA
Environmental Partners Inc. Historical Indoor Air Analytical Results												
Dry Cleaner	IA-1	12/15/2014	883	22.3	26.2	0.849	0.451	0.454	1.86	2.83	0.705	2.8
Barber Shop	IA-2	12/15/2014	70	3.83	8.64	ND (<0.0238)	ND (<0.217)	ND (<0.0357)	1.96	0.307	0.687	0.875
Insurance Agency	IA-3	12/15/2014	6.49	ND (<0.0914)	ND (<0.0793)	ND (<0.0238)	ND (<0.217)	ND (<0.0357)	1.43	ND (<0.0273)	0.566	0.45
Background 1	BG-1	12/15/2014	1.66	ND (<0.0914)	ND (<0.0793)	ND (<0.0238)	ND (<0.217)	ND (<0.0357)	0.807	ND (<0.0273)	0.592	ND (<0.0977)
Headstart Storage	IA-4	1/13/2015	95.7	1.32	1.57	ND (<0.0238)	ND (<0.217)	ND (<0.0357)	3.99	0.227	0.687	4.75
Masonic Dining Room	IA-5	1/13/2015	94.5	1.13	1.56	ND (<0.0238)	ND (<0.217)	ND (<0.0357)	1.6	ND (<0.0273)	0.574	0.742
Masonic South Lodge	IA-6	1/13/2015	64.4	0.762	0.964	ND (<0.0238)	ND (<0.217)	ND (<0.0357)	1.64	ND (<0.0273)	0.575	0.566
Masonic Offices Hall	IA-7	1/13/2015	71.2	0.742	1.03	ND (<0.0238)	ND (<0.217)	ND (<0.0357)	1.46	ND (<0.0273)	0.563	0.654
Masonic Storage	IA-8	1/13/2015	22.1	0.265	0.291	ND (<0.0238)	ND (<0.217)	ND (<0.0357)	1.39	ND (<0.0273)	0.561	0.566
Background 2	BG-2	1/13/2015	1.75	ND (<0.0914)	ND (<0.0793)	ND (<0.0238)	ND (<0.217)	ND (<0.0357)	1.29	ND (<0.0273)	0.556	ND (<0.0977)
Dry Cleaner	IA-1	4/23/2015	123	4.89	11.2	0.183	ND (<0.217)	ND (<0.0357)	0.207	ND (<0.0273)	0.470	ND (<0.0977)
Barber Shop	IA-2	4/23/2015	56.8	2.60	5.61	ND (<0.0238)	ND (<0.217)	ND (<0.0357)	0.509	ND (<0.0273)	0.518	0.557
Headstart Storage	IA-4	4/23/2015	33.8	0.518	0.932	ND (<0.0238)	ND (<0.217)	ND (<0.0357)	0.538	ND (<0.0273)	0.569	1.16
Masonic Dining Room	IA-5	4/23/2015	224	2.21	4.82	ND (<0.0238)	ND (<0.217)	ND (<0.0357)	0.312	ND (<0.0273)	0.469	0.462
Masonic South Lodge	IA-6	4/23/2015	88.7	1.04	2.03	ND (<0.0238)	ND (<0.217)	ND (<0.0357)	0.341	ND (<0.0273)	0.466	1.63
Masonic Offices Hall	IA-7	4/23/2015	135	0.292	3.35	ND (<0.0238)	ND (<0.217)	ND (<0.0357)	0.303	ND (<0.0273)	0.465	0.459
Background 3	BG-3	4/23/2015	0.737	ND (<0.0914)	ND (<0.0793)	ND (<0.0238)	ND (<0.217)	ND (<0.0357)	0.470	ND (<0.0273)	0.534	0.263
MTCA Method B Cleanup Level (default values)			9.62	0.37	16²	27.4	0.28	91.4	0.321	2,290	0.417	0.109
MTCA Method B Cleanup Level (Reasonable Maximum Exposure for a commercial facility)³			42.2	2.57	153.5	NE	1.2	NE	1.4	NE	1.3	1.4

TABLE 3

SUMMARY OF CALCULATED INDOOR AIR VAPOR CONCENTRATION PREDICTIONS

View Ridge Plaza/Everett Masonic Corporation

220 Olympic Boulevard

Everett, Snohomish County, Washington

Note: Values detected are in **BOLD** type and values exceeding the calculated MTCA Method B cleanup levels for Reasonable Maximum Exposure (RME) for a commercial facility are BOLD and the cell is shaded.

Indoor Air Cleanup Level established per CLARC July 2015 data tables

CLARC - Cleanup Levels and Risk Calculation

VOCs - volatile organic compounds

MTCA - Model Toxics Control Act

NE - not established per the CLARC July 2015 data tables

ND - Not detected above laboratory reporting limit

NA - not analyzed

1 - only those analytes detected above the laboratory detection limit are included, refer to the analytical report for a complete list of analytes.

2 - value from Table B-1, Guidance for Evaluating Soil Vapor Intrusion in Washington State, Ecology 2009.

3 - value calculated by Environmental Partners, Inc. (EPI) using MTCA equation 750-1 or 750-2 for establishing a Reasonable Maximum Exposure (RME) for a commercial facility.

TABLE 4

SUMMARY OF SOIL ANALYTICAL RESULTS
View Ridge Plaza/Everett Masonic Corporation
220 Olympic Boulevard
Everett, Snohomish County, Washington

all concentrations are in milligrams per kilogram (mg/kg)

Boring ID	Sample Number	Sample Date	Sample Depth (ft)	VOCs									
				Tetrachloroethylene (PCE)	Trichloroethylene (TCE)	Cis-1,2-Dichloroethene (cis-DCE)	Trans-1,2-Dichloroethene (trans-DCE)	Vinyl Chloride (VC)	1,1-Dichloroethene (1,1-DCE)	P-Isopropyltoluene	Toluene	Benzene	1,2-Dibromoethane
DP-1	DP1-5'	9/16/2015	5	ND (<0.010)	ND (<0.010)	ND (<0.072)	ND (<0.066)	ND (<0.010)	ND (<0.010)	ND (<0.053)	ND (<0.070)	ND (<0.005)	ND (<0.005)
DP-1A	DP1A-10'	9/16/2015	10	0.050	0.030	ND (<0.066)	ND (<0.061)	ND (<0.010)	ND (<0.010)	ND (<0.049)	ND (<0.065)	ND (<0.005)	ND (<0.005)
DP-1	DP1-15'	9/16/2015	15	ND (<0.010)	ND (<0.010)	ND (<0.060)	ND (<0.055)	ND (<0.010)	ND (<0.010)	ND (<0.044)	ND (<0.059)	ND (<0.005)	ND (<0.005)
DP-2	DP2-5'	9/16/2015	5	ND (<0.010)	ND (<0.010)	ND (<0.069)	ND (<0.063)	ND (<0.010)	ND (<0.010)	ND (<0.051)	ND (<0.068)	ND (<0.005)	ND (<0.005)
DP-2	DP2-10'	9/16/2015	10	ND (<0.010)	ND (<0.010)	ND (<0.069)	ND (<0.063)	ND (<0.010)	ND (<0.010)	ND (<0.051)	ND (<0.067)	ND (<0.005)	ND (<0.005)
DP-2	DP2-15'	9/16/2015	15	ND (<0.010)	ND (<0.010)	ND (<0.067)	ND (<0.061)	ND (<0.010)	ND (<0.010)	ND (<0.049)	ND (<0.066)	ND (<0.005)	ND (<0.005)
DP-3	DP3-5'	9/16/2015	5	ND (<0.010)	ND (<0.010)	ND (<0.063)	ND (<0.058)	0.16	ND (<0.010)	ND (<0.046)	ND (<0.062)	ND (<0.005)	ND (<0.005)
DP-3	DP3-8'	9/16/2015	8	25	1.3	1.7	ND (<0.063)	0.080	ND (<0.010)	ND (<0.050)	ND (<0.067)	ND (<0.005)	ND (<0.005)
DP-3	DP3-11.5'	9/16/2015	11.5	140	4.4	1.4	ND (<0.061)	0.073	0.014	ND (<0.049)	ND (<0.065)	ND (<0.005)	ND (<0.005)
DP-3	DP3-13'	9/16/2015	13	160	6.7	1.3	ND (<0.071)	0.052	0.045	ND (<0.057)	ND (<0.076)	ND (<0.005)	ND (<0.005)
DP-3	DP3-14.5'	9/16/2015	14.5	0.12	0.015	ND (<0.067)	ND (0.061)	ND (<0.010)	ND (<0.010)	ND (<0.049)	ND (<0.066)	0.0060	0.011
DP-3	DP3-20'	9/16/2015	20	0.025	ND (<0.010)	ND (<0.067)	ND (<0.061)	ND (<0.010)	ND (<0.010)	ND (<0.049)	ND (<0.066)	ND (<0.005)	ND (<0.005)
DP-3	DP3-24'	9/16/2015	24	ND (<0.010)	ND (<0.010)	ND (<0.076)	ND (<0.070)	ND (<0.010)	ND (<0.010)	ND (<0.056)	ND (<0.075)	ND (<0.005)	ND (<0.005)
SB-1	SB-1 S-1@1-1.5'	9/16/2015	1	6.3	0.31	0.58	ND (<0.043)	ND (<0.010)	ND (<0.010)	ND (<0.034)	ND (<0.046)	ND (<0.005)	ND (<0.005)
SB-1	SB-1 S-2@3.5-4.5'	9/16/2015	3.5	2.6	0.24	97	2.4	0.13	0.37	0.67	ND (<0.56)	ND (<0.018)	ND (<0.018)
SB-1	SB-1 S-3@5.5-6'	9/16/2015	5.5	0.30	0.035	35	0.60	0.041	0.040	ND (<0.048)	ND (<0.064)	0.0081	ND (<0.005)
SB-1	SB-1 S-4@7.5-8'	9/16/2015	7.5	0.64	0.068	130	4.8	1.6 F3	0.32	0.29	0.43	0.043	ND (<0.005)
SB-1	SB-1 S-6@12-12.5'	9/16/2015	12	0.035	0.27	5.1	0.21	0.014	ND (<0.010)	ND (<0.052)	ND (<0.070)	ND (<0.005)	ND (<0.005)
SB-1	SB-1 S-7@15-15.5'	9/16/2015	15	0.066	0.25	4.0	0.15	0.045 F3	ND (<0.010)	ND (<0.046)	ND (<0.061)	ND (<0.005)	ND (<0.005)
SB-2	SB-2 S-1@1-1.5'	9/16/2015	1	3.3	0.22	0.38	ND (<0.062)	ND (<0.010)	ND (<0.010)	ND (<0.050)	ND (<0.066)	ND (<0.005)	ND (<0.005)
SB-2	SB-2 S-2@3-3.5'	9/16/2015	3	2.1	0.63	0.25	ND (<0.051)	0.11	ND (<0.010)	ND (<0.041)	ND (<0.055)	ND (<0.005)	ND (<0.005)
SB-2	SB-2 S-4@10-10.5'	9/16/2015	10	1.2	0.10	0.15	ND (<0.054)	ND (<0.010)	ND (<0.010)	ND (<0.043)	ND (<0.057)	ND (<0.010)	ND (0.010)
SB-2	SB-2 S-5@13-13.5'	9/16/2015	13	130	9.4	22	ND (<0.010)	0.022	ND (<0.010)	ND (<0.010)	ND (<0.010)	ND (<0.005)	ND (<0.005)
SB-2	SB-2 S-6@15-15.5'	9/16/2015	15	1.1	6.1	26	0.28	0.96	0.031	ND (<0.050)	ND (<0.066)	ND (<0.005)	ND (<0.005)
SB-2	SB-2 S-8@19-19.5'	9/16/2015	19	ND (<0.010)	ND (<0.010)	ND (<0.068)	ND (<0.062)	ND (<0.010)	ND (<0.010)	ND (<0.050)	ND (<0.066)	ND (<0.005)	ND (<0.005)
SB-2	SB-2 S-9@23.5-24'	9/16/2015	13.5	ND (<0.010)	ND (<0.010)	ND (<0.064)	ND (<0.059)	ND (<0.010)	ND (<0.010)	ND (<0.047)	ND (<0.063)	ND (<0.005)	ND (<0.005)
SB-3	SB-3 S-1@2-2.5'	9/16/2015	2	4.4	0.38	0.64	ND (<0.064)	ND (<0.010)	ND (<0.010)	ND (<0.051)	ND (<0.069)	ND (<0.005)	ND (<0.005)
SB-3	SB-3 S-2@2.5-3'	9/16/2015	2.5	8,400	140	32	ND (<5.0)	ND (<0.22)	ND (<0.22)	ND (<4.0)	ND (<5.4)	ND (0.17)	ND (<0.17)
SB-3	SB-3 S-3@4.5-5'	9/16/2015	4.5	330	51	42	ND (<0.55)	0.014	ND (<0.010)	ND (<0.010)	ND (<0.010)	ND (<0.005)	ND (<0.005)
SB-3	SB-3 S-4@10-10.5'	9/16/2015	10	0.15	0.022	0.57	ND (<0.050)	0.33	ND (<0.010)	ND (<0.040)	ND (<0.053)	ND (<0.010)	ND (<0.010)
SB-3	SB-3 S-6@14.5-15'	9/16/2015	14.5	3.0	3.3	19	0.28	3.9	0.033	ND (<0.050)	ND (<0.067)	ND (<0.005)	ND (<0.005)
SB-3	SB-3 S-7@15.5-16'	9/16/2015	15.5	0.78	0.047	0.83	ND (<0.060)	1.1	ND (<0.010)	ND (<0.048)	ND (<0.065)	ND (<0.005)	ND (<0.005)
SB-3	SB-3 S-8@19.5-20'	9/16/2015	19.5	0.064	ND (<0.010)	ND (<0.076)	ND (<0.070)	ND (<0.010)	ND (<0.010)	ND (<0.056)	ND (<0.074)	ND (<0.005)	ND (<0.005)

TABLE 4

SUMMARY OF SOIL ANALYTICAL RESULTS
View Ridge Plaza/Everett Masonic Corporation
220 Olympic Boulevard
Everett, Snohomish County, Washington

all concentrations are in milligrams per kilogram (mg/kg)

Boring ID	Sample Number	Sample Date	Sample Depth (ft)	VOCs									
				Tetrachloroethylene (PCE)	Trichloroethylene (TCE)	Cis-1,2-Dichloroethene (cis-DCE)	Trans-1,2-Dichloroethene (trans-DCE)	Vinyl Chloride (VC)	1,1-Dichloroethene (1,1-DCE)	P-Isopropyltoluene	Toluene	Benzene	1,2-Dibromoethane
SB-3	SB-3 S-9@22.5-23'	9/16/2015	22.5	0.16	0.014	ND (<0.062)	ND (<0.057)	ND (<0.010)	ND (<0.010)	ND (<0.046)	ND (<0.061)	ND (<0.005)	ND (<0.005)
SB-4	SB-4 S-1@1-1.5'	9/16/2015	1	15	0.95	1.4 (<0.049)	ND (<0.010)	ND (<0.010)	ND (<0.010)	ND (<0.039)	ND (<0.052)	ND (<0.005)	ND (<0.005)
SB-4	SB-4 S-2@4.5-5'	9/16/2015	4.5	7.8	60	11 (<0.010)	ND (<0.010)	0.025	ND (<0.010)	ND (<0.010)	ND (<0.010)	ND (<0.005)	ND (<0.005)
SB-4	SB-4 S-3@9.5-10'	9/16/2015	9.5	ND <0.010	0.031	7.8 <0.010	ND <0.010	2.4	ND <0.010	ND <0.010	ND <0.010	ND <0.0050	ND <0.0050
SB-5	SB-5 S-1@1-2'	9/16/2015	1	0.050	0.024	0.56 (<0.057)	ND (<0.057)	0.10	ND (<0.010)	ND (<0.046)	0.10	ND (<0.010)	ND (<0.010)
SB-5	SB-5 S-2@4-4.5'	9/16/2015	4	ND (<0.010)	ND (<0.010)	0.78	0.14	0.26	ND (<0.010)	ND (<0.045)	ND (<0.060)	ND (<0.005)	ND (<0.005)
SB-6	SB-6 S-1@1-2'	9/17/2015	1	0.026	ND (<0.010)	ND (<0.010)	ND (<0.010)	ND (<0.010)	ND (<0.010)	ND (<0.010)	ND (<0.010)	ND (<0.005)	ND (<0.005)
SB-6	SB-6 S-2@4-5'	9/17/2015	4	ND (<0.010)	ND (<0.010)	1.1 (<0.010)	ND (<0.010)	ND (<0.010)	ND (<0.010)	ND (<0.010)	ND (<0.010)	ND (<0.005)	ND (<0.005)
SB-7	SB-7 S-1@1-2'	9/17/2015	1	ND (<0.010)	ND (<0.010)	ND (<0.010)	ND (<0.010)	ND (<0.010)	ND (<0.010)	ND (<0.010)	ND (<0.010)	ND (<0.005)	ND (<0.005)
SB-7	SB-7 S-2@4-5'	9/17/2015	4	ND (<0.010)	ND (<0.010)	ND (<0.010)	ND (<0.010)	ND (<0.010)	ND (<0.010)	ND (<0.010)	ND (<0.010)	ND (<0.005)	ND (<0.005)
SB-8	SB-8 S-1@1-2'	9/17/2015	1	0.012	ND (<0.010)	ND (<0.010)	ND (<0.010)	ND (<0.010)	ND (<0.010)	ND (<0.010)	ND (<0.010)	ND (<0.005)	ND (<0.005)
SB-8	SB-8 S-2@4-5'	9/17/2015	4	0.047	0.020	5.2 (<0.010)	0.25 (<0.010)	0.036	ND (<0.010)	ND (<0.042)	ND (0.057)	ND (<0.005)	ND (<0.005)
Environmental Partners Inc./Stratum Group Historical Soil Analytical Results													
B1	B1-4	10/23/2013	4	ND (<0.01)	ND (<0.01)	ND (<0.01)	NA	NA	NA	NA	NA	NA	NA
B2	B2-9	10/23/2013	9	0.630	0.014	0.014	NA	NA	NA	NA	NA	NA	NA
	B2-20	10/23/2013	20	0.022	ND (<0.01)	ND (<0.01)	NA	NA	NA	NA	NA	NA	NA
B3	B3-5	10/23/2013	5	ND (<0.01)	ND (<0.01)	ND (<0.01)	NA	NA	NA	NA	NA	NA	NA
	B3-15	10/23/2013	15	ND (<0.01)	ND (<0.01)	ND (<0.01)	NA	NA	NA	NA	NA	NA	NA
B4	B4-7	10/23/2013	7	ND (<0.01)	ND (<0.01)	ND (<0.01)	NA	NA	NA	NA	NA	NA	NA
SB-1	SB-1:5	10/15/2014	5	ND (<0.01)	ND (<0.01)	ND (<0.01)	ND (<0.01)	ND (<0.01)	ND (<0.01)	NA	NA	NA	NA
	SB-1:10	10/15/2014	10	ND (<0.01)	ND (<0.01)	ND (<0.01)	ND (<0.01)	ND (<0.01)	ND (<0.01)	NA	NA	NA	NA
	SB-1:15	10/15/2014	15	ND (<0.01)	ND (<0.01)	ND (<0.01)	ND (<0.01)	ND (<0.01)	ND (<0.01)	NA	NA	NA	NA
SB-2	SB-2:2	10/15/2014	2	ND (<0.01)	ND (<0.01)	ND (<0.01)	ND (<0.01)	ND (<0.01)	ND (<0.01)	NA	NA	NA	NA
	SB-2:5	10/15/2014	5	ND (<0.01)	ND (<0.01)	ND (<0.01)	ND (<0.01)	ND (<0.01)	ND (<0.01)	NA	NA	NA	NA
	SB-2:10	10/15/2014	10	ND (<0.01)	ND (<0.01)	ND (<0.01)	ND (<0.01)	ND (<0.01)	ND (<0.01)	NA	NA	NA	NA
SB-3	SB-3:2	10/15/2014	2	ND (<0.01)	ND (<0.01)	ND (<0.01)	ND (<0.01)	ND (<0.01)	ND (<0.01)	NA	NA	NA	NA
	SB-3:5	10/15/2014	5	ND (<0.01)	ND (<0.01)	ND (<0.01)	ND (<0.01)	ND (<0.01)	ND (<0.01)	NA	NA	NA	NA
	SB-3:15	10/15/2014	15	ND (<0.01)	ND (<0.01)	ND (<0.01)	ND (<0.01)	ND (<0.01)	ND (<0.01)	NA	NA	NA	NA
SB-4	SB-4:5	10/15/2014	5	ND (<0.01)	ND (<0.01)	ND (<0.01)	ND (<0.01)	ND (<0.01)	ND (<0.01)	NA	NA	NA	NA
	SB-4:8	10/15/2014	8	ND (<0.01)	ND (<0.01)	ND (<0.01)	ND (<0.01)	ND (<0.01)	ND (<0.01)	NA	NA	NA	NA
	SB-4:14	10/15/2014	14	ND (<0.01)	ND (<0.01)	ND (<0.01)	ND (<0.01)	ND (<0.01)	ND (<0.01)	NA	NA	NA	NA

TABLE 4

SUMMARY OF SOIL ANALYTICAL RESULTS
View Ridge Plaza/Everett Masonic Corporation
220 Olympic Boulevard
Everett, Snohomish County, Washington

all concentrations are in milligrams per kilogram (mg/kg)

Boring ID	Sample Number	Sample Date	Sample Depth (ft)	VOCs										
				Tetrachloroethylene (PCE)	Trichloroethylene (TCE)	Cis-1,2-Dichloroethene (cis-DCE)	Trans-1,2-Dichloroethene (trans-DCE)	Vinyl Chloride (VC)	1,1-Dichloroethene (1,1-DCE)	P-Isopropyltoluene	Toluene	Benzene	1,2-Dibromoethane	
SB-5	SB-5:5	10/15/2014	5	ND (<0.01)	ND (<0.01)	ND (<0.01)	ND (<0.01)	ND (<0.01)	ND (<0.01)	ND (<0.01)	NA	NA	NA	NA
	SB-5:10	10/15/2014	10	ND (<0.01)	ND (<0.01)	ND (<0.01)	ND (<0.01)	ND (<0.01)	ND (<0.01)	ND (<0.01)	NA	NA	NA	NA
	SB-5:15	10/15/2014	15	ND (<0.01)	ND (<0.01)	ND (<0.01)	ND (<0.01)	ND (<0.01)	ND (<0.01)	ND (<0.01)	NA	NA	NA	NA
SB-6	SB-6:5	10/15/2014	5	ND (<0.01)	ND (<0.01)	ND (<0.01)	ND (<0.01)	ND (<0.01)	ND (<0.01)	ND (<0.01)	NA	NA	NA	NA
	SB-6:13	10/15/2014	13	ND (<0.01)	ND (<0.01)	ND (<0.01)	ND (<0.01)	ND (<0.01)	ND (<0.01)	ND (<0.01)	NA	NA	NA	NA
SB-7	SB-7:5	10/15/2014	5	ND (<0.01)	ND (<0.01)	ND (<0.01)	ND (<0.01)	ND (<0.01)	ND (<0.01)	ND (<0.01)	NA	NA	NA	NA
	SB-7:8	10/15/2014	8	ND (<0.01)	ND (<0.01)	ND (<0.01)	ND (<0.01)	ND (<0.01)	ND (<0.01)	ND (<0.01)	NA	NA	NA	NA
	SB-7:15	10/15/2014	15	ND (<0.01)	ND (<0.01)	ND (<0.01)	ND (<0.01)	ND (<0.01)	ND (<0.01)	ND (<0.01)	NA	NA	NA	NA
SB-8	SB-8:5	10/15/2014	5	ND (<0.01)	ND (<0.01)	ND (<0.01)	ND (<0.01)	ND (<0.01)	ND (<0.01)	ND (<0.01)	NA	NA	NA	NA
	SB-8:9	10/15/2014	9	ND (<0.01)	ND (<0.01)	ND (<0.01)	ND (<0.01)	ND (<0.01)	ND (<0.01)	ND (<0.01)	NA	NA	NA	NA
	SB-8:15	10/15/2014	15	ND (<0.01)	ND (<0.01)	ND (<0.01)	ND (<0.01)	ND (<0.01)	ND (<0.01)	ND (<0.01)	NA	NA	NA	NA
HA-1	HA-1:1	10/24/2014	1	4,800	0.054	0.093	ND (<0.045)	ND (<0.01)	ND (<0.01)	NA	NA	NA	NA	
	HA-1:4	10/24/2014	4	0.250	0.063	14	0.160	0.710	0.028	NA	NA	NA	NA	
HA-2	HA-2:1	10/24/2014	1	ND (<0.01)	ND (<0.01)	ND (<0.01)	ND (<0.01)	ND (<0.01)	ND (<0.01)	NA	NA	NA	NA	
	HA-2:4.5	10/24/2014	4.5	ND (<0.01)	ND (<0.01)	ND (<0.01)	ND (<0.01)	ND (<0.01)	ND (<0.01)	NA	NA	NA	NA	
HA-3	HA-3:0.5	10/24/2014	0.5	1,600	0.200	0.420	ND (<0.01)	ND (<0.01)	ND (<0.01)	NA	NA	NA	NA	
	HA-3:4	10/24/2014	4	0.068	0.028	15,000	0.330	0.320	0.041	NA	NA	NA	NA	
MTCA Method A Cleanup Level for Unrestricted Land Use				0.05	0.03	NE	NE	NE	NE	NE	7	0.03	0.05	
MTCA Method B Cleanup Level for Direct Contact				476	12	160	1,600	240	400	NE	6,400	18.2	0.5	

Note: Values detected are in **BOLD** type.

Values detected above MTCA cleanup levels are in **BOLD** type and shaded.

VOCs - volatile organic compounds

MTCA - Model Toxics Control Act

ND - Not detected above laboratory reporting limit.

NE - Not established per the CLARC July 2015 data tables

NA - Results not available

1 - only those analytes detected above the laboratory detection limit are included, refer to the analytical report for a complete list of analytes.

F3 - Analyte results biased high due to coeluting compound

TABLE 5
SUMMARY OF GROUNDWATER ANALYTICAL RESULTS
View Ridge Plaza/Everett Masonic Corporation
220 Olympic Boulevard
Everett, Snohomish County, Washington

all concentrations are in micrograms per liter (µg/l)

Boring ID	Sample Name	Sample Date	VOCs ¹										
			Tetrachloroethylene (PCE)	Trichloroethylene (TCE)	Cis-1,2- Dichloroethylene (cis-DCE)	Trans-1,2- Dichloroethylene (trans-DCE)	Vinyl Chloride (VC)	1,1- Dichloroethene (1,1-DCE)	P-Isopropyltoluene	Toluene	Benzene	1,2-Dibromoethane	Chloroethane
MW-1	MW-1	9/3/2015	ND (<2.0)	ND (<2.0)	3.8	ND (<2.0)	0.66	ND (<2.0)	ND (<2.0)	ND (<2.0)	ND (<2.0)	ND (<0.010)	ND (<2.0)
MW-2	MW-2	9/3/2015	ND (<2.0)	ND (<2.0)	ND (<2.0)	ND (<2.0)	ND (<2.0)	ND (<2.0)	ND (<2.0)	ND (<2.0)	ND (<2.0)	ND (<0.010)	ND (<2.0)
MW-3	MW-3	9/3/2015	ND (<2.0)	ND (<2.0)	ND (<2.0)	ND (<2.0)	ND (<2.0)	ND (<2.0)	ND (<2.0)	ND (<2.0)	ND (<2.0)	ND (<0.010)	ND (<2.0)
SB-1	SB-1-W	9/17/2015	ND (<500)	ND (<500)	13,000	ND (<500)	830	ND (<500)	ND (<2.0)	ND (<2.0)	ND (<2.0)	ND (<0.010)	ND (<2.0)
SB-2	SB-2-W	9/17/2015	ND (<200)	340	3,600	29	240	6.9	ND (<2.0)	ND (<2.0)	ND (<2.0)	ND (<0.010)	15
SB-3	SB-3-W	9/17/2015	24,000	2,100	4,700	ND (<200)	750	ND (<2.0)	ND (<2.0)	2	ND (<2.0)	ND (<0.010)	10
DP1	DP1-W	9/17/2015	330	42	54	ND (<2.0)	2.8	ND (<2.0)	ND (<2.0)	ND (<2.0)	ND (<2.0)	ND (<0.010)	ND (<2.0)
DP2	DP2-W	9/17/2015	21	3	4.6	ND (<2.0)	0.46	ND (<2.0)	ND (<2.0)	ND (<2.0)	ND (<2.0)	ND (<0.010)	ND (<2.0)
DP3	DP3-W	9/17/2015	13,000	870	1100	3	66	7.1	ND (<2.0)	ND (<2.0)	ND (<2.0)	ND (<0.010)	ND (<2.0)
Environmental Partners Inc/Stratum Historical Groundwater Analytical Results													
MW-A	MW-A	10/24/2013	NA	NA	NA	NA	NA	NA	NA	ND (<1.0)	ND (<1.0)	NA	NA
MW-B	MW-B	10/24/2013	NA	NA	NA	NA	NA	NA	NA	ND (<1.0)	ND (<1.0)	NA	NA
MW-C	MW-C	10/24/2013	NA	NA	NA	NA	NA	NA	NA	ND (<1.0)	ND (<1.0)	NA	NA
B-1	B1-W	10/24/2013	ND (<2.0)	ND (<2.0)	ND (<2.0)	ND (<2.0)	0.67	ND (<2.0)	NA	NA	NA	NA	NA
B-4	B4-W	10/24/2013	ND (<2.0)	ND (<2.0)	ND (<2.0)	ND (<2.0)	0.98	ND (<2.0)	NA	NA	NA	NA	NA
B-5	B5-W	10/24/2013	ND (<2.0)	ND (<2.0)	ND (<2.0)	ND (<2.0)	0.28	ND (<2.0)	NA	NA	NA	NA	NA
MW-A	MW-A-08/18/14	08/18/2014	ND (<2.0)	ND (<2.0)	ND (<2.0)	ND (<2.0)	ND (<2.0)	ND (<2.0)	NA	NA	NA	NA	NA
MW-B	MW-B-08/18/14	08/18/2014	ND (<2.0)	ND (<2.0)	ND (<2.0)	ND (<2.0)	ND (<2.0)	ND (<2.0)	NA	NA	NA	NA	NA
MW-C	MW-C-08/18/14	08/18/2014	ND (<2.0)	ND (<2.0)	ND (<2.0)	ND (<2.0)	ND (<2.0)	ND (<2.0)	NA	NA	NA	NA	NA
MW-1	MW-1-102414	10/24/2014	ND (<2.0)	ND (<2.0)	8.7	ND (<2.0)	0.33	ND (<2.0)	NA	NA	NA	NA	NA
MW-2	MW-2-102414	10/24/2014	ND (<2.0)	ND (<2.0)	ND (<2.0)	ND (<2.0)	ND (<2.0)	ND (<2.0)	NA	NA	NA	NA	NA
MW-3	MW-3-102414	10/24/2014	ND (<2.0)	ND (<2.0)	ND (<2.0)	ND (<2.0)	ND (<2.0)	ND (<2.0)	NA	NA	NA	NA	NA
SB-1	SB-1:RGW	10/15/2014	ND (<2.0)	ND (<2.0)	ND (<2.0)	ND (<2.0)	ND (<2.0)	ND (<2.0)	NA	NA	NA	NA	NA
SB-3	SB-3:RGW	10/15/2014	ND (<2.0)	ND (<2.0)	ND (<2.0)	ND (<2.0)	ND (<2.0)	ND (<2.0)	NA	NA	NA	NA	NA
SB-6	SB-6:RGW	10/15/2014	ND (<2.0)	ND (<2.0)	ND (<2.0)	ND (<2.0)	ND (<2.0)	ND (<2.0)	NA	NA	NA	NA	NA
MTCA Method A Cleanup Level			5	5	NE	NE	0.20	NE	NE	1,000	5	0.01	NE
MTCA Method B Cleanup Level			20.8	0.54	16	160	0.029	400	NE	640	0.8	0.02	NE

Note: Values detected are in **BOLD** type.
Values detected above MTCA cleanup levels are in **BOLD** type and shaded.

- VOCs - Volatile organic compounds
- MTCA - Model Toxics Control Act
- ND - Not detected above laboratory reporting limit.
- NE - Not established per the CLARC January 2015 data tables
- NA - Results not available

1 - only analytes detected above laboratory detection limits are included, refer to the analytical report for complete analytes list

APPENDIX C – AGENCY FOIA REQUESTS AND DOCUMENTS

CITY OF EVERETT

PUBLIC DISCLOSURE REQUEST FOR INFORMATION

Phone: (425) 257-8610

Fax: (425) 257-8741

2930 Wetmore Ave., Everett, WA 98201

\$.15 per page for costs of copying (Title 42 R.C.W.)

Requestor's Printed Name: Mike Noll and/or

Business Name: Terracon Consultants

Signature: Michael Noll

Address: 21905 64th Ave. W Ste. 200 e-mail: mdnoll@terracon.com
Mountlake Terrace, WA 98043

Phone No.: 425-771-3304 Note: If your phone has a block on it we cannot contact you.
Please contact us after five business days.

Allow me to: inspect request a copy of the following records: **Please be specific.**

Terracon is requesting current and historic fire department records, including incident response records, UST permits/inspections/removals, hazardous materials, spills, releases or other environmental records for the property located at: 220 Olympic Boulevard Everett, WA 98204 (Parcel # 00606200004102).

Note: please send records via e-mail provided above.

If record(s) concern individual(s) other than requestor. Please state. _____

Is/are the requested record(s) to be used for a commercial purpose? Yes No

Noll, Michael D

From: Laureen Willie <LWillie@everettwa.gov>
Sent: Wednesday, September 9, 2015 9:52 AM
To: Noll, Michael D
Subject: RE: PUBLIC DISCLOSURE REQUEST FOR 220 OLYMPIC BLVD. - Filed - 9/9/2015 10:06:15 AM - Filed - 11/2/2015 9:23:45 AM

I am not aware of us having any records that go back that far. Any files would have been purged of something that old if it did exist. We only have electronic records with regard to dispatches beginning in approximately 2000.

From: Noll, Michael D [mailto:Mike.Noll@terracon.com]
Sent: Wednesday, September 09, 2015 9:47 AM
To: Laureen Willie
Cc: Long, S Kyle
Subject: RE: PUBLIC DISCLOSURE REQUEST FOR 220 OLYMPIC BLVD.

Thank you, Laureen. We were hoping to get additional information Re: a dry cleaning fluid (PCE) spill that reportedly had occurred circa 1978. The spill was reportedly contained within the building and cleaned up by the fire department. Would you have records that go back that far?

Michael D. Noll, LG, LHG
Senior Project Manager | Environmental Services
Terracon

21905 64th Avenue West, Suite 100, Mountlake Terrace, Washington 98043
D [425] 409 2602 | P [425] 771 3304 | F [425] 771 3549 | C [425] 501 1476
mdnoll@terracon.com | terracon.com

From: Laureen Willie [mailto:LWillie@everettwa.gov]
Sent: Wednesday, September 09, 2015 9:06 AM
To: Noll, Michael D
Subject: PUBLIC DISCLOSURE REQUEST FOR 220 OLYMPIC BLVD.

Mr. Noll:

The Everett Fire Department is in receipt of your Public Disclosure Request for the subject address.

We have no records of underground tank permits/inspections/removals.

There is only one electronic record indicating we were dispatched to this address. It was for a medical call.

It does not appear that we have anything on record that is of an environmental nature for this address.

Laureen Willie
Office Specialist
Fire Marshal's Office
Everett Fire Department
2930 Wetmore Ave, Ste 7A
Everett WA 98201-4067
(425) 257-8120
lwillie@everettwa.gov

Terracon provides environmental, facilities, geotechnical, and materials consulting engineering services delivered with responsiveness, resourcefulness, and reliability.

Private and confidential as detailed here (www.terracon.com/disclaimer). If you cannot access hyperlink, please e-mail sender.

CITY OF EVERETT

PUBLIC DISCLOSURE REQUEST FOR INFORMATION

Phone: (425) 257-8610

Fax: (425) 257-8741

2930 Wetmore Ave., Everett, WA 98201

\$.15 per page for costs of copying (Title 42 R.C.W.)

Requestor's

Printed Name: Mike Nell and/or

Business Name: Terracon Consultants

Signature: Michael S. Nell

Address: 21905 64th Ave W. Ste. 200 e-mail: mdnell@terracon.com

Mountlake Terrace, WA 98043

Phone No.: 425-771-3304 Note: If your phone has a block on it we cannot contact you.
Please contact us after five business days.

Allow me to: inspect request a copy of the following records: **Please be specific.**

I am requesting historic and current building department records and records regarding environmental concerns, underground storage tanks, hazardous materials incidents, septic systems, and any environmental records such as SEPA documents for the property located at: 220 Olympic Boulevard Everett, WA 98204 (Parcel # 00606200004102)

Note: please send records via e-mail to mdnell@terracon.com

If record(s) concern individual(s) other than requestor. Please state. _____

Is/are the requested record(s) to be used for a commercial purpose? Yes No

Noll, Michael D

From: Anna Pankevich <APankevich@everettwa.gov> on behalf of Public Disclosure
<PublicDisclosure@everettwa.gov>
Sent: Thursday, September 17, 2015 10:53 AM
To: Noll, Michael D
Subject: Public Disclosure Request
Attachments: 201509171054.pdf

Per your Public Disclosure Request regarding the historic and current records for the property located at: 220 Olympic Boulevard, Everett, WA 98204, please, see attached. In addition there are 74 images on microfilm. If you would like to view the microfilm, you may do so at 3200 Cedar str., Everett, WA 98201.

Noll, Michael D

From: Anna Pankevich <APankevich@everettwa.gov> on behalf of Public Disclosure
<PublicDisclosure@everettwa.gov>
Sent: Thursday, September 17, 2015 10:53 AM
To: Noll, Michael D
Subject: Public Disclosure Request
Attachments: 201509171054.pdf

Per your Public Disclosure Request regarding the historic and current records for the property located at: 220 Olympic Boulevard, Everett, WA 98204, please, see attached. In addition there are 74 images on microfilm. If you would like to view the microfilm, you may do so at 3200 Cedar str., Everett, WA 98201.

Permit Number	SITE_ADDR	DESCRIPTION	STATUS	ISSUED	FINALED	APPLIED	OWNER_NAME	TENANT_NAME	OTHER_DATE1	CONTRACTOR_NAME	APPLICANT_NAME
B9404-018	220 OLYMPIC BLV	INSTALL DOORS IN	MICROFILMED	04/13/1994		04/13/1994	MASONIC LODGE	CAROUSEL			
K9312-004	220 OLYMPIC BLV	SPRINKLER/58 HE	MICROFILMED	12/09/1993		12/07/1993	MASONIC TEMPLE				
E0009-040	220 OLYMPIC BLV	WIRING FOR CELL	MICROFILMED	09/11/2000	09/27/2000	09/11/2000	EVERETT MASONIC	VOICESTREAM WIRI	03/19/2001	AC/DC ELECTRIC	
X9309-015	220 OLYMPIC BLV	MECH/PLBG FOR T	MICROFILMED	09/27/1993		09/27/1993	MASONIC LODGE				
E9501-048	220 OLYMPIC BLV	CHANGE PREVIOUS	MICROFILMED	01/17/1995		01/17/1995	EVERETT MASONIC	GROUP			
B0205-022	220 OLYMPIC BLV	POLE BUILDING FC	MICROFILMED	05/15/2002		05/15/2002	EVERETT MASONIC	BAINER DAVID	07/10/2003	ALPINE CUSTOM BUILDINGS	
E1110-031	220 OLYMPIC BLV	INSTALL 20A CIRC	MICROFILMED	10/07/2011	10/10/2011	10/07/2011	EDMONDS CC HEAD	START	10/02/2012	PRIME ELECTRIC	
M9309-032	220 OLYMPIC BLV	COMMERCIAL RAN	MICROFILMED	09/29/1993		09/22/1993	MASONIC LODGE				
M9311-001	220 OLYMPIC BLV	GAS PIPING	MICROFILMED	11/01/1993		11/01/1993	MASONS LODGE				
E9309-098	220 OLYMPIC BLV	WIRE REMODEL	MICROFILMED	09/21/1993		09/21/1993	MASONIC LODGE				
B0006-058	220 OLYMPIC BLV	TELECOM FACILITY	MICROFILMED	09/11/2000	11/06/2000	06/29/2000	EVERETT MASONIC	VOICESTREAM WIRI	03/19/2001	TOWER TECHNOLOGIES GROUP	
B9309-027	220 OLYMPIC BLV	CHANGE OF USE -	MICROFILMED	09/27/1993		09/21/1993	MASONIC LODGE				
B9710-029	220 OLYMPIC BLV	REMOVE MANSAR	MICROFILMED	10/21/1997		10/21/1997	MASONIC LODGE				
B9904-015	220 OLYMPIC BLV	TEMPORARY TENT	MICROFILMED	04/12/1999	01/19/2000	04/12/1999	EVERETT MASONIC	BAINER	03/03/2000		
PW0205-016	220 OLYMPIC BLV	TEMPORARY POLE	MICROFILMED	05/15/2002		05/15/2002	EVERETT MASONIC	BAINER DAVID	07/10/2003	ALPINE CUSTOM BUILDINGS	
B0002-042	220 OLYMPIC BLV	PRODUCE STAND	MICROFILMED	02/29/2000		02/29/2000	EVERETT MASONIC	BAINER DAVID	11/30/2001	TENANT	
B0103-014	220 OLYMPIC BLV	PRODUCE STAND	MICROFILMED		03/26/2001	03/06/2001	EVERETT MASONIC	BAINER DAVID	05/08/2001	TENANT	
B9311-022	220 OLYMPIC BLV	T.I. - STAIRWELL U	MICROFILMED	11/15/1993		11/15/1993	MASONIC LODGE				
PW0006-028	220 OLYMPIC BLV	TELECOM FACILITY W/ANTENNA - 75 FLAG POLE				06/30/2000	EVERETT MASONIC	VOICESTREAM WIRELESS			
E0103-024	220 OLYMPIC BLV	TEMPORARY POW	MICROFILMED	03/06/2001	05/03/2001	03/06/2001	EVERETT MASONIC	BAINER	05/08/2001		
B1302-014	220 OLYMPIC BLV	3 ANTENNA UPGR	MICROFILMED	07/09/2013	08/29/2013	02/14/2013	EVERETT MASONIC	T-MOBILE	12/06/2013	SATEL BROADBAND INC	SMARTLINK

SEPA CHECKLIST
City of Everett

RECEIVED
JAN 29 2000

CITY OF EVERETT
Planning Dept.

A. BACKGROUND

1. Name of proposed project, if applicable
VoiceStream/Masonic Ctr. Wireless Communication Facility #1685
2. Name of applicant:
Spencer Consulting, Inc., Terri Spencer, on behalf of VoiceStream
PCS III Corporation
3. Address and phone number of applicant and contact person
2107 33rd ST
Everett, Washington 98201
(425) 258-1113; mobile: (425) 770-0014
4. Date checklist prepared:
1/20/00
5. Agency requesting checklist:
City of Everett Planning and Community Development
6. Proposed timing or schedule (including phasing, if applicable)
Construction will begin as soon as all applicable permits are
obtained. Construction of the facility will take approximately 2-3
weeks.
7. Do you have any plans for future additions, expansion, or future activity related to or connected with
this proposal? If yes explain.
No.
8. List any environmental information you know about that has been prepared, or will be prepared,
directly related to this proposal.
None.
9. Do you know whether applications are pending for governmental approvals or other proposals directly
affecting the property covered by your proposal? If yes, explain.
No.
10. List any governmental approvals or permits that will be needed for your proposal, if known.
Special Property Use Permit, SEPA, Building permit, FAA approval

11. Give brief, complete description of your proposal, including the proposed uses and the size of the project and site. There are several questions later in this checklist that ask you to describe certain aspects of your proposal. You do not need to repeat those answers on this page. (Lead agencies may modify this form to include additional specific information on project descriptions.)

VoiceStream PCS III Corporation proposes to construct an unmanned radio telecommunications facility consisting of a unicell antenna with three (3) sectors (1 antenna total) mounted on a new 75 feet self-supporting Flag Pole with radio transmitting equipment located on a concrete slab on-grade. Project area is approximately 300 sq. ft.

12. Location of the proposal. Give sufficient information for a person to understand the precise location of your proposed project, including a street address if any, and section, township, and range. If a proposal would occur over a range of area, provide the range or boundaries of the site(s). Provide a legal description, site plan, vicinity map and topographic map, if reasonable available. While you should submit any plans required by the agency, you are not required to duplicate maps or detained plans submitted with any permit application related to this checklist.

ADDRESS:

220 Olympic Boulevard, Everett 98203

PARCEL NUMBER:

6062-000-041-0300

LEGAL DESCRIPTION:

Underlying parcel:

Tract 41 of Plat of View Ridge addition to Everett Division No 2, according to the plat recorded in volume 12 of plats at page(s) 19, in Snohomish County, Washington;

Together with that portion of vacated Elm Street lying West of an(d) adjacent to said premises and easterly of the East line of the new Elm Street

Except from the foregoing the following described tract:

Commencing at the Southeast corner of Tract 41;
Thence West on the South line of said lot for 155 feet;
Thence North parallel with the East line of said lot for 125 feet;

Thence East parallel with the South line of said lot for 155 feet to the East line thereof;

Thence South 125 feet to the point of beginning.

B. ENVIRONMENTAL ELEMENTS

1. Earth

a. General description of the site (underline one): Flat, rolling, steep slopes, mountainous, other _____.

b. What is the steepest slope on the site (approximate percent slope):

The project area is located on 0% slope.

c. What general types of soils are found on the site (for example, clay, sand, gravel, peat, muck)? If you know the classification of agricultural soils, specify them and note any prime farmland.

Construction area and parcel (except building area) has asphalt surface. No soils are exposed.

d. Are there surface indications or history of unstable soils in the immediate vicinity? If so describe.

No.

e. Describe the purpose, type, and approximate quantities of any filling or grading proposed. Indicate source of fill.

No filling or grading is proposed in conjunction with this project.

f. Could erosion occur as a result of clearing, construction, or use? If so, generally describe.

No.

g. About what percent of the site will be covered with impervious surface after the project construction (for example, asphalt or buildings)?

This project will not add additional impervious surface to the existing site as entire project area (and parcel) is covered with asphalt or buildings.

h. Proposed measures to reduce or control erosion, or other impacts to the earth, if any:

None necessary.

2. Air

a. What types of emissions to the area would result from the proposal (i.e. dust, automobile odors, industrial wood smoke) during construction and when the project is completed? If any, generally describe and give approximate quantities if known.

No emissions will result from this project.

b. Are there any off-site sources of emissions or odor that may affect your proposal? If so generally describe.

None known.

c. Proposed measures to reduce or control emissions or other impacts to air, if any.

None necessary.

3. Water

a. Surface:

1) Is there any surface water body on or in the immediate vicinity of the site (including year-round and seasonal streams, saltwater, lakes, ponds, wetlands)? If yes, describe type and provide names. If appropriate, state what stream or river it flows into.

None known.

2) Will the project require any work over, in, or adjacent to (within 200 feet) the described waters? If yes, please describe and attach available plans.

No.

3) Estimate the amount of fill and dredge material that would be placed in or removed from surface water or wetlands, and indicate the area of the site that would be affected. Indicate the source of fill material

Not applicable.

4) Will the proposal require surface water withdrawals or diversions? Give general description, purpose, and approximate quantities if known

Not applicable.

5) Does the proposal lie within a 100-year floodplain? if so, note location on the site plan.

No.

6) Does the proposal involve any discharges of waste materials to surface waters? if so, describe the type of wastes and anticipated volume of discharge.

No.

b. Ground:

1) Will ground water be withdrawn, or will water be discharged to ground water? Give general description, purpose, and approximate quantities if known.

No, not applicable.

2) Describe water material that will be discharged into the ground from septic tanks or other sources, if any (for example: Domestic sewage: industrial, containing the following chemicals... agricultural; etc.) Describe the general size of the system, the number of such systems, the number of houses to be served (if applicable), or the number of animals or humans the system(s) are expected to serve.

Not applicable. The site is not staffed; therefore no water or sanitary sewer service is required.

c. Water Runoff (including storm water)

1) Describe the source of runoff (including storm water) and method of collection and disposal, if any (include quantities, if known). Where will this water flow? Will this water flow into other waters? If so, describe.

Not applicable, the project will not affect existing runoff patterns.

2) Could waste materials enter ground or surface waters? If so generally describe.
No waste material will be generated by this proposal.

d. Proposed measures to reduce or control surface, ground and runoff water impacts, if any:
None anticipated.

4. Plants

a. Check or circle type of vegetation found on the site:

- deciduous tree: alder, maple, aspen, other
- evergreen tree: fir, cedar, pine, other
- shrubs
- grass
- pasture
- crop or grain
- wet soil plants: cattail, buttercup, bulrush, skunk cabbage, other
- water type plants: water lily, eelgrass, milfoil, other
- other types of vegetation:

b. What kind and amount of vegetation will be removed or altered
None

c. List threatened or endangered species known to be on or near the site.
None known

d. Proposed landscaping, use of native plants, or other measures to preserve or enhance vegetation on the site, if any:
The exterior of the security fence will be landscaped with 6 feet tall evergreen trees..

5. Animals

a. Circle any birds and animals which have been observed on or near the site or are known to be one or near the site:

Birds: hawk, heron, eagle, songbirds, other.....

Mammals: deer, bear, elk, beaver, other,

Fish: bass, salmon, trout, herring, shellfish, other.....

b. List any threatened or endangered species known to be on or near the site.
None known.

c. Is the site part of a migration route? If so, explain.
None known.

d. Proposed measures to preserve or enhance wildlife, if any:
None anticipated.

6. Energy and Natural Resources

a. What kinds of energy (electric, natural gas, oil, wood stove, solar) will be used to meet the completed project's energy needs? Describe whether it will be used for heating, manufacturing, etc.

Electrical and telephone service. The electricity will be used to provide power to the electronic equipment in the shelter

b. Would your project affect the potential use of solar energy by adjacent properties? If so, generally describe.

No. The flag pole will not affect solar energy use.

c. What kinds of energy conservation features are included in the plans of this proposal? List other proposed measures to reduce or control energy impacts, if any:

None.

7. Environmental Health

a. Are there any environmental health hazards, including exposure to toxic chemicals, risk of fire and explosion, spill or hazardous waste, that could occur as a result of this proposal?

There are no known environmental health hazards, which occur as a result of wireless communication facilities. The proposed communication facility operates an extremely low power and at high radio frequency of between. The Federal Communications Commission regulates all radio frequency emissions. Wireless facilities typically are less than 1 percent of the ANSI /IEEE standards for health and safety.

1) Describe special emergency services that might be required.

None required. The proposed tower will enhance emergency services, which utilize wireless services in the area. VoiceStream+s service in this area will be improved by the installation of this facility.

2) Proposed measures to reduce or control environmental health hazards, if any:

None.

b. Noise

1) What type of noise exists in the area which may affect your project (for example: traffic, equipment, operation, other).

Existing noise in the area will not affect this project.

2) What types and levels of noise would be created by or associated with the project on a short-term or a long-term basis (for example: traffic, construction, operation, other)? Indicate what hours noise would come from the site.

Temporary construction noise may be generated during installation of the facility.

3) Proposed measures to reduce or control noise impacts, if any:

None

8. Land and Shoreline Use

a. What is the current use of the site and adjacent properties?

The parcel is currently used for businesses. Parcels to the south are also used for businesses, east is a church, apartments to the north and signal family homes to the west.

b. Has the site been used for agriculture? If so, describe.

None known.

c. Describe any structures on the site?

The parcel is the location of a large commercial building housing many small businesses, an espresso stand and parking areas.

d. Will any structures be demolished? If so, what?

No.

e. What is the current zoning classification of the site?

B-2.

f. What is the current comprehensive plan designation of the site?

Community Business.

g. If applicable, what is the current shoreline master program designation of the site?

Not applicable.

h. Has any part of the site been classified as an "environmentally sensitive" area? If so, specify.

Not known.

i. Approximately how many people would reside or work in the completed project.

None, the wireless facility is unmanned and remotely operated.

j. Approximately how many people would the completed project displace?

None.

k. Proposed measures to avoid or reduce displacement impacts, if any:

Not applicable.

- l. Proposed measures to ensure the proposal is compatible with existing and projected land uses and plans, if any:

To be compatible with the surrounding residential and business uses, a unicell antenna located inside the top of a 75 feet flagpole is being proposed for this site. Additional landscaping and fencing will buffer the on-grade support equipment.

9. Housing

- a. Approximately how many units would be provided, if any? Indicate whether high, middle, or low-income housing.

Not applicable

- b. Approximately how many units, if any, would be eliminated? Indicate whether high, middle or low-income housing.

Not applicable

- c. Proposed measures to reduce or control housing impacts, if any:

Not applicable

10. Aesthetics

- a. What is the tallest height of any proposed structure(s) not including antennas; what is the principle exterior building material(s) proposed?

The Flagpole will be 75 feet, which includes the unicell antenna. The exterior of the flagpole is smooth galvanized steel.

- b. What views in the immediate vicinity would be altered or obstructed.

None.

- c. Proposed measures to reduce or control aesthetic impacts, if any.

To reduce aesthetic impacts of a wireless communication facility to surrounding residential and business uses, a unicell antenna located inside the top of a 75+ flagpole is being proposed for this site. Additional landscaping and fencing will buffer the on-grade support equipment.

11. Light and glare

- a. What type of light or glare will the proposal produce? What time of the day would it mainly occur?

The facility will not be lit unless required by state or federal agencies. No other light will be generated by the facility.

- b. Could light or glare from the finished project be a safety hazard or interfere with views.

No.

- c. What existing off-site sources of light or glare may affect your proposal?

None.

- d. Proposed measures to reduce or control light and glare impacts, if any:

Not applicable.

12. Recreation

- a. What designated and informal recreational opportunities are in the immediate vicinity.

The site will not affect recreational opportunities.

- b. Would the proposed project displace any existing recreational uses? If so, describe.

No.

- c. Proposed measures to reduce or control impacts on recreation, including recreational opportunities to be provided by the project or applicant, if any:

Not applicable.

13. Historic and Cultural Preservation

- a. Are there any places or objects listed on, or proposed for, national, state or local preservation registers known to be on or next to the site? If so, generally describe.

None known.

- b. Generally describe any landmarks or evidence of historic, archaeological, scientific, or cultural importance known to be on or next to the site.

None known.

- c. Proposed measures to reduce or control impacts, if any:

Not applicable.

14. Transportation

- a. Identify public streets and highways serving the site, and describe access to the existing street system. Show on site plans, if any:

The site is accessed from Mukilteo Blvd SW and Olympic Blvd.

- b. Is the site currently served by public transit? If not, what is the approximate distance to the nearest transit stop.

Yes, but not applicable to the wireless facility. The facility is unmanned and will not affect or require public transit.

- c. How many parking spaces would the completed project have? How many would the project eliminate?

No parking will be eliminated. One existing parking place will be used for monthly maintenance/inspection visit.

- d. Will the proposal require any new roads or streets, or improvements to existing roads or street, not including driveways? If so, generally describe (indicate whether public or private)

No.

e. Will the project use (or occur in the immediate vicinity of) water, rail, or air transportation? If so, generally describe.

No.

f. How many vehicular trips per day would be generated by the completed project? If known, indicate when peak volumes would occur.

Approximately one vehicular trip per month for maintenance.

g. Proposed measures to reduce or control transportation impacts, if any;

None anticipated.

15. Public services

a. Would the project result in an increased need for public services (for example: fire protection, police protection, health care, schools other) If so, generally describe.

No. However, the project will provided increased capacity and service for emergency providers and individuals using cellular phones.

b. Proposed measures to reduce or control direct impacts of public services, if any.

Not applicable.

16. Utilities

a. Circle utilities currently available at the site: electricity, natural gas, water, refuse services, telephone, sanitary sewer, septic system, other.

b. Describe the utilities that are proposed for the project, the utility providing the services, and the general construction activities on the site or in the immediate vicinity which might be needed.

Electricity and telephone service.

C. SIGNATURE

I, the undersigned, state that to the best of my knowledge the above information is true and complete to the best of my knowledge. I understand that the lead agency is relying on them to make its decision.

Signature.....*Jeri L. Spencer*.....

Date submitted.....*January 20, 2000*.....



FINAL DETERMINATION ON NON-SIGNIFICANCE
SEPA #00-011/SPU #00-002
VoiceStream PCS Personal Communications Facility
April 11, 2000

DESCRIPTION OF PROPOSAL: VoiceStream PCS III Corporation proposes to construct an unmanned radio communications facility consisting of a unicell antenna with three (3) sectors (1 antenna) mounted on a new 75 foot self-supporting flag pole with radio transmitting equipment located on a concrete slab on-grade. The project area is approximately 600 square feet.

PROPONENT: VoiceStream PCS III Corporation
19807 North Creek Parkway
Bothell, WA 989011

PROPONENT'S REPRESENTATIVE: Terri L. Spencer
Spencer Consulting Inc.
2107 33rd Street
Everett, WA 98203

LOCATION: 220 Olympic Blvd

ZONING: B-2, Community Business

GENERAL PLAN:

Contact Person: Faheem Siddiq Phone: (425) 257-8731

AGENCIES WITH JURISDICTION

1. A license must be granted by the Federal Communications Commission.

The lead agency for this proposal has determined that it does not have a probable significant adverse impact on the environment. An Environmental Impact Statement is not required under RCW 43.21C.030(2)(c). This determination assumes compliance with State law and City ordinances related to general environmental protection including but not limited to right-of-way improvement requirements, drainage, etc. This information is on file with the lead agency. This information is available to the public on request. This Mitigated Determination of Non-Significance is specifically conditioned on compliance with the conditions attached hereto which are incorporated by reference as if fully set forth herein.

The fourteen (14) day appeal period for this proposal ended on **March 23, 2000** and the City did not receive any written comments.

You may appeal this determination to the City Clerk at City Hall, 2930 Wetmore Avenue, 1st Floor, no later than 14 calendar days from the date the MDNS becomes final (which is after the 14 calendar day comment period) by submitting a written statement requesting an appeal which sets forth the name and address of the person aggrieved, an explanation of why the person is aggrieved, a clear and concise statement of the specific issues for the appeal on a form provided by the Planning department, and a fee. You should be prepared to make specific factual objections. Appeal application packets are available from the Department of Planning/Community Development Permit Services Counter at 3200 Cedar Street, 2nd Floor.

Responsible


Official: Paul A. Roberts

Title: Planning and Community Development Director

Address: 2930 Wetmore Ave. Suite 8-A, Everett, WA 98201-4044

Date: April 11, 2000

Signature:



Contact Faheem Siddiq to read or ask about the procedures for SEPA appeals.

NOTE: A DNS may be withdrawn in the event of significant changes in the proposal, disclosure of new significant information, misrepresentation by the applicant, or failure to comply with the conditions upon which this Determination of Non-Significance is predicated.

MITIGATION OF ADVERSE IMPACTS BY SEPA

1. Any grading/fill on this site shall be done so as to not impact the surrounding properties. (SEPA Earth, Land and Shoreline Use Policies).
2. The applicant must obtain a structural building permit from the Public Works Department. (SEPA Earth and Land Use Policies).

sepa00-011 voice: faheem/jw

EXHIBIT # 4
PAGE 2 OF 2



Hand Delivered
3/9/00 (60)

**SPECIAL PROPERTY USE
PLANNING DIRECTOR DECISION
REVIEW PROCESS I
#SPU00-005**

Description of Proposal: Convert existing office space into a church with related office uses.

Applicant: Everett Church
13300 Bothell Everett Hwy
Mill Creek, WA

Representative: Pastor David Lee Wright
13300 Bothell Everett Hwy
Mill Creek, WA

Location: 220 Olympic Boulevard

Zoning: B2 – Community Business

General Plan: 4.1 – Neighborhood Business

Contact Person: Becky Gales -- Planning Department Phone: (425) 257-8731
Paul McKee -- Public Works (425) 257-8810
David DeHaan -- Fire Department (425) 257- 8100

SPECIAL PROPERTY USE GENERAL EVALUATION CRITERIA

Findings and Conclusions:

The following findings and conclusions are based on the criteria established in Section 41.150.C. of the Zoning Code - Special Property Use Permits:

1. The need of the neighborhood, district, or City for a proposed special property use.

Finding: The church facility will provide a place to congregate and worship for residents of the community.

Conclusion: The proposed use provides a public benefit.

2. The adequacy of streets, utilities and public services required to serve a proposed use.

Finding: Public Works Department has determined that frontage on Olympic Boulevard has unrestricted vehicle access.

Conclusion: In order to increase vehicle and pedestrian safety the driveway access should be separated as conditioned below.

3. The impact of traffic generated by the proposed use on the surrounding area, pedestrian circulation and public safety; and the ability of the proponent to mitigate such potential impacts.

Finding: Traffic mitigation for this project will be per the city's traffic mitigation ordinance.

Conclusion: A traffic study must be completed in order to determine potential traffic mitigation fees.

4. **The provision of adequate off-street parking, on-site circulation, and site access.**

Finding: The site is developed with an existing 7,171 sq.ft office building which would require a minimum of 18 parking spaces on site. According to the applicant the proposed use will only require between 10 and 15 off-street parking spaces to accommodate the church congregation. There is additional parking on site. The parking entrances/exits are oriented towards the nearest collector and arterial streets.

Conclusion: The site has adequate parking for the proposal.

5. **Compatibility of proposed structures and improvements with surrounding properties, including the size, height, location, setback and arrangement of all proposed buildings and facilities, especially as they relate to light and shadow impacts on more sensitive land uses and less intensive zones.**

Finding: The proposed use will be occupying an existing building

Conclusion: The proposal is not anticipated to have any adverse impacts on the surrounding properties.

6. **The number, size and location of signs, especially as they relate to more sensitive land uses.**

Finding: No signage is proposed at this time, however any new signage will require a sign permit compliant with the City of Everett Zoning Code.

Conclusion: Not applicable.

7. **The landscaping, buffering and screening of buildings, parking, loading and storage areas, especially as they relate to more sensitive land uses.**

Findings: The proposal has existing landscaping that will remain. If improvements made to the site as a result of the proposal equal 35% or more of the buildings assessed valuation, additional landscaping may be required.

Conclusions: Landscaping exists on the site already. Additional landscaping may be required during the building permit process.

8. **The generation of nuisance irritants such as noise, smoke, dust, odor, glare, visual blight or other undesirable impacts.**

Finding: The proposed use will not result in any additional nuisance impacts than currently exists.

Conclusion: No noise, smoke, dust, odor, glare, visual blight or other undesirable impacts are anticipated as a result of the proposal.

9. **Consistency with the goals and policies of the Everett General Plan for the area and land use designation in which the property is located.**

Finding: The site is designated 4.1 Neighborhood Business on the City of Everett's Comprehensive Plan map.

Conclusion: The Comprehensive Plan for the City states that essential public facilities shall be located so as to provide the necessary service to the intended users of the facility with the least amount of impact on surrounding uses. The proposed use is consistent with these Comprehensive Plan policies. The use is consistent with the General Plan.

10. Compliance with the provisions of this Ordinance and other City, State and Federal regulations.

Finding: All necessary building and associated permits must be obtained for the proposal prior to construction.

Conclusion: The proposal will comply with the provisions of the City's Zoning Code and the applicant must obtain any required City, State and/or Federal permits.

11. Accessibility to public transit, and traffic reduction measures proposed by the applicant to reduce dependence of the proposed use on the automobile.

Finding: The site has frontage along W. Mukilteo Boulevard which is served by public transit.

Conclusion: The proposal is located along an existing bus route and the City of Everett has a rideshare program with incentives to reduce the dependence on the automobile.

SPU SPECIFIC EVALUATION CRITERIA:

The following findings and conclusions are based on the criteria established in Section 41.150.D.2.c. of the Zoning Code - Special Property Use Permits - Evaluation Criteria for Churches: Only the applicable criteria have been included.

1. Where churches are located adjacent to local residential streets, the parking lot entrances/exits shall be oriented toward the nearest collector or arterial street.

Finding: The proposed use will be located within an existing office building. The existing building is located on a corner lot adjacent to W. Mukilteo Boulevard and Olympic Boulevard. There are existing access points to the site from both streets.

Conclusion: Cars entering and exiting will be dispersed onto adjacent arterial and collector streets.

DECISION: The proposal is **approved** as submitted subject to compliance with the following conditions:

1. A City of Everett building permit is required for the change in use of the building. A change of occupancy classification can introduce code issues involving exiting, separation, structural adequacy, etc.
2. This property's frontage on Olympic Blvd. currently has unrestricted vehicle access. In order to increase vehicle and pedestrian safety, the proposed driveway accesses on Olympic Blvd. should be defined and separated by landscape islands cut out of the existing asphalt and bordered with extruded curbing. Plans for the work must be submitted to and approved by the public works department prior to permit issuance.
3. Traffic mitigation for this project will be per the city's traffic mitigation ordinance. The applicant must provide the city Traffic Engineer with sufficient trip generation data specific to this proposal to facilitate the determination of any traffic mitigation fee that may be required as a result of this proposal. Traffic mitigation fees must be paid prior to permit issuance.

4. Fire Access – Is O.K. as shown on the site plan reviewed.
5. When access to or within a structure or an area is unduly difficult because of secured openings or where immediate access is necessary for life saving or fire-fighting purposes, the Fire Department may recommend or require a key box to be installed in an accessible location. A rapid entry system may also be desirable in order to avoid unnecessary damage while making entry to any building during an emergency situation. Please call (425) 257-8123 for further information.
6. Premise Identification - Premises shall be clearly identified by the correct address at the street entry. Buildings shall be clearly identified so as to be visible and legible from the access road. Individual apartments and suites, where applicable, shall be clearly and legibly identified from the access road.
7. Portable Fire Protection - A portable fire extinguisher with a minimum U.L. rating of 2-A:10-B:C shall be provided within 75 feet of travel on all floors of each building during construction and prior to occupancy.
8. A copy of a fire alarm confidence test performed within the last 12 months shall be provided to the Fire Marshal's Office. Any construction modifying or inhibiting the fire alarm to perform as designed and installed will require the fire alarm to be upgraded to current code standards.
9. A permit is required from the Fire Department to operate a place of assembly.
10. Currently the area is an established A-3 occupancy. Any change in this classification will require a review by the fire department for additional code requirements.
11. Fire Safety - Fire safety practices during construction shall be in compliance with Article 87 of the Uniform Fire Code.

This is an administrative decision that is appealable to the City's Land Use Hearing Examiner. An appeal must be filed with the City within 14 days of the date of this notice. If you have questions regarding this proposal or if you wish to file an appeal, **please contact Becky Gales, City of Everett Planning Department, at (425) 257-8731.**

Date: March 9, 2000



Paul A. Roberts, Director
Planning and Community Development Department



Notice of Decision
SPU #00-002
VoiceStream Personal Communication Service (PCS)
220 Olympic Boulevard
March 9, 2000

PROPONENT: VoiceStream PCS III Corporation
 19807 North Creek Parkway
 Bothell, WA 98011

PROPONENT'S REPRESENTATIVE: Terri Spencer
 2107 33rd Street
 Everett, WA 98201

LOCATION: 220 Olympic Boulevard

LOT SIZE: Easement area approximately 616 square feet

ZONING: B-2, Neighborhood Business

SURROUNDING ZONING/LAND USE: North: R-3/Multiple Family Residential
 South: B-2/Retail/Commercial
 East: R-1/Church
 West: R-2/Single Family Residential

SPECIAL PROPERTY USE GENERAL EVALUATION CRITERIA

Findings and Conclusion:

The following findings and conclusions are based on the criteria established in Section 41.150.C. of the Zoning Code – Special Property Use Permits:

1. **The need of the neighborhood, district, or City for a proposed special property use.**

Findings: VoiceStream proposed to locate an unmanned wireless communication facility at the Masonic Center at 220 Olympic Boulevard in a B-2 Zone. The facility will consist of one (1) unicell antenna (three sectors) mounted inside the top of a 75 foot self-supporting flagpole. VoiceStream's PCS system is licensed by the Federal Government and is a digital based system that provides voice, pager, and data transfer services including computer and facsimile interaction. An analysis of VoiceStream's transmission network determined that a personal communications

facility is necessary to provide uninterrupted wireless services in the residential and business communities along Mukilteo Boulevard. The proposed 75 foot flagpole and antenna is the minimum necessary to achieve the transmission coverage to other VoiceStream facilities. The flagpole height is the lowest feasible given the tall trees and irregular topography which interferes with wireless transmission signals.

Conclusion: The personal communication facility will enhance the public safety and general welfare of the community by providing reliable service for public safety and emergency providers and citizens using wireless services. Hundreds of police, fire and other public safety agencies and ambulance departments rely on cellular networks every day and many calls are placed to 911 or other emergency numbers from cellular phones. A recent survey revealed that almost 70% of those polled believe safety and security are the best reasons to own a cellular phone.

2. The adequacy of streets, utilities and public services required to serve a proposed use.

Findings: Access to the site will be from Olympic Boulevard. Electricity and telephone service are provided on site.

Conclusion: Existing streets and utilities are adequate to serve the proposed use.

3. The impact of traffic generated by the proposed use on the surrounding area, pedestrian circulation and public safety; and the ability of the proponent to mitigate such potential impacts.

Findings: The proposed use is unmanned and will not generate traffic on the surrounding area, pedestrian circulation and public safety. Only one maintenance visit per month is required.

Conclusion: There will be no adverse traffic impacts generated by the proposal.

4. The provision of adequate off-street, on-site circulation, and site access.

Findings: Only one parking stall is required. VoiceStream will use one of the Masonic Center's existing parking stalls for the maintenance vehicle (SUV type vehicle). The proposed PCS facility is located outside of the Masonic Center and public vehicle circulation areas. No additional parking or access is required.

Conclusion: The proposed project will not impact off-street parking, on-site circulation or site access.

5. **Compatibility of proposed structures and improvements with surrounding properties, including the size, height, location, setback and arrangement of all proposed buildings and facilities, especially as they relate to light and shadow impacts on ore sensitive land uses and less intensive zones.**

Findings: The proposed cellular communications facility was developed to be as compatible as possible with the surrounding business and residential areas. Surrounding land uses include an apartment building to the north, a business park to the south, a church to the east and residential homes to the west. As previously indicated, the applicant is proposing to site an unmanned wireless communications facility at 220 Olympic Boulevard in a B-2 zone. The facility will consist of one (1) unicell antenna (three sectors) mounted inside the top of a 75 foot self-supporting flagpole. The flagpole height is the minimum necessary because of the tall trees, irregular topography and the line of sight transmission requirements for wireless communications facilities. Radio transmitter equipment cabinets will be located on-grade within a small, secured area. The equipment cabinet will be screened with fencing and landscaped with a solid screen buffer of evergreen trees and/or shrubs.

Conclusion: The unlit 75-foot flagpole and equipment cabinet will not adversely impact the surrounding commercial and residential land uses and no mountain or Puget Sound views will be blocked or obstructed.

6. **The number, size and location of signs, especially as they relate to more sensitive land uses.**

Findings: There will be no signs for this project.

Conclusion: Not applicable.

7. **The landscaping, buffering and screening of buildings, parking, loading and storage areas, especially as they relate to more sensitive land uses.**

Findings: There are a substantial number of existing tall evergreen and deciduous trees in the vicinity of the subject site which provide screening for the proposed 75 foot flagpole. Evergreen and deciduous trees are located along the sides of Mukilteo Boulevard in the vicinity of Forest Park, on the church property to the east and also west of the site. The applicant is proposing to plant six (6) foot evergreen trees on-site to screen the equipment shelter from the surrounding properties.

Conclusion: Prior to the issuance of Building or Electrical Permits, the applicant must submit a landscape plan for review and approval by the Planning Department.

8. **The generation of nuisance irritants such as noise, smoke, dust, odor, glare, visual blight or other undesirable impacts.**

Findings: The proposed antennas will not generate noise, smoke, dust, odor, glare, visual blight or other undesirable impacts.

Conclusion: The proposal will not generate nuisance irritants.

9. **Consistency with the goals and policies of the Everett General Plan for the area and land use designation in which the property is located.**

Findings: The proposed facility is consistent with the goals and policies of the Everett General Plan for the area. Adequate public service and utilities are provided for the community and this facility is designed in a manner that minimizes adverse impacts and is compatible with the neighborhood.

Conclusion: The use is consistent with the General Plan.

10. **Compliance with the provisions of this Ordinance and other City, State and Federal regulations.**

Findings: All necessary building and associated permits must be obtained for the proposal prior to construction.

Conclusion: The proposal will comply with the provisions of the City's Zoning Code and the applicant must obtain any required State and/or Federal permits.

11. **Accessibility to public transit, and traffic reduction measures proposed by the applicant to reduce dependence of the proposed use on the automobile.**

Findings: The facility is unmanned.

Conclusion: Criteria is not applicable.

B. SPU SPECIFIC EVALUATION CRITERIA:

Subsection 41.150.D.1.c of the Zoning Code – Special property use Permits – contains specific evaluation Criteria for Above Ground Utility and Communication Facilities. Many of these criteria are intended to address new or expanded utility structure (i.e., monopoles) and are not applicable to the instant application. The following are “Finding” and “Conclusions” relative to the Specific Evaluation Criteria:

1. **All utility and Communications facilities shall be designed, landscaped, or otherwise screened to ensure compatibility with surrounding properties.**

Findings: The proposed 75-foot flagpole including one (1) unicell antenna is at the lowest possible height because of the tall trees and irregular topography of the project area. The equipment cabinet and flagpole will be screened with six (6) foot tall evergreen trees in order to mitigate the visual impacts on the surrounding land uses. The unlit flagpole and equipment cabinet will not create any adverse light, shadow or noise impacts on the surrounding land uses.

Conclusion: Prior to the issuance of Building and Public Works Permit, the applicant must submit a landscape plan to the Planning Department for review and approval.

2. **Antennas associated with above ground utility of communication facilities shall be located on existing or replacement towers or structures to the maximum extent technically feasible to discourage the proliferation of tower structures.**

Findings: The antennas are located on a flagpole, thus eliminating the need to build a new cellular communications tower.

Conclusion: By locating on a flagpole, this project eliminates the need to build a new freestanding tower.

3. **Tower structures for above ground utility and/or communications facilities shall not be located in or within 300 feet of residentially zones areas.**

Findings: Above-ground communications facilities are a permitted use in a B-2 zone subject to a Special Property Use Review Process as established in Section 41.150 of the Everett Municipal Code and requires a Public Hearing before the City's Land Use Hearing Examiner. Surrounding property owners within three (300) hundred feet of the subject site will be notified of the date and time of the public hearing and are encouraged to attend the hearing. All residents within the area of the project site are also encouraged to send written comments or to attend the public hearing in order to offer testimony on the proposed project.

Conclusion: The proposed project is subject to a SEPA Review in order to assess the environmental impacts and also an SPU review in order to determine compatibility with the surrounding land uses.

4. **When tower structures for above-ground utility and/or communications facilities are proposed to be located within 300 feet of residentially zoned areas, in or within 200 feet of gateway corridors as designated by the Everett Comprehensive Plan, or in or within 200 feet of areas under the jurisdiction of the Shoreline Master Program, zones which otherwise require Review Process II shall use Review Process III.**

Findings: The proposed project is located within 300 feet of residentially zoned property and within 200 feet of a gateway corridor (Mukilteo Boulevard) as designated by the Everett Comprehensive Plan.

Conclusion: The proposed project is subject to a SEPA Environmental Review and is also subject to Review Process III, which requires a public hearing before the City's Land Use Hearing Examiner and also a Special Property Use Permit in accordance with Section 41.150.C and 41.150.D of the Everett Municipal Code.

5. **All utility and communication facilities shall be installed underground or within structures to the greatest extent practical in order to maximize safety and minimize visual and noise impacts upon surrounding properties.**

Findings: Due to the "line of site" nature of radio frequency transmissions, it is not practical or technically feasible to underground an antenna. All support equipment will also be located on-grade within a cabinet.

Conclusion: Undergrounding of the antennas is inconsistent with the technological needs of wireless communication facilities.

6. **Above ground and communications facilities shall be designed so as to be lowest height possible to adequately serve the needs of the public for the proposed utility of communication service.**

Findings: The proposed facility has been designed at the lowest height necessary to serve the communications needs of the public. The height of the flagpole (75 feet) is the lowest height because of the tall trees, topography and the line of sight requirements for signal transmission.

Conclusion: Seventy-five (75) feet is the necessary minimum height for this facility.

7. **Towers associated with above ground utility and communications facilities and all ancillary structures shall comply with the setback of the zone in which the property is located.**

Findings: No new tower is proposed and the equipment shelter meets the setback requirements of the B-2 zone.

Conclusion: Project meets the setback requirements of the B-2 zone.

8. **The above ground utility or communication facility shall be removed from the site should the use for such purposes be discontinued for 120 days or more.**

Findings: VoiceStream will remove the facility if use of the site is discontinued for 120 days or more.

Conclusion: Applicant has indicated they will comply with this requirement.

9. **Maintenance or replacement of existing utility or communications facilities, and the installation of new utility poles, light poles or standards, switch cabinets, pad mount transformers or other similar utility of communications facilities of a minor nature and small scale are exempt from this section.**

Findings: The proposed project is a new communications facility.

Conclusion: This criterion is not applicable to this project.

10. **To the extent provided by law, the City may require utility or communications service provider to allow up to two additional service providers to be located on shared facilities to discourage the proliferation of tower structures, consistent with technological feasibility.**

Findings: The proposed communications facility has not been designed for colocation.

Conclusion: The subject facility is not a potential site for the co-location of other communication facilities.

11. **Utility or communication facilities which require towers for which safety lights are required by the FAA shall not be permitted unless the applicant demonstrates that such a facility in the proposed location and at such a height is necessary to adequately serve the needs of the public for the proposed utility or communications service.**

Findings: The proposed facility does not require safety lights by the FAA.

Conclusion: The Applicant must comply with all FAA requirements for the operation of the proposed facility.

12. **The Planning Director may require review by an expert third party.**

Findings: This project will not require an independent technical analysis of the subject application.


Conclusion: The Planning Director will not require a technical review by an expert third party.

Decision:

The Planning Director in accordance with Section 41.150C and D of the Everett Municipal Code has approved a wireless communications facility at 220 Olympic Boulevard in a B-2 zone in Everett, Washington.

Right to Appeal: The applicant or owner of property located adjacent to the subject property or any property owner who deems himself aggrieved and will thereby suffer a direct impact from the proposal may appeal the Planning Director's determination as to whether or not the proposal should be approved. Any such appeal must be filed within fourteen (14) days of the date specified below. Appeal forms are available from the Planning Office at 3200 Cedar Street, 2nd Floor, Everett, and must be submitted along with the required filing fee. For more information concerning this determination, contact **Faheem Siddiq** at the Planning Department (425)-257-8731.

Signed


Paul A Roberts, Director

Date: March 9, 2000

spu00-002voice

**FINDINGS AND DECISION
OF THE HEARING EXAMINER OF THE
CITY OF EVERETT**

IN THE MATTER OF THE APPLICATION
OF NEXTEL FOR APPROVAL OF A
SPECIAL PROPERTY USE PERMIT

SPU #05-003

DECISION: A requested Special Property Use Permit for installation of three eight-foot panel antennas to be flush mounted to an existing communication tower/flag pole at 220 Olympic Boulevard, Everett, Washington, is granted subject to conditions. A 7 foot x 17 foot equipment cabinet shall be part of the permitted project.

INTRODUCTION

Nextel (Applicant) requested approval of a Special Property Use Permit for installation of three panel antennas to be flush mounted to an existing communication tower/flag pole. The antennas would be eight feet in height. As part of the request, equipment located at the base of the pole within a 7 foot x 17 foot cabinet would be allowed.

A hearing was held before the Hearing Examiner of the City of Everett on April 21, 2005. At the hearing the following presented testimony and evidence:

Becky Fauver, City of Everett Planning Department

Kris Conaxis, Nextel
10545 Willows Road NE #110
Redmond, WA 98052

At the hearing the following exhibits were submitted and were admitted as part of the official record of these proceedings:

1. Staff Report
2. Vicinity Map
3. Site Plan
4. Narrative Statement
5. Tower Elevations
6. Photo Simulations
7. Staff Photos
8. Hearing Examiner Order for SPU #00-002

Subsequent to the hearing, as ordered by the Hearing Examiner, the following exhibit was submitted and admitted as part of the official record of these proceedings:

9. Memo from Becky Fauver, Planning Department, dated April 21, 2005, regarding SEPA exemption

All of the exhibits are available for inspection at the Hearing Examiner's Office located at 2930 Wetmore Avenue, 8th floor, Everett, Washington.

After due consideration of the testimony and evidence presented by the Applicant and testimony and evidence elicited during the public hearing, the following Findings of Fact and Conclusions constitute the basis of the decision of the Everett Hearing Examiner.

FINDINGS OF FACT

1. The Applicant requested approval of a Special Property Use Permit for the installation of three eight-foot high panel antennas to be flush mounted to an existing communication tower/flag pole on property located at 220 Olympic Boulevard, Everett, Washington (subject property). The proposal also includes an equipment cabinet that would have dimensions of 7 feet x 17 feet. (*exhibit 1, Fauver testimony*)
2. The subject property is zoned B-2, Community Business and has a General Comprehensive Plan designation of 4.1, Neighborhood Business. The existing land use of the subject property is a shopping center. (*exhibit 1*)
3. The property to the north is Multiple-Family Residential/R-3; the property to the south is Commercial/B-2; the property to the east is a church and zoned R-1; and the property to the west is Single-Family Residential/R-2. (*exhibit 1*)
4. On May 19, 2000, the Hearing Examiner of the City of Everett approved a Special Property Use Permit for a 75-foot high self-supporting flagpole/tower on-site. The flag pole/cell tower was completed, and at the time, the antennas for the cellular service were located in the tower/flag pole structure. Because of the design of the pole/tower and the intent of the Applicant to collocate on-site, antennas must be constructed that are flush mounted to the tower. No new tower would be built. (*exhibit 1, Fauver testimony*)
5. In order for a Special Property Use Permit to be granted within the City of Everett, the criteria of Everett Municipal Code (EMC) 19.41.150.C must be satisfied. A summary of these criteria is:
 - (1) The need of the neighborhood, district, or City for a proposed Special Property Use.

- (2) The adequacy of streets, utilities, and public services required to serve a proposed use.
 - (3) The impact of traffic generated by the proposed use on the surrounding area, pedestrian circulation and public safety; and ability of the proponent to mitigate such potential impacts.
 - (4) The provision of adequate off-street parking, on-site circulation, and site access.
 - (5) Compatibility of proposed structures and improvements with surrounding properties, including the size, height, location, setback and arrangement of all proposed buildings and facilities, especially as they relate to light and shadow impacts on more sensitive land uses and less intensive zones.
 - (6) The number, size, and location of signs, especially as they relate to more sensitive land uses.
 - (7) The landscaping, buffering, and screening of buildings, parking, loading and storage areas, especially as they relate to more sensitive land uses.
 - (8) The generation of nuisance irritants such as noise, smoke, dust, odor, glare, visual blight, or other undesirable impacts.
 - (9) Consistency with the goals and policies of the Everett General Plan for the area and land use designation which the property is located.
 - (10) Compliance with the provisions of this ordinance and other City, State, and Federal regulations.
 - (11) Accessibility to public transit and traffic reduction measures proposed by the Applicant to reduce dependence of the proposed use on the automobile.
6. The Applicant has identified "a hole" in its service for residential and commercial cellular service customers. The hole exists along the West Mukilteo Boulevard corridor; and as a remedy, the Applicant proposes to collocate the antennas on-site. The collocation is consistent with the City's desire to minimize the number of cell towers and helps provide adequate cell service to the general community. The proposal would be a public benefit. (*exhibit 1, Fauver testimony*)
 7. Adequate provisions for access, utilities, and public services exist. There would be no change in the location of the tower. Streets, utilities, and public service exist and would not be further stressed with this proposal. (*exhibit 1*)

8. There would be no adverse traffic impacts generated by the proposal. The facility is unmanned, and the only generation of traffic would be approximately one vehicle trip per month for maintenance purposes. (*exhibit 1*)
9. Because the facility is unmanned, there would be no need for additional parking on-site. (*exhibit 1*)
10. The existing cellular tower is a 70-foot high structure located on a commercially zoned property. The antennas would be approximately 60 feet above-grade or ten feet below the top of the tower. The tower blends into the surrounding neighborhood and appears to be a flag pole. With the flush mount of the antennas, there would be a slight projection of the tower, but the appearance would not be drastically changed. There should be no negative impacts to the surrounding land uses. Notice was given to property owners in the vicinity. (*exhibit 1*) No opposition was submitted at the public hearing.
11. As part of the original review process, there were requirements for vegetation screening the subject property. A landscape plan must be submitted to the City for review and approval prior to issuance of building permits. The landscape plan must address the screening of the site with regard to the pole and ground equipment so that it does not impact neighboring properties. (*exhibit 1*)
12. During construction there would be irritants, including noise, smoke, dust, odor, glare, and other impacts, but after construction these irritants would not exist. Because the proposed facility would have air conditioning units within the cabinet, there is a possibility that the noise emanating from the site would create irritants. Prior to occupation, the Applicant shall provide a noise study that indicates whether or not the noise standards are exceeded at the site. If the noise standards are exceeded, the Applicant will be required to provide shielding. (*exhibit 1, Fauver testimony, Conaxis testimony*)
13. In the Comprehensive Plan, public facilities are projected to be sited compatible with adjoining land uses. The existing pole was designed in a manner to minimize potential adverse impacts on neighborhoods. The attachment of the antennas flush with the pole would not significantly deter this consistency and would allow for compatibility with other properties. (*exhibit 1*)
14. The proposal would comply with all provisions of the zoning code, as well as other state and federal laws. (*exhibit 1*)
15. The proposed facility is unmanned and any issues relating to public transit are not applicable to this proposal. (*exhibit 1*)
16. In addition to the General Evaluation criteria, Specific Evaluation criteria must be satisfied for this project. Those criteria, which are set forth in EMC 19.41.150.D.1.b, are as follows:

- (1) All utility and Communications facilities shall be designed, landscaped, or otherwise screened to ensure compatibility with surrounding properties.
- (2) Antennas associated with above ground utility of communication facilities shall be located on existing or replacement towers or structures to the maximum extent technically feasible to discourage the proliferation of tower structures.
- (3) Tower structures for above ground utility and/or communications facilities shall not be located in or within 300 feet of residentially zones areas.
- (4) When tower structures for above-ground utility and/or communications facilities are proposed to be located within 300 feet of residentially zoned areas, in or within 200 feet of gateway corridors as designated by the Everett Comprehensive Plan, or in or within 200 feet or areas under the jurisdiction of the Shoreline Master Program, zones which otherwise require Review Process II shall use Review Process III.
- (5) All utility and communication facilities shall be installed underground or within structures to the greatest extent practical in order to maximize safety and minimize visual and noise impacts upon surrounding properties.
- (6) Above ground and communications facilities shall be designed so as to be lowest height possible to adequately serve the needs of the public for the proposed utility of communication service.
- (7) Towers associated with above ground utility and communications facilities and all ancillary structures shall comply with the setback of the zone in which the property is located.
- (8) The above ground utility or communication facility shall be removed from the site should the use for such purposes be discontinued for 120 days or more.
- (9) Maintenance or replacement of existing utility or communications facilities, and the installation of new utility poles, light poles or standards, switch cabinets, pad mount transformers or other similar utility of communications facilities of a minor nature and small scale are exempt from this section.
- (10) To the extent provided by law, the City may require utility or communications service provider to allow up to two additional service providers to be located on shared facilities to discourage the proliferation of tower structures, consistent with technological feasibility.

- (11) Utility or communication facilities which require towers for which safety lights are required by the FAA shall not be permitted unless the applicant demonstrates that such a facility in the proposed location and at such a height is necessary to adequately serve the needs of the public for the proposed utility or communications service.
- (12) The Planning Director may require review by an expert third party.
17. The Applicant would provide the landscape plan to the Planning Department for review. Upon this review, it would be determined if additional screening is required. *(Fauver testimony)*
18. Collocation is occurring, and the antennas would be flush mounted with the existing facility. With this design, there is no need for an additional cell tower to be developed in the area. *(exhibit 1)*
19. The proposed structure is permitted in the B-2 zone subject to a Special Property Use Permit. Although the tower is located within 300 feet of residentially zoned property, and 200 feet from a gateway corridor, Mukilteo Boulevard, it is an existing use that has served the public for a number of years. Notice was given to the property owners within the area, and no opposition was submitted. The continuance of this use is reasonable. *(exhibit 1)*
20. The visual and noise impacts would be reduced. Reference is made to finding #12 relating to noise from the site.
21. The facility would have a clear line of sight for signal transmission. The antennas would be collocated at a height of 60 feet. *(exhibit 1)*
22. The proposal would meet all setback requirements. *(exhibit 1)*
23. The Applicant has indicated that it would remove all equipment should the tower's use no longer be required. *(exhibit 1)*
24. The existing tower is not required to have FAA safety lighting. *(exhibit 1)*
25. The project does not require an independent technical analysis from an expert third party. This determination was made by the Planning Director of the City of Everett. *(exhibit 1)*
26. The Special Property Use Permit for the cell tower was reviewed pursuant to the State Environmental Policy Act (SEPA). The collocation of the three panel antennas is SEPA exempt because the review had been previously completed in the previous hearing. *(exhibit 12, Fauver testimony)*

Jurisdiction: *The Hearing Examiner of the City of Everett has jurisdictional authority to hold a hearing and to issue the decision. That authority is set forth in EMC 15.16.100. Based on the above Findings of Fact, the Hearing Examiner enters the following Conclusions:*

CONCLUSIONS

1. The Applicant requested approval of a Special Property Use Permit for the installation of three eight-foot high panel antennas to be flush mounted to an existing communication tower/flag pole on property located at 220 Olympic Boulevard, Everett, Washington (subject property). The proposal also includes an equipment cabinet that would have dimensions of 7 feet x 17 feet. (*finding 1*)
2. The proposed project requires a Special Property Use Permit because it is located in a B-2 zone and is within 300 feet of a residential zone, and 200 feet of a gateway corridor. (*findings 1, 2, & 19*)
3. In order for a Special Property Use Permit to be granted, the General Evaluation criteria as set forth in EMC 19.41.150.C must be satisfied. These criteria are identified in finding #5. The manner in which each of these criteria is satisfied is set forth in findings #6 through #15.
4. In addition to the General Evaluation criteria, the Specific Evaluation criteria of EMC 19.41.150.D.1.b must be satisfied. These criteria are identified in finding #16. The manner in which each of these criteria is satisfied is set forth in findings #17 through #26.

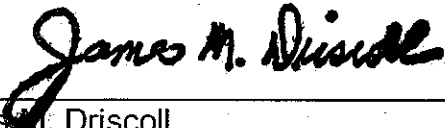
DECISION

Based upon the preceding Findings of Fact and Conclusions and testimony and evidence submitted at the public hearing, it is hereby ordered that the requested Special Property Use Permit for the installation of three eight-foot panel antennas to be flush mounted to an existing communication tower/flag pole at 220 Olympic Boulevard, Everett, Washington, is granted. In addition to the antennas, the Applicant is also permitted to develop a 7 foot x 17 foot equipment cabinet. This Special Property Use Permit is granted subject to the following conditions:

1. All equipment cabinets must be visually screened. After the cabinet is installed, the Applicant shall provide the City with a noise study. If the study shows noise from the site exceeds City standards, the Applicant shall provide an acoustical shield on-site. If the noise from the site does not exceed City standards, no shield shall be required.
2. A building permit is required for the antenna installation.

3. The antennas shall be flush mounted to the existing pole as shown on the photo simulations on file with the City and included as exhibit #6 in the staff report.
4. This land use permit shall terminate if the Applicant does not apply for a building permit within 18 months (or, with an extension, 24 months), except where a time limit on the land use permit is otherwise established under federal or state law, city ordinance, or an executed development agreement.


Done and dated this 3rd day of May, 2005.



James M. Driscoll
Hearing Examiner

SPU05-102

ENVIRONMENTAL CHECKLIST



Purpose of Checklist:

The State Environmental Policy Act (SEPA), Chapter 43.21C RCW, requires all agencies to consider the environmental impacts of a proposal before making decisions. An environmental impact statement (EIS) must be prepared for all proposals with probable significant adverse impacts on the quality of the environment. The purpose of this checklist is to provide information to help you and the agency identify impacts from your proposal (and to reduce or avoid impacts from the proposal, if it can be done) and to help the agency decide whether an EIS is required.

INSTRUCTIONS FOR APPLICANTS:

This environmental checklist asks you to describe some basic information about your proposal.

Governmental agencies use this checklist to determine whether the environmental impacts of your proposal are significant, requiring preparation of an EIS. Answer the questions briefly, with the most precise information known, or give the best description you can. You must answer each question accurately and carefully, to the best of your knowledge. In most cases, you should be able to answer the questions from your own observations or project plans without the need to hire experts. If you really do not know the answer, or if a question does not apply to your proposal, write "do not know" or "does not apply". Complete answers to the questions now may avoid unnecessary delays later. Some questions ask about governmental regulations, such as zoning, shoreline, etc. Answer these questions if you can. If you have problems, the governmental agencies can assist you. The checklist questions apply to all parts of your proposal, even if you plan to do them over a period of time or on different parcels of land. Attach any additional information that will help describe your proposal or its environmental effects. The agency to which you submit this checklist may ask you to explain your answers or provide additional information reasonably related to determining if there may be significant adverse impact.

USE OF CHECKLIST FOR NONPROJECT PROPOSALS:

Complete this checklist for nonproject proposals, even though questions may be answered "does not apply". In addition, complete the supplemental sheet for nonproject actions (Part D).

For nonproject actions, the references in the checklist to the words "project", "applicant", and "property or site" should be read as "proposal", "proposer", and "affected geographic area", respectively.

A. BACKGROUND

1. Name of proposed project, if applicable:
Nextel/ WA 0699 Mukilteo BLVD/T-Mobile
2. Name of Applicant:
Nextel
3. Name, address & phone number of Applicant and contact person:
Applicant: Nextel
10545 Willows Road NE #110
Redmond, WA 98052

Contact Person: Kris Conaxis
Tetra Tech Wireless
10545 Willows RD NE #110
Redmond, WA 98052
206.423.7899
425.497.8029 (FAX)
4. Date checklist prepared: *2.21.2005*
5. Department requesting checklist: *City of Everett*
6. Proposed timing or schedule (including phasing, if applicable): *Construction will begin upon issuance of all applicable permits.*
7. Do you have any plans for future additions, expansion, or further activity related to or connected with this proposal? If yes, explain.
NO
8. List any environmental information you know about that has been prepared, or will be prepared, directly related to this proposal.
SEPA Checklist
9. Do you know whether applications are pending for governmental approvals of other proposals directly affecting the property covered by your proposal? If yes, explain.

None Known

10. List any government approvals or permits that will be needed for your proposal, if known.

SEPA

SPU III

City of Everett Building Permit

11. Give brief, complete description of your proposal, including the proposed uses and the size of the project and site. There are several questions later in this checklist that ask you to describe certain aspects of your proposal. You do not need to repeat those answers on this page.

The Project consists of the installation and operation of 3 Eight-foot panel antennas to be flush-mounted and painted to match an existing communication tower/ flag pole. Associated radio equipment will be located adjacent to the existing T-mobile equipment at the base of the pole within a 7' X 17' equipment cabinet.

12. Location of the proposal. Give sufficient information for a person to understand the precise location of your proposed project, including a Assessor's property identification number. If a proposal would occur over a large area, provide the boundaries of the site. Provide a legal description, site plan, vicinity map, and topographical map, if reasonably available. You are not required to duplicate maps or detailed plans submitted with any permit applications related to this checklist.

220 Olympic BLVD

APN# 00606200004102

Everett, WA 98203

Zone: B-2 Community Business

Please see attached site plans for Legal Description.

B. ENVIRONMENTAL ELEMENTS

1. Earth

a. General description of the site (circle one): **Flat**, rolling, hilly, steep slopes, mountainous, other

b. What is the steepest slope on the site (approximate percent slope)? *Less than 1%*

c. What general types of soils are found on the site (for example, clay, sand, gravel, peat, muck)?
If you know the classification of agricultural soils, specify them and note any prime farmland.

The site is currently a paved parking lot.

d. Are there surface indications or history of unstable soils in the immediate vicinity? If so, describe.

No

e. Describe the purpose, type, and approximate quantities of any filling or grading proposed. Indicate source of fill.

None Proposed

f. Could erosion occur as a result of clearing, construction, or use? If so, generally describe.

No.

g. About what percent of the site will be covered with impervious surfaces after project construction (for example, asphalt or buildings)? Less than 1% (119 square feet)

h. Proposed measures to reduce or control erosion, or other impacts to the earth, if any:

Best Management Practices will be used during Construction.

2. Air

a. What types of emission to the air would result from the proposal (i.e., dust, automobile, odors, industrial wood smoke) during construction and when the project is completed? If any, generally describe and give approximate quantities if known.

Temporary Minor emissions will result from equipment during the construction phase. Construction practices will comply with applicable air quality regulations. Upon completion, normal vehicular traffic will occur as a result of one monthly maintenance visit to the facility.

b. Are there any off-site sources of emissions or odor that may effect your proposal? If so, generally describe.

No

c. Proposed measures to reduce or control emissions or other impacts to air, if any:

None necessary

3. Water

a. Surface:

1). Is there any surface water body on or in the immediate vicinity of the site (including year-round and seasonal streams, saltwater, lakes, ponds, wetlands)? If yes, describe type and provide names. If appropriate, state what stream or river it flows into. *None observed.*

2). Will the project require any work over, in, or adjacent to (within 200 feet) the described waters? If yes, please describe and attach available plans.

NO

3). Estimate the amount of fill and dredge material that would be placed in or removed from surface water or wetlands and indicate the area of the site that would be affected. Indicate the source of fill material. *None*

4). Will the proposal require surface water withdrawals or diversions? Give general description, purpose, and approximate quantities if known. *NO*

5). Does the proposal lie within a 100-year floodplain? If so, note location on the site plan. *NO*

6). Does the proposal involve any discharges of waste materials to surface waters? If so, describe the type of waste and anticipated volume of discharge. *No*

b. Ground

1). Will ground water be withdrawn, or will water be discharged to ground water? Give general description, purpose, and approximate quantities if known.

No

2). Describe waste material that will be discharged into the ground from septic tanks or other sources, if any (for example: domestic sewage; industrial, containing the following chemicals ...; agricultural; etc.). Describe the general size of the system, the number of such systems, the number of houses to be served (if applicable), or the number of animals or humans the system(s) are expected to serve.

No waste- water will be generated or discharged.

c. Water Runoff (including storm water):

1). Describe the source of runoff (including storm water) and method of collection and disposal, if any (include quantities, if known). Where will this water flow? Will this water flow into other waters? If so, describe.

The proposal will not affect the surface water runoff characteristics of the site.

2). Could waste materials enter ground or surface waters? If so, generally describe. No

d. Proposed measures to reduce or control surface, ground, and runoff water impacts, if any:

None

4. Plants

a. Check or circle types of vegetation found on the site:

deciduous tree: alder, maple, aspen, Pear

evergreen tree: fir, cedar, pine, other

shrubs

grass

pasture

crop or grain

wet soil plants: cattail, buttercup, bullrush, skunk cabbage,

other

water plants: water lily, eelgrass, milfoil, other

other types of vegetation

b. What kind and amount of vegetation will be removed or altered?
None

c. List threatened or endangered species known to be on or near the site. None Known

d. Proposed landscaping, use of native plants, or other measures to preserve or enhance vegetation on the site, if any:

Nextel proposes to plant landscaping along the north end of the compound to match the existing landscaping.

5. Animals

a. Circle any birds and animals which have been observed on or near the site or are known to be on or near the site:

birds: hawk, heron, eagle, **songbirds**, other:

mammals: deer, bear, elk, beaver, **other**:

fish: bass, salmon, trout, herring, shellfish, other:

b. List any threatened or endangered species known to be on or near the site. None Known

c. Is the site part of a migration route? If so, explain.

Not Known

d. Proposed measures to preserve or enhance wildlife, if any:

None

6. Energy and Natural Resources

a. What kinds of energy (electric, natural gas, oil, wood stove, solar) will be used to meet the completed project's energy needs? Describe whether it will be used for heating, manufacturing, etc. *This project calls for access to electrical power (Snohomish County PUD) and Telephone Company (Verizon)*

b. Would your project affect the potential use of solar energy by adjacent properties? If so, generally describe.

No

c. What kinds of energy conservation features are included in the plans of this proposal? List other proposed measures to reduce or control energy impacts, if any: None

7. Environmental Health

a. Are there any environmental health hazards, including exposure to toxic chemicals, risk of fire and explosion, spill, or hazardous waste, which could occur as a result of this proposal? If so, describe.

No

1). Describe special emergency services that might be required.

None

2). Proposed measures to reduce or control environmental health hazards, if any:

Compliance with federal RF radiation standards required at federal level. FCC has preempted local authority to require additional mitigation as long as facility complies with federal NIER standards. This proposal is in compliance with these regulations.

b. Noise

1). What types of noise exist in the area which may affect your project (for example: traffic, equipment, operation, other)?

Vehicle traffic

2). What types and levels of noise would be created by or associated with the project on a short-term or a long-term basis (for example: traffic, construction, operation, other)? Indicate what hours noise would come from the site.

Temporary noise will be associated with the construction phase of the project.

3). Proposed measures to reduce or control noise impacts, if any:

Construction will be limited to hours permitted by city ordinance.

8. Land and Shoreline Use

a. What is the current use of the site and adjacent properties?
The property is zoned B-2 and is currently used a parking lot for the Everett Masonic Corporation. There is currently a wireless facility on the property.

b. Has the site been used for agriculture? If so, describe.
Not Known.

c. Describe any structures on the site.
Commercial shopping center, Wireless facility and equipment.

d. Will any structures be demolished? If so, what?
No

e. What is the current comprehensive plan designation of the site? *Institutional*

f. If applicable, what is the current shoreline master program designation of the site?
Not Known

g. Has any part of the site been classified as an "environmentally sensitive" area? If so, specify.
NO

h. Approximately how many people would reside or work in the completed project? *None*

i. Approximately how many people would the completed project displace? *None*

j. Proposed measures to avoid or reduce displacement impacts, if any: *None*

k. Proposed measures to ensure the proposal is compatible with existing and projected land uses and plans, if any:
The project design will comply with city of Everett Codes and ordinances. The antennas will be painted with a non-reflective paint to match the existing pole and to reduce visual impact and blend with the existing buildings.

9. Housing

a. Approximately how many units would be provided, if any? Indicate whether high, middle or low-income housing.
None

b. Approximately how many units, if any, would be eliminated? Indicate whether high, middle, or low-income housing.
None

c. Proposed measures to reduce or control housing impacts, if any:
None

10. Aesthetics

a. What is the tallest height of any proposed structure(s), not including antennas; what is the principal exterior building material(s) proposed?

The antennas are proposed to be attached to the existing 70'-high Tower at the 60' level. The tip of the antennas will be at 60'.

b. What views in the immediate vicinity would be altered or obstructed? *None*

c. Proposed measures to reduce or control aesthetic impacts, if any:

The proposed antennas will be painted with a non-reflective paint to match the tower.

11. Light and Glare

a. What type of light or glare will the proposal produce? What time of day would it mainly occur?

The proposal will not be lighted.

b. Could light or glare from the finished project be a safety hazard or interfere with views?

No

c. What existing off-site sources of light or glare may affect your proposal?

None identified.

d. Proposed measures to reduce or control light and glare impacts, if any:

None

12. Recreation

a. What designated and informal recreational opportunities are in the immediate vicinity?

None identified

b. Would the proposed project displace any existing recreational uses? If so, describe.

No

c. Proposed measures to reduce or control impacts on recreation, including recreation opportunities to be provided by the project or applicant, if any:

None proposed

13. Historic and Cultural Preservation

a. Are there any places or objects listed on, or proposed for, national, state, or local preservation registers known to be on or next to the site? If so, generally describe.

None Known

b. Generally describe any landmarks or evidence of historic, archeological, scientific, or cultural importance known to be on or next to the site.

None known.

c. Proposed measures to reduce or control impacts, if any:

None proposed

14. Transportation

a. Identify public streets and highways serving the site, and describe proposed access to the existing street system. Show on site plans, if any.

Access to the site is off Olympic BLVD. The nearest intersection is Olympic BLVD and Mukilteo BLVD (41 st).

Please see attached site plans.

b. Is the site currently served by public transit? If not, what is the approximate distance to the nearest transit stop?

N/A

c. How many parking spaces would the completed project have? How many would the project eliminate? *The project will utilize 1 existing parking spot for monthly maintenance visits.*

d. Will the proposal require any new roads or streets, or improvements to existing roads or streets, not including driveways? If so, generally describe (indicate whether public or private). *No*

e. Will the project use (or occur in the immediate vicinity of) water, rail, or air transportation? If so, generally describe.

No

f. How many vehicular trips per day would be generated by the completed project? If known, indicate when peak volumes would occur.

Approximately one maintenance visit is required to the site per month after completion. 3-4 vehicle trips per day will occur for approximately 2 weeks during the construction phase.

g. Proposed measures to reduce or control transportation impacts, if any:

None

15. Public Services

a. Would the project result in an increased need for public services (for example: fire protection, police protection, health care, schools, other)? If so, generally describe.

No

b. Proposed measures to reduce or control direct impacts on public services, if any.

None

16. Utilities

a. Circle utilities currently available at the site:

electricity, natural gas, **water**, refuse service, **telephone**, sanitary sewer, septic system, other.

b. Describe the utilities that are proposed for the project, the utility providing the service, and the general construction activities on the site or in the immediate vicinity which might be needed.

Electrical power will be provided by Snohomish County PUD, Telephone service will be provided by Verizon.

C. SIGNATURE

The above answers are true and complete to the best of my knowledge. I understand that the lead agency is relying on them to make its decision.

Signature: _____



Kris Conaxis, Zoning Manager
Tetra Tech Wireless, For Nextel Communications

Date Submitted: 2.22.2005

**Administrative Determination
SPU / Review Process II #12-021
T-Mobile, 220 Olympic Boulevard
December 10, 2012**



PROPONENT: T-Mobile
19807 North Creek Parkway
Bothell, WA 98011

**PROPONENT'S
REPRESENTATIVE:** Allison Zike
Real Commercial Associates
14432 SE Eastgate Way, Ste 260
Bellevue, WA 98007

LOCATION: 220 Olympic Boulevard

LOT SIZE: 1.89 Acres

ZONING: B-2, Retail/Commercial

EXISTING LAND USE: Shopping Center

**SURROUNDING
ZONING/LAND USE:** North: R-3/Multiple-Family Residential
South: B-2/ Retail/Commercial
East: R-1/Church
West: R-2/Single Family Residential

DESCRIPTION OF PROPOSAL: T-Mobile is currently expanding its network in the Snohomish County area to make available improved telephone service and provide wireless capacity to its subscribers. The proposed modification in the City of Everett will provide wireless coverage to T-Mobile's customers and provide critical communication services for emergency, business, and personal use. T-Mobile is proposing to replace/upgrade three (3) existing antennas on a monopole telecommunication facility. T-Mobile's proposed antenna modification is located on a previously approved flagpole communications facility. (See Hearing Examiner Decision (SPU #05-003) dated May 3, 2005).

A. SPU GENERAL EVALUATION CRITERIA

Findings and Conclusions: The following findings and conclusions are based on the criteria established in Section 41.150.C. of the Zoning Code – Special Property Use Permits:

1. The need of the neighborhood, district, or City for a proposed Special Property Use

Finding: The general public using cellular phones as a means to communicate will benefit from the proposed wireless facility. The proposed wireless co-location will provide a more reliable service for every day and for emergency use.

Conclusion: The proposed project provides a public benefit to residents, business and public safety facilities in Everett and Snohomish County.

2. Adequacy of streets, utilities and public services required to serve a proposed use.

Finding: The adequacy of streets, utilities and public services are all unchanged as a result of the proposed use. The wireless facility is unmanned and applicant will utilize the existing paved driveway and parking area off Olympic Boulevard during maintenance or repair. The facility will utilize existing power and telephone service, both of which are already at the property.

Conclusion: Existing streets and utilities are adequate to serve the proposed use.

3. Impact of traffic generated by the proposed use on the surrounding area, pedestrian circulation and public safety; the ability of the proponent to mitigate such potential impacts.

Finding: There will be no traffic impact generated by the proposed facility. This site is an unmanned facility. The site will require normal maintenance visits by a single employee in a light duty vehicle approximately once a month..

Conclusion: The proposed use is unmanned and will not generate traffic on the surrounding area, pedestrian circulation and public safety. Only one maintenance visit per month is required.

4. The provision for adequate off-street parking, on-site circulation and site access.

Finding: The site is an unmanned facility and is generally serviced once a month and maintenance crews will utilize the existing on-site parking. The existing access road will be used for this facility.

Conclusion: This proposed project will not impact off-street parking, on-site circulation or site access.

5. Compatibility of proposed structures and improvements with the surrounding properties, including the size, height, location setback and arrangement of all proposed buildings and facilities, especially as they relate to the light and shadow impacts on more sensitive land uses and less intensive zones.

Finding: T-Mobile's proposed antenna modifications are located on a previously approved telecommunication facility. The antennas and associated hardware will be painted to match existing flagpole conditions to ensure compatibility with surrounding properties, and will not increase the height of the existing pole.

Conclusion: The proposed project is a modification of an existing WCF, and the applicant is adding three (3) antennas to a flagpole. The proposed project will not adversely impact surrounding residential and commercial land uses.

6. The number, size and location of signs, especially as they relate to more sensitive land uses.

Finding: The applicant will not install any signs unless required by the FCC or the FAA.

Conclusion: All signage must be reviewed and approved by the Everett Planning Department.

7. The landscaping, buffering and screening of buildings, parking, loading and storage areas, especially as they relate to more sensitive land uses.

Finding: The applicant is not proposing any changes to the on-site landscaping, buffering or screening.

Conclusion: The applicant is proposing to add three (3) antennas to an existing monopole communications facility and the subject proposal does not trigger any landscaping or screening requirements per the Everett Municipal Code.

8. The generation of nuisance irritants such as noise, smoke, dust, odor, glare, visual blight or other undesirable impacts.

Finding: The proposed antenna modifications will not generate any additional nuisance irritants at the existing site. Please see enclosed photo simulations for changed to the visual impact of the site.

Conclusion: The project will not generate any nuisance irritants such as noise, smoke, dust, odor, glare, visual blight.

9. Consistency with the goals and policies of the Everett General Plan for the area and land use designation in which the property is located.

Finding: The proposed construction is a modification to a co-location on an existing site. Co-locations minimize the need for new sites, which are much more invasive to the community than a co-location on an existing structure. The code specifically states that installation or co-location of antennas on existing or replacement towers or structures shall be preferred unless the proponent can demonstrate that a new structure is necessary to adequately serve the needs of the public.

Conclusion: The use is consistent with the General Plan and the Everett Municipal Code. Within residential zones, wireless facilities are an allowed use, subject to siting guidelines found under EMC 41.150.D.1.b and the granting of a permit under Type II process (due to location in a residential zone.)

10. Compliance with the provisions of this title and other City, State and Federal Regulations.

Finding: All necessary building and associated permits must be obtained for the proposal prior to construction.

Conclusion: The proposal will comply with the provisions of the City's Zoning Code and the applicant must obtain any required State and/or Federal permits.

11. Accessibility to public transit and traffic reduction measures proposed by the applicant to reduce dependence of the proposed use on the automobile.

Finding: The facility is unmanned.

Conclusion: Criteria is not applicable.

B. SPU SPECIFIC EVALUATION CRITERIA:

Subsection 41.150.D.1.c of the Zoning Code – Special property use Permits – contains specific evaluation Criteria for Above Ground Utility and Communication Facilities. Many of these criteria are intended to address new or expanded utility structure (i.e., monopoles) and are not applicable to the instant application. The following are “Findings” and “Conclusions” relative to the Specific Evaluation Criteria:

1. All utility and Communications facilities shall be designed, landscaped, or otherwise screened to ensure compatibility with surrounding properties.

Finding: T-Mobile’s proposed antenna modification will be painted to match the existing flagpole to insure compatibility with surrounding properties.

2. Antennas associated with above ground utility of communication facilities shall be located on existing or replacement towers or structures to the maximum extent technically feasible to discourage the proliferation of tower structures.

Finding: The proposal is to add antennas to an existing flagpole communications utility pole. T-Mobile is already collocated on the pole. When proposed to be located on an existing or replacement utility or communications structure or other non-residential structure in a residential zone, Review Process II shall be required.

3. Tower structures for above ground utility and/or communications facilities shall not be located in or within 300 feet of residentially zones areas.

Finding: No tower structure is being proposed or modified.

4. When tower structures for above-ground utility and/or communications facilities are proposed to be located within 300 feet of residentially zoned areas, in or within 200 feet of gateway corridors as designated by the Everett Comprehensive Plan, or in or within 200 feet or areas under the jurisdiction of the Shoreline Master Program, zones which otherwise require Review Process II shall use Review Process III.

Finding: No tower structure is being proposed or modified.

5. All utility and communication facilities shall be installed underground or within structures to the greatest extent practical in order to maximize safety and minimize visual and noise impacts upon surrounding properties.

Finding: T-Mobile’s antenna modification is located on a previously approved flagpole communications facility and there are no changes to the existing ground equipment or proposal to increase the height of the flagpole.

6. **Above ground utility or communications facilities shall be designed so as to be lowest height possible to adequately serve the needs of the public for the proposed utility or communication service.**

Finding: No height increase to the existing flagpole is proposed.

7. **Towers associated with above ground utility and communications facilities and all ancillary structures shall comply with the setback of the zone in which the property is located.**

Finding: No new tower is proposed. The equipment complies with the setbacks for the underlying zone.

8. **The above ground utility or communication facility shall be removed from the site should the use for such purposes be discontinued for 120 days or more.**

Finding: T-Mobile will remove the facility if use of the site is discontinued for 120 days or more.

9. **Maintenance or replacement of existing utility or communications facilities, and the installation of new utility poles, light poles or standards, switch cabinets, pad mount transformers or other similar utility or communications facilities of a minor nature and small scale are exempt from this section.**

Finding: This modification includes the addition of three (3) antennas to an existing monopole and is within the 20-foot limit allowed by the EMC.

10. **To the extent provided by law, the City may require utility or communications service provider to allow up to two additional service providers to be located on shared facilities to discourage the proliferation of tower structures, consistent with technological feasibility. The review authority may allow an additional 20 feet in tower height per additional provider to accommodate collocation.**

Finding: N/A

11. **Utility or communication facilities which require towers for which safety lights are required by the FAA shall not be permitted unless the applicant demonstrates that such a facility in the proposed location and at such a height is necessary to adequately serve the needs of the public for the proposed utility or communications service.**

Finding: This is a modification of an existing WCF and there is no lighting which is required by the FAA.

12. **The Planning Director may require review by an expert third party.**

Finding: This project will not require an independent technical analysis of the subject application.

DECISION:

The Planning Director in accordance with Section 41.150C of the Everett Municipal Code has approved a modification of the wireless communications facility at 5828 Glenwood Avenue in Everett, Washington subject to the following condition:

- 1) The applicant must obtain Building and/or Electrical Permits from the Everett Building Department.

Right to Appeal:

The applicant or owner of property located adjacent to the subject property or any property owner who deems himself aggrieved and will thereby suffer a direct impact from the proposal may appeal the Planning Director's determination as to whether or not the proposal should be approved. Any such appeal must be filed within fourteen (14) days of the date specified below. Appeal forms are available from the Planning Office at 3200 Cedar Street, 2nd Floor, Everett, and must be submitted along with the required filing fee. For more information concerning this determination, contact **Faheem Siddiq** at the Planning Department 425-257-7142.

Signed:


Allan Giffen, Director

Date: December 10, 2012

July 13, 1960

Robert Good
114 Pontious Ave.,
Seattle, Washington

Dear Sir:

This is to inform you that your application to construct asphaltic concrete driveways as shown on sketch has been approved. A copy of the sketch showing the approved work is enclosed. All work must conform to this sketch.

A copy of our rules and regulations governing work on City streets is enclosed.

Please notify us when you start this work, as we must inspect the work before asphaltic concrete is placed.

This permit is valid for a period of 60 days, if the work has not been done at the end of that time, it will be necessary for you to obtain a new permit.

Sincerely,

Rodney V. Colvin
Rodney V. Colvin
City Engineer

RVC/a
Enc.



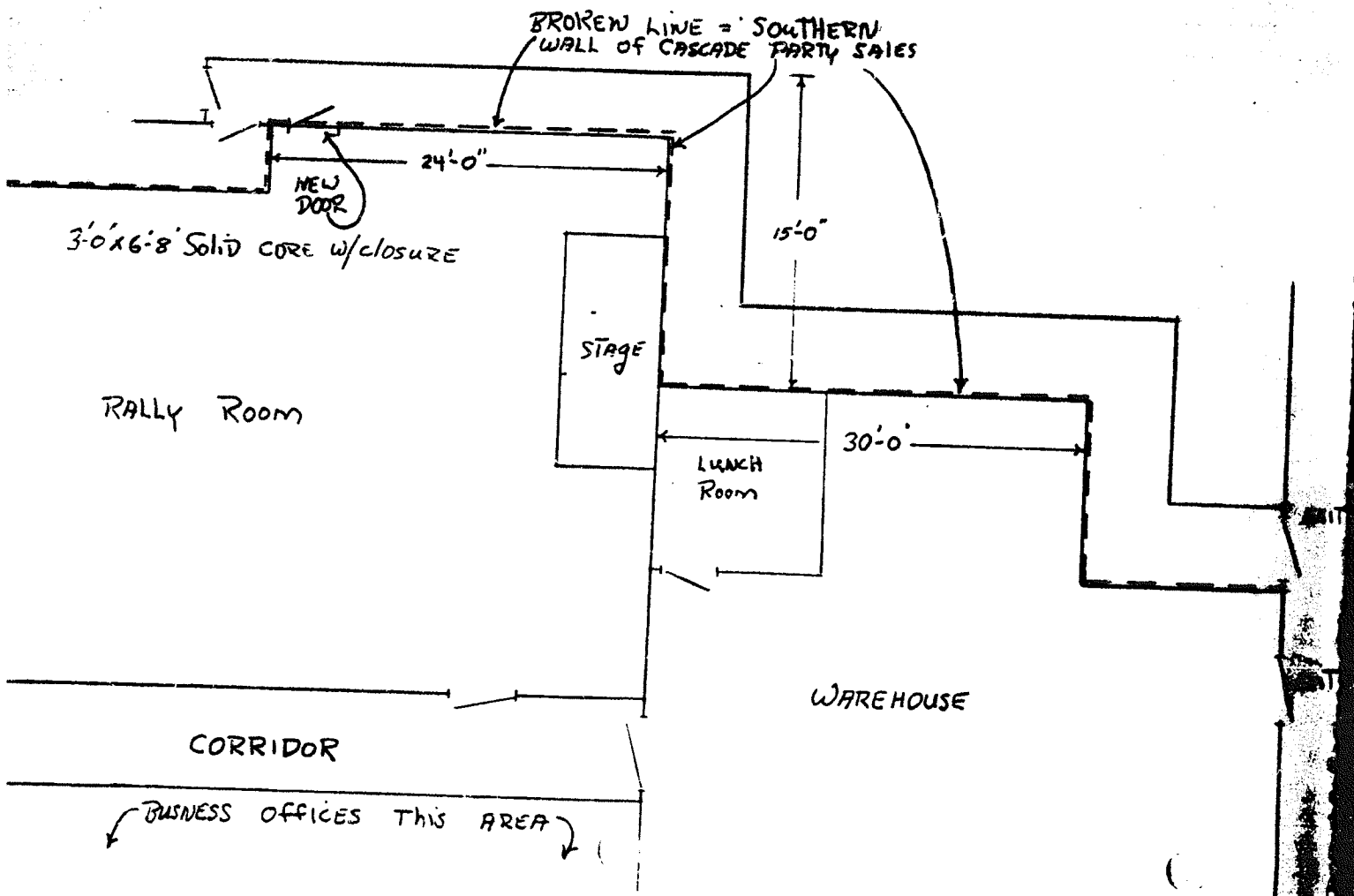
Mr. Rodney V. Colvin
 City Engineer
 Everett, Washington

Dear Sirs:

Permission is requested on sketch. Work to be done by Everett from any and all of the improvements heretofore notice from the City and

11/10/51

CASCADE PARTY SALES, INC.
220 OLYMPIC BLVD.
EVERETT, WA - 258-2431





PUBLIC WORKS

February 1, 1993

Mr. George Haage
608-92nd Street S.E.
Everett, Washington 98208

**PROJECT: PROPOSED TENANT IMPROVEMENT OF A PORTION OF VIEW RIDGE
PLAZA FOR THE MASONIC LODGE**

SUBJECT: INSTALLATION OF AN AUTOMATIC FIRE SPRINKLER SYSTEM

Dear Mr. Haage:

This letter will serve to confirm our conversation of January 29, 1993. Please keep a copy on the lodge premises for future reference.

Due to the limited nature of the improvement compared to the size of the building an automatic fire sprinkler system would not be required at this time.


However, the improvement will change the occupancy of a portion of the building. The dining area must have a posted maximum occupant load of 49. Any future expansion or change of use of this building will require the addition of an automatic fire sprinkler system.

A building permit is required for the tenant improvement. For more information, contact the Building Department at 3200 Cedar Street.

FINDINGS OF FACT:

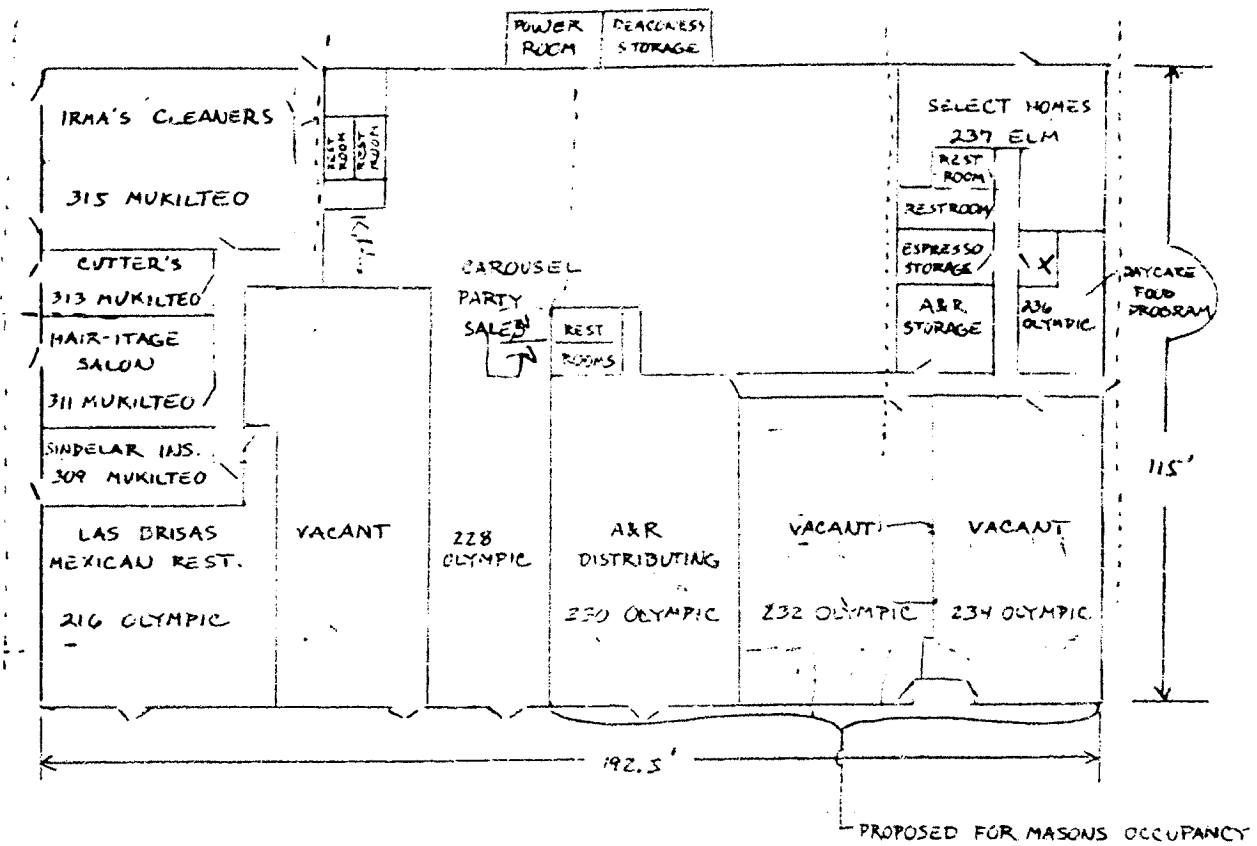
1. Improvement - \pm 3,774 square feet (17%).
2. Existing Space 234 Olympic permitted as A3 Occupancy.
3. Lodge room occupant load = 120
Dining room occupant load = 74
4. Limit dining room occupant load to less than 50 by posting.
5. Ordinance No. 1902-92 requires fire sprinkler system when changing occupancy and when making a building more hazardous.

Sincerely,


Jeff S. McFall
Associate Engineer/Building

ISM:cg/haage

Sam Preston



OLYMPIC BOULEVARD

**EVERETT FIRE DEPARTMENT
CERTIFICATE OF INSPECTION**

ADDRESS 220 OLYMPIC BLVD
OCCUPANCY MASONIC LODGE
CONTRACTOR TROJAN FIRE PROT.
PERMIT # K 42908

- ALARM SYSTEM TEST
- HOOD SYSTEM TEST
- SPRINKLER SYSTEM HYDROSTATIC TRIP
- UNDERGROUND PIPING HYDROSTATIC FLUSH
- TEMPORARY CERTIFICATE OF OCCUPANCY
- FINAL CERTIFICATE OF OCCUPANCY
- OTHER _____

CALL 259-8726 FOR REINSPECTION OR QUESTIONS

CORRECTION LISTED BELOW MUST BE MADE BEFORE CERTIFICATE
OF OCCUPANCY WILL BE SIGNED BY THE FIRE DEPARTMENT

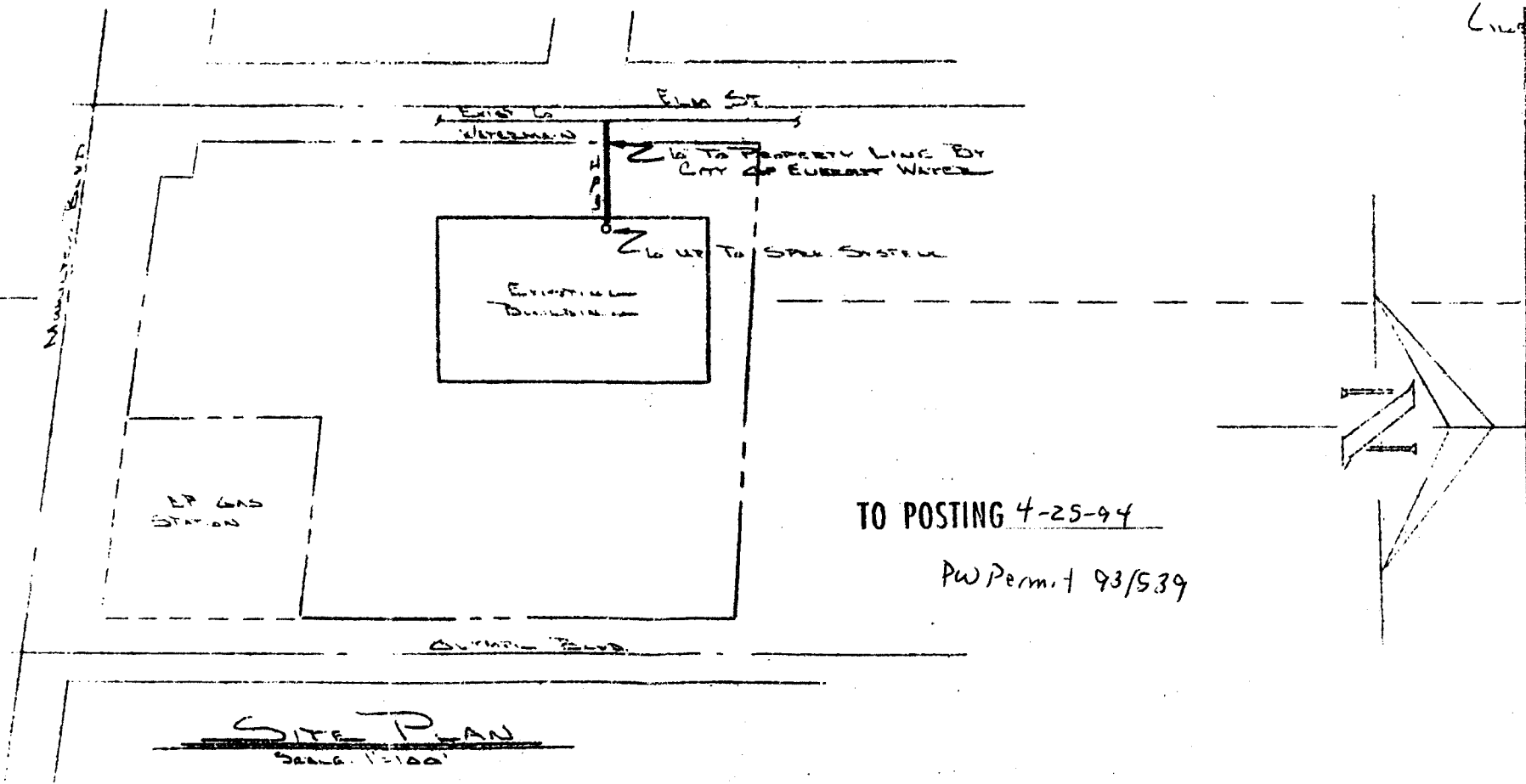
CORRECTIONS 220 # OK

INSPECTOR Walter M. Boty #072

DATE 12-09-93

COPIES TO: BUILDING DEPT. - White Copy • FIRE DEPT. - Canary Copy • SITE - Pink Copy





TO POSTING 4-25-94

PW Permit 93/539

SITE PLAN
SCALE: 1"=100'



INSPECTION REPORT

Address 220 Olympic Blvd

Contractor Sno. Co. Bldrs

Owner Masonic Lodge

Date 9-14-95

AM

- APPROVAL
- VIOLATION
- PARTIAL APPROVAL
- CORRECTION REQUESTED

Corrections listed below **MUST BE MADE** before work can be approved.
 Please contact inspector and arrange for appointment.
 Was not able to perform inspection.
 CALL 259-8810 FOR REINSPECTION - 24 hour notice required
 A CERTIFICATE OF OCCUPANCY SHALL BE ISSUED AND POSTED ON THE PREMISES **PRIOR TO OCCUPANCY.**

STAIRWELL UP TO STORAGE AREA

Inspector: [Signature] Date: 9/14/95

TYPE OF INSPECTION REQUESTED

<input type="checkbox"/> Temp. Elect.	<input type="checkbox"/> Framing	<input type="checkbox"/> Gas Piping
<input type="checkbox"/> Footing	<input type="checkbox"/> Drywall, Nailing	<input type="checkbox"/> Consultation
<input type="checkbox"/> Foundation	<input type="checkbox"/> Shear Nailing	<input type="checkbox"/> Groundwork
<input type="checkbox"/> Plasterwork	<input type="checkbox"/> Grid	<input type="checkbox"/> Struct. Slab
<input type="checkbox"/> Wood Stove	<input type="checkbox"/> Rough-in	<input checked="" type="checkbox"/> Final
<input type="checkbox"/> Masonry	<input type="checkbox"/> Service	<input type="checkbox"/> Insulation
	<input type="checkbox"/> Other	

BLDG: Pmt. No. 42700 MECH: Pmt. No. _____

ELEC: Pmt. No. _____ PLBG: Pmt. No. _____



**SNOHOMISH
HEALTH
DISTRICT**

ENVIRONMENTAL HEALTH DIVISION
3020 Rucker Avenue, Suite 104
Everett, WA 98201-3900
425.339.5250 Fax: 425.339.5254

PUBLIC HEALTH
ALWAYS WORKING FOR A SAFER AND
HEALTHIER COMMUNITY

REQUEST FOR PUBLIC RECORDS

Name of site/establishment: _____

Address: 220 Olympic Boulevard Everett, WA

Property tax account number: 00606200004102

Description of records requested for review: Records of environmental concern such as septic systems, spills, hazardous materials, underground storage tanks, etc. Please send records via e-mail to mdnoll@terracon.com

Requested by: Mike Noll for Terracon Consultants


Your Name: Mike Noll Phone Number: (425) 771-3304

Address: 21905 64th Avenue W., Suite 200, Mountlake Terrace, WA 98043

Firm Name and Address: Terracon Consultants, 21905 64th Ave W., Suite 100, Mountlake Terrace, WA 98043

Firm Phone Number: (425) 771-3304

I certify that the information obtained through this request for public records will not be used for commercial purposes per RCW 42.56.070(9).



Signature of person requesting records

9/4/2015

Date

1650

Time

- Snohomish Health District will notify you for file review within 5 business days of your request, per RCW 42.56.520. (Files will be held for review no longer than ten (10) working days after you are notified.)
- During file review, any pages you wish to have copied must be tagged with a paper clip or "Post-It" note. **DO NOT UNSECURE ANY PAGES FROM HEALTH DISTRICT FILES.**
- Copy charges @ \$.15 per page (plus postage & shipping charges if mailed) must be prepaid. Oversize/special copies (ie.blueprints) will be extra.
- Copies will be mailed or you may pick them up when notified.

FOR HEALTH DISTRICT USE

Total Copies: # _____ @ \$.15 = _____

Total Oversize/Special: _____

Total Postage: _____

Total Shipping Supplies: _____

Total Charge: _____

Noll, Michael D

From: Karen Kinder-Cara <kkindercara@snohd.org>
Sent: Thursday, September 10, 2015 3:08 PM
To: Noll, Michael D
Subject: request for public records - Filed - 10/16/2015 8:38:46 AM
Attachments: ERTS 651354 ViewRidgePlaza Phase II.docx; II_Field_Report_651354.docx

Please see attached.

Karen Kinder Cara / Program Assistant I / Environmental Health Division
3020 Rucker Ave, Ste 104 / Everett, WA 98201 / 425.339.3544



INITIAL INVESTIGATION FIELD REPORT

ERTS Number_651354
Parcel #(s): 00606200004102

COUNTY: _Snohomish

SITE INFORMATION

Site Name (e.g., Co. name over door): View Ridge Plaza	Site Address (including City and Zip+4): 220 Olympic Blvd Everett, WA 98210	Site Phone: (425) 339-9318
Site Contact and Title: Dick Hooper	Site Contact Address (including City and Zip+4): 451 SW 19TH ST, STE 107 Renton, WA 98057	Site Contact Phone: (425) 255-1348
Site Owner: Everett Masonic Corporation	Site Owner Address (including City and Zip+4): 220 Olympic Blvd	Site Owner Phone: (425) 339-9318
Site Owner Contact:	Site Owner Contact Address (including City and Zip+4):	Owner Contact
Alternate Site Name(s): Masonic Center	Comments:	
Previous Site Owner(s): See Historic Site Occupants Table	Comments:	

Latitude (Decimal Degrees): 47.957647

Longitude (Decimal Degrees): -122.232356

INSPECTION INFORMATION

Inspection Conducted? Yes <input checked="" type="checkbox"/> No <input type="checkbox"/>	Date/Time: 5/1/2014 2 PM	Entry Notice: Announced <input type="checkbox"/> Unannounced <input checked="" type="checkbox"/>
Photographs taken?	Yes <input type="checkbox"/> No <input checked="" type="checkbox"/>	
Samples collected?	Yes <input type="checkbox"/> No <input checked="" type="checkbox"/>	If Yes, be sure to include a figure/sketch showing sample locations.

RECOMMENDATION

No Further Action (Check appropriate box below):	LIST on Confirmed and Suspected Contaminated Sites List: <input checked="" type="checkbox"/>
Release or threatened release does not pose a threat <input type="checkbox"/>	
No release or threatened release <input type="checkbox"/>	
Refer to program/agency (Name: Washington State Dept. of <input type="checkbox"/>	
Independent Cleanup Action Completed (i.e., contamination removed) <input type="checkbox"/>	

COMPLAINT (Brief Summary of ERTS Complaint):

As part of a Phase II Environmental Site Assessment, a subsurface geotechnical exploration survey was done that included 5 borings on the property. Two groundwater grab samples and 6 soil samples were collected with the borings. In addition, groundwater samples were collected from neighboring monitoring wells. After the investigation it was reported that tetrachloroethylene and vinyl chloride were found above MTCA method A cleanup levels.

CURRENT SITE STATUS (Brief Summary of why Site is recommended for Listing or NFA):

The geotechnical exploration survey revealed that there was enough chemical detections from the samples to suspect there could be addition contamination at this site. Additional investigation was recommended by the geotechnical consultant.

Investigator: Mike Young, EHS; Snohomish Health District

Date Submitted: 10/28/2014

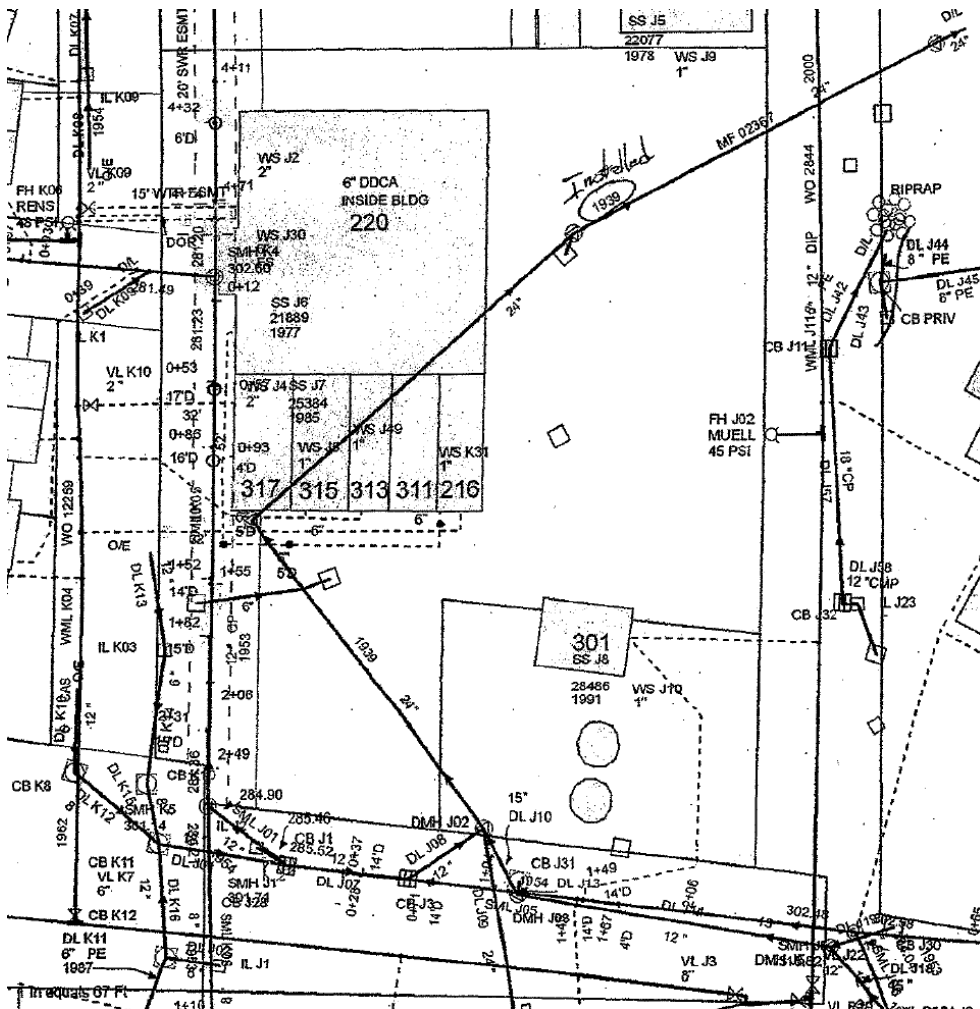
OBSERVATIONS

This commercial property has a history that goes back to 1961, where as many as 6 different businesses have occupied the View ridge Plaza shopping center since it was developed. Currently there are three buildings on this property, a small coffee stand, a fruit stand and a large single story 25,000 square foot commercial building. The large building contains an insurance company, barber shop, charity kitchen, the Everett Masonic Corporation and a dry cleaning business. The south east corner of the building is where the dry cleaner business is now, and records show this location has been dry cleaner business under three different names since 1970.

This property is located on a busy commercial corner bordered by residential property. The closest residential home is located on Elm Street and is only 90 feet from the main building. The site is about 3000 feet from the Puget Sound.

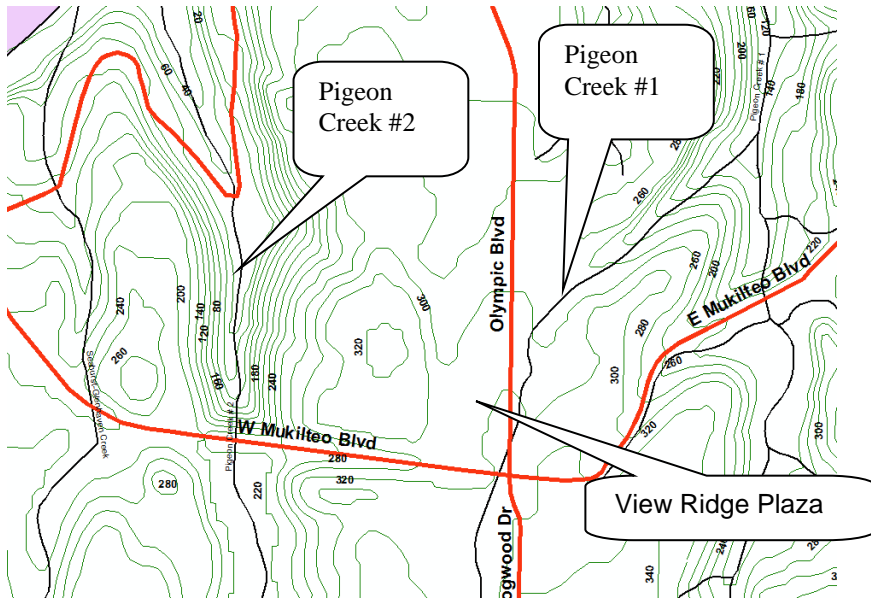
- The property east of the site is a church, which is up hill from the site.
- The property southeast of the site, diagonally across the parking area is a 76 brand service station. This site is also uphill from the property.
- North of this site, is a large 4 story residential apartment complex.
- South of main building is commercial office building, including coffee stand and fruit stand.
- West of the site are residential homes.

During the site visit, there was no obvious indication of contamination at the site. It was noted that the site is located on paved property that generally slopes west and north, with a slope of approximately 2 to 10%. The map below show surface water drains installed in 1939 connecting to the city of Everett storm drain system. The surface water drains on this site connect to a 24" pipe that flows north east toward Pigeon Creek #1.



Groundwater was encountered sporadically in the soil borings, which may be the result from irregular glacial till occurrence in this area. Soils in this area are reported to be fine to medium sand with gravel, sandy silt, gravelly coarse sand, gravelly sand. Groundwater was found at 4' below the surface in SB-1 through SB-3 and >17' below the surface in SB-4. The soil southwest of the site is mapped in the Qva formation, which is described as "...well stratified unconsolidated sand with pebbles and some cobbles." ¹⁹ The Qva formation is over 200 feet thick with the aquifer at the bottom of the formation, just above the Qtb (Transitional Bed formation) found at elevation 100 feet. Any surface water in the ditch that soaks into the soils would likely migrate down through the Qva formation to groundwater perched on the Qtb formation, which consists of clay, silt and very fine sand.

The map below constructed from Snohomish County GIS 2007 data shows 20 contour lines in green, location of streams (black lines), ponds, wetlands and major roads (red lines):



Description (please be sure to include the following: site observations, site features and cover, chronology of events, sources/past practices likely responsible for contamination, presence of water supply wells and other potential exposure pathways, etc.):

10/24/2013, samples collected as part of Environmental Site Assessment ("ESA") Phase II Soil and Groundwater investigation.


2/28/2014, Report finished. Phase II Soil and Groundwater sampling investigation completed by Stratum Group for the property owned by Everett Masonic Corporation.

9/9/2014, ERTS report emailed to Snohomish Health District (SHD).

9/19/2014 Site visit by SHD.

This investigation included a review of the Stratum Group report dated 2/28/2014, which included the following notes:

The Phase II investigation was in part conducted to evaluate the property for potential contamination associated with the site's current and historic use as a dry cleaner. The figure below show the locations of 5 Soil borings made near the dry cleaning business in the SE corner of the building. Soil borings were made to a depth of 10 feet below the surface. Soil sample were collected at 2 foot intervals up to 6 feet below the surface.



The table below show the VOC results reported. Note one of the six soil samples collected had a test result for tetrachloroethylene (a solvent used in dry cleaning) above the Model Toxics Control Act (MTCA) Method A cleanup level.

Soil Sample Results
View Ridge Plaza – Dry Cleaner Area

Sample Number	Sample Location and Depth	Volatile Organic Compounds Detected* (mg/kg)		
		Cis-1,2-Dichloroethene	Tetrachloroethylene	Trichloroethene
B1-4	Boring 1 (4-feet)	ND(<0.010)	ND(<0.010)	ND(<0.010)
B2-9	Boring 2 (9-feet)	0.014	0.630	0.014
B2-20	Boring 2 (20-feet)	ND(<0.010)	0.022	ND(<0.010)
B3-5	Boring 3 (5-feet)	ND(<0.010)	ND(<0.010)	ND(<0.010)
B3-15	Boring 3 (15-feet)	ND(<0.010)	ND(<0.010)	ND(<0.010)
B4-7	Boring 4 (7-feet)	ND(<0.010)	ND(<0.010)	ND(<0.010)
MTCA Method A Cleanup Standards		Not available	0.05	0.03
MTCA Method B Cleanup Standards		Not available	480	12

*a suite of ~44 compounds were analyzed, but only contaminants listed above were detected; ND= contaminant not detected at level indicated; shaded box indicates sample result exceeds the state cleanup standard for unrestricted land use

Three water samples collected from the soil borings were sampled and all three had detections of vinyl chloride (a break down product of dry cleaning solvent) at concentrations that exceed the state cleanup standard for groundwater.

Water Sample Results
View Ridge Plaza – Dry Cleaner Area

Sample Number	Volatile Organic Compounds Detected* (µg/L)
	Vinyl Chloride
B1-W	0.67
B4-W	0.98
B5-W	0.28
MTCA Method A Cleanup Standards	
	0.2

*a suite of ~44 compounds were analyzed, but only contaminants listed above were detected; shaded box indicates sample result exceeds the state cleanup standard for unrestricted land use

The survey also include one sample of 3 up-gradient groundwater monitoring wells that are located between this property and the adjacent 76 brand gasoline station. There were no petroleum hydrocarbon contamination detected in the samples.

(fill in contaminant matrix below with appropriate status choice from the key below the table)

CONTAMINANT GROUP	CONTAMINANT	SOIL	GROUNDWATER	SURFACE WATER	AIR	BEDROCK	DESCRIPTION
Non-Halogenated Organics	Phenolic Compounds						Compounds containing phenols (Examples: phenol; 4-methylphenol; 2-methylphenol)
	Non-Halogenated Solvents						Organic solvents, typically volatile or semi-volatile, not containing any halogens. To determine if a product has halogens, search HSDB (http://toxnet.nlm.nih.gov/cgi-bin/sis/htmlgen?HSDB) and look at the Chemical/Physical Properties, and Molecular Formula. If there is not a Cl, I, Br, F in the formula, it's not halogenated. (Examples: acetone, benzene, toluene, xylenes, methyl ethyl ketone, ethyl acetate, methanol, ethanol, isopropranol, formic acid, acetic acid, stoddard solvent, Naptha). <i>Use this when TEX contaminants are present independently of gasoline.</i>
	Polynuclear Aromatic Hydrocarbons (PAH)						Hydrocarbons composed of two or more benzene rings.
	Tributyltin						The main active ingredients in biocides used to control a broad spectrum of organisms. Found in antifouling marine paint, antifungal action in textiles and industrial water systems. (Examples: Tributyltin; monobutyltin; dibutyltin)
	Methyl tertiary-butyl ether						MTBE is a volatile oxygen-containing organic compound that was formerly used as a gasoline additive to promote complete combustion and help reduce air pollution.
	Benzene						Benzene
	Other Non-Halogenated Organics						Other Non-Halogenated Organics (Example: Phthalates)
	Petroleum Diesel						Petroleum Diesel
	Petroleum Gasoline						Petroleum Gasoline
	Petroleum Other						Crude oil and any fraction thereof. Petroleum products that are not specifically Gasoline or Diesel.
Halogenated Organics (see notes at bottom)	PBDE						Polybrominated di-phenyl ether
	Other Halogenated Organics						Other organic compounds with halogens (chlorine, fluorine, bromine, iodine). search HSDB (http://toxnet.nlm.nih.gov/cgi-bin/sis/htmlgen?HSDB) and look at the Chemical/Physical Properties, and Molecular Formula. If there is a Cl, I, Br, F in the formula, it is halogenated. (Examples: Hexachlorobutadiene; hexachlorobenzene; pentachlorophenol)
	Halogenated solvents	C	C				Solvents containing halogens (Halogen is typically chlorine, but can also be fluorine, bromine, iodine), and their breakdown products (Examples: Trichloroethylene; Tetrachloroethylene (aka Perchloroethylene); TCE; TCA; trans and cis 1,2 dichloroethylene; vinyl chloride)
	Polychlorinated Biphenyls (PCB)						Any of a family of industrial compounds produced by chlorination of biphenyl, noted primarily as an environmental pollutant that accumulates in animal tissue with resultant pathogenic and teratogenic effects
	Dioxin/dibenzofuran compounds (see notes at bottom)						A family of more than 70 compounds of chlorinated dioxins or furans. (Examples: Dioxin; Furan; Dioxin TEQ; PCDD; PCDF; TCDD; TCDF; OCDD; OCDF). <i>Do not use for 'dibenzofuran', which is a non-chlorinated compound that is detected using the semivolatiles organics analysis 8270</i>
Metals	Metals - Other						Metals other than arsenic, lead, or mercury. (Examples: cadmium, antimony, zinc, copper, silver)
	Lead						Lead
	Mercury						Mercury
	Arsenic						Arsenic
Pesticides	Non-halogenated pesticides						Pesticides without halogens (Examples: parathion, malathion, diazinon, phosmet, carbaryl (sevin), fenoxycarb, aldicarb)

CONTAMINANT GROUP	CONTAMINANT	SOIL	GROUNDWATER	SURFACE WATER	AIR	BEDROCK	DESCRIPTION
	Halogenated pesticides						Pesticides with halogens (Examples: DDT; DDE; Chlordane; Heptachlor; alpha-beta and delta BHC; Aldrin; Endosulfan, dieldrin, endrin)
Other Contaminants	Radioactive Wastes						Wastes that emit more than background levels of radiation.
	Conventional Contaminants, Organic						Unspecified organic matter that imposes an oxygen demand during its decomposition (Example: Total Organic Carbon)
	Conventional Contaminants, Inorganic						Non-metallic inorganic substances or indicator parameters that may indicate the existence of contamination if present at unusual levels (Examples: Sulfides, ammonia)
	Asbestos						All forms of Asbestos. Asbestos fibers have been used in products such as building materials, friction products and heat-resistant materials.
	Other Deleterious Substances						Other contaminants or substances that cause subtle or unexpected harm to sediments (Examples: Wood debris; garbage (e.g., dumped in sediments))
	Benthic Failures						Failures of the benthic analysis standards from the Sediment Management Standards.
	Bioassay Failures						For sediments, a failure to meet bioassay criteria from the Sediment Management Standards. For soils, a failure to meet TEE bioassay criteria for plant, animal or soil biota toxicity.
Reactive Wastes	Unexploded Ordnance						Weapons that failed to detonate or discarded shells containing volatile material.
	Other Reactive Wastes						Other Reactive Wastes (Examples: phosphorous, lithium metal, sodium metal)
	Corrosive Wastes						Corrosive wastes are acidic or alkaline (basic) wastes that can readily corrode or dissolve materials they come into contact with. Wastes that are highly corrosive as defined by the Dangerous Waste Regulation (WAC 173-303-090(6)). (Examples: Hydrochloric acid; sulfuric acid; caustic soda)

Status choices for contaminants	
Contaminant Status	Definition
B - Below Cleanup Levels (Confirmed)	The contaminant was tested and found to be below cleanup levels. (Generally, we would not enter each and every contaminant that was tested; for example if an SVOC analysis was done we would not enter each SVOC with a status of "below". We would use this for contaminants that were believed likely to be present but were found to be below standards when tested)
S - Suspected	The contaminant is suspected to be present; based on some knowledge about the history of the site, knowledge of regional contaminants, or based on other contaminants known to be present
C - Confirmed Above Cleanup Levels	The contaminant is confirmed to be present above any cleanup level. For example - above MTCA method A, B, or C; above Sediment Quality Standards; or above a presumed site-specific cleanup level (such as human health criteria for a sediment contaminant).
RA - Remediated - Above	The contaminant was remediated, but remains on site above the cleanup standards (for example - capped area).
RB - Remediated - Below	The contaminant was remediated, and no area of the site contains this contaminant above cleanup standards (for example - complete removal of contaminated soils).

Halogenated chemicals and solvents: Any chemical compound with chloro, bromo, iodo or fluoro is halogenated; those with eight or fewer carbons are generally solvents (e.g. halogenated methane, ethane, propane, butane, pentane, hexane, heptane or octane) and may also be used for or registered as pesticides or fumigants. Most are dangerous wastes, either listed or categorical. Organic compounds with more carbons are almost always halogenated pesticides or a contaminant or derivative. Referral to the HSDB is recommended you are unfamiliar with a chemical name or compound, as it contains useful information about synonyms, uses, trade names, waste codes, and other regulatory information about most toxic or potentially toxic chemicals.

Dibenzodioxins and dibenzofurans are normalized to a combined equivalent toxicity based on 2,3,7,8-tetrachloro-p-dibenzodioxin as set out in Ch. 173-340-708(8)(d) and in the Evaluating the Toxicity and Assessing the Carcinogenic Risk of Environmental Mixtures using Toxicity Equivalency Factors Focus Sheet (<https://fortress.wa.gov/ecy/clarc/FocusSheets/tef.pdf>). Results may be reported as individual compounds and isomers (usually lab results), or as a toxic equivalency value (reports).

FOR ECOLOGY II REVIEWER USE ONLY (For Listing Sites):

How did the Site come to be known: Site Discovery (received a report): _____ (Date Report Received)
 ERTS Complaint
 Other (please explain): _____

Does an Early Notice Letter need to be sent: Yes No

If No, please explain why: _____

NAICS Code (if known): _____

Otherwise, briefly explain how property is/was used (i.e., gas station, dry cleaner, paint shop, vacant land, etc.):

Site Unit(s) to be created (Unit Type): Upland (includes VCP & LUST) Sediment

If multiple Units needed, please explain why: _____

Cleanup Process Type (for the Unit): No Process Independent Action
 Voluntary Cleanup Program Ecology-supervised or conducted
 Federal-supervised or conducted

Site Status: Awaiting Cleanup Construction Complete – Performance Monitoring
 Cleanup Started Cleanup Complete – Active O&M/Monitoring
 No Further Action Required

Site Manager (Default: Donna Musa): _____

Specific confirmed contaminants include:

_____ in Soil
_____ in Groundwater
_____ in Other (specify matrix: _____)

Facility/Site ID No. (if known):

Cleanup Site ID No. (if known):

COUNTY ASSESSOR INFO:

Please attach to this report a copy of the tax parcel/ownership information for each parcel associated with the site, as well as a parcel map illustrating the parcel boundary and location.



[Printable Version](#)

[Home](#) [Other Property Data](#) [Help](#)

[Property Search](#) > [Search Results](#) > [Property Summary](#)

Property Account Summary

Parcel Number	00606200004102	Property Address	220 OLYMPIC BLVD , EVERETT, WA 98204
---------------	----------------	------------------	--------------------------------------

Parties - For changes use 'Other Property Data' menu

Role	Percent/Name	Mailing Address
Taxpayer	100 THE MASON CENTER	234 OLYMPIC BLVD, EVERETT, WA 98203 United States
Owner	100 EVERETT MASONIC CORP	234 OLYMPIC BLVD, EVERETT, WA 98203 United States

General Information

Property Description	VIEW RIDGE ADD DIV 2 BLK 000 D-02 - TR 41, AS PER PLAT REC IN VOL 12 OF PLATS, PG 19, RECORDS OF SNO CO; TGV TH PTN VAC ELM ST ADJ THRTO PER CITY OF EV ORD NO 3502 REC AF# 1137481 LY W OF AND ADJ TOSD PREMISES AND ELY OF THE E LN OF THE NEW ELM ST; EXC FR THE FOREGOING THE FDT: BEG SE COR OF TR 41; TH W ON S LN OF SD LT 155 FT TH N PLW E LN OF SD LT 125 FT TH E PLW S LN SD LT 155 FT TO E LNTHOF TH S 125 FT POB - PLUS AN EQUAL & UNDIV INT IN LOT A
Property Category	Land and Improvements
Status	Active, Host Other Property, Locally Assessed
Tax Code Area	00010

Property Characteristics

Use Code	539 Other Retail Trade NEC
Unit of Measure	Acre(s)
Size (gross)	1.89

Related Properties

0028324 is Located On this property

Active Exemptions

No Exemptions Found



APPENDIX D – NOTKIN ENGINEERING ANALYSIS REPORT



**VIEW RIDGE PLAZA
EXISTING
MECHANICAL
SYSTEMS
CONDITIONS SURVEY**

For

Terracon Consultants, Inc.

Project

View Ridge Plaza
234 Olympic Boulevard
Everett, Washington 98203-1918

Notkin Project No. 215058

September 9, 2015

I hereby certify that this Report was prepared by me or under my direct supervision and that I am a duly registered Professional Engineer under State of Washington laws.

NOTKIN MECHANICAL ENGINEERS
2301 Fifth Avenue, Suite 401
Seattle, Washington 98121
Phone: 206-448-1911



Tom Ferlan P.E.
September 9, 2015

TABLE OF CONTENTS

1.0 INTRODUCTION 1

1.1 Description of Existing Building 1

1.2 Existing Plumbing Systems..... 1

1.3 Fire Protection Sprinkler System..... 2

1.4 Heating, Ventilation, and Air Conditioning (HVAC) Systems..... 2

1.5 Conclusion..... 2

1.0 INTRODUCTION

Notkin visited the project site on Friday, August 14, 2015, and toured a majority of the existing facility with Mr. Michael Noll, Senior Project Manager with Terracon Consulting, Inc., and Mr. Richard Hooper, President of Pivotal Solutions, Inc.

1.1 Description of Existing Building

The subject property consists of one parcel, encompassing approximately 1.89 acres. The building structure is approximately 22,000 square feet of single-story, slab-on-grade, combination concrete and wood frame, with some mezzanine space in the former dry cleaner, Head Start, and Masons' tenant spaces. The building is partially occupied. It was reported that some tenants have moved out due to elevated levels of volatile organic compounds (VOCs). It is suspected that the elevated levels of VOCs are a result of soil contamination from dry cleaner fluids being leaked or spilled in the former dry cleaner tenant space. The approximately northern two-thirds of the building is occupied by the Masons, with the remainder occupied by Head Start and various retail tenants. The former dry cleaner and adjacent barber shop tenant spaces are currently vacant. The interior of the former dry cleaner tenant space is partially demolished. The subject property was first developed in 1959.

1.2 Existing Plumbing Systems

Each tenant space has its own individual toilet facilities. The Masons and the Head Start areas have large central food preparation kitchens to support their individual needs. Each tenant has a metered gas service with existing gas-fired or electric hot water heaters. The majority of these hot water heaters are of the "residential" type and appear to be near the end of their useful life. The hot and cold water distribution piping is a combination of copper and galvanized steel and appears to be of the original building construction age. Tenant plumbing modifications have occurred within the individual spaces, resulting in pipe distributions that do not meet current codes, i.e., uninsulated hot water pipe, lack of individual meters, no backflow prevention devices installed. In several areas, the quality of the existing piping is questionable, and in some areas evidence of previous leaks are apparent. Given that some of the pipe appears to be the original galvanized pipe, the interior pipe conditions are also suspect. The majority of the waste and vent piping is hidden behind walls and below the building's concrete floor slab and its condition could not be observed. Storm water is handled by roof drainage that consists of a combination of horizontal and vertical rain leaders piped to the exterior of the building. It was observed that the storm water is piped to an underground system that is routed around and through the building below grade. The condition of the underground storm and sanitary system serving the building could not be assessed.

1.3 Fire Protection Sprinkler System

Approximately two-thirds (Masons' area) of the total building area is provided with a fire protection sprinkler system. The arrangement is a combination of wet and dry systems, the wet system serving interior heated areas and the dry system serving the exterior awning area on the east side of the building. The remainder of the building (beyond the Masons' area) is not provided with a fire sprinkler system. Although the Masons' area does have a fire sprinkler system in a "majority of the rooms," several rooms were observed as not having sprinklers that would be required by current codes. In addition, the sprinkler head spacing did not appear to meet the minimum requirements of the National Fire Protection Association (NFPA), which is the covering authority for this type of facility. Given that only a portion of the entire building was fire sprinklered, building codes would require a minimum two-hour fire separation between the sprinklered and non-sprinklered areas. No such fire separation was observed.

1.4 Heating, Ventilation, and Air Conditioning (HVAC) Systems

Although some of the current and past tenants have incorporated some types of HVAC into their spaces, the vast majority of the areas have no or little mechanical ventilation. In several areas, it was observed that ventilation to meet minimal air change rates could only be accomplished by opening exterior doors or windows. Tenants have created (enclosed) interior areas without regard to providing minimal ventilation air to the occupied areas. Where mechanical ventilation has been provided, the majority of these areas are served from "packaged" mechanical units located on the roof. Access to the roof could not be provided and the condition of these units was not observed. From observations within the occupied areas, there appeared to be no mechanical systems being operated. Temperature controls were not functioning and attempts to operate the HVAC systems were not successful. Several interior areas were "stuffy" and smelled "stale."

1.5 Conclusion

If the existing building is retained, and the intent is to provide Class "A" rentable space to future tenants, the entire building's existing mechanical systems (plumbing, fire protection, and HVAC) should be removed and replaced with new systems, meeting current building codes and standards. It is our opinion that the existing systems have far exceeded their useful lives, and it would not be economically reasonable to expect that their rehabilitation would result in a satisfactory payback. Total system replacement is recommended.

APPENDIX E – SOIL BORING LOGS

General Notes

Unified Soil Classification System

Boring Logs for DP-1 through DP-3 and SB-1 through SB-8

WELL LOG NO. SB-1

PROJECT: View Ridge Plaza

CLIENT: Pivotal Solutions, Inc
Renton, Washington

SITE: 234 Olympic Blvd.
Everett, Washington

THIS BORING LOG IS NOT VALID IF SEPARATED FROM ORIGINAL REPORT. ENVIRONMENTAL SMART LOG 81157132 BORING LOGS DP1, DP2, DP3.GPJ TERRACON2012.GDT 10/7/15

GRAPHIC LOG	LOCATION See Exhibit 3	INSTALLATION DETAILS	DEPTH (ft)	WATER LEVEL OBSERVATIONS	SAMPLE TYPE	SAMPLE NUMBER	PID (ppm)
	DEPTH	Well Completion:					
	MATERIAL DESCRIPTION						
0.5	5" CONCRETE						
	SILTY SAND (SP-SM) , with gravel, brown, loose, moist					SB-1 S-1 @1.5-2'	10
3.5							
	SANDY SILT (ML) , bluish-gray, medium stiff to stiff, moist					SB-1 S-2 @3.5-4.5'	225.3
4.5							
	SILTY SAND (SP-SM) , dark brown, medium dense, moist					SB-1 S-3 @5.5-6'	139.2
6.0							
	SILTY SAND (SP-SM) , with gravel, dark brown, medium dense, moist					SB-1 S-4 @7.5-8'	50
8.0							
	trace organics						
8.0							
	SILT (ML) , tan-brown, stiff, wet					SB-1 S-5 @9.5-10'	40
9.0							
	SILTY SAND (SP-SM) , dark gray, medium dense, wet- saturated					SB-1 S-6 @12-12.5'	54.4
9.5							
	CLAYEY SILT (ML) , gray, stiff to very stiff, moist-wet					SB-1 S-7 @15-15.5'	24
11.0							
	CLAY (CL) , tan, hard, moist						
15.5							
	SILTY SAND (SP-SM) , with gravel, dark brown, dense, moist						
16.0							
	Direct Push Refusal at 16 Feet						

3/4" Slotted PVC pipe packed in sand

The stratification lines represent the approximate transition between differing soil types and/or rock types; in-situ these transitions may be gradual or may occur at different depths than shown.

Advancement Method: Direct Push	See Appendices for description of field procedures.	Notes: - Temporary well removed after groundwater sample collection.
Abandonment Method: Borings backfilled with bentonite chips upon completion		
WATER LEVEL OBSERVATIONS		
▽ While Drilling		Well Started: 9/16/2015
▽ After temporary well installation		Well Completed: 9/16/2015
		Drill Rig: Bobcat LAR
		Driller: ESN
	21905 64th Ave. W, Suite 100 Mountlake Terrace, Washington	Project No.: 81157132
		Exhibit: DP-1

WELL LOG NO. SB-2

PROJECT: View Ridge Plaza

CLIENT: Pivotal Solutions, Inc
Renton, Washington

SITE: 234 Olympic Blvd.
Everett, Washington

THIS BORING LOG IS NOT VALID IF SEPARATED FROM ORIGINAL REPORT. ENVIRONMENTAL SMART LOG 81157132 BORING LOGS DP1, DP2, DP3.GPJ TERRACON2012.GDT 10/7/15

GRAPHIC LOG	LOCATION See Exhibit 3	INSTALLATION DETAILS	DEPTH (ft)	WATER LEVEL OBSERVATIONS	SAMPLE TYPE	SAMPLE NUMBER	PID (ppm)
	DEPTH	Well Completion:					
	MATERIAL DESCRIPTION						
0.5	5" CONCRETE						
3.0	SILTY SAND (SP-SM) , with gravel, dark brown, loose, moist					SB-2 S-1 @ 1-1.5'	10
5.0	SILT (ML) , with sand, bluish-gray to dark gray, medium stiff, moist					SB-2 S-2 @ 3-3.5'	19.6
7.0	SILTY SAND (SP-SM) , gray, medium dense, moist					SB-2 S-3 @ 5-5.5'	8.5
7.0	1" organics, black, moist						
7.0	CLAYEY SILT (ML) , dark gray to grayish-tan, stiff to very stiff, moist						
15.0	SANDY SILT (ML) , tan, medium stiff, saturated	3/4" Slotted PVC pipe packed in sand		▽		SB-2 S-4 @ 10-10.5'	13.8
17.0	CLAY (CL) , dark gray, very stiff to hard, wet moist			▽		SB-2 S-5 @ 13-13.5'	50.5
17.0						SB-2 S-6 @ 15-15.5'	12
17.0						SB-2 S-7 @ 16.5-17'	18.1
23.5						SB-2 S-8 @ 19-19.5'	19.1
23.5	Direct Push Refusal at 24 Feet					SB-2 S-9 @ 23.5-24'	16.5

The stratification lines represent the approximate transition between differing soil types and/or rock types; in-situ these transitions may be gradual or may occur at different depths than shown.

Advancement Method: Direct Push	See Appendices for description of field procedures.	Notes: -ppm = parts per million -top of casing elevation 329.19' -groundwater elevation 322.51' -well ID No. BIK 942	
Abandonment Method: Borings backfilled with bentonite chips upon completion			
WATER LEVEL OBSERVATIONS			
▽	While Drilling	Well Started: 9/16/2015	Well Completed: 9/16/2015
▽	After temporary well installation	Drill Rig: Bobcat LAR	Driller: ESN
	21905 64th Ave. W, Suite 100 Mountlake Terrace, Washington	Project No.: 81157132	Exhibit: DP-2

WELL LOG NO. SB-3

PROJECT: View Ridge Plaza

CLIENT: Pivotal Solutions, Inc
Renton, Washington

SITE: 234 Olympic Blvd.
Everett, Washington

THIS BORING LOG IS NOT VALID IF SEPARATED FROM ORIGINAL REPORT. ENVIRONMENTAL SMART LOG 81157132 BORING LOGS DP1, DP2, DP3, GPJ TERRACON2012.GDT 10/7/15

GRAPHIC LOG	LOCATION See Exhibit 3	INSTALLATION DETAILS	DEPTH (ft)	WATER LEVEL OBSERVATIONS	SAMPLE TYPE	SAMPLE NUMBER	PID (ppm)
	DEPTH	Well Completion:					
	MATERIAL DESCRIPTION						
0.5	5" CONCRETE						
2.5	SILTY SAND (SP-SM) , with gravel, brown, loose, moist					SB-2 S-1 @ 2-2.5'	10 1174
4.5	SILTY SAND (SM) , dark gray, loose to medium dense, moist, strong solvent odor					SB-2 S-2 @ 2.5-3'	
5.3	SILTY SAND (SM) , orange-tan, loose to medium dense, moist, strong solvent odor		5			SB-2 S-3 @ 4.5-5.5'	374
7.5	SILTY SAND (SM) , brown, loose medium dense, moist, solvent odor						
10.0	CLAY (CL) , with silt, trace sand, blue gray, stiff, moist, solvent odor						
13.5	SILTY SAND (SM) , bluish-gray, medium dense to dense, wet		10	▽		SB-2 S-4 @ 10-10.5'	674
15.0	CLAY (CL) , with silt trace sand, bluish-gray, very stiff to hard, moist					SB-2 S-5 @ 12.5-13'	11.9
17.5	SAND (SP-SM) , with silt, dark gray, medium dense to dense, wet- saturated, odor	-3/4" Slotted PVC pipe packed in sand				SB-2 S-6 @ 14.5-15'	46.5
20.0	CLAY (CL) , gray, moist		15	▽		SB-2 S-7 @ 15.5-16'	22.5
23.0	Direct Push Refusal at 23 Feet		20			SB-2 S-8 @ 19.5-20'	6.2
						SB-2 S-9 @ 22.5-23'	22.5

The stratification lines represent the approximate transition between differing soil types and/or rock types; in-situ these transitions may be gradual or may occur at different depths than shown.

Advancement Method: Direct Push	See Appendices for description of field procedures.	Notes: - well construction details for temporary well removed after groundwater sample collection
Abandonment Method: Borings backfilled with bentonite chips upon completion		
WATER LEVEL OBSERVATIONS		
▽ While Drilling		Well Started: 9/16/2015
▽ After temporary well installation		Well Completed: 9/16/2015
		Drill Rig: Bobcat LAR
		Driller: ESN
	21905 64th Ave. W, Suite 100 Mountlake Terrace, Washington	Project No.: 81157132
		Exhibit: DP-3

BORING LOG NO. SB-4

PROJECT: View Ridge Plaza

CLIENT: Pivotal Solutions, Inc
Renton, Washington

SITE: 234 Olympic Blvd.
Everett, Washington

THIS BORING LOG IS NOT VALID IF SEPARATED FROM ORIGINAL REPORT. GEO SMART LOG-NO WELL_81157132 BORING LOGS DP1, DP2, DP3.GPJ TERRACON2015.GDT 10/7/15

GRAPHIC LOG	LOCATION See Exhibit 3	DEPTH (Ft.)	WATER LEVEL OBSERVATIONS	SAMPLE TYPE	SAMPLE NUMBER	PID (ppm)
	DEPTH					
0.5	5" CONCRETE					
2.5	SILTY SAND (SP-SM) , with gravel, brown, loose, moist			■	SB-4 S-1 @ 1-1.5'	15.1
5.5	SANDY SILT (ML) , gray, soft to medium stiff, moist					
7.5	SILTY SAND (SP-SM) , with gravel, brown, medium dense, moist			■	SB-4 S-2 @ 4.5-5'	257
10.0	SILT (ML) , with sand, orange-tan, medium stiff, wet					
	Boring Terminated at 10 Feet			■	SB-4 S-3 @ 9.5-10'	8.0

Stratification lines are approximate. In-situ, the transition may be gradual.

Advancement Method: Direct Push	See Exhibit A-3 for description of field procedures.	Notes: - well construction details for temporary well removed after groundwater sample collection	
Abandonment Method: Borings backfilled with bentonite chips upon completion			
WATER LEVEL OBSERVATIONS		Boring Started: 9/16/2015	Boring Completed: 9/16/2015
<i>Not Encountered</i>		Drill Rig: Bobcat LAR	Driller: ESN
	21905 64th Ave. W, Suite 100 Mountlake Terrace, Washington	Project No.: 81157132	Exhibit: DP-1

BORING LOG NO. SB-5

PROJECT: View Ridge Plaza

CLIENT: Pivotal Solutions, Inc
Renton, Washington

SITE: 234 Olympic Blvd.
Everett, Washington

THIS BORING LOG IS NOT VALID IF SEPARATED FROM ORIGINAL REPORT. GEO SMART LOG-NO WELL_81157132 BORING LOGS DP1, DP2, DP3.GPJ TERRACON2015.GDT 10/7/15

GRAPHIC LOG	LOCATION See Exhibit 3	DEPTH (Ft.)	WATER LEVEL OBSERVATIONS	SAMPLE TYPE	SAMPLE NUMBER SAMPLE NUMBER	PID (ppm)
	DEPTH					
0.5	5" CONCRETE					
	SILTY SAND (SP-SM) , with gravel, brown, loose, moist			█	SB-5 S-1 @ 1-2'	13.2
4.0						
	SANDY SILT (ML) , with organics, dark brown, soft to medium stiff, moist			█	SB-5 S-2 @ 4.5-5'	4.8
5.0		5				
	Boring Terminated at 5 Feet					

Stratification lines are approximate. In-situ, the transition may be gradual.

Advancement Method: Direct Push	See Exhibit A-3 for description of field procedures.	Notes:	
Abandonment Method: Borings backfilled with bentonite chips upon completion			
WATER LEVEL OBSERVATIONS		Boring Started: 9/16/2015	Boring Completed: 9/16/2015
<i>Not Encountered</i>		Drill Rig: Bobcat LAR	Driller: ESN
	21905 64th Ave. W, Suite 100 Mountlake Terrace, Washington	Project No.: 81157132	Exhibit: DP-2

BORING LOG NO. SB-6

PROJECT: View Ridge Plaza

CLIENT: Pivotal Solutions, Inc
Renton, Washington

SITE: 234 Olympic Blvd.
Everett, Washington

GRAPHIC LOG	LOCATION See Exhibit 3	DEPTH (Ft.)	WATER LEVEL OBSERVATIONS	SAMPLE TYPE	SAMPLE NUMBER SAMPLE NUMBER	PID (ppm)
	DEPTH					
0.3	CONCRETE , approximately 4" concrete slab					
	WELL GRADED SAND (SW) , trace silt, brown, moist, faint odor				SB-6 S-1 @ 1-2'	20.1
2.0	SILT (ML) , gray, moist, faint odor					
	2"-4" zone of intermingled dark brown organic soil with small wood debris					20.4
4.8	WELL GRADED SAND (SW) , trace silt, brown, likely sluff, moist, faint odor				SB-6 S-2 @ 4-5'	50.1
5.0	Direct Push Refusal at 5 Feet	5				

Stratification lines are approximate. In-situ, the transition may be gradual.

Advancement Method: Direct Push	See Exhibit A-3 for description of field procedures.	Notes:	
Abandonment Method: Borings backfilled with bentonite chips upon completion			
WATER LEVEL OBSERVATIONS		Boring Started: 9/17/2015	Boring Completed: 9/17/2015
<i>Not Encountered</i>		Drill Rig: Rotohammer DP	Driller: ESN
	21905 64th Ave. W, Suite 100 Mountlake Terrace, Washington	Project No.: 81157132	Exhibit: DP-3

THIS BORING LOG IS NOT VALID IF SEPARATED FROM ORIGINAL REPORT. GEO SMART LOG-NO WELL_81157132 BORING LOGS DP1, DP2, DP3.GPJ TERRACON2015.GDT 10/7/15

BORING LOG NO. SB-7

PROJECT: View Ridge Plaza

CLIENT: Pivotal Solutions, Inc
Renton, Washington

SITE: 234 Olympic Blvd.
Everett, Washington

GRAPHIC LOG	LOCATION See Exhibit 3	DEPTH (Ft.)	WATER LEVEL OBSERVATIONS	SAMPLE TYPE	SAMPLE NUMBER SAMPLE NUMBER	PID (ppm)
	DEPTH					
0.3	CONCRETE , approximately 4" concrete slab					
	WELL GRADED SAND (SW) , trace silt, brown, moist, faint odor				SB-7 S-1 @ 1-2'	23
2.0	SILT (ML) , gray, moist, faint odor					
	2"-4" zone of intermingled dark brown organic soil with small wood debris					25.2
4.8	WELL GRADED SAND (SW) , trace silt, brown, likely sluff, moist, faint odor				SB-7 S-2 @ 4-5'	18.9
5.0	Direct Push Refusal at 5 Feet	5				

Stratification lines are approximate. In-situ, the transition may be gradual.

Advancement Method: Direct Push	See Exhibit A-3 for description of field procedures.	Notes:	
Abandonment Method: Borings backfilled with bentonite chips upon completion			
WATER LEVEL OBSERVATIONS		Boring Started: 9/17/2015	Boring Completed: 9/17/2015
<i>Not Encountered</i>		Drill Rig: Rotohammer DP	Driller: ESN
	21905 64th Ave. W, Suite 100 Mountlake Terrace, Washington	Project No.: 81157132	Exhibit: DP-4

THIS BORING LOG IS NOT VALID IF SEPARATED FROM ORIGINAL REPORT. GEO SMART LOG-NO WELL_81157132 BORING LOGS DP1, DP2, DP3.GPJ TERRACON2015.GDT 10/7/15

BORING LOG NO. SB-8

PROJECT: View Ridge Plaza

CLIENT: Pivotal Solutions, Inc
Renton, Washington

SITE: 234 Olympic Blvd.
Everett, Washington

GRAPHIC LOG	LOCATION See Exhibit 3	DEPTH (Ft.)	WATER LEVEL OBSERVATIONS	SAMPLE TYPE	SAMPLE NUMBER SAMPLE NUMBER	PID (ppm)
	DEPTH					
0.3	CONCRETE , approximately 4" concrete slab					
2.0	WELL GRADED SAND (SW) , trace silt, brown, moist, faint odor			█	SB-8 S-1 @ 1-2'	20.1
2.0	SILT (ML) , gray, moist, faint odor				█	20.4
4.0	2"-4" zone of intermingled dark brown organic soil with small wood debris				█	SB-8 S-2 @ 3-4'
	Direct Push Refusal at 4 Feet					50.1

Stratification lines are approximate. In-situ, the transition may be gradual.

Advancement Method: Direct Push	See Exhibit A-3 for description of field procedures.	Notes:	
Abandonment Method: Borings backfilled with bentonite chips upon completion			
WATER LEVEL OBSERVATIONS		Boring Started: 9/17/2015	Boring Completed: 9/17/2015
<i>Not Encountered</i>		Drill Rig: Rotohammer DP	Driller: ESN
	21905 64th Ave. W, Suite 100 Mountlake Terrace, Washington	Project No.: 81157132	Exhibit: DP-5

THIS BORING LOG IS NOT VALID IF SEPARATED FROM ORIGINAL REPORT. GEO SMART LOG-NO WELL_81157132 BORING LOGS DP1, DP2, DP3.GPJ TERRACON2015.GDT 10/7/15

WELL LOG NO. DP1

PROJECT: View Ridge Plaza

CLIENT: Pivotal Solutions, Inc
Renton, Washington

SITE: 234 Olympic Blvd.
Everett, Washington

THIS BORING LOG IS NOT VALID IF SEPARATED FROM ORIGINAL REPORT. ENVIRONMENTAL SMART LOG 81157132 BORING LOGS DP1, DP2, DP3, GPJ TERRACON2012.GDT 10/7/15

GRAPHIC LOG	LOCATION See Exhibit 3	INSTALLATION DETAILS	DEPTH (ft)	WATER LEVEL OBSERVATIONS	SAMPLE TYPE	SAMPLE NUMBER	PID (ppm)
	DEPTH	Well Completion:					
	MATERIAL DESCRIPTION						
0.5	ASPHALT CONCRETE						
1.0	FILL - SAND (SP) , with gravel, brown, moist SAND (SP-SM) , with silt, gray, moist						
5.0	SILT (ML) , with sand, gray and brown, moist		5	▽		DP1-5'	1.7
8.0	Found in DP1A		10	▽			
12.0	CLAYEY SILT (SM) , gray	3/4" Slotted PVC pipe packed in sand	15			DP1-15'	2.8
		Bottom of hole backfilled with hydrated bentonite chips	20			DP1-20'	5.1
24.0	Boring Terminated at 24 Feet					DP1-24'	3.5

The stratification lines represent the approximate transition between differing soil types and/or rock types; in-situ these transitions may be gradual or may occur at different depths than shown.

Advancement Method: Direct Push	See Appendices for description of field procedures.	Notes: - Temporary well removed after groundwater sample collection.
Abandonment Method: Borings backfilled with bentonite chips upon completion		
WATER LEVEL OBSERVATIONS		Well Started: 9/16/2015
▽ While Drilling		Well Completed: 9/16/2015
▽ After temporary well installation		Drill Rig: AMS Power Probe
		Driller: ESN
	21905 64th Ave. W, Suite 100 Mountlake Terrace, Washington	Project No.: 81157132
		Exhibit: DP-1

BORING LOG NO. DP1A

PROJECT: View Ridge Plaza

CLIENT: Pivotal Solutions, Inc
Renton, Washington

SITE: 234 Olympic Blvd.
Everett, Washington

THIS BORING LOG IS NOT VALID IF SEPARATED FROM ORIGINAL REPORT. GEO SMART LOG-NO WELL_81157132 BORING LOGS DP1, DP2, DP3.GPJ TERRACON2015.GDT 10/7/15

GRAPHIC LOG	LOCATION See Exhibit A-2	DEPTH (Ft.)	WATER LEVEL OBSERVATIONS	SAMPLE TYPE	SAMPLE NUMBER	PID (ppm)
	DEPTH					
0.5	ASPHALT CONCRETE					
1.0	FILL - GRAVELLY SAND (SP) , brown, moist SILTY SAND (SP-SM) , gray, moist					
5.0	SILT (ML) , with sand, gray and brown, moist	5				
8.0	CLAYEY SILT (CL-ML) , grayish brown, moist					
12.0	Boring Terminated at 12 Feet	10			DP1A-10'	4.1

Stratification lines are approximate. In-situ, the transition may be gradual.

Advancement Method: Direct Push	See Exhibit A-3 for description of field procedures.	Notes:	
Abandonment Method: Borings backfilled with bentonite chips upon completion			
WATER LEVEL OBSERVATIONS		Boring Started: 9/16/2015	Boring Completed: 9/16/2015
		Drill Rig: AMS Power Probe	Driller: ESN
	21905 64th Ave. W, Suite 100 Mountlake Terrace, Washington	Project No.: 81157132	Exhibit: DP-2

WELL LOG NO. DP2

PROJECT: View Ridge Plaza

CLIENT: Pivotal Solutions, Inc
Renton, Washington

SITE: 234 Olympic Blvd.
Everett, Washington

THIS BORING LOG IS NOT VALID IF SEPARATED FROM ORIGINAL REPORT. ENVIRONMENTAL SMART LOG 81157132 BORING LOGS DP1, DP2, DP3.GPJ TERRACON2012.GDT 10/7/15

GRAPHIC LOG	LOCATION See Exhibit 3	INSTALLATION DETAILS	DEPTH (ft)	WATER LEVEL OBSERVATIONS	SAMPLE TYPE	SAMPLE NUMBER	PID (ppm)
	DEPTH	Well Completion:					
	MATERIAL DESCRIPTION						
0.5	ASPHALT CONCRETE						
1.0	FILL - SAND (SP) , with gravel, brown, moist SAND (SP-SM) , with silt, gray, moist						
5.0	saturated SILT (ML) , with sand, brown, saturated		5	▽		DP2-5'	4.9
8.0	CLAYEY SILT (ML) , brown, moist		10	▽		DP2-10'	6.7
	grades to gray	-3/4" Slotted PVC pipe packed in sand	15			DP2-15'	5.4
		-Bottom of hole backfilled with hydrated bentonite chips	20			DP2-20'	6.4
24.0						DP2-24	7.6
Boring Terminated at 24 Feet							

The stratification lines represent the approximate transition between differing soil types and/or rock types; in-situ these transitions may be gradual or may occur at different depths than shown.

Advancement Method: Direct Push	See Appendices for description of field procedures.	Notes: - Temporary well removed after groundwater sample collection.
Abandonment Method: Borings backfilled with bentonite chips upon completion		
WATER LEVEL OBSERVATIONS		Well Started: 9/16/2015
▽ While Drilling		Well Completed: 9/16/2015
▽ After temporary well installation		Drill Rig: AMS Power Probe
		Driller: ESN
	21905 64th Ave. W, Suite 100 Mountlake Terrace, Washington	Project No.: 81157132
		Exhibit: DP-3

WELL LOG NO. DP3

PROJECT: View Ridge Plaza

CLIENT: Pivotal Solutions, Inc
Renton, Washington

SITE: 234 Olympic Blvd.
Everett, Washington

THIS BORING LOG IS NOT VALID IF SEPARATED FROM ORIGINAL REPORT. ENVIRONMENTAL SMART LOG 81157132 BORING LOGS DP1, DP2, DP3.GPJ TERRACON2012.GDT 10/7/15

GRAPHIC LOG	LOCATION See Exhibit 3	INSTALLATION DETAILS	DEPTH (ft)	WATER LEVEL OBSERVATIONS	SAMPLE TYPE	SAMPLE NUMBER	PID (ppm)
	DEPTH	Well Completion:					
	MATERIAL DESCRIPTION						
0.5	ASPHALT CONCRETE						
1.0	FILL - SAND (SP) , with gravel, brown, moist SAND WITH SILT (ML) , gray, moist						
4.5	SILT WITH SAND (ML) , gray and brown		5	▽		DP3-5'	6.9
8.0	grades to brown CLAYEY SILT (SM) , brown		10			DP3-8'	15.4
14.0	grades to gray grades to grayish brown SILTY CLAY , grayish brown, moist	-3/4" Slotted PVC pipe packed in sand	15	▽		DP3-11.5'	43.4
		-Bottom of hole backfilled with hydrated bentonite chips	20			DP3-13'	29.3
24.0			24			DP3-14.5'	8.5
	Boring Terminated at 24 Feet					DP3-20'	6.3
						DP3-24'	3.6

The stratification lines represent the approximate transition between differing soil types and/or rock types; in-situ these transitions may be gradual or may occur at different depths than shown.

Advancement Method: Direct Push	See Appendices for description of field procedures.	Notes: - Temporary well removed after groundwater sample collection.
Abandonment Method: Borings backfilled with bentonite chips upon completion		
WATER LEVEL OBSERVATIONS		
▽	<i>While Drilling</i>	Well Started: 9/16/2015
▽	<i>After temporary well installation</i>	Well Completed: 9/16/2015
21905 64th Ave. W, Suite 100 Mountlake Terrace, Washington		Drill Rig: AMS Power Probe
		Driller: ESN
		Project No.: 81157132
		Exhibit: DP-4

**APPENDIX F – ANALYTICAL REPORTS AND CHAIN OF
CUSTODY FORMS**



September 9, 2015

Mr. Mike Noll
Terracon
21905 - 64th Ave W, Suite 100
Mountlake Terrace, WA 98043

Dear Mr. Noll,

On September 3rd, 4 samples were received by our laboratory and assigned our laboratory project number EV15090033. The project was identified as your 81157132 Task 7. The sample identification and requested analyses are outlined on the attached chain of custody record.

No abnormalities or nonconformances were observed during the analyses of the project samples.

Please do not hesitate to call me if you have any questions or if I can be of further assistance.

Sincerely,

ALS Laboratory Group

Rick Bagan
Laboratory Director



CERTIFICATE OF ANALYSIS

CLIENT: Terracon
 21905 - 64th Ave W, Suite 100
 Mountlake Terrace, WA 98043

CLIENT CONTACT: Mike Noll
 CLIENT PROJECT: 81157132 Task 7
 CLIENT SAMPLE ID: MW-1

DATE: 9/9/2015
 ALS JOB#: EV15090033
 ALS SAMPLE#: EV15090033-01
 DATE RECEIVED: 09/03/2015
 COLLECTION DATE: 9/3/2015 1:50:00 PM
 WDOE ACCREDITATION: C601

SAMPLE DATA RESULTS

ANALYTE	METHOD	RESULTS	REPORTING LIMITS	DILUTION FACTOR	UNITS	ANALYSIS DATE	ANALYSIS BY
Dichlorodifluoromethane	EPA-8260	U	2.0	1	UG/L	09/08/2015	DLC
Chloromethane	EPA-8260	U	2.0	1	UG/L	09/08/2015	DLC
Vinyl Chloride	EPA-8260	0.66	0.20	1	UG/L	09/08/2015	DLC
Bromomethane	EPA-8260	U	2.0	1	UG/L	09/08/2015	DLC
Chloroethane	EPA-8260	U	2.0	1	UG/L	09/08/2015	DLC
Carbon Tetrachloride	EPA-8260	U	2.0	1	UG/L	09/08/2015	DLC
Trichlorofluoromethane	EPA-8260	U	2.0	1	UG/L	09/08/2015	DLC
Carbon Disulfide	EPA-8260	U	2.0	1	UG/L	09/08/2015	DLC
Acetone	EPA-8260	U	25	1	UG/L	09/08/2015	DLC
1,1-Dichloroethene	EPA-8260	U	2.0	1	UG/L	09/08/2015	DLC
Methylene Chloride	EPA-8260	U	5.0	1	UG/L	09/08/2015	DLC
Acrylonitrile	EPA-8260	U	10	1	UG/L	09/08/2015	DLC
Methyl T-Butyl Ether	EPA-8260	U	2.0	1	UG/L	09/08/2015	DLC
Trans-1,2-Dichloroethene	EPA-8260	U	2.0	1	UG/L	09/08/2015	DLC
1,1-Dichloroethane	EPA-8260	U	2.0	1	UG/L	09/08/2015	DLC
2-Butanone	EPA-8260	U	10	1	UG/L	09/08/2015	DLC
Cis-1,2-Dichloroethene	EPA-8260	3.8	2.0	1	UG/L	09/08/2015	DLC
2,2-Dichloropropane	EPA-8260	U	2.0	1	UG/L	09/08/2015	DLC
Bromochloromethane	EPA-8260	U	2.0	1	UG/L	09/08/2015	DLC
Chloroform	EPA-8260	U	2.0	1	UG/L	09/08/2015	DLC
1,1,1-Trichloroethane	EPA-8260	U	2.0	1	UG/L	09/08/2015	DLC
1,1-Dichloropropene	EPA-8260	U	2.0	1	UG/L	09/08/2015	DLC
1,2-Dichloroethane	EPA-8260	U	2.0	1	UG/L	09/08/2015	DLC
Benzene	EPA-8260	U	2.0	1	UG/L	09/08/2015	DLC
Trichloroethene	EPA-8260	U	2.0	1	UG/L	09/08/2015	DLC
1,2-Dichloropropane	EPA-8260	U	2.0	1	UG/L	09/08/2015	DLC
Dibromomethane	EPA-8260	U	2.0	1	UG/L	09/08/2015	DLC
Bromodichloromethane	EPA-8260	U	2.0	1	UG/L	09/08/2015	DLC
Trans-1,3-Dichloropropene	EPA-8260	U	2.0	1	UG/L	09/08/2015	DLC
4-Methyl-2-Pentanone	EPA-8260	U	10	1	UG/L	09/08/2015	DLC
Toluene	EPA-8260	U	2.0	1	UG/L	09/08/2015	DLC
Cis-1,3-Dichloropropene	EPA-8260	U	2.0	1	UG/L	09/08/2015	DLC
1,1,2-Trichloroethane	EPA-8260	U	2.0	1	UG/L	09/08/2015	DLC
2-Hexanone	EPA-8260	U	10	1	UG/L	09/08/2015	DLC
1,3-Dichloropropane	EPA-8260	U	2.0	1	UG/L	09/08/2015	DLC
Tetrachloroethylene	EPA-8260	U	2.0	1	UG/L	09/08/2015	DLC
Dibromochloromethane	EPA-8260	U	2.0	1	UG/L	09/08/2015	DLC
1,2-Dibromoethane	EPA-8260	U	0.010	1	UG/L	09/08/2015	DLC



CERTIFICATE OF ANALYSIS

CLIENT:	Terracon 21905 - 64th Ave W, Suite 100 Mountlake Terrace, WA 98043	DATE:	9/9/2015
CLIENT CONTACT:	Mike Noll	ALS JOB#:	EV15090033
CLIENT PROJECT:	81157132 Task 7	ALS SAMPLE#:	EV15090033-01
CLIENT SAMPLE ID	MW-1	DATE RECEIVED:	09/03/2015
		COLLECTION DATE:	9/3/2015 1:50:00 PM
		WDOE ACCREDITATION:	C601

SAMPLE DATA RESULTS

ANALYTE	METHOD	RESULTS	REPORTING LIMITS	DILUTION FACTOR	UNITS	ANALYSIS DATE	ANALYSIS BY
Chlorobenzene	EPA-8260	U	2.0	1	UG/L	09/08/2015	DLC
1,1,1,2-Tetrachloroethane	EPA-8260	U	2.0	1	UG/L	09/08/2015	DLC
Ethylbenzene	EPA-8260	U	2.0	1	UG/L	09/08/2015	DLC
m,p-Xylene	EPA-8260	U	4.0	1	UG/L	09/08/2015	DLC
Styrene	EPA-8260	U	2.0	1	UG/L	09/08/2015	DLC
o-Xylene	EPA-8260	U	2.0	1	UG/L	09/08/2015	DLC
Bromoform	EPA-8260	U	2.0	1	UG/L	09/08/2015	DLC
Isopropylbenzene	EPA-8260	U	2.0	1	UG/L	09/08/2015	DLC
1,1,2,2-Tetrachloroethane	EPA-8260	U	2.0	1	UG/L	09/08/2015	DLC
1,2,3-Trichloropropane	EPA-8260	U	2.0	1	UG/L	09/08/2015	DLC
Bromobenzene	EPA-8260	U	2.0	1	UG/L	09/08/2015	DLC
N-Propyl Benzene	EPA-8260	U	2.0	1	UG/L	09/08/2015	DLC
2-Chlorotoluene	EPA-8260	U	2.0	1	UG/L	09/08/2015	DLC
1,3,5-Trimethylbenzene	EPA-8260	U	2.0	1	UG/L	09/08/2015	DLC
4-Chlorotoluene	EPA-8260	U	2.0	1	UG/L	09/08/2015	DLC
T-Butyl Benzene	EPA-8260	U	2.0	1	UG/L	09/08/2015	DLC
1,2,4-Trimethylbenzene	EPA-8260	U	2.0	1	UG/L	09/08/2015	DLC
S-Butyl Benzene	EPA-8260	U	2.0	1	UG/L	09/08/2015	DLC
P-Isopropyltoluene	EPA-8260	U	2.0	1	UG/L	09/08/2015	DLC
1,3-Dichlorobenzene	EPA-8260	U	2.0	1	UG/L	09/08/2015	DLC
1,4-Dichlorobenzene	EPA-8260	U	2.0	1	UG/L	09/08/2015	DLC
N-Butylbenzene	EPA-8260	U	2.0	1	UG/L	09/08/2015	DLC
1,2-Dichlorobenzene	EPA-8260	U	2.0	1	UG/L	09/08/2015	DLC
1,2-Dibromo 3-Chloropropane	EPA-8260	U	10	1	UG/L	09/08/2015	DLC
1,2,4-Trichlorobenzene	EPA-8260	U	2.0	1	UG/L	09/08/2015	DLC
Hexachlorobutadiene	EPA-8260	U	2.0	1	UG/L	09/08/2015	DLC
Naphthalene	EPA-8260	U	2.0	1	UG/L	09/08/2015	DLC
1,2,3-Trichlorobenzene	EPA-8260	U	2.0	1	UG/L	09/08/2015	DLC

SURROGATE	METHOD	%REC	ANALYSIS DATE	ANALYSIS BY
1,2-Dichloroethane-d4	EPA-8260	103	09/08/2015	DLC
Toluene-d8	EPA-8260	99.7	09/08/2015	DLC
4-Bromofluorobenzene	EPA-8260	99.7	09/08/2015	DLC

U - Analyte analyzed for but not detected at level above reporting limit.



CERTIFICATE OF ANALYSIS

CLIENT:	Terracon 21905 - 64th Ave W, Suite 100 Mountlake Terrace, WA 98043	DATE:	9/9/2015
CLIENT CONTACT:	Mike Noll	ALS JOB#:	EV15090033
CLIENT PROJECT:	81157132 Task 7	ALS SAMPLE#:	EV15090033-02
CLIENT SAMPLE ID	MW-2	DATE RECEIVED:	09/03/2015
		COLLECTION DATE:	9/3/2015 2:29:00 PM
		WDOE ACCREDITATION:	C601

SAMPLE DATA RESULTS

ANALYTE	METHOD	RESULTS	REPORTING LIMITS	DILUTION FACTOR	UNITS	ANALYSIS DATE	ANALYSIS BY
Dichlorodifluoromethane	EPA-8260	U	2.0	1	UG/L	09/09/2015	DLC
Chloromethane	EPA-8260	U	2.0	1	UG/L	09/09/2015	DLC
Vinyl Chloride	EPA-8260	U	0.20	1	UG/L	09/09/2015	DLC
Bromomethane	EPA-8260	U	2.0	1	UG/L	09/09/2015	DLC
Chloroethane	EPA-8260	U	2.0	1	UG/L	09/09/2015	DLC
Carbon Tetrachloride	EPA-8260	U	2.0	1	UG/L	09/09/2015	DLC
Trichlorofluoromethane	EPA-8260	U	2.0	1	UG/L	09/09/2015	DLC
Carbon Disulfide	EPA-8260	U	2.0	1	UG/L	09/09/2015	DLC
Acetone	EPA-8260	U	25	1	UG/L	09/09/2015	DLC
1,1-Dichloroethene	EPA-8260	U	2.0	1	UG/L	09/09/2015	DLC
Methylene Chloride	EPA-8260	U	5.0	1	UG/L	09/09/2015	DLC
Acrylonitrile	EPA-8260	U	10	1	UG/L	09/09/2015	DLC
Methyl T-Butyl Ether	EPA-8260	U	2.0	1	UG/L	09/09/2015	DLC
Trans-1,2-Dichloroethene	EPA-8260	U	2.0	1	UG/L	09/09/2015	DLC
1,1-Dichloroethane	EPA-8260	U	2.0	1	UG/L	09/09/2015	DLC
2-Butanone	EPA-8260	U	10	1	UG/L	09/09/2015	DLC
Cis-1,2-Dichloroethene	EPA-8260	U	2.0	1	UG/L	09/09/2015	DLC
2,2-Dichloropropane	EPA-8260	U	2.0	1	UG/L	09/09/2015	DLC
Bromochloromethane	EPA-8260	U	2.0	1	UG/L	09/09/2015	DLC
Chloroform	EPA-8260	U	2.0	1	UG/L	09/09/2015	DLC
1,1,1-Trichloroethane	EPA-8260	U	2.0	1	UG/L	09/09/2015	DLC
1,1-Dichloropropene	EPA-8260	U	2.0	1	UG/L	09/09/2015	DLC
1,2-Dichloroethane	EPA-8260	U	2.0	1	UG/L	09/09/2015	DLC
Benzene	EPA-8260	U	2.0	1	UG/L	09/09/2015	DLC
Trichloroethene	EPA-8260	U	2.0	1	UG/L	09/09/2015	DLC
1,2-Dichloropropane	EPA-8260	U	2.0	1	UG/L	09/09/2015	DLC
Dibromomethane	EPA-8260	U	2.0	1	UG/L	09/09/2015	DLC
Bromodichloromethane	EPA-8260	U	2.0	1	UG/L	09/09/2015	DLC
Trans-1,3-Dichloropropene	EPA-8260	U	2.0	1	UG/L	09/09/2015	DLC
4-Methyl-2-Pentanone	EPA-8260	U	10	1	UG/L	09/09/2015	DLC
Toluene	EPA-8260	U	2.0	1	UG/L	09/09/2015	DLC
Cis-1,3-Dichloropropene	EPA-8260	U	2.0	1	UG/L	09/09/2015	DLC
1,1,2-Trichloroethane	EPA-8260	U	2.0	1	UG/L	09/09/2015	DLC
2-Hexanone	EPA-8260	U	10	1	UG/L	09/09/2015	DLC
1,3-Dichloropropane	EPA-8260	U	2.0	1	UG/L	09/09/2015	DLC
Tetrachloroethylene	EPA-8260	U	2.0	1	UG/L	09/09/2015	DLC
Dibromochloromethane	EPA-8260	U	2.0	1	UG/L	09/09/2015	DLC
1,2-Dibromoethane	EPA-8260	U	0.010	1	UG/L	09/09/2015	DLC
Chlorobenzene	EPA-8260	U	2.0	1	UG/L	09/09/2015	DLC



CERTIFICATE OF ANALYSIS

CLIENT:	Terracon 21905 - 64th Ave W, Suite 100 Mountlake Terrace, WA 98043	DATE:	9/9/2015
CLIENT CONTACT:	Mike Noll	ALS JOB#:	EV15090033
CLIENT PROJECT:	81157132 Task 7	ALS SAMPLE#:	EV15090033-02
CLIENT SAMPLE ID	MW-2	DATE RECEIVED:	09/03/2015
		COLLECTION DATE:	9/3/2015 2:29:00 PM
		WDOE ACCREDITATION:	C601

SAMPLE DATA RESULTS

ANALYTE	METHOD	RESULTS	REPORTING LIMITS	DILUTION FACTOR	UNITS	ANALYSIS DATE	ANALYSIS BY
1,1,1,2-Tetrachloroethane	EPA-8260	U	2.0	1	UG/L	09/09/2015	DLC
Ethylbenzene	EPA-8260	U	2.0	1	UG/L	09/09/2015	DLC
m,p-Xylene	EPA-8260	U	4.0	1	UG/L	09/09/2015	DLC
Styrene	EPA-8260	U	2.0	1	UG/L	09/09/2015	DLC
o-Xylene	EPA-8260	U	2.0	1	UG/L	09/09/2015	DLC
Bromoform	EPA-8260	U	2.0	1	UG/L	09/09/2015	DLC
Isopropylbenzene	EPA-8260	U	2.0	1	UG/L	09/09/2015	DLC
1,1,2,2-Tetrachloroethane	EPA-8260	U	2.0	1	UG/L	09/09/2015	DLC
1,2,3-Trichloropropane	EPA-8260	U	2.0	1	UG/L	09/09/2015	DLC
Bromobenzene	EPA-8260	U	2.0	1	UG/L	09/09/2015	DLC
N-Propyl Benzene	EPA-8260	U	2.0	1	UG/L	09/09/2015	DLC
2-Chlorotoluene	EPA-8260	U	2.0	1	UG/L	09/09/2015	DLC
1,3,5-Trimethylbenzene	EPA-8260	U	2.0	1	UG/L	09/09/2015	DLC
4-Chlorotoluene	EPA-8260	U	2.0	1	UG/L	09/09/2015	DLC
T-Butyl Benzene	EPA-8260	U	2.0	1	UG/L	09/09/2015	DLC
1,2,4-Trimethylbenzene	EPA-8260	U	2.0	1	UG/L	09/09/2015	DLC
S-Butyl Benzene	EPA-8260	U	2.0	1	UG/L	09/09/2015	DLC
P-Isopropyltoluene	EPA-8260	U	2.0	1	UG/L	09/09/2015	DLC
1,3-Dichlorobenzene	EPA-8260	U	2.0	1	UG/L	09/09/2015	DLC
1,4-Dichlorobenzene	EPA-8260	U	2.0	1	UG/L	09/09/2015	DLC
N-Butylbenzene	EPA-8260	U	2.0	1	UG/L	09/09/2015	DLC
1,2-Dichlorobenzene	EPA-8260	U	2.0	1	UG/L	09/09/2015	DLC
1,2-Dibromo 3-Chloropropane	EPA-8260	U	10	1	UG/L	09/09/2015	DLC
1,2,4-Trichlorobenzene	EPA-8260	U	2.0	1	UG/L	09/09/2015	DLC
Hexachlorobutadiene	EPA-8260	U	2.0	1	UG/L	09/09/2015	DLC
Naphthalene	EPA-8260	U	2.0	1	UG/L	09/09/2015	DLC
1,2,3-Trichlorobenzene	EPA-8260	U	2.0	1	UG/L	09/09/2015	DLC

SURROGATE	METHOD	%REC	ANALYSIS DATE	ANALYSIS BY
1,2-Dichloroethane-d4	EPA-8260	102	09/09/2015	DLC
Toluene-d8	EPA-8260	98.0	09/09/2015	DLC
4-Bromofluorobenzene	EPA-8260	99.0	09/09/2015	DLC

U - Analyte analyzed for but not detected at level above reporting limit.



CERTIFICATE OF ANALYSIS

CLIENT:	Terracon 21905 - 64th Ave W, Suite 100 Mountlake Terrace, WA 98043	DATE:	9/9/2015
CLIENT CONTACT:	Mike Noll	ALS JOB#:	EV15090033
CLIENT PROJECT:	81157132 Task 7	ALS SAMPLE#:	EV15090033-03
CLIENT SAMPLE ID	MW-3	DATE RECEIVED:	09/03/2015
		COLLECTION DATE:	9/3/2015 3:09:00 PM
		WDOE ACCREDITATION:	C601

SAMPLE DATA RESULTS

ANALYTE	METHOD	RESULTS	REPORTING LIMITS	DILUTION FACTOR	UNITS	ANALYSIS DATE	ANALYSIS BY
Dichlorodifluoromethane	EPA-8260	U	2.0	1	UG/L	09/09/2015	DLC
Chloromethane	EPA-8260	U	2.0	1	UG/L	09/09/2015	DLC
Vinyl Chloride	EPA-8260	U	0.20	1	UG/L	09/09/2015	DLC
Bromomethane	EPA-8260	U	2.0	1	UG/L	09/09/2015	DLC
Chloroethane	EPA-8260	U	2.0	1	UG/L	09/09/2015	DLC
Carbon Tetrachloride	EPA-8260	U	2.0	1	UG/L	09/09/2015	DLC
Trichlorofluoromethane	EPA-8260	U	2.0	1	UG/L	09/09/2015	DLC
Carbon Disulfide	EPA-8260	U	2.0	1	UG/L	09/09/2015	DLC
Acetone	EPA-8260	U	25	1	UG/L	09/09/2015	DLC
1,1-Dichloroethene	EPA-8260	U	2.0	1	UG/L	09/09/2015	DLC
Methylene Chloride	EPA-8260	U	5.0	1	UG/L	09/09/2015	DLC
Acrylonitrile	EPA-8260	U	10	1	UG/L	09/09/2015	DLC
Methyl T-Butyl Ether	EPA-8260	U	2.0	1	UG/L	09/09/2015	DLC
Trans-1,2-Dichloroethene	EPA-8260	U	2.0	1	UG/L	09/09/2015	DLC
1,1-Dichloroethane	EPA-8260	U	2.0	1	UG/L	09/09/2015	DLC
2-Butanone	EPA-8260	U	10	1	UG/L	09/09/2015	DLC
Cis-1,2-Dichloroethene	EPA-8260	U	2.0	1	UG/L	09/09/2015	DLC
2,2-Dichloropropane	EPA-8260	U	2.0	1	UG/L	09/09/2015	DLC
Bromochloromethane	EPA-8260	U	2.0	1	UG/L	09/09/2015	DLC
Chloroform	EPA-8260	U	2.0	1	UG/L	09/09/2015	DLC
1,1,1-Trichloroethane	EPA-8260	U	2.0	1	UG/L	09/09/2015	DLC
1,1-Dichloropropene	EPA-8260	U	2.0	1	UG/L	09/09/2015	DLC
1,2-Dichloroethane	EPA-8260	U	2.0	1	UG/L	09/09/2015	DLC
Benzene	EPA-8260	U	2.0	1	UG/L	09/09/2015	DLC
Trichloroethene	EPA-8260	U	2.0	1	UG/L	09/09/2015	DLC
1,2-Dichloropropane	EPA-8260	U	2.0	1	UG/L	09/09/2015	DLC
Dibromomethane	EPA-8260	U	2.0	1	UG/L	09/09/2015	DLC
Bromodichloromethane	EPA-8260	U	2.0	1	UG/L	09/09/2015	DLC
Trans-1,3-Dichloropropene	EPA-8260	U	2.0	1	UG/L	09/09/2015	DLC
4-Methyl-2-Pentanone	EPA-8260	U	10	1	UG/L	09/09/2015	DLC
Toluene	EPA-8260	U	2.0	1	UG/L	09/09/2015	DLC
Cis-1,3-Dichloropropene	EPA-8260	U	2.0	1	UG/L	09/09/2015	DLC
1,1,2-Trichloroethane	EPA-8260	U	2.0	1	UG/L	09/09/2015	DLC
2-Hexanone	EPA-8260	U	10	1	UG/L	09/09/2015	DLC
1,3-Dichloropropane	EPA-8260	U	2.0	1	UG/L	09/09/2015	DLC
Tetrachloroethylene	EPA-8260	U	2.0	1	UG/L	09/09/2015	DLC
Dibromochloromethane	EPA-8260	U	2.0	1	UG/L	09/09/2015	DLC
1,2-Dibromoethane	EPA-8260	U	0.010	1	UG/L	09/09/2015	DLC
Chlorobenzene	EPA-8260	U	2.0	1	UG/L	09/09/2015	DLC



CERTIFICATE OF ANALYSIS

CLIENT: Terracon
 21905 - 64th Ave W, Suite 100
 Mountlake Terrace, WA 98043

CLIENT CONTACT: Mike Noll
 CLIENT PROJECT: 81157132 Task 7
 CLIENT SAMPLE ID MW-3

DATE: 9/9/2015
 ALS JOB#: EV15090033
 ALS SAMPLE#: EV15090033-03
 DATE RECEIVED: 09/03/2015
 COLLECTION DATE: 9/3/2015 3:09:00 PM
 WDOE ACCREDITATION: C601

SAMPLE DATA RESULTS

ANALYTE	METHOD	RESULTS	REPORTING LIMITS	DILUTION FACTOR	UNITS	ANALYSIS DATE	ANALYSIS BY
1,1,1,2-Tetrachloroethane	EPA-8260	U	2.0	1	UG/L	09/09/2015	DLC
Ethylbenzene	EPA-8260	U	2.0	1	UG/L	09/09/2015	DLC
m,p-Xylene	EPA-8260	U	4.0	1	UG/L	09/09/2015	DLC
Styrene	EPA-8260	U	2.0	1	UG/L	09/09/2015	DLC
o-Xylene	EPA-8260	U	2.0	1	UG/L	09/09/2015	DLC
Bromoform	EPA-8260	U	2.0	1	UG/L	09/09/2015	DLC
Isopropylbenzene	EPA-8260	U	2.0	1	UG/L	09/09/2015	DLC
1,1,2,2-Tetrachloroethane	EPA-8260	U	2.0	1	UG/L	09/09/2015	DLC
1,2,3-Trichloropropane	EPA-8260	U	2.0	1	UG/L	09/09/2015	DLC
Bromobenzene	EPA-8260	U	2.0	1	UG/L	09/09/2015	DLC
N-Propyl Benzene	EPA-8260	U	2.0	1	UG/L	09/09/2015	DLC
2-Chlorotoluene	EPA-8260	U	2.0	1	UG/L	09/09/2015	DLC
1,3,5-Trimethylbenzene	EPA-8260	U	2.0	1	UG/L	09/09/2015	DLC
4-Chlorotoluene	EPA-8260	U	2.0	1	UG/L	09/09/2015	DLC
T-Butyl Benzene	EPA-8260	U	2.0	1	UG/L	09/09/2015	DLC
1,2,4-Trimethylbenzene	EPA-8260	U	2.0	1	UG/L	09/09/2015	DLC
S-Butyl Benzene	EPA-8260	U	2.0	1	UG/L	09/09/2015	DLC
P-Isopropyltoluene	EPA-8260	U	2.0	1	UG/L	09/09/2015	DLC
1,3-Dichlorobenzene	EPA-8260	U	2.0	1	UG/L	09/09/2015	DLC
1,4-Dichlorobenzene	EPA-8260	U	2.0	1	UG/L	09/09/2015	DLC
N-Butylbenzene	EPA-8260	U	2.0	1	UG/L	09/09/2015	DLC
1,2-Dichlorobenzene	EPA-8260	U	2.0	1	UG/L	09/09/2015	DLC
1,2-Dibromo 3-Chloropropane	EPA-8260	U	10	1	UG/L	09/09/2015	DLC
1,2,4-Trichlorobenzene	EPA-8260	U	2.0	1	UG/L	09/09/2015	DLC
Hexachlorobutadiene	EPA-8260	U	2.0	1	UG/L	09/09/2015	DLC
Naphthalene	EPA-8260	U	2.0	1	UG/L	09/09/2015	DLC
1,2,3-Trichlorobenzene	EPA-8260	U	2.0	1	UG/L	09/09/2015	DLC

SURROGATE	METHOD	%REC	ANALYSIS DATE	ANALYSIS BY
1,2-Dichloroethane-d4	EPA-8260	102	09/09/2015	DLC
Toluene-d8	EPA-8260	101	09/09/2015	DLC
4-Bromofluorobenzene	EPA-8260	98.7	09/09/2015	DLC

U - Analyte analyzed for but not detected at level above reporting limit.



CERTIFICATE OF ANALYSIS

CLIENT: Terracon
 21905 - 64th Ave W, Suite 100
 Mountlake Terrace, WA 98043

CLIENT CONTACT: Mike Noll
 CLIENT PROJECT: 81157132 Task 7

DATE: 9/9/2015
 ALS SDG#: EV15090033
 WDOE ACCREDITATION: C601

LABORATORY BLANK RESULTS

MB-090815W - Batch 96909 - Water by EPA-8260

ANALYTE	METHOD	RESULTS	QUAL	UNITS	REPORTING	ANALYSIS	ANALYSIS
					LIMITS	DATE	BY
Dichlorodifluoromethane	EPA-8260	U		UG/L	2.0	09/08/2015	DLC
Chloromethane	EPA-8260	U		UG/L	2.0	09/08/2015	DLC
Vinyl Chloride	EPA-8260	U		UG/L	0.20	09/08/2015	DLC
Bromomethane	EPA-8260	U		UG/L	2.0	09/08/2015	DLC
Chloroethane	EPA-8260	U		UG/L	2.0	09/08/2015	DLC
Carbon Tetrachloride	EPA-8260	U		UG/L	2.0	09/08/2015	DLC
Trichlorofluoromethane	EPA-8260	U		UG/L	2.0	09/08/2015	DLC
Carbon Disulfide	EPA-8260	U		UG/L	2.0	09/08/2015	DLC
Acetone	EPA-8260	U		UG/L	25	09/08/2015	DLC
1,1-Dichloroethene	EPA-8260	U		UG/L	2.0	09/08/2015	DLC
Methylene Chloride	EPA-8260	U		UG/L	5.0	09/08/2015	DLC
Acrylonitrile	EPA-8260	U		UG/L	10	09/08/2015	DLC
Methyl T-Butyl Ether	EPA-8260	U		UG/L	2.0	09/08/2015	DLC
Trans-1,2-Dichloroethene	EPA-8260	U		UG/L	2.0	09/08/2015	DLC
1,1-Dichloroethane	EPA-8260	U		UG/L	2.0	09/08/2015	DLC
2-Butanone	EPA-8260	U		UG/L	10	09/08/2015	DLC
Cis-1,2-Dichloroethene	EPA-8260	U		UG/L	2.0	09/08/2015	DLC
2,2-Dichloropropane	EPA-8260	U		UG/L	2.0	09/08/2015	DLC
Bromochloromethane	EPA-8260	U		UG/L	2.0	09/08/2015	DLC
Chloroform	EPA-8260	U		UG/L	2.0	09/08/2015	DLC
1,1,1-Trichloroethane	EPA-8260	U		UG/L	2.0	09/08/2015	DLC
1,1-Dichloropropene	EPA-8260	U		UG/L	2.0	09/08/2015	DLC
1,2-Dichloroethane	EPA-8260	U		UG/L	2.0	09/08/2015	DLC
Benzene	EPA-8260	U		UG/L	2.0	09/08/2015	DLC
Trichloroethene	EPA-8260	U		UG/L	2.0	09/08/2015	DLC
1,2-Dichloropropane	EPA-8260	U		UG/L	2.0	09/08/2015	DLC
Dibromomethane	EPA-8260	U		UG/L	2.0	09/08/2015	DLC
Bromodichloromethane	EPA-8260	U		UG/L	2.0	09/08/2015	DLC
Trans-1,3-Dichloropropene	EPA-8260	U		UG/L	2.0	09/08/2015	DLC
4-Methyl-2-Pentanone	EPA-8260	U		UG/L	10	09/08/2015	DLC
Toluene	EPA-8260	U		UG/L	2.0	09/08/2015	DLC
Cis-1,3-Dichloropropene	EPA-8260	U		UG/L	2.0	09/08/2015	DLC
1,1,2-Trichloroethane	EPA-8260	U		UG/L	2.0	09/08/2015	DLC
2-Hexanone	EPA-8260	U		UG/L	10	09/08/2015	DLC
1,3-Dichloropropane	EPA-8260	U		UG/L	2.0	09/08/2015	DLC
Tetrachloroethylene	EPA-8260	U		UG/L	2.0	09/08/2015	DLC
Dibromochloromethane	EPA-8260	U		UG/L	2.0	09/08/2015	DLC
1,2-Dibromoethane	EPA-8260	U		UG/L	0.010	09/08/2015	DLC
Chlorobenzene	EPA-8260	U		UG/L	2.0	09/08/2015	DLC



CERTIFICATE OF ANALYSIS

CLIENT:	Terracon 21905 - 64th Ave W, Suite 100 Mountlake Terrace, WA 98043	DATE:	9/9/2015
CLIENT CONTACT:	Mike Noll	ALS SDG#:	EV15090033
CLIENT PROJECT:	81157132 Task 7	WDOE ACCREDITATION:	C601

LABORATORY BLANK RESULTS

MB-090815W - Batch 96909 - Water by EPA-8260

1,1,1,2-Tetrachloroethane	EPA-8260	U	UG/L	2.0	09/08/2015	DLC
Ethylbenzene	EPA-8260	U	UG/L	2.0	09/08/2015	DLC
m,p-Xylene	EPA-8260	U	UG/L	4.0	09/08/2015	DLC
Styrene	EPA-8260	U	UG/L	2.0	09/08/2015	DLC
o-Xylene	EPA-8260	U	UG/L	2.0	09/08/2015	DLC
Bromoform	EPA-8260	U	UG/L	2.0	09/08/2015	DLC
Isopropylbenzene	EPA-8260	U	UG/L	2.0	09/08/2015	DLC
1,1,1,2-Tetrachloroethane	EPA-8260	U	UG/L	2.0	09/08/2015	DLC
1,2,3-Trichloropropane	EPA-8260	U	UG/L	2.0	09/08/2015	DLC
Bromobenzene	EPA-8260	U	UG/L	2.0	09/08/2015	DLC
N-Propyl Benzene	EPA-8260	U	UG/L	2.0	09/08/2015	DLC
2-Chlorotoluene	EPA-8260	U	UG/L	2.0	09/08/2015	DLC
1,3,5-Trimethylbenzene	EPA-8260	U	UG/L	2.0	09/08/2015	DLC
4-Chlorotoluene	EPA-8260	U	UG/L	2.0	09/08/2015	DLC
T-Butyl Benzene	EPA-8260	U	UG/L	2.0	09/08/2015	DLC
1,2,4-Trimethylbenzene	EPA-8260	U	UG/L	2.0	09/08/2015	DLC
S-Butyl Benzene	EPA-8260	U	UG/L	2.0	09/08/2015	DLC
P-Isopropyltoluene	EPA-8260	U	UG/L	2.0	09/08/2015	DLC
1,3-Dichlorobenzene	EPA-8260	U	UG/L	2.0	09/08/2015	DLC
1,4-Dichlorobenzene	EPA-8260	U	UG/L	2.0	09/08/2015	DLC
N-Butylbenzene	EPA-8260	U	UG/L	2.0	09/08/2015	DLC
1,2-Dichlorobenzene	EPA-8260	U	UG/L	2.0	09/08/2015	DLC
1,2-Dibromo 3-Chloropropane	EPA-8260	U	UG/L	10	09/08/2015	DLC
1,2,4-Trichlorobenzene	EPA-8260	U	UG/L	2.0	09/08/2015	DLC
Hexachlorobutadiene	EPA-8260	U	UG/L	2.0	09/08/2015	DLC
Naphthalene	EPA-8260	U	UG/L	2.0	09/08/2015	DLC
1,2,3-Trichlorobenzene	EPA-8260	U	UG/L	2.0	09/08/2015	DLC

U - Analyte analyzed for but not detected at level above reporting limit.

CERTIFICATE OF ANALYSIS

CLIENT:	Terracon 21905 - 64th Ave W, Suite 100 Mountlake Terrace, WA 98043	DATE:	9/9/2015
		ALS SDG#:	EV15090033
		WDOE ACCREDITATION:	C601
CLIENT CONTACT:	Mike Noll		
CLIENT PROJECT:	81157132 Task 7		

LABORATORY CONTROL SAMPLE RESULTS

ALS Test Batch ID: 96909 - Water by EPA-8260

SPIKED COMPOUND	METHOD	%REC	RPD	QUAL	ANALYSIS DATE	ANALYSIS BY
1,1-Dichloroethene - BS	EPA-8260	120			09/08/2015	DLC
1,1-Dichloroethene - BSD	EPA-8260	116	4		09/08/2015	DLC
Benzene - BS	EPA-8260	113			09/08/2015	DLC
Benzene - BSD	EPA-8260	110	3		09/08/2015	DLC
Trichloroethene - BS	EPA-8260	115			09/08/2015	DLC
Trichloroethene - BSD	EPA-8260	111	3		09/08/2015	DLC
Toluene - BS	EPA-8260	112			09/08/2015	DLC
Toluene - BSD	EPA-8260	108	3		09/08/2015	DLC
Chlorobenzene - BS	EPA-8260	111			09/08/2015	DLC
Chlorobenzene - BSD	EPA-8260	107	3		09/08/2015	DLC

APPROVED BY



Laboratory Director



ALS Environmental
 8620 Holly Drive, Suite 100
 Everett, WA 98208
 Phone (425) 356-2600
 Fax (425) 356-2626
 http://www.alsglobal.com

Chain Of Custody/ Laboratory Analysis Request

ALS Job# (Laboratory Use Only)

EV15090033

Date 9/3/15 Page 1 Of 1

PROJECT ID: <u>81157132 Task 7</u>					ANALYSIS REQUESTED												OTHER (Specify)												
REPORT TO COMPANY: <u>Terracon</u>					NWTPH-HCID NWTPH-DX NWTPH-GX BTEX by EPA-8021 MTBE by EPA-8021 <input type="checkbox"/> EPA-8260 <input type="checkbox"/> Halogenated Volatiles by EPA 8260 Volatile Organic Compounds by EPA 8260 EDB / EDC by EPA 8260 SIM (water) EDB / EDC by EPA 8260 (soil) Semivolatile Organic Compounds by EPA 8270 Polycyclic Aromatic Hydrocarbons (PAH) by EPA-8270 SIM <input type="checkbox"/> PCB <input type="checkbox"/> Pesticides <input type="checkbox"/> by EPA 8081/8082 Metals-MTCA-5 <input type="checkbox"/> FCRA-8 <input type="checkbox"/> Pri Pol <input type="checkbox"/> TAL <input type="checkbox"/> Metals Other (Specify) TCLP-Metals <input type="checkbox"/> VOA <input type="checkbox"/> Semi-Vol <input type="checkbox"/> Pest <input type="checkbox"/> Herbs <input type="checkbox"/>	VOCs <u>8260B</u>		NUMBER OF CONTAINERS RECEIVED IN GOOD CONDITION?																					
PROJECT MANAGER: <u>Mike Noll</u>																													
ADDRESS: <u>21905 64th Ave W. Ste. 200</u> <u>Mountlake Terrace, WA 98043</u>																													
PHONE: <u>425-771-3304</u> FAX:																													
P.O. #: E-MAIL: <u>mnoll@terracon.com</u>																													
INVOICE TO COMPANY: <u>Terracon</u>																													
ATTENTION: <u>Karen Meyer</u>																													
ADDRESS: <u>21905 64th Ave W. Ste. 200</u> <u>Mountlake Terrace, WA 98043</u>																													
SAMPLE I.D.										DATE					TIME					TYPE					LAB#				
1. <u>MW-1</u>										<u>9/3/15</u>					<u>13:50</u>					<u>GW</u>					<u>1</u>				
2. <u>MW-2</u>					<u>↓</u>					<u>14:29</u>					<u>↓</u>					<u>2</u>									
3. <u>MW-3</u>					<u>↓</u>					<u>15:09</u>					<u>↓</u>					<u>3</u>									
4. <u>Trip Blank</u>					<u>9/3/15</u>					<u>00:00</u>					<u>↓</u>					<u>4</u>									
5.																													
6.																													
7.																													
8.																													
9.																													
10.																													

SPECIAL INSTRUCTIONS

SIGNATURES (Name, Company, Date, Time):

1. Relinquished By: J. M. L. Terracon 9/3/15 4:15
 Received By: Shawn Robinson ALS 9/3/15 4:15

2. Relinquished By: _____
 Received By: _____

TURNAROUND REQUESTED in Business Days*

Organic, Metals & Inorganic Analysis

Standard: 10 5 3 2 1 SAME DAY

Fuels & Hydrocarbon Analysis

Standard: 5 3 1 SAME DAY

OTHER: _____
 Specify: _____

*Turnaround request less than standard may incur Rush Charges



September 29, 2015

Mr. Mike Noll
Terracon
21905 - 64th Ave W, Suite 100
Mountlake Terrace, WA 98043

Dear Mr. Noll,

On September 16th, 47 samples were received by our laboratory and assigned our laboratory project number EV15090099. The project was identified as your 81157132. The sample identification and requested analyses are outlined on the attached chain of custody record.

No abnormalities or nonconformances were observed during the analyses of the project samples.

Please do not hesitate to call me if you have any questions or if I can be of further assistance.

Sincerely,

ALS Laboratory Group

Rick Bagan
Laboratory Director



CERTIFICATE OF ANALYSIS

CLIENT:	Terracon 21905 - 64th Ave W, Suite 100 Mountlake Terrace, WA 98043	DATE:	9/29/2015
		ALS JOB#:	EV15090099
CLIENT CONTACT:	Mike Noll	ALS SAMPLE#:	EV15090099-01
CLIENT PROJECT:	81157132	DATE RECEIVED:	09/16/2015
CLIENT SAMPLE ID	SB-4 S-3 @ 9.5-10'	COLLECTION DATE:	9/16/2015 3:00:00 PM
		WDOE ACCREDITATION:	C601

SAMPLE DATA RESULTS

ANALYTE	METHOD	RESULTS	REPORTING LIMITS	DILUTION FACTOR	UNITS	ANALYSIS DATE	ANALYSIS BY
Dichlorodifluoromethane	EPA-8260	U	0.010	1	MG/KG	09/17/2015	DLC
Chloromethane	EPA-8260	U	0.010	1	MG/KG	09/17/2015	DLC
Vinyl Chloride	EPA-8260	2.4	0.025	10	MG/KG	09/19/2015	DLC
Bromomethane	EPA-8260	U	0.010	1	MG/KG	09/17/2015	DLC
Chloroethane	EPA-8260	U	0.010	1	MG/KG	09/17/2015	DLC
Carbon Tetrachloride	EPA-8260	U	0.010	1	MG/KG	09/17/2015	DLC
Trichlorofluoromethane	EPA-8260	U	0.010	1	MG/KG	09/17/2015	DLC
Carbon Disulfide	EPA-8260	U	0.010	1	MG/KG	09/17/2015	DLC
Acetone	EPA-8260	U	0.050	1	MG/KG	09/17/2015	DLC
1,1-Dichloroethene	EPA-8260	U	0.010	1	MG/KG	09/17/2015	DLC
Methylene Chloride	EPA-8260	U	0.020	1	MG/KG	09/17/2015	DLC
Acrylonitrile	EPA-8260	U	0.050	1	MG/KG	09/17/2015	DLC
Methyl T-Butyl Ether	EPA-8260	U	0.010	1	MG/KG	09/17/2015	DLC
Trans-1,2-Dichloroethene	EPA-8260	U	0.010	1	MG/KG	09/17/2015	DLC
1,1-Dichloroethane	EPA-8260	U	0.010	1	MG/KG	09/17/2015	DLC
2-Butanone	EPA-8260	U	0.050	1	MG/KG	09/17/2015	DLC
Cis-1,2-Dichloroethene	EPA-8260	7.8	0.62	10	MG/KG	09/19/2015	DLC
2,2-Dichloropropane	EPA-8260	U	0.010	1	MG/KG	09/17/2015	DLC
Bromochloromethane	EPA-8260	U	0.010	1	MG/KG	09/17/2015	DLC
Chloroform	EPA-8260	U	0.010	1	MG/KG	09/17/2015	DLC
1,1,1-Trichloroethane	EPA-8260	U	0.010	1	MG/KG	09/17/2015	DLC
1,1-Dichloropropene	EPA-8260	U	0.010	1	MG/KG	09/17/2015	DLC
1,2-Dichloroethane	EPA-8260	U	0.010	1	MG/KG	09/17/2015	DLC
Benzene	EPA-8260	U	0.0050	1	MG/KG	09/17/2015	DLC
Trichloroethene	EPA-8260	0.031	0.010	1	MG/KG	09/17/2015	DLC
1,2-Dichloropropane	EPA-8260	U	0.010	1	MG/KG	09/17/2015	DLC
Dibromomethane	EPA-8260	U	0.010	1	MG/KG	09/17/2015	DLC
Bromodichloromethane	EPA-8260	U	0.010	1	MG/KG	09/17/2015	DLC
Trans-1,3-Dichloropropene	EPA-8260	U	0.010	1	MG/KG	09/17/2015	DLC
4-Methyl-2-Pentanone	EPA-8260	U	0.050	1	MG/KG	09/17/2015	DLC
Toluene	EPA-8260	U	0.010	1	MG/KG	09/17/2015	DLC
Cis-1,3-Dichloropropene	EPA-8260	U	0.010	1	MG/KG	09/17/2015	DLC
1,1,2-Trichloroethane	EPA-8260	U	0.010	1	MG/KG	09/17/2015	DLC
2-Hexanone	EPA-8260	U	0.050	1	MG/KG	09/17/2015	DLC
1,3-Dichloropropane	EPA-8260	U	0.010	1	MG/KG	09/17/2015	DLC
Tetrachloroethylene	EPA-8260	U	0.010	1	MG/KG	09/17/2015	DLC
Dibromochloromethane	EPA-8260	U	0.010	1	MG/KG	09/17/2015	DLC
1,2-Dibromoethane	EPA-8260	U	0.0050	1	MG/KG	09/17/2015	DLC



CERTIFICATE OF ANALYSIS

CLIENT:	Terracon 21905 - 64th Ave W, Suite 100 Mountlake Terrace, WA 98043	DATE:	9/29/2015
CLIENT CONTACT:	Mike Noll	ALS JOB#:	EV15090099
CLIENT PROJECT:	81157132	ALS SAMPLE#:	EV15090099-01
CLIENT SAMPLE ID	SB-4 S-3 @ 9.5-10'	DATE RECEIVED:	09/16/2015
		COLLECTION DATE:	9/16/2015 3:00:00 PM
		WDOE ACCREDITATION:	C601

SAMPLE DATA RESULTS

ANALYTE	METHOD	RESULTS	REPORTING LIMITS	DILUTION FACTOR	UNITS	ANALYSIS DATE	ANALYSIS BY
Chlorobenzene	EPA-8260	U	0.010	1	MG/KG	09/17/2015	DLC
1,1,1,2-Tetrachloroethane	EPA-8260	U	0.010	1	MG/KG	09/17/2015	DLC
Ethylbenzene	EPA-8260	U	0.010	1	MG/KG	09/17/2015	DLC
m,p-Xylene	EPA-8260	U	0.020	1	MG/KG	09/17/2015	DLC
Styrene	EPA-8260	U	0.010	1	MG/KG	09/17/2015	DLC
o-Xylene	EPA-8260	U	0.010	1	MG/KG	09/17/2015	DLC
Bromoform	EPA-8260	U	0.010	1	MG/KG	09/17/2015	DLC
Isopropylbenzene	EPA-8260	U	0.010	1	MG/KG	09/17/2015	DLC
1,1,2,2-Tetrachloroethane	EPA-8260	U	0.010	1	MG/KG	09/17/2015	DLC
1,2,3-Trichloropropane	EPA-8260	U	0.010	1	MG/KG	09/17/2015	DLC
Bromobenzene	EPA-8260	U	0.010	1	MG/KG	09/17/2015	DLC
N-Propyl Benzene	EPA-8260	U	0.010	1	MG/KG	09/17/2015	DLC
2-Chlorotoluene	EPA-8260	U	0.010	1	MG/KG	09/17/2015	DLC
1,3,5-Trimethylbenzene	EPA-8260	U	0.010	1	MG/KG	09/17/2015	DLC
4-Chlorotoluene	EPA-8260	U	0.010	1	MG/KG	09/17/2015	DLC
T-Butyl Benzene	EPA-8260	U	0.010	1	MG/KG	09/17/2015	DLC
1,2,4-Trimethylbenzene	EPA-8260	U	0.010	1	MG/KG	09/17/2015	DLC
S-Butyl Benzene	EPA-8260	U	0.010	1	MG/KG	09/17/2015	DLC
P-Isopropyltoluene	EPA-8260	U	0.010	1	MG/KG	09/17/2015	DLC
1,3-Dichlorobenzene	EPA-8260	U	0.010	1	MG/KG	09/17/2015	DLC
1,4-Dichlorobenzene	EPA-8260	U	0.010	1	MG/KG	09/17/2015	DLC
N-Butylbenzene	EPA-8260	U	0.010	1	MG/KG	09/17/2015	DLC
1,2-Dichlorobenzene	EPA-8260	U	0.010	1	MG/KG	09/17/2015	DLC
1,2-Dibromo 3-Chloropropane	EPA-8260	U	0.050	1	MG/KG	09/17/2015	DLC
1,2,4-Trichlorobenzene	EPA-8260	U	0.010	1	MG/KG	09/17/2015	DLC
Hexachlorobutadiene	EPA-8260	U	0.010	1	MG/KG	09/17/2015	DLC
Naphthalene	EPA-8260	U	0.010	1	MG/KG	09/17/2015	DLC
1,2,3-Trichlorobenzene	EPA-8260	U	0.010	1	MG/KG	09/17/2015	DLC

SURROGATE	METHOD	%REC	ANALYSIS DATE	ANALYSIS BY
1,2-Dichloroethane-d4	EPA-8260	110	09/17/2015	DLC
1,2-Dichloroethane-d4 10X Dilution	EPA-8260	98.6	09/19/2015	DLC
Toluene-d8	EPA-8260	101	09/17/2015	DLC
Toluene-d8 10X Dilution	EPA-8260	99.8	09/19/2015	DLC
4-Bromofluorobenzene	EPA-8260	97.5	09/17/2015	DLC
4-Bromofluorobenzene 10X Dilution	EPA-8260	98.6	09/19/2015	DLC

U - Analyte analyzed for but not detected at level above reporting limit.



CERTIFICATE OF ANALYSIS

CLIENT:	Terracon 21905 - 64th Ave W, Suite 100 Mountlake Terrace, WA 98043	DATE:	9/29/2015
CLIENT CONTACT:	Mike Noll	ALS JOB#:	EV15090099
CLIENT PROJECT:	81157132	ALS SAMPLE#:	EV15090099-02
CLIENT SAMPLE ID	SB-1 S-1 @ 1-1.5'	DATE RECEIVED:	09/16/2015
		COLLECTION DATE:	9/16/2015 9:45:00 AM
		WDOE ACCREDITATION:	C601

SAMPLE DATA RESULTS

ANALYTE	METHOD	RESULTS	REPORTING LIMITS	DILUTION FACTOR	UNITS	ANALYSIS DATE	ANALYSIS BY
Dichlorodifluoromethane	EPA-8260	U	0.071	1	MG/KG	09/28/2015	DLC
Chloromethane	EPA-8260	U	0.043	1	MG/KG	09/28/2015	DLC
Vinyl Chloride	EPA-8260	U	0.010	1	MG/KG	09/28/2015	DLC
Bromomethane	EPA-8260	U	0.036	1	MG/KG	09/28/2015	DLC
Chloroethane	EPA-8260	U	0.043	1	MG/KG	09/28/2015	DLC
Carbon Tetrachloride	EPA-8260	U	0.045	1	MG/KG	09/28/2015	DLC
Trichlorofluoromethane	EPA-8260	U	0.038	1	MG/KG	09/28/2015	DLC
Carbon Disulfide	EPA-8260	U	0.044	1	MG/KG	09/28/2015	DLC
Acetone	EPA-8260	U	0.083	1	MG/KG	09/28/2015	DLC
1,1-Dichloroethene	EPA-8260	U	0.010	1	MG/KG	09/28/2015	DLC
Methylene Chloride	EPA-8260	U	0.089	1	MG/KG	09/28/2015	DLC
Acrylonitrile	EPA-8260	U	0.046	1	MG/KG	09/28/2015	DLC
Methyl T-Butyl Ether	EPA-8260	U	0.045	1	MG/KG	09/28/2015	DLC
Trans-1,2-Dichloroethene	EPA-8260	U	0.043	1	MG/KG	09/28/2015	DLC
1,1-Dichloroethane	EPA-8260	U	0.043	1	MG/KG	09/28/2015	DLC
2-Butanone	EPA-8260	U	0.063	1	MG/KG	09/28/2015	DLC
Cis-1,2-Dichloroethene	EPA-8260	0.58	0.047	1	MG/KG	09/28/2015	DLC
2,2-Dichloropropane	EPA-8260	U	0.044	1	MG/KG	09/28/2015	DLC
Bromochloromethane	EPA-8260	U	0.077	1	MG/KG	09/28/2015	DLC
Chloroform	EPA-8260	U	0.044	1	MG/KG	09/28/2015	DLC
1,1,1-Trichloroethane	EPA-8260	U	0.040	1	MG/KG	09/28/2015	DLC
1,1-Dichloropropene	EPA-8260	U	0.040	1	MG/KG	09/28/2015	DLC
1,2-Dichloroethane	EPA-8260	U	0.010	1	MG/KG	09/28/2015	DLC
Benzene	EPA-8260	U	0.0050	1	MG/KG	09/28/2015	DLC
Trichloroethene	EPA-8260	0.31	0.010	1	MG/KG	09/28/2015	DLC
1,2-Dichloropropane	EPA-8260	U	0.040	1	MG/KG	09/28/2015	DLC
Dibromomethane	EPA-8260	U	0.051	1	MG/KG	09/28/2015	DLC
Bromodichloromethane	EPA-8260	U	0.045	1	MG/KG	09/28/2015	DLC
Trans-1,3-Dichloropropene	EPA-8260	U	0.048	1	MG/KG	09/28/2015	DLC
4-Methyl-2-Pentanone	EPA-8260	U	0.044	1	MG/KG	09/28/2015	DLC
Toluene	EPA-8260	U	0.046	1	MG/KG	09/28/2015	DLC
Cis-1,3-Dichloropropene	EPA-8260	U	0.046	1	MG/KG	09/28/2015	DLC
1,1,2-Trichloroethane	EPA-8260	U	0.048	1	MG/KG	09/28/2015	DLC
2-Hexanone	EPA-8260	U	0.031	1	MG/KG	09/28/2015	DLC
1,3-Dichloropropane	EPA-8260	U	0.046	1	MG/KG	09/28/2015	DLC
Tetrachloroethylene	EPA-8260	6.3	0.030	10	MG/KG	09/29/2015	DLC
Dibromochloromethane	EPA-8260	U	0.069	1	MG/KG	09/28/2015	DLC
1,2-Dibromoethane	EPA-8260	U	0.0050	1	MG/KG	09/28/2015	DLC
Chlorobenzene	EPA-8260	U	0.048	1	MG/KG	09/28/2015	DLC



CERTIFICATE OF ANALYSIS

CLIENT:	Terracon 21905 - 64th Ave W, Suite 100 Mountlake Terrace, WA 98043	DATE:	9/29/2015
CLIENT CONTACT:	Mike Noll	ALS JOB#:	EV15090099
CLIENT PROJECT:	81157132	ALS SAMPLE#:	EV15090099-02
CLIENT SAMPLE ID	SB-1 S-1 @ 1-1.5'	DATE RECEIVED:	09/16/2015
		COLLECTION DATE:	9/16/2015 9:45:00 AM
		WDOE ACCREDITATION:	C601

SAMPLE DATA RESULTS

ANALYTE	METHOD	RESULTS	REPORTING LIMITS	DILUTION FACTOR	UNITS	ANALYSIS DATE	ANALYSIS BY
1,1,1,2-Tetrachloroethane	EPA-8260	U	0.037	1	MG/KG	09/28/2015	DLC
Ethylbenzene	EPA-8260	U	0.047	1	MG/KG	09/28/2015	DLC
m,p-Xylene	EPA-8260	U	0.084	1	MG/KG	09/28/2015	DLC
Styrene	EPA-8260	U	0.036	1	MG/KG	09/28/2015	DLC
o-Xylene	EPA-8260	U	0.040	1	MG/KG	09/28/2015	DLC
Bromoform	EPA-8260	U	0.051	1	MG/KG	09/28/2015	DLC
Isopropylbenzene	EPA-8260	U	0.039	1	MG/KG	09/28/2015	DLC
1,1,2,2-Tetrachloroethane	EPA-8260	U	0.049	1	MG/KG	09/28/2015	DLC
1,2,3-Trichloropropane	EPA-8260	U	0.052	1	MG/KG	09/28/2015	DLC
Bromobenzene	EPA-8260	U	0.050	1	MG/KG	09/28/2015	DLC
N-Propyl Benzene	EPA-8260	U	0.048	1	MG/KG	09/28/2015	DLC
2-Chlorotoluene	EPA-8260	U	0.050	1	MG/KG	09/28/2015	DLC
1,3,5-Trimethylbenzene	EPA-8260	U	0.036	1	MG/KG	09/28/2015	DLC
4-Chlorotoluene	EPA-8260	U	0.071	1	MG/KG	09/28/2015	DLC
T-Butyl Benzene	EPA-8260	U	0.046	1	MG/KG	09/28/2015	DLC
1,2,4-Trimethylbenzene	EPA-8260	U	0.039	1	MG/KG	09/28/2015	DLC
S-Butyl Benzene	EPA-8260	U	0.042	1	MG/KG	09/28/2015	DLC
P-Isopropyltoluene	EPA-8260	U	0.034	1	MG/KG	09/28/2015	DLC
1,3-Dichlorobenzene	EPA-8260	U	0.050	1	MG/KG	09/28/2015	DLC
1,4-Dichlorobenzene	EPA-8260	U	0.047	1	MG/KG	09/28/2015	DLC
N-Butylbenzene	EPA-8260	U	0.037	1	MG/KG	09/28/2015	DLC
1,2-Dichlorobenzene	EPA-8260	U	0.050	1	MG/KG	09/28/2015	DLC
1,2-Dibromo 3-Chloropropane	EPA-8260	U	0.059	1	MG/KG	09/28/2015	DLC
1,2,4-Trichlorobenzene	EPA-8260	U	0.044	1	MG/KG	09/28/2015	DLC
Hexachlorobutadiene	EPA-8260	U	0.052	1	MG/KG	09/28/2015	DLC
Naphthalene	EPA-8260	U	0.049	1	MG/KG	09/28/2015	DLC
1,2,3-Trichlorobenzene	EPA-8260	U	0.047	1	MG/KG	09/28/2015	DLC

SURROGATE	METHOD	%REC	ANALYSIS DATE	ANALYSIS BY
1,2-Dichloroethane-d4	EPA-8260	97.6	09/28/2015	DLC
1,2-Dichloroethane-d4 10X Dilution	EPA-8260	105	09/29/2015	DLC
Toluene-d8	EPA-8260	97.7	09/28/2015	DLC
Toluene-d8 10X Dilution	EPA-8260	97.5	09/29/2015	DLC
4-Bromofluorobenzene	EPA-8260	98.5	09/28/2015	DLC
4-Bromofluorobenzene 10X Dilution	EPA-8260	98.5	09/29/2015	DLC

U - Analyte analyzed for but not detected at level above reporting limit.



CERTIFICATE OF ANALYSIS

CLIENT:	Terracon 21905 - 64th Ave W, Suite 100 Mountlake Terrace, WA 98043	DATE:	9/29/2015
CLIENT CONTACT:	Mike Noll	ALS JOB#:	EV15090099
CLIENT PROJECT:	81157132	ALS SAMPLE#:	EV15090099-03
CLIENT SAMPLE ID	SB-2 S-8 @ 19-19.5'	DATE RECEIVED:	09/16/2015
		COLLECTION DATE:	9/16/2015 12:50:00 PM
		WDOE ACCREDITATION:	C601

SAMPLE DATA RESULTS

ANALYTE	METHOD	RESULTS	REPORTING LIMITS	DILUTION FACTOR	UNITS	ANALYSIS DATE	ANALYSIS BY
Dichlorodifluoromethane	EPA-8260	U	0.10	1	MG/KG	09/28/2015	DLC
Chloromethane	EPA-8260	U	0.062	1	MG/KG	09/28/2015	DLC
Vinyl Chloride	EPA-8260	U	0.010	1	MG/KG	09/28/2015	DLC
Bromomethane	EPA-8260	U	0.052	1	MG/KG	09/28/2015	DLC
Chloroethane	EPA-8260	U	0.062	1	MG/KG	09/28/2015	DLC
Carbon Tetrachloride	EPA-8260	U	0.066	1	MG/KG	09/28/2015	DLC
Trichlorofluoromethane	EPA-8260	U	0.055	1	MG/KG	09/28/2015	DLC
Carbon Disulfide	EPA-8260	U	0.064	1	MG/KG	09/28/2015	DLC
Acetone	EPA-8260	U	0.12	1	MG/KG	09/28/2015	DLC
1,1-Dichloroethene	EPA-8260	U	0.010	1	MG/KG	09/28/2015	DLC
Methylene Chloride	EPA-8260	U	0.13	1	MG/KG	09/28/2015	DLC
Acrylonitrile	EPA-8260	U	0.067	1	MG/KG	09/28/2015	DLC
Methyl T-Butyl Ether	EPA-8260	U	0.065	1	MG/KG	09/28/2015	DLC
Trans-1,2-Dichloroethene	EPA-8260	U	0.062	1	MG/KG	09/28/2015	DLC
1,1-Dichloroethane	EPA-8260	U	0.063	1	MG/KG	09/28/2015	DLC
2-Butanone	EPA-8260	U	0.092	1	MG/KG	09/28/2015	DLC
Cis-1,2-Dichloroethene	EPA-8260	U	0.068	1	MG/KG	09/28/2015	DLC
2,2-Dichloropropane	EPA-8260	U	0.064	1	MG/KG	09/28/2015	DLC
Bromochloromethane	EPA-8260	U	0.11	1	MG/KG	09/28/2015	DLC
Chloroform	EPA-8260	U	0.064	1	MG/KG	09/28/2015	DLC
1,1,1-Trichloroethane	EPA-8260	U	0.058	1	MG/KG	09/28/2015	DLC
1,1-Dichloropropene	EPA-8260	U	0.058	1	MG/KG	09/28/2015	DLC
1,2-Dichloroethane	EPA-8260	U	0.010	1	MG/KG	09/28/2015	DLC
Benzene	EPA-8260	U	0.0050	1	MG/KG	09/28/2015	DLC
Trichloroethene	EPA-8260	U	0.010	1	MG/KG	09/28/2015	DLC
1,2-Dichloropropane	EPA-8260	U	0.058	1	MG/KG	09/28/2015	DLC
Dibromomethane	EPA-8260	U	0.073	1	MG/KG	09/28/2015	DLC
Bromodichloromethane	EPA-8260	U	0.065	1	MG/KG	09/28/2015	DLC
Trans-1,3-Dichloropropene	EPA-8260	U	0.069	1	MG/KG	09/28/2015	DLC
4-Methyl-2-Pentanone	EPA-8260	U	0.064	1	MG/KG	09/28/2015	DLC
Toluene	EPA-8260	U	0.066	1	MG/KG	09/28/2015	DLC
Cis-1,3-Dichloropropene	EPA-8260	U	0.067	1	MG/KG	09/28/2015	DLC
1,1,2-Trichloroethane	EPA-8260	U	0.069	1	MG/KG	09/28/2015	DLC
2-Hexanone	EPA-8260	U	0.045	1	MG/KG	09/28/2015	DLC
1,3-Dichloropropane	EPA-8260	U	0.067	1	MG/KG	09/28/2015	DLC
Tetrachloroethylene	EPA-8260	U	0.010	1	MG/KG	09/28/2015	DLC
Dibromochloromethane	EPA-8260	U	0.10	1	MG/KG	09/28/2015	DLC
1,2-Dibromoethane	EPA-8260	U	0.0050	1	MG/KG	09/28/2015	DLC
Chlorobenzene	EPA-8260	U	0.069	1	MG/KG	09/28/2015	DLC



CERTIFICATE OF ANALYSIS

CLIENT:	Terracon 21905 - 64th Ave W, Suite 100 Mountlake Terrace, WA 98043	DATE:	9/29/2015
CLIENT CONTACT:	Mike Noll	ALS JOB#:	EV15090099
CLIENT PROJECT:	81157132	ALS SAMPLE#:	EV15090099-03
CLIENT SAMPLE ID	SB-2 S-8 @ 19-19.5'	DATE RECEIVED:	09/16/2015
		COLLECTION DATE:	9/16/2015 12:50:00 PM
		WDOE ACCREDITATION:	C601

SAMPLE DATA RESULTS

ANALYTE	METHOD	RESULTS	REPORTING LIMITS	DILUTION FACTOR	UNITS	ANALYSIS DATE	ANALYSIS BY
1,1,1,2-Tetrachloroethane	EPA-8260	U	0.054	1	MG/KG	09/28/2015	DLC
Ethylbenzene	EPA-8260	U	0.068	1	MG/KG	09/28/2015	DLC
m,p-Xylene	EPA-8260	U	0.12	1	MG/KG	09/28/2015	DLC
Styrene	EPA-8260	U	0.052	1	MG/KG	09/28/2015	DLC
o-Xylene	EPA-8260	U	0.058	1	MG/KG	09/28/2015	DLC
Bromoform	EPA-8260	U	0.074	1	MG/KG	09/28/2015	DLC
Isopropylbenzene	EPA-8260	U	0.057	1	MG/KG	09/28/2015	DLC
1,1,2,2-Tetrachloroethane	EPA-8260	U	0.072	1	MG/KG	09/28/2015	DLC
1,2,3-Trichloropropane	EPA-8260	U	0.075	1	MG/KG	09/28/2015	DLC
Bromobenzene	EPA-8260	U	0.072	1	MG/KG	09/28/2015	DLC
N-Propyl Benzene	EPA-8260	U	0.069	1	MG/KG	09/28/2015	DLC
2-Chlorotoluene	EPA-8260	U	0.072	1	MG/KG	09/28/2015	DLC
1,3,5-Trimethylbenzene	EPA-8260	U	0.052	1	MG/KG	09/28/2015	DLC
4-Chlorotoluene	EPA-8260	U	0.10	1	MG/KG	09/28/2015	DLC
T-Butyl Benzene	EPA-8260	U	0.067	1	MG/KG	09/28/2015	DLC
1,2,4-Trimethylbenzene	EPA-8260	U	0.056	1	MG/KG	09/28/2015	DLC
S-Butyl Benzene	EPA-8260	U	0.061	1	MG/KG	09/28/2015	DLC
P-Isopropyltoluene	EPA-8260	U	0.050	1	MG/KG	09/28/2015	DLC
1,3-Dichlorobenzene	EPA-8260	U	0.073	1	MG/KG	09/28/2015	DLC
1,4-Dichlorobenzene	EPA-8260	U	0.068	1	MG/KG	09/28/2015	DLC
N-Butylbenzene	EPA-8260	U	0.054	1	MG/KG	09/28/2015	DLC
1,2-Dichlorobenzene	EPA-8260	U	0.073	1	MG/KG	09/28/2015	DLC
1,2-Dibromo 3-Chloropropane	EPA-8260	U	0.085	1	MG/KG	09/28/2015	DLC
1,2,4-Trichlorobenzene	EPA-8260	U	0.063	1	MG/KG	09/28/2015	DLC
Hexachlorobutadiene	EPA-8260	U	0.075	1	MG/KG	09/28/2015	DLC
Naphthalene	EPA-8260	U	0.072	1	MG/KG	09/28/2015	DLC
1,2,3-Trichlorobenzene	EPA-8260	U	0.068	1	MG/KG	09/28/2015	DLC

SURROGATE	METHOD	%REC	ANALYSIS DATE	ANALYSIS BY
1,2-Dichloroethane-d4	EPA-8260	102	09/28/2015	DLC
Toluene-d8	EPA-8260	98.2	09/28/2015	DLC
4-Bromofluorobenzene	EPA-8260	98.1	09/28/2015	DLC

U - Analyte analyzed for but not detected at level above reporting limit.



CERTIFICATE OF ANALYSIS

CLIENT:	Terracon 21905 - 64th Ave W, Suite 100 Mountlake Terrace, WA 98043	DATE:	9/29/2015
CLIENT CONTACT:	Mike Noll	ALS JOB#:	EV15090099
CLIENT PROJECT:	81157132	ALS SAMPLE#:	EV15090099-04
CLIENT SAMPLE ID	SB-2 S-5 @ 13-13.5'	DATE RECEIVED:	09/16/2015
		COLLECTION DATE:	9/16/2015 12:25:00 PM
		WDOE ACCREDITATION:	C601

SAMPLE DATA RESULTS

ANALYTE	METHOD	RESULTS	REPORTING LIMITS	DILUTION FACTOR	UNITS	ANALYSIS DATE	ANALYSIS BY
Dichlorodifluoromethane	EPA-8260	U	0.010	1	MG/KG	09/17/2015	DLC
Chloromethane	EPA-8260	U	0.010	1	MG/KG	09/17/2015	DLC
Vinyl Chloride	EPA-8260	0.022	0.010	1	MG/KG	09/17/2015	DLC
Bromomethane	EPA-8260	U	0.010	1	MG/KG	09/17/2015	DLC
Chloroethane	EPA-8260	U	0.010	1	MG/KG	09/17/2015	DLC
Carbon Tetrachloride	EPA-8260	U	0.010	1	MG/KG	09/17/2015	DLC
Trichlorofluoromethane	EPA-8260	U	0.010	1	MG/KG	09/17/2015	DLC
Carbon Disulfide	EPA-8260	U	0.010	1	MG/KG	09/17/2015	DLC
Acetone	EPA-8260	U	0.050	1	MG/KG	09/17/2015	DLC
1,1-Dichloroethene	EPA-8260	U	0.010	1	MG/KG	09/17/2015	DLC
Methylene Chloride	EPA-8260	U	0.020	1	MG/KG	09/17/2015	DLC
Acrylonitrile	EPA-8260	U	0.050	1	MG/KG	09/17/2015	DLC
Methyl T-Butyl Ether	EPA-8260	U	0.010	1	MG/KG	09/17/2015	DLC
Trans-1,2-Dichloroethene	EPA-8260	U	0.010	1	MG/KG	09/17/2015	DLC
1,1-Dichloroethane	EPA-8260	U	0.010	1	MG/KG	09/17/2015	DLC
2-Butanone	EPA-8260	U	0.050	1	MG/KG	09/17/2015	DLC
Cis-1,2-Dichloroethene	EPA-8260	22	6.4	100	MG/KG	09/19/2015	DLC
2,2-Dichloropropane	EPA-8260	U	0.010	1	MG/KG	09/17/2015	DLC
Bromochloromethane	EPA-8260	U	0.010	1	MG/KG	09/17/2015	DLC
Chloroform	EPA-8260	U	0.010	1	MG/KG	09/17/2015	DLC
1,1,1-Trichloroethane	EPA-8260	U	0.010	1	MG/KG	09/17/2015	DLC
1,1-Dichloropropene	EPA-8260	U	0.010	1	MG/KG	09/17/2015	DLC
1,2-Dichloroethane	EPA-8260	U	0.010	1	MG/KG	09/17/2015	DLC
Benzene	EPA-8260	U	0.0050	1	MG/KG	09/17/2015	DLC
Trichloroethene	EPA-8260	9.4	0.43	100	MG/KG	09/19/2015	DLC
1,2-Dichloropropane	EPA-8260	U	0.010	1	MG/KG	09/17/2015	DLC
Dibromomethane	EPA-8260	U	0.010	1	MG/KG	09/17/2015	DLC
Bromodichloromethane	EPA-8260	U	0.010	1	MG/KG	09/17/2015	DLC
Trans-1,3-Dichloropropene	EPA-8260	U	0.010	1	MG/KG	09/17/2015	DLC
4-Methyl-2-Pentanone	EPA-8260	U	0.050	1	MG/KG	09/17/2015	DLC
Toluene	EPA-8260	U	0.010	1	MG/KG	09/17/2015	DLC
Cis-1,3-Dichloropropene	EPA-8260	U	0.010	1	MG/KG	09/17/2015	DLC
1,1,2-Trichloroethane	EPA-8260	U	0.010	1	MG/KG	09/17/2015	DLC
2-Hexanone	EPA-8260	U	0.050	1	MG/KG	09/17/2015	DLC
1,3-Dichloropropane	EPA-8260	U	0.010	1	MG/KG	09/17/2015	DLC
Tetrachloroethylene	EPA-8260	130	0.41	100	MG/KG	09/19/2015	DLC
Dibromochloromethane	EPA-8260	U	0.010	1	MG/KG	09/17/2015	DLC
1,2-Dibromoethane	EPA-8260	U	0.0050	1	MG/KG	09/17/2015	DLC
Chlorobenzene	EPA-8260	U	0.010	1	MG/KG	09/17/2015	DLC



CERTIFICATE OF ANALYSIS

CLIENT:	Terracon 21905 - 64th Ave W, Suite 100 Mountlake Terrace, WA 98043	DATE:	9/29/2015
CLIENT CONTACT:	Mike Noll	ALS JOB#:	EV15090099
CLIENT PROJECT:	81157132	ALS SAMPLE#:	EV15090099-04
CLIENT SAMPLE ID	SB-2 S-5 @ 13-13.5'	DATE RECEIVED:	09/16/2015
		COLLECTION DATE:	9/16/2015 12:25:00 PM
		WDOE ACCREDITATION:	C601

SAMPLE DATA RESULTS

ANALYTE	METHOD	RESULTS	REPORTING LIMITS	DILUTION FACTOR	UNITS	ANALYSIS DATE	ANALYSIS BY
1,1,1,2-Tetrachloroethane	EPA-8260	U	0.010	1	MG/KG	09/17/2015	DLC
Ethylbenzene	EPA-8260	U	0.010	1	MG/KG	09/17/2015	DLC
m,p-Xylene	EPA-8260	U	0.020	1	MG/KG	09/17/2015	DLC
Styrene	EPA-8260	U	0.010	1	MG/KG	09/17/2015	DLC
o-Xylene	EPA-8260	U	0.010	1	MG/KG	09/17/2015	DLC
Bromoform	EPA-8260	U	0.010	1	MG/KG	09/17/2015	DLC
Isopropylbenzene	EPA-8260	U	0.010	1	MG/KG	09/17/2015	DLC
1,1,2,2-Tetrachloroethane	EPA-8260	U	0.010	1	MG/KG	09/17/2015	DLC
1,2,3-Trichloropropane	EPA-8260	U	0.010	1	MG/KG	09/17/2015	DLC
Bromobenzene	EPA-8260	U	0.010	1	MG/KG	09/17/2015	DLC
N-Propyl Benzene	EPA-8260	U	0.010	1	MG/KG	09/17/2015	DLC
2-Chlorotoluene	EPA-8260	U	0.010	1	MG/KG	09/17/2015	DLC
1,3,5-Trimethylbenzene	EPA-8260	U	0.010	1	MG/KG	09/17/2015	DLC
4-Chlorotoluene	EPA-8260	U	0.010	1	MG/KG	09/17/2015	DLC
T-Butyl Benzene	EPA-8260	U	0.010	1	MG/KG	09/17/2015	DLC
1,2,4-Trimethylbenzene	EPA-8260	U	0.010	1	MG/KG	09/17/2015	DLC
S-Butyl Benzene	EPA-8260	U	0.010	1	MG/KG	09/17/2015	DLC
P-Isopropyltoluene	EPA-8260	U	0.010	1	MG/KG	09/17/2015	DLC
1,3-Dichlorobenzene	EPA-8260	U	0.010	1	MG/KG	09/17/2015	DLC
1,4-Dichlorobenzene	EPA-8260	U	0.010	1	MG/KG	09/17/2015	DLC
N-Butylbenzene	EPA-8260	U	0.010	1	MG/KG	09/17/2015	DLC
1,2-Dichlorobenzene	EPA-8260	U	0.010	1	MG/KG	09/17/2015	DLC
1,2-Dibromo 3-Chloropropane	EPA-8260	U	0.050	1	MG/KG	09/17/2015	DLC
1,2,4-Trichlorobenzene	EPA-8260	U	0.010	1	MG/KG	09/17/2015	DLC
Hexachlorobutadiene	EPA-8260	U	0.010	1	MG/KG	09/17/2015	DLC
Naphthalene	EPA-8260	U	0.010	1	MG/KG	09/17/2015	DLC
1,2,3-Trichlorobenzene	EPA-8260	U	0.010	1	MG/KG	09/17/2015	DLC

SURROGATE	METHOD	%REC	ANALYSIS DATE	ANALYSIS BY
1,2-Dichloroethane-d4	EPA-8260	108	09/17/2015	DLC
1,2-Dichloroethane-d4 100X Dilution	EPA-8260	98.3	09/19/2015	DLC
Toluene-d8	EPA-8260	98.3	09/17/2015	DLC
Toluene-d8 100X Dilution	EPA-8260	99.8	09/19/2015	DLC
4-Bromofluorobenzene	EPA-8260	97.3	09/17/2015	DLC
4-Bromofluorobenzene 100X Dilution	EPA-8260	99.1	09/19/2015	DLC

U - Analyte analyzed for but not detected at level above reporting limit.



CERTIFICATE OF ANALYSIS

CLIENT:	Terracon 21905 - 64th Ave W, Suite 100 Mountlake Terrace, WA 98043	DATE:	9/29/2015
CLIENT CONTACT:	Mike Noll	ALS JOB#:	EV15090099
CLIENT PROJECT:	81157132	ALS SAMPLE#:	EV15090099-05
CLIENT SAMPLE ID	SB-3, S-2, 2.5-3'	DATE RECEIVED:	09/16/2015
		COLLECTION DATE:	9/16/2015 2:00:00 PM
		WDOE ACCREDITATION:	C601

SAMPLE DATA RESULTS

ANALYTE	METHOD	RESULTS	REPORTING LIMITS	DILUTION FACTOR	UNITS	ANALYSIS DATE	ANALYSIS BY
Dichlorodifluoromethane	EPA-8260	U	8.4	100	MG/KG	09/19/2015	DLC
Chloromethane	EPA-8260	U	5.0	100	MG/KG	09/19/2015	DLC
Vinyl Chloride	EPA-8260	U	0.22	100	MG/KG	09/19/2015	DLC
Bromomethane	EPA-8260	U	4.2	100	MG/KG	09/19/2015	DLC
Chloroethane	EPA-8260	U	5.0	100	MG/KG	09/19/2015	DLC
Carbon Tetrachloride	EPA-8260	U	5.3	100	MG/KG	09/19/2015	DLC
Trichlorofluoromethane	EPA-8260	U	4.4	100	MG/KG	09/19/2015	DLC
Carbon Disulfide	EPA-8260	U	5.2	100	MG/KG	09/19/2015	DLC
Acetone	EPA-8260	U	9.8	100	MG/KG	09/19/2015	DLC
1,1-Dichloroethene	EPA-8260	U	0.22	100	MG/KG	09/19/2015	DLC
Methylene Chloride	EPA-8260	U	10	100	MG/KG	09/19/2015	DLC
Acrylonitrile	EPA-8260	U	5.4	100	MG/KG	09/19/2015	DLC
Methyl T-Butyl Ether	EPA-8260	U	5.2	100	MG/KG	09/19/2015	DLC
Trans-1,2-Dichloroethene	EPA-8260	U	5.0	100	MG/KG	09/19/2015	DLC
1,1-Dichloroethane	EPA-8260	U	5.1	100	MG/KG	09/19/2015	DLC
2-Butanone	EPA-8260	U	7.4	100	MG/KG	09/19/2015	DLC
Cis-1,2-Dichloroethene	EPA-8260	32	5.5	100	MG/KG	09/19/2015	DLC
2,2-Dichloropropane	EPA-8260	U	5.2	100	MG/KG	09/19/2015	DLC
Bromochloromethane	EPA-8260	U	9.0	100	MG/KG	09/19/2015	DLC
Chloroform	EPA-8260	U	5.2	100	MG/KG	09/19/2015	DLC
1,1,1-Trichloroethane	EPA-8260	U	4.7	100	MG/KG	09/19/2015	DLC
1,1-Dichloropropene	EPA-8260	U	4.7	100	MG/KG	09/19/2015	DLC
1,2-Dichloroethane	EPA-8260	U	0.13	100	MG/KG	09/19/2015	DLC
Benzene	EPA-8260	U	0.17	100	MG/KG	09/19/2015	DLC
Trichloroethene	EPA-8260	140	0.36	100	MG/KG	09/19/2015	DLC
1,2-Dichloropropane	EPA-8260	U	4.7	100	MG/KG	09/19/2015	DLC
Dibromomethane	EPA-8260	U	5.9	100	MG/KG	09/19/2015	DLC
Bromodichloromethane	EPA-8260	U	5.2	100	MG/KG	09/19/2015	DLC
Trans-1,3-Dichloropropene	EPA-8260	U	5.6	100	MG/KG	09/19/2015	DLC
4-Methyl-2-Pentanone	EPA-8260	U	5.2	100	MG/KG	09/19/2015	DLC
Toluene	EPA-8260	U	5.4	100	MG/KG	09/19/2015	DLC
Cis-1,3-Dichloropropene	EPA-8260	U	5.4	100	MG/KG	09/19/2015	DLC
1,1,2-Trichloroethane	EPA-8260	U	5.6	100	MG/KG	09/19/2015	DLC
2-Hexanone	EPA-8260	U	3.6	100	MG/KG	09/19/2015	DLC
1,3-Dichloropropane	EPA-8260	U	5.4	100	MG/KG	09/19/2015	DLC
Tetrachloroethylene	EPA-8260	8400	17	5000	MG/KG	09/21/2015	DLC
Dibromochloromethane	EPA-8260	U	8.1	100	MG/KG	09/19/2015	DLC
1,2-Dibromoethane	EPA-8260	U	0.17	100	MG/KG	09/19/2015	DLC
Chlorobenzene	EPA-8260	U	5.6	100	MG/KG	09/19/2015	DLC



CERTIFICATE OF ANALYSIS

CLIENT:	Terracon 21905 - 64th Ave W, Suite 100 Mountlake Terrace, WA 98043	DATE:	9/29/2015
CLIENT CONTACT:	Mike Noll	ALS JOB#:	EV15090099
CLIENT PROJECT:	81157132	ALS SAMPLE#:	EV15090099-05
CLIENT SAMPLE ID	SB-3, S-2, 2.5-3'	DATE RECEIVED:	09/16/2015
		COLLECTION DATE:	9/16/2015 2:00:00 PM
		WDOE ACCREDITATION:	C601

SAMPLE DATA RESULTS

ANALYTE	METHOD	RESULTS	REPORTING LIMITS	DILUTION FACTOR	UNITS	ANALYSIS DATE	ANALYSIS BY
1,1,1,2-Tetrachloroethane	EPA-8260	U	4.3	100	MG/KG	09/19/2015	DLC
Ethylbenzene	EPA-8260	U	5.5	100	MG/KG	09/19/2015	DLC
m,p-Xylene	EPA-8260	U	9.9	100	MG/KG	09/19/2015	DLC
Styrene	EPA-8260	U	4.2	100	MG/KG	09/19/2015	DLC
o-Xylene	EPA-8260	U	4.7	100	MG/KG	09/19/2015	DLC
Bromoform	EPA-8260	U	6.0	100	MG/KG	09/19/2015	DLC
Isopropylbenzene	EPA-8260	U	4.6	100	MG/KG	09/19/2015	DLC
1,1,2,2-Tetrachloroethane	EPA-8260	U	5.8	100	MG/KG	09/19/2015	DLC
1,2,3-Trichloropropane	EPA-8260	U	6.1	100	MG/KG	09/19/2015	DLC
Bromobenzene	EPA-8260	U	5.8	100	MG/KG	09/19/2015	DLC
N-Propyl Benzene	EPA-8260	U	5.6	100	MG/KG	09/19/2015	DLC
2-Chlorotoluene	EPA-8260	U	5.8	100	MG/KG	09/19/2015	DLC
1,3,5-Trimethylbenzene	EPA-8260	U	4.2	100	MG/KG	09/19/2015	DLC
4-Chlorotoluene	EPA-8260	U	8.3	100	MG/KG	09/19/2015	DLC
T-Butyl Benzene	EPA-8260	U	5.4	100	MG/KG	09/19/2015	DLC
1,2,4-Trimethylbenzene	EPA-8260	U	4.5	100	MG/KG	09/19/2015	DLC
S-Butyl Benzene	EPA-8260	U	4.9	100	MG/KG	09/19/2015	DLC
P-Isopropyltoluene	EPA-8260	U	4.0	100	MG/KG	09/19/2015	DLC
1,3-Dichlorobenzene	EPA-8260	U	5.9	100	MG/KG	09/19/2015	DLC
1,4-Dichlorobenzene	EPA-8260	U	5.5	100	MG/KG	09/19/2015	DLC
N-Butylbenzene	EPA-8260	U	4.4	100	MG/KG	09/19/2015	DLC
1,2-Dichlorobenzene	EPA-8260	U	5.9	100	MG/KG	09/19/2015	DLC
1,2-Dibromo 3-Chloropropane	EPA-8260	U	6.9	100	MG/KG	09/19/2015	DLC
1,2,4-Trichlorobenzene	EPA-8260	U	5.1	100	MG/KG	09/19/2015	DLC
Hexachlorobutadiene	EPA-8260	U	6.1	100	MG/KG	09/19/2015	DLC
Naphthalene	EPA-8260	U	5.8	100	MG/KG	09/19/2015	DLC
1,2,3-Trichlorobenzene	EPA-8260	U	5.5	100	MG/KG	09/19/2015	DLC

SURROGATE	METHOD	%REC	ANALYSIS DATE	ANALYSIS BY
1,2-Dichloroethane-d4 100X Dilution	EPA-8260	97.7	09/19/2015	DLC
1,2-Dichloroethane-d4 5000X Dilution	EPA-8260	97.0	09/21/2015	DLC
Toluene-d8 100X Dilution	EPA-8260	101	09/19/2015	DLC
Toluene-d8 5000X Dilution	EPA-8260	105	09/21/2015	DLC
4-Bromofluorobenzene 100X Dilution	EPA-8260	98.9	09/19/2015	DLC
4-Bromofluorobenzene 5000X Dilution	EPA-8260	97.5	09/21/2015	DLC

U - Analyte analyzed for but not detected at level above reporting limit.



CERTIFICATE OF ANALYSIS

CLIENT:	Terracon 21905 - 64th Ave W, Suite 100 Mountlake Terrace, WA 98043	DATE:	9/29/2015
CLIENT CONTACT:	Mike Noll	ALS JOB#:	EV15090099
CLIENT PROJECT:	81157132	ALS SAMPLE#:	EV15090099-07
CLIENT SAMPLE ID	SB-1 S-7 @ 15-15.5'	DATE RECEIVED:	09/16/2015
		COLLECTION DATE:	9/16/2015 10:30:00 AM
		WDOE ACCREDITATION:	C601

SAMPLE DATA RESULTS

ANALYTE	METHOD	RESULTS	REPORTING LIMITS	DILUTION FACTOR	UNITS	ANALYSIS DATE	ANALYSIS BY
Dichlorodifluoromethane	EPA-8260	U	0.095	1	MG/KG	09/28/2015	DLC
Chloromethane	EPA-8260	U	0.057	1	MG/KG	09/28/2015	DLC
Vinyl Chloride	EPA-8260	0.045 F3	0.010	1	MG/KG	09/28/2015	DLC
Bromomethane	EPA-8260	U	0.048	1	MG/KG	09/28/2015	DLC
Chloroethane	EPA-8260	U	0.057	1	MG/KG	09/28/2015	DLC
Carbon Tetrachloride	EPA-8260	U	0.060	1	MG/KG	09/28/2015	DLC
Trichlorofluoromethane	EPA-8260	U	0.050	1	MG/KG	09/28/2015	DLC
Carbon Disulfide	EPA-8260	U	0.058	1	MG/KG	09/28/2015	DLC
Acetone	EPA-8260	U	0.11	1	MG/KG	09/28/2015	DLC
1,1-Dichloroethene	EPA-8260	U	0.010	1	MG/KG	09/28/2015	DLC
Methylene Chloride	EPA-8260	U	0.12	1	MG/KG	09/28/2015	DLC
Acrylonitrile	EPA-8260	U	0.061	1	MG/KG	09/28/2015	DLC
Methyl T-Butyl Ether	EPA-8260	U	0.059	1	MG/KG	09/28/2015	DLC
Trans-1,2-Dichloroethene	EPA-8260	0.15	0.057	1	MG/KG	09/28/2015	DLC
1,1-Dichloroethane	EPA-8260	U	0.057	1	MG/KG	09/28/2015	DLC
2-Butanone	EPA-8260	U	0.084	1	MG/KG	09/28/2015	DLC
Cis-1,2-Dichloroethene	EPA-8260	4.0	0.62	10	MG/KG	09/29/2015	DLC
2,2-Dichloropropane	EPA-8260	U	0.059	1	MG/KG	09/28/2015	DLC
Bromochloromethane	EPA-8260	U	0.10	1	MG/KG	09/28/2015	DLC
Chloroform	EPA-8260	U	0.059	1	MG/KG	09/28/2015	DLC
1,1,1-Trichloroethane	EPA-8260	U	0.053	1	MG/KG	09/28/2015	DLC
1,1-Dichloropropene	EPA-8260	U	0.053	1	MG/KG	09/28/2015	DLC
1,2-Dichloroethane	EPA-8260	U	0.010	1	MG/KG	09/28/2015	DLC
Benzene	EPA-8260	U	0.0050	1	MG/KG	09/28/2015	DLC
Trichloroethene	EPA-8260	0.25	0.010	1	MG/KG	09/28/2015	DLC
1,2-Dichloropropane	EPA-8260	U	0.053	1	MG/KG	09/28/2015	DLC
Dibromomethane	EPA-8260	U	0.067	1	MG/KG	09/28/2015	DLC
Bromodichloromethane	EPA-8260	U	0.059	1	MG/KG	09/28/2015	DLC
Trans-1,3-Dichloropropene	EPA-8260	U	0.063	1	MG/KG	09/28/2015	DLC
4-Methyl-2-Pentanone	EPA-8260	U	0.059	1	MG/KG	09/28/2015	DLC
Toluene	EPA-8260	U	0.061	1	MG/KG	09/28/2015	DLC
Cis-1,3-Dichloropropene	EPA-8260	U	0.061	1	MG/KG	09/28/2015	DLC
1,1,2-Trichloroethane	EPA-8260	U	0.063	1	MG/KG	09/28/2015	DLC
2-Hexanone	EPA-8260	U	0.041	1	MG/KG	09/28/2015	DLC
1,3-Dichloropropane	EPA-8260	U	0.062	1	MG/KG	09/28/2015	DLC
Tetrachloroethylene	EPA-8260	0.066	0.010	1	MG/KG	09/28/2015	DLC
Dibromochloromethane	EPA-8260	U	0.091	1	MG/KG	09/28/2015	DLC
1,2-Dibromoethane	EPA-8260	U	0.0050	1	MG/KG	09/28/2015	DLC
Chlorobenzene	EPA-8260	U	0.063	1	MG/KG	09/28/2015	DLC



CERTIFICATE OF ANALYSIS

CLIENT:	Terracon 21905 - 64th Ave W, Suite 100 Mountlake Terrace, WA 98043	DATE:	9/29/2015
CLIENT CONTACT:	Mike Noll	ALS JOB#:	EV15090099
CLIENT PROJECT:	81157132	ALS SAMPLE#:	EV15090099-07
CLIENT SAMPLE ID	SB-1 S-7 @ 15-15.5'	DATE RECEIVED:	09/16/2015
		COLLECTION DATE:	9/16/2015 10:30:00 AM
		WDOE ACCREDITATION:	C601

SAMPLE DATA RESULTS

ANALYTE	METHOD	RESULTS	REPORTING LIMITS	DILUTION FACTOR	UNITS	ANALYSIS DATE	ANALYSIS BY
1,1,1,2-Tetrachloroethane	EPA-8260	U	0.049	1	MG/KG	09/28/2015	DLC
Ethylbenzene	EPA-8260	U	0.062	1	MG/KG	09/28/2015	DLC
m,p-Xylene	EPA-8260	U	0.11	1	MG/KG	09/28/2015	DLC
Styrene	EPA-8260	U	0.048	1	MG/KG	09/28/2015	DLC
o-Xylene	EPA-8260	U	0.053	1	MG/KG	09/28/2015	DLC
Bromoform	EPA-8260	U	0.068	1	MG/KG	09/28/2015	DLC
Isopropylbenzene	EPA-8260	U	0.052	1	MG/KG	09/28/2015	DLC
1,1,2,2-Tetrachloroethane	EPA-8260	U	0.065	1	MG/KG	09/28/2015	DLC
1,2,3-Trichloropropane	EPA-8260	U	0.069	1	MG/KG	09/28/2015	DLC
Bromobenzene	EPA-8260	U	0.066	1	MG/KG	09/28/2015	DLC
N-Propyl Benzene	EPA-8260	U	0.063	1	MG/KG	09/28/2015	DLC
2-Chlorotoluene	EPA-8260	U	0.066	1	MG/KG	09/28/2015	DLC
1,3,5-Trimethylbenzene	EPA-8260	U	0.047	1	MG/KG	09/28/2015	DLC
4-Chlorotoluene	EPA-8260	U	0.094	1	MG/KG	09/28/2015	DLC
T-Butyl Benzene	EPA-8260	U	0.061	1	MG/KG	09/28/2015	DLC
1,2,4-Trimethylbenzene	EPA-8260	U	0.051	1	MG/KG	09/28/2015	DLC
S-Butyl Benzene	EPA-8260	U	0.056	1	MG/KG	09/28/2015	DLC
P-Isopropyltoluene	EPA-8260	U	0.046	1	MG/KG	09/28/2015	DLC
1,3-Dichlorobenzene	EPA-8260	U	0.067	1	MG/KG	09/28/2015	DLC
1,4-Dichlorobenzene	EPA-8260	U	0.062	1	MG/KG	09/28/2015	DLC
N-Butylbenzene	EPA-8260	U	0.049	1	MG/KG	09/28/2015	DLC
1,2-Dichlorobenzene	EPA-8260	U	0.067	1	MG/KG	09/28/2015	DLC
1,2-Dibromo 3-Chloropropane	EPA-8260	U	0.078	1	MG/KG	09/28/2015	DLC
1,2,4-Trichlorobenzene	EPA-8260	U	0.058	1	MG/KG	09/28/2015	DLC
Hexachlorobutadiene	EPA-8260	U	0.069	1	MG/KG	09/28/2015	DLC
Naphthalene	EPA-8260	U	0.065	1	MG/KG	09/28/2015	DLC
1,2,3-Trichlorobenzene	EPA-8260	U	0.062	1	MG/KG	09/28/2015	DLC

SURROGATE	METHOD	%REC	ANALYSIS DATE	ANALYSIS BY
1,2-Dichloroethane-d4	EPA-8260	98.5	09/28/2015	DLC
1,2-Dichloroethane-d4 10X Dilution	EPA-8260	106	09/29/2015	DLC
Toluene-d8	EPA-8260	98.4	09/28/2015	DLC
Toluene-d8 10X Dilution	EPA-8260	99.1	09/29/2015	DLC
4-Bromofluorobenzene	EPA-8260	97.7	09/28/2015	DLC
4-Bromofluorobenzene 10X Dilution	EPA-8260	99.9	09/29/2015	DLC

U - Analyte analyzed for but not detected at level above reporting limit.
 F3 - Analyte results biased high due to coeluting compound.



CERTIFICATE OF ANALYSIS

CLIENT:	Terracon 21905 - 64th Ave W, Suite 100 Mountlake Terrace, WA 98043	DATE:	9/29/2015
CLIENT CONTACT:	Mike Noll	ALS JOB#:	EV15090099
CLIENT PROJECT:	81157132	ALS SAMPLE#:	EV15090099-08
CLIENT SAMPLE ID	SB-3 S-3 @ 4.5-5.5'	DATE RECEIVED:	09/16/2015
		COLLECTION DATE:	9/16/2015 2:10:00 PM
		WDOE ACCREDITATION:	C601

SAMPLE DATA RESULTS

ANALYTE	METHOD	RESULTS	REPORTING LIMITS	DILUTION FACTOR	UNITS	ANALYSIS DATE	ANALYSIS BY
Dichlorodifluoromethane	EPA-8260	U	0.010	1	MG/KG	09/17/2015	DLC
Chloromethane	EPA-8260	U	0.010	1	MG/KG	09/17/2015	DLC
Vinyl Chloride	EPA-8260	0.014	0.010	1	MG/KG	09/17/2015	DLC
Bromomethane	EPA-8260	U	0.010	1	MG/KG	09/17/2015	DLC
Chloroethane	EPA-8260	U	0.010	1	MG/KG	09/17/2015	DLC
Carbon Tetrachloride	EPA-8260	U	0.010	1	MG/KG	09/17/2015	DLC
Trichlorofluoromethane	EPA-8260	U	0.010	1	MG/KG	09/17/2015	DLC
Carbon Disulfide	EPA-8260	U	0.010	1	MG/KG	09/17/2015	DLC
Acetone	EPA-8260	U	0.050	1	MG/KG	09/17/2015	DLC
1,1-Dichloroethene	EPA-8260	U	0.010	1	MG/KG	09/17/2015	DLC
Methylene Chloride	EPA-8260	U	0.020	1	MG/KG	09/17/2015	DLC
Acrylonitrile	EPA-8260	U	0.050	1	MG/KG	09/17/2015	DLC
Methyl T-Butyl Ether	EPA-8260	U	0.010	1	MG/KG	09/17/2015	DLC
Trans-1,2-Dichloroethene	EPA-8260	U	0.55	10	MG/KG	09/20/2015	DLC
1,1-Dichloroethane	EPA-8260	U	0.010	1	MG/KG	09/17/2015	DLC
2-Butanone	EPA-8260	U	0.050	1	MG/KG	09/17/2015	DLC
Cis-1,2-Dichloroethene	EPA-8260	42	6.0	100	MG/KG	09/20/2015	DLC
2,2-Dichloropropane	EPA-8260	U	0.010	1	MG/KG	09/17/2015	DLC
Bromochloromethane	EPA-8260	U	0.010	1	MG/KG	09/17/2015	DLC
Chloroform	EPA-8260	U	0.010	1	MG/KG	09/17/2015	DLC
1,1,1-Trichloroethane	EPA-8260	U	0.010	1	MG/KG	09/17/2015	DLC
1,1-Dichloropropene	EPA-8260	U	0.010	1	MG/KG	09/17/2015	DLC
1,2-Dichloroethane	EPA-8260	U	0.010	1	MG/KG	09/17/2015	DLC
Benzene	EPA-8260	U	0.0050	1	MG/KG	09/17/2015	DLC
Trichloroethene	EPA-8260	51	0.40	100	MG/KG	09/20/2015	DLC
1,2-Dichloropropane	EPA-8260	U	0.010	1	MG/KG	09/17/2015	DLC
Dibromomethane	EPA-8260	U	0.010	1	MG/KG	09/17/2015	DLC
Bromodichloromethane	EPA-8260	U	0.010	1	MG/KG	09/17/2015	DLC
Trans-1,3-Dichloropropene	EPA-8260	U	0.010	1	MG/KG	09/17/2015	DLC
4-Methyl-2-Pentanone	EPA-8260	U	0.050	1	MG/KG	09/17/2015	DLC
Toluene	EPA-8260	U	0.010	1	MG/KG	09/17/2015	DLC
Cis-1,3-Dichloropropene	EPA-8260	U	0.010	1	MG/KG	09/17/2015	DLC
1,1,2-Trichloroethane	EPA-8260	U	0.010	1	MG/KG	09/17/2015	DLC
2-Hexanone	EPA-8260	U	0.050	1	MG/KG	09/17/2015	DLC
1,3-Dichloropropane	EPA-8260	U	0.010	1	MG/KG	09/17/2015	DLC
Tetrachloroethylene	EPA-8260	330	0.76	200	MG/KG	09/21/2015	DLC
Dibromochloromethane	EPA-8260	U	0.010	1	MG/KG	09/17/2015	DLC
1,2-Dibromoethane	EPA-8260	U	0.0050	1	MG/KG	09/17/2015	DLC
Chlorobenzene	EPA-8260	U	0.010	1	MG/KG	09/17/2015	DLC



CERTIFICATE OF ANALYSIS

CLIENT:	Terracon 21905 - 64th Ave W, Suite 100 Mountlake Terrace, WA 98043	DATE:	9/29/2015
CLIENT CONTACT:	Mike Noll	ALS JOB#:	EV15090099
CLIENT PROJECT:	81157132	ALS SAMPLE#:	EV15090099-08
CLIENT SAMPLE ID	SB-3 S-3 @ 4.5-5.5'	DATE RECEIVED:	09/16/2015
		COLLECTION DATE:	9/16/2015 2:10:00 PM
		WDOE ACCREDITATION:	C601

SAMPLE DATA RESULTS

ANALYTE	METHOD	RESULTS	REPORTING LIMITS	DILUTION FACTOR	UNITS	ANALYSIS DATE	ANALYSIS BY
1,1,1,2-Tetrachloroethane	EPA-8260	U	0.010	1	MG/KG	09/17/2015	DLC
Ethylbenzene	EPA-8260	U	0.010	1	MG/KG	09/17/2015	DLC
m,p-Xylene	EPA-8260	U	0.020	1	MG/KG	09/17/2015	DLC
Styrene	EPA-8260	U	0.010	1	MG/KG	09/17/2015	DLC
o-Xylene	EPA-8260	U	0.010	1	MG/KG	09/17/2015	DLC
Bromoform	EPA-8260	U	0.010	1	MG/KG	09/17/2015	DLC
Isopropylbenzene	EPA-8260	U	0.010	1	MG/KG	09/17/2015	DLC
1,1,2,2-Tetrachloroethane	EPA-8260	U	0.010	1	MG/KG	09/17/2015	DLC
1,2,3-Trichloropropane	EPA-8260	U	0.010	1	MG/KG	09/17/2015	DLC
Bromobenzene	EPA-8260	U	0.010	1	MG/KG	09/17/2015	DLC
N-Propyl Benzene	EPA-8260	U	0.010	1	MG/KG	09/17/2015	DLC
2-Chlorotoluene	EPA-8260	U	0.010	1	MG/KG	09/17/2015	DLC
1,3,5-Trimethylbenzene	EPA-8260	U	0.010	1	MG/KG	09/17/2015	DLC
4-Chlorotoluene	EPA-8260	U	0.010	1	MG/KG	09/17/2015	DLC
T-Butyl Benzene	EPA-8260	U	0.010	1	MG/KG	09/17/2015	DLC
1,2,4-Trimethylbenzene	EPA-8260	U	0.010	1	MG/KG	09/17/2015	DLC
S-Butyl Benzene	EPA-8260	U	0.010	1	MG/KG	09/17/2015	DLC
P-Isopropyltoluene	EPA-8260	U	0.010	1	MG/KG	09/17/2015	DLC
1,3-Dichlorobenzene	EPA-8260	U	0.010	1	MG/KG	09/17/2015	DLC
1,4-Dichlorobenzene	EPA-8260	U	0.010	1	MG/KG	09/17/2015	DLC
N-Butylbenzene	EPA-8260	U	0.010	1	MG/KG	09/17/2015	DLC
1,2-Dichlorobenzene	EPA-8260	U	0.010	1	MG/KG	09/17/2015	DLC
1,2-Dibromo 3-Chloropropane	EPA-8260	U	0.050	1	MG/KG	09/17/2015	DLC
1,2,4-Trichlorobenzene	EPA-8260	U	0.010	1	MG/KG	09/17/2015	DLC
Hexachlorobutadiene	EPA-8260	U	0.010	1	MG/KG	09/17/2015	DLC
Naphthalene	EPA-8260	U	0.010	1	MG/KG	09/17/2015	DLC
1,2,3-Trichlorobenzene	EPA-8260	U	0.010	1	MG/KG	09/17/2015	DLC

SURROGATE	METHOD	%REC	ANALYSIS DATE	ANALYSIS BY
1,2-Dichloroethane-d4	EPA-8260	99.1	09/17/2015	DLC
1,2-Dichloroethane-d4 100X Dilution	EPA-8260	96.5	09/20/2015	DLC
1,2-Dichloroethane-d4 10X Dilution	EPA-8260	94.9	09/20/2015	DLC
1,2-Dichloroethane-d4 200X Dilution	EPA-8260	96.8	09/21/2015	DLC
Toluene-d8	EPA-8260	108	09/17/2015	DLC
Toluene-d8 100X Dilution	EPA-8260	104	09/20/2015	DLC
Toluene-d8 10X Dilution	EPA-8260	103	09/20/2015	DLC
Toluene-d8 200X Dilution	EPA-8260	104	09/21/2015	DLC
4-Bromofluorobenzene	EPA-8260	116	09/17/2015	DLC

CERTIFICATE OF ANALYSIS

CLIENT:	Terracon 21905 - 64th Ave W, Suite 100 Mountlake Terrace, WA 98043	DATE:	9/29/2015
CLIENT CONTACT:	Mike Noll	ALS JOB#:	EV15090099
CLIENT PROJECT:	81157132	ALS SAMPLE#:	EV15090099-08
CLIENT SAMPLE ID	SB-3 S-3 @ 4.5-5.5'	DATE RECEIVED:	09/16/2015
		COLLECTION DATE:	9/16/2015 2:10:00 PM
		WDOE ACCREDITATION:	C601

SAMPLE DATA RESULTS

SURROGATE	METHOD	%REC	ANALYSIS	ANALYSIS
			DATE	BY
4-Bromofluorobenzene 100X Dilution	EPA-8260	96.8	09/20/2015	DLC
4-Bromofluorobenzene 10X Dilution	EPA-8260	95.3	09/20/2015	DLC
4-Bromofluorobenzene 200X Dilution	EPA-8260	96.1	09/21/2015	DLC

U - Analyte analyzed for but not detected at level above reporting limit.



CERTIFICATE OF ANALYSIS

CLIENT:	Terracon 21905 - 64th Ave W, Suite 100 Mountlake Terrace, WA 98043	DATE:	9/29/2015
CLIENT CONTACT:	Mike Noll	ALS JOB#:	EV15090099
CLIENT PROJECT:	81157132	ALS SAMPLE#:	EV15090099-09
CLIENT SAMPLE ID	SB-1 S-2 @ 3.5-4.5'	DATE RECEIVED:	09/16/2015
		COLLECTION DATE:	9/16/2015 9:50:00 AM
		WDOE ACCREDITATION:	C601

SAMPLE DATA RESULTS

ANALYTE	METHOD	RESULTS	REPORTING LIMITS	DILUTION FACTOR	UNITS	ANALYSIS DATE	ANALYSIS BY
Dichlorodifluoromethane	EPA-8260	U	0.87	10	MG/KG	09/20/2015	DLC
Chloromethane	EPA-8260	U	0.52	10	MG/KG	09/20/2015	DLC
Vinyl Chloride	EPA-8260	0.13	0.023	10	MG/KG	09/20/2015	DLC
Bromomethane	EPA-8260	U	0.44	10	MG/KG	09/20/2015	DLC
Chloroethane	EPA-8260	U	0.52	10	MG/KG	09/20/2015	DLC
Carbon Tetrachloride	EPA-8260	U	0.55	10	MG/KG	09/20/2015	DLC
Trichlorofluoromethane	EPA-8260	U	0.46	10	MG/KG	09/20/2015	DLC
Carbon Disulfide	EPA-8260	U	0.54	10	MG/KG	09/20/2015	DLC
Acetone	EPA-8260	U	1.0	10	MG/KG	09/20/2015	DLC
1,1-Dichloroethene	EPA-8260	0.37	0.023	10	MG/KG	09/20/2015	DLC
Methylene Chloride	EPA-8260	U	1.1	10	MG/KG	09/20/2015	DLC
Acrylonitrile	EPA-8260	U	0.56	10	MG/KG	09/20/2015	DLC
Methyl T-Butyl Ether	EPA-8260	U	0.54	10	MG/KG	09/20/2015	DLC
Trans-1,2-Dichloroethene	EPA-8260	2.4	0.52	10	MG/KG	09/20/2015	DLC
1,1-Dichloroethane	EPA-8260	U	0.53	10	MG/KG	09/20/2015	DLC
2-Butanone	EPA-8260	U	0.77	10	MG/KG	09/20/2015	DLC
Cis-1,2-Dichloroethene	EPA-8260	97	5.7	100	MG/KG	09/20/2015	DLC
2,2-Dichloropropane	EPA-8260	U	0.54	10	MG/KG	09/20/2015	DLC
Bromochloromethane	EPA-8260	U	0.94	10	MG/KG	09/20/2015	DLC
Chloroform	EPA-8260	U	0.54	10	MG/KG	09/20/2015	DLC
1,1,1-Trichloroethane	EPA-8260	U	0.49	10	MG/KG	09/20/2015	DLC
1,1-Dichloropropene	EPA-8260	U	0.49	10	MG/KG	09/20/2015	DLC
1,2-Dichloroethane	EPA-8260	U	0.014	10	MG/KG	09/20/2015	DLC
Benzene	EPA-8260	U	0.018	10	MG/KG	09/20/2015	DLC
Trichloroethene	EPA-8260	0.24	0.038	10	MG/KG	09/20/2015	DLC
1,2-Dichloropropane	EPA-8260	U	0.49	10	MG/KG	09/20/2015	DLC
Dibromomethane	EPA-8260	U	0.62	10	MG/KG	09/20/2015	DLC
Bromodichloromethane	EPA-8260	U	0.55	10	MG/KG	09/20/2015	DLC
Trans-1,3-Dichloropropene	EPA-8260	U	0.58	10	MG/KG	09/20/2015	DLC
4-Methyl-2-Pentanone	EPA-8260	U	0.54	10	MG/KG	09/20/2015	DLC
Toluene	EPA-8260	U	0.56	10	MG/KG	09/20/2015	DLC
Cis-1,3-Dichloropropene	EPA-8260	U	0.56	10	MG/KG	09/20/2015	DLC
1,1,2-Trichloroethane	EPA-8260	U	0.58	10	MG/KG	09/20/2015	DLC
2-Hexanone	EPA-8260	U	0.37	10	MG/KG	09/20/2015	DLC
1,3-Dichloropropane	EPA-8260	U	0.57	10	MG/KG	09/20/2015	DLC
Tetrachloroethylene	EPA-8260	2.6	0.036	10	MG/KG	09/20/2015	DLC
Dibromochloromethane	EPA-8260	U	0.84	10	MG/KG	09/20/2015	DLC
1,2-Dibromoethane	EPA-8260	U	0.018	10	MG/KG	09/20/2015	DLC
Chlorobenzene	EPA-8260	U	0.58	10	MG/KG	09/20/2015	DLC



CERTIFICATE OF ANALYSIS

CLIENT:	Terracon 21905 - 64th Ave W, Suite 100 Mountlake Terrace, WA 98043	DATE:	9/29/2015
CLIENT CONTACT:	Mike Noll	ALS JOB#:	EV15090099
CLIENT PROJECT:	81157132	ALS SAMPLE#:	EV15090099-09
CLIENT SAMPLE ID	SB-1 S-2 @ 3.5-4.5'	DATE RECEIVED:	09/16/2015
		COLLECTION DATE:	9/16/2015 9:50:00 AM
		WDOE ACCREDITATION:	C601

SAMPLE DATA RESULTS

ANALYTE	METHOD	RESULTS	REPORTING LIMITS	DILUTION FACTOR	UNITS	ANALYSIS DATE	ANALYSIS BY
1,1,1,2-Tetrachloroethane	EPA-8260	U	0.45	10	MG/KG	09/20/2015	DLC
Ethylbenzene	EPA-8260	U	0.57	10	MG/KG	09/20/2015	DLC
m,p-Xylene	EPA-8260	U	1.0	10	MG/KG	09/20/2015	DLC
Styrene	EPA-8260	U	0.44	10	MG/KG	09/20/2015	DLC
o-Xylene	EPA-8260	U	0.49	10	MG/KG	09/20/2015	DLC
Bromoform	EPA-8260	U	0.63	10	MG/KG	09/20/2015	DLC
Isopropylbenzene	EPA-8260	U	0.48	10	MG/KG	09/20/2015	DLC
1,1,2,2-Tetrachloroethane	EPA-8260	U	0.60	10	MG/KG	09/20/2015	DLC
1,2,3-Trichloropropane	EPA-8260	U	0.63	10	MG/KG	09/20/2015	DLC
Bromobenzene	EPA-8260	U	0.61	10	MG/KG	09/20/2015	DLC
N-Propyl Benzene	EPA-8260	U	0.58	10	MG/KG	09/20/2015	DLC
2-Chlorotoluene	EPA-8260	U	0.60	10	MG/KG	09/20/2015	DLC
1,3,5-Trimethylbenzene	EPA-8260	U	0.44	10	MG/KG	09/20/2015	DLC
4-Chlorotoluene	EPA-8260	U	0.87	10	MG/KG	09/20/2015	DLC
T-Butyl Benzene	EPA-8260	U	0.56	10	MG/KG	09/20/2015	DLC
1,2,4-Trimethylbenzene	EPA-8260	U	0.47	10	MG/KG	09/20/2015	DLC
S-Butyl Benzene	EPA-8260	U	0.51	10	MG/KG	09/20/2015	DLC
P-Isopropyltoluene	EPA-8260	0.67	0.42	10	MG/KG	09/20/2015	DLC
1,3-Dichlorobenzene	EPA-8260	U	0.61	10	MG/KG	09/20/2015	DLC
1,4-Dichlorobenzene	EPA-8260	U	0.57	10	MG/KG	09/20/2015	DLC
N-Butylbenzene	EPA-8260	U	0.45	10	MG/KG	09/20/2015	DLC
1,2-Dichlorobenzene	EPA-8260	U	0.61	10	MG/KG	09/20/2015	DLC
1,2-Dibromo 3-Chloropropane	EPA-8260	U	0.72	10	MG/KG	09/20/2015	DLC
1,2,4-Trichlorobenzene	EPA-8260	U	0.53	10	MG/KG	09/20/2015	DLC
Hexachlorobutadiene	EPA-8260	U	0.63	10	MG/KG	09/20/2015	DLC
Naphthalene	EPA-8260	U	0.60	10	MG/KG	09/20/2015	DLC
1,2,3-Trichlorobenzene	EPA-8260	U	0.57	10	MG/KG	09/20/2015	DLC

SURROGATE	METHOD	%REC	ANALYSIS DATE	ANALYSIS BY
1,2-Dichloroethane-d4 100X Dilution	EPA-8260	96.8	09/20/2015	DLC
1,2-Dichloroethane-d4 10X Dilution	EPA-8260	96.1	09/20/2015	DLC
Toluene-d8 100X Dilution	EPA-8260	103	09/20/2015	DLC
Toluene-d8 10X Dilution	EPA-8260	103	09/20/2015	DLC
4-Bromofluorobenzene 100X Dilution	EPA-8260	98.0	09/20/2015	DLC
4-Bromofluorobenzene 10X Dilution	EPA-8260	94.0	09/20/2015	DLC

U - Analyte analyzed for but not detected at level above reporting limit.



CERTIFICATE OF ANALYSIS

CLIENT:	Terracon 21905 - 64th Ave W, Suite 100 Mountlake Terrace, WA 98043	DATE:	9/29/2015
CLIENT CONTACT:	Mike Noll	ALS JOB#:	EV15090099
CLIENT PROJECT:	81157132	ALS SAMPLE#:	EV15090099-10
CLIENT SAMPLE ID	SB-3 S-4 @ 10-10.5'	DATE RECEIVED:	09/16/2015
		COLLECTION DATE:	9/16/2015 2:10:00 PM
		WDOE ACCREDITATION:	C601

SAMPLE DATA RESULTS

ANALYTE	METHOD	RESULTS	REPORTING LIMITS	DILUTION FACTOR	UNITS	ANALYSIS DATE	ANALYSIS BY
Dichlorodifluoromethane	EPA-8260	U	0.083	1	MG/KG	09/23/2015	DLC
Chloromethane	EPA-8260	U	0.050	1	MG/KG	09/23/2015	DLC
Vinyl Chloride	EPA-8260	0.33	0.010	1	MG/KG	09/23/2015	DLC
Bromomethane	EPA-8260	U	0.042	1	MG/KG	09/23/2015	DLC
Chloroethane	EPA-8260	U	0.050	1	MG/KG	09/23/2015	DLC
Carbon Tetrachloride	EPA-8260	U	0.053	1	MG/KG	09/23/2015	DLC
Trichlorofluoromethane	EPA-8260	U	0.044	1	MG/KG	09/23/2015	DLC
Carbon Disulfide	EPA-8260	U	0.051	1	MG/KG	09/23/2015	DLC
Acetone	EPA-8260	U	0.097	1	MG/KG	09/23/2015	DLC
1,1-Dichloroethene	EPA-8260	U	0.010	1	MG/KG	09/23/2015	DLC
Methylene Chloride	EPA-8260	U	0.10	1	MG/KG	09/23/2015	DLC
Acrylonitrile	EPA-8260	U	0.054	1	MG/KG	09/23/2015	DLC
Methyl T-Butyl Ether	EPA-8260	U	0.052	1	MG/KG	09/23/2015	DLC
Trans-1,2-Dichloroethene	EPA-8260	U	0.050	1	MG/KG	09/23/2015	DLC
1,1-Dichloroethane	EPA-8260	U	0.050	1	MG/KG	09/23/2015	DLC
2-Butanone	EPA-8260	U	0.074	1	MG/KG	09/23/2015	DLC
Cis-1,2-Dichloroethene	EPA-8260	0.57	0.054	1	MG/KG	09/23/2015	DLC
2,2-Dichloropropane	EPA-8260	U	0.051	1	MG/KG	09/23/2015	DLC
Bromochloromethane	EPA-8260	U	0.089	1	MG/KG	09/23/2015	DLC
Chloroform	EPA-8260	U	0.052	1	MG/KG	09/23/2015	DLC
1,1,1-Trichloroethane	EPA-8260	U	0.046	1	MG/KG	09/23/2015	DLC
1,1-Dichloropropene	EPA-8260	U	0.046	1	MG/KG	09/23/2015	DLC
1,2-Dichloroethane	EPA-8260	U	0.010	1	MG/KG	09/23/2015	DLC
Benzene	EPA-8260	U	0.010	1	MG/KG	09/23/2015	DLC
Trichloroethene	EPA-8260	0.022	0.010	1	MG/KG	09/23/2015	DLC
1,2-Dichloropropane	EPA-8260	U	0.047	1	MG/KG	09/23/2015	DLC
Dibromomethane	EPA-8260	U	0.059	1	MG/KG	09/23/2015	DLC
Bromodichloromethane	EPA-8260	U	0.052	1	MG/KG	09/23/2015	DLC
Trans-1,3-Dichloropropene	EPA-8260	U	0.055	1	MG/KG	09/23/2015	DLC
4-Methyl-2-Pentanone	EPA-8260	U	0.051	1	MG/KG	09/23/2015	DLC
Toluene	EPA-8260	U	0.053	1	MG/KG	09/23/2015	DLC
Cis-1,3-Dichloropropene	EPA-8260	U	0.054	1	MG/KG	09/23/2015	DLC
1,1,2-Trichloroethane	EPA-8260	U	0.055	1	MG/KG	09/23/2015	DLC
2-Hexanone	EPA-8260	U	0.036	1	MG/KG	09/23/2015	DLC
1,3-Dichloropropane	EPA-8260	U	0.054	1	MG/KG	09/23/2015	DLC
Tetrachloroethylene	EPA-8260	0.15	0.010	1	MG/KG	09/23/2015	DLC
Dibromochloromethane	EPA-8260	U	0.080	1	MG/KG	09/23/2015	DLC
1,2-Dibromoethane	EPA-8260	U	0.010	1	MG/KG	09/23/2015	DLC
Chlorobenzene	EPA-8260	U	0.055	1	MG/KG	09/23/2015	DLC



CERTIFICATE OF ANALYSIS

CLIENT:	Terracon 21905 - 64th Ave W, Suite 100 Mountlake Terrace, WA 98043	DATE:	9/29/2015
CLIENT CONTACT:	Mike Noll	ALS JOB#:	EV15090099
CLIENT PROJECT:	81157132	ALS SAMPLE#:	EV15090099-10
CLIENT SAMPLE ID	SB-3 S-4 @ 10-10.5'	DATE RECEIVED:	09/16/2015
		COLLECTION DATE:	9/16/2015 2:10:00 PM
		WDOE ACCREDITATION:	C601

SAMPLE DATA RESULTS

ANALYTE	METHOD	RESULTS	REPORTING LIMITS	DILUTION FACTOR	UNITS	ANALYSIS DATE	ANALYSIS BY
1,1,1,2-Tetrachloroethane	EPA-8260	U	0.043	1	MG/KG	09/23/2015	DLC
Ethylbenzene	EPA-8260	U	0.054	1	MG/KG	09/23/2015	DLC
m,p-Xylene	EPA-8260	U	0.098	1	MG/KG	09/23/2015	DLC
Styrene	EPA-8260	U	0.042	1	MG/KG	09/23/2015	DLC
o-Xylene	EPA-8260	U	0.047	1	MG/KG	09/23/2015	DLC
Bromoform	EPA-8260	U	0.060	1	MG/KG	09/23/2015	DLC
Isopropylbenzene	EPA-8260	U	0.046	1	MG/KG	09/23/2015	DLC
1,1,2,2-Tetrachloroethane	EPA-8260	U	0.057	1	MG/KG	09/23/2015	DLC
1,2,3-Trichloropropane	EPA-8260	U	0.060	1	MG/KG	09/23/2015	DLC
Bromobenzene	EPA-8260	U	0.058	1	MG/KG	09/23/2015	DLC
N-Propyl Benzene	EPA-8260	U	0.055	1	MG/KG	09/23/2015	DLC
2-Chlorotoluene	EPA-8260	U	0.058	1	MG/KG	09/23/2015	DLC
1,3,5-Trimethylbenzene	EPA-8260	U	0.042	1	MG/KG	09/23/2015	DLC
4-Chlorotoluene	EPA-8260	U	0.083	1	MG/KG	09/23/2015	DLC
T-Butyl Benzene	EPA-8260	U	0.054	1	MG/KG	09/23/2015	DLC
1,2,4-Trimethylbenzene	EPA-8260	U	0.045	1	MG/KG	09/23/2015	DLC
S-Butyl Benzene	EPA-8260	U	0.049	1	MG/KG	09/23/2015	DLC
P-Isopropyltoluene	EPA-8260	U	0.040	1	MG/KG	09/23/2015	DLC
1,3-Dichlorobenzene	EPA-8260	U	0.059	1	MG/KG	09/23/2015	DLC
1,4-Dichlorobenzene	EPA-8260	U	0.054	1	MG/KG	09/23/2015	DLC
N-Butylbenzene	EPA-8260	U	0.043	1	MG/KG	09/23/2015	DLC
1,2-Dichlorobenzene	EPA-8260	U	0.058	1	MG/KG	09/23/2015	DLC
1,2-Dibromo 3-Chloropropane	EPA-8260	U	0.069	1	MG/KG	09/23/2015	DLC
1,2,4-Trichlorobenzene	EPA-8260	U	0.051	1	MG/KG	09/23/2015	DLC
Hexachlorobutadiene	EPA-8260	U	0.060	1	MG/KG	09/23/2015	DLC
Naphthalene	EPA-8260	U	0.057	1	MG/KG	09/23/2015	DLC
1,2,3-Trichlorobenzene	EPA-8260	U	0.054	1	MG/KG	09/23/2015	DLC

SURROGATE	METHOD	%REC	ANALYSIS DATE	ANALYSIS BY
1,2-Dichloroethane-d4	EPA-8260	99.1	09/23/2015	DLC
Toluene-d8	EPA-8260	98.3	09/23/2015	DLC
4-Bromofluorobenzene	EPA-8260	96.3	09/23/2015	DLC

U - Analyte analyzed for but not detected at level above reporting limit.



CERTIFICATE OF ANALYSIS

CLIENT:	Terracon 21905 - 64th Ave W, Suite 100 Mountlake Terrace, WA 98043	DATE:	9/29/2015
CLIENT CONTACT:	Mike Noll	ALS JOB#:	EV15090099
CLIENT PROJECT:	81157132	ALS SAMPLE#:	EV15090099-11
CLIENT SAMPLE ID	SB-5 S-1 @ 1-2'	DATE RECEIVED:	09/16/2015
		COLLECTION DATE:	9/16/2015 3:20:00 PM
		WDOE ACCREDITATION:	C601

SAMPLE DATA RESULTS

ANALYTE	METHOD	RESULTS	REPORTING LIMITS	DILUTION FACTOR	UNITS	ANALYSIS DATE	ANALYSIS BY
Dichlorodifluoromethane	EPA-8260	U	0.095	1	MG/KG	09/23/2015	DLC
Chloromethane	EPA-8260	U	0.058	1	MG/KG	09/23/2015	DLC
Vinyl Chloride	EPA-8260	0.10	0.010	1	MG/KG	09/23/2015	DLC
Bromomethane	EPA-8260	U	0.048	1	MG/KG	09/23/2015	DLC
Chloroethane	EPA-8260	U	0.058	1	MG/KG	09/23/2015	DLC
Carbon Tetrachloride	EPA-8260	U	0.060	1	MG/KG	09/23/2015	DLC
Trichlorofluoromethane	EPA-8260	U	0.051	1	MG/KG	09/23/2015	DLC
Carbon Disulfide	EPA-8260	U	0.059	1	MG/KG	09/23/2015	DLC
Acetone	EPA-8260	U	0.11	1	MG/KG	09/23/2015	DLC
1,1-Dichloroethene	EPA-8260	U	0.010	1	MG/KG	09/23/2015	DLC
Methylene Chloride	EPA-8260	U	0.12	1	MG/KG	09/23/2015	DLC
Acrylonitrile	EPA-8260	U	0.062	1	MG/KG	09/23/2015	DLC
Methyl T-Butyl Ether	EPA-8260	U	0.060	1	MG/KG	09/23/2015	DLC
Trans-1,2-Dichloroethene	EPA-8260	U	0.057	1	MG/KG	09/23/2015	DLC
1,1-Dichloroethane	EPA-8260	U	0.058	1	MG/KG	09/23/2015	DLC
2-Butanone	EPA-8260	U	0.085	1	MG/KG	09/23/2015	DLC
Cis-1,2-Dichloroethene	EPA-8260	0.56	0.062	1	MG/KG	09/23/2015	DLC
2,2-Dichloropropane	EPA-8260	U	0.059	1	MG/KG	09/23/2015	DLC
Bromochloromethane	EPA-8260	U	0.10	1	MG/KG	09/23/2015	DLC
Chloroform	EPA-8260	U	0.059	1	MG/KG	09/23/2015	DLC
1,1,1-Trichloroethane	EPA-8260	U	0.053	1	MG/KG	09/23/2015	DLC
1,1-Dichloropropene	EPA-8260	U	0.053	1	MG/KG	09/23/2015	DLC
1,2-Dichloroethane	EPA-8260	U	0.010	1	MG/KG	09/23/2015	DLC
Benzene	EPA-8260	U	0.010	1	MG/KG	09/23/2015	DLC
Trichloroethene	EPA-8260	0.024	0.010	1	MG/KG	09/23/2015	DLC
1,2-Dichloropropane	EPA-8260	U	0.054	1	MG/KG	09/23/2015	DLC
Dibromomethane	EPA-8260	U	0.068	1	MG/KG	09/23/2015	DLC
Bromodichloromethane	EPA-8260	U	0.060	1	MG/KG	09/23/2015	DLC
Trans-1,3-Dichloropropene	EPA-8260	U	0.064	1	MG/KG	09/23/2015	DLC
4-Methyl-2-Pentanone	EPA-8260	U	0.059	1	MG/KG	09/23/2015	DLC
Toluene	EPA-8260	0.10	0.061	1	MG/KG	09/23/2015	DLC
Cis-1,3-Dichloropropene	EPA-8260	U	0.062	1	MG/KG	09/23/2015	DLC
1,1,2-Trichloroethane	EPA-8260	U	0.064	1	MG/KG	09/23/2015	DLC
2-Hexanone	EPA-8260	U	0.041	1	MG/KG	09/23/2015	DLC
1,3-Dichloropropane	EPA-8260	U	0.062	1	MG/KG	09/23/2015	DLC
Tetrachloroethylene	EPA-8260	0.050	0.010	1	MG/KG	09/23/2015	DLC
Dibromochloromethane	EPA-8260	U	0.092	1	MG/KG	09/23/2015	DLC
1,2-Dibromoethane	EPA-8260	U	0.010	1	MG/KG	09/23/2015	DLC
Chlorobenzene	EPA-8260	U	0.064	1	MG/KG	09/23/2015	DLC



CERTIFICATE OF ANALYSIS

CLIENT:	Terracon 21905 - 64th Ave W, Suite 100 Mountlake Terrace, WA 98043	DATE:	9/29/2015
CLIENT CONTACT:	Mike Noll	ALS JOB#:	EV15090099
CLIENT PROJECT:	81157132	ALS SAMPLE#:	EV15090099-11
CLIENT SAMPLE ID	SB-5 S-1 @ 1-2'	DATE RECEIVED:	09/16/2015
		COLLECTION DATE:	9/16/2015 3:20:00 PM
		WDOE ACCREDITATION:	C601

SAMPLE DATA RESULTS

ANALYTE	METHOD	RESULTS	REPORTING LIMITS	DILUTION FACTOR	UNITS	ANALYSIS DATE	ANALYSIS BY
1,1,1,2-Tetrachloroethane	EPA-8260	U	0.050	1	MG/KG	09/23/2015	DLC
Ethylbenzene	EPA-8260	U	0.063	1	MG/KG	09/23/2015	DLC
m,p-Xylene	EPA-8260	U	0.11	1	MG/KG	09/23/2015	DLC
Styrene	EPA-8260	U	0.048	1	MG/KG	09/23/2015	DLC
o-Xylene	EPA-8260	U	0.054	1	MG/KG	09/23/2015	DLC
Bromoform	EPA-8260	U	0.069	1	MG/KG	09/23/2015	DLC
Isopropylbenzene	EPA-8260	U	0.052	1	MG/KG	09/23/2015	DLC
1,1,2,2-Tetrachloroethane	EPA-8260	U	0.066	1	MG/KG	09/23/2015	DLC
1,2,3-Trichloropropane	EPA-8260	U	0.069	1	MG/KG	09/23/2015	DLC
Bromobenzene	EPA-8260	U	0.066	1	MG/KG	09/23/2015	DLC
N-Propyl Benzene	EPA-8260	U	0.064	1	MG/KG	09/23/2015	DLC
2-Chlorotoluene	EPA-8260	U	0.066	1	MG/KG	09/23/2015	DLC
1,3,5-Trimethylbenzene	EPA-8260	U	0.048	1	MG/KG	09/23/2015	DLC
4-Chlorotoluene	EPA-8260	U	0.095	1	MG/KG	09/23/2015	DLC
T-Butyl Benzene	EPA-8260	U	0.062	1	MG/KG	09/23/2015	DLC
1,2,4-Trimethylbenzene	EPA-8260	U	0.052	1	MG/KG	09/23/2015	DLC
S-Butyl Benzene	EPA-8260	U	0.056	1	MG/KG	09/23/2015	DLC
P-Isopropyltoluene	EPA-8260	U	0.046	1	MG/KG	09/23/2015	DLC
1,3-Dichlorobenzene	EPA-8260	U	0.067	1	MG/KG	09/23/2015	DLC
1,4-Dichlorobenzene	EPA-8260	U	0.062	1	MG/KG	09/23/2015	DLC
N-Butylbenzene	EPA-8260	U	0.050	1	MG/KG	09/23/2015	DLC
1,2-Dichlorobenzene	EPA-8260	U	0.067	1	MG/KG	09/23/2015	DLC
1,2-Dibromo 3-Chloropropane	EPA-8260	U	0.079	1	MG/KG	09/23/2015	DLC
1,2,4-Trichlorobenzene	EPA-8260	U	0.058	1	MG/KG	09/23/2015	DLC
Hexachlorobutadiene	EPA-8260	U	0.069	1	MG/KG	09/23/2015	DLC
Naphthalene	EPA-8260	U	0.066	1	MG/KG	09/23/2015	DLC
1,2,3-Trichlorobenzene	EPA-8260	U	0.063	1	MG/KG	09/23/2015	DLC

SURROGATE	METHOD	%REC	ANALYSIS DATE	ANALYSIS BY
1,2-Dichloroethane-d4	EPA-8260	97.1	09/23/2015	DLC
Toluene-d8	EPA-8260	97.1	09/23/2015	DLC
4-Bromofluorobenzene	EPA-8260	95.4	09/23/2015	DLC

U - Analyte analyzed for but not detected at level above reporting limit.



CERTIFICATE OF ANALYSIS

CLIENT:	Terracon 21905 - 64th Ave W, Suite 100 Mountlake Terrace, WA 98043	DATE:	9/29/2015
CLIENT CONTACT:	Mike Noll	ALS JOB#:	EV15090099
CLIENT PROJECT:	81157132	ALS SAMPLE#:	EV15090099-12
CLIENT SAMPLE ID	SB-2 S-4 @ 10-10.5'	DATE RECEIVED:	09/16/2015
		COLLECTION DATE:	9/16/2015 12:05:00 PM
		WDOE ACCREDITATION:	C601

SAMPLE DATA RESULTS

ANALYTE	METHOD	RESULTS	REPORTING LIMITS	DILUTION FACTOR	UNITS	ANALYSIS DATE	ANALYSIS BY
Dichlorodifluoromethane	EPA-8260	U	0.090	1	MG/KG	09/20/2015	DLC
Chloromethane	EPA-8260	U	0.054	1	MG/KG	09/20/2015	DLC
Vinyl Chloride	EPA-8260	U	0.010	1	MG/KG	09/20/2015	DLC
Bromomethane	EPA-8260	U	0.045	1	MG/KG	09/20/2015	DLC
Chloroethane	EPA-8260	U	0.054	1	MG/KG	09/20/2015	DLC
Carbon Tetrachloride	EPA-8260	U	0.057	1	MG/KG	09/20/2015	DLC
Trichlorofluoromethane	EPA-8260	U	0.047	1	MG/KG	09/20/2015	DLC
Carbon Disulfide	EPA-8260	U	0.055	1	MG/KG	09/20/2015	DLC
Acetone	EPA-8260	U	0.10	1	MG/KG	09/20/2015	DLC
1,1-Dichloroethene	EPA-8260	U	0.010	1	MG/KG	09/20/2015	DLC
Methylene Chloride	EPA-8260	U	0.11	1	MG/KG	09/20/2015	DLC
Acrylonitrile	EPA-8260	U	0.058	1	MG/KG	09/20/2015	DLC
Methyl T-Butyl Ether	EPA-8260	U	0.056	1	MG/KG	09/20/2015	DLC
Trans-1,2-Dichloroethene	EPA-8260	U	0.054	1	MG/KG	09/20/2015	DLC
1,1-Dichloroethane	EPA-8260	U	0.054	1	MG/KG	09/20/2015	DLC
2-Butanone	EPA-8260	U	0.079	1	MG/KG	09/20/2015	DLC
Cis-1,2-Dichloroethene	EPA-8260	0.15	0.059	1	MG/KG	09/20/2015	DLC
2,2-Dichloropropane	EPA-8260	U	0.056	1	MG/KG	09/20/2015	DLC
Bromochloromethane	EPA-8260	U	0.096	1	MG/KG	09/20/2015	DLC
Chloroform	EPA-8260	U	0.056	1	MG/KG	09/20/2015	DLC
1,1,1-Trichloroethane	EPA-8260	U	0.050	1	MG/KG	09/20/2015	DLC
1,1-Dichloropropene	EPA-8260	U	0.050	1	MG/KG	09/20/2015	DLC
1,2-Dichloroethane	EPA-8260	U	0.010	1	MG/KG	09/20/2015	DLC
Benzene	EPA-8260	U	0.010	1	MG/KG	09/20/2015	DLC
Trichloroethene	EPA-8260	0.10	0.010	1	MG/KG	09/20/2015	DLC
1,2-Dichloropropane	EPA-8260	U	0.050	1	MG/KG	09/20/2015	DLC
Dibromomethane	EPA-8260	U	0.064	1	MG/KG	09/20/2015	DLC
Bromodichloromethane	EPA-8260	U	0.056	1	MG/KG	09/20/2015	DLC
Trans-1,3-Dichloropropene	EPA-8260	U	0.060	1	MG/KG	09/20/2015	DLC
4-Methyl-2-Pentanone	EPA-8260	U	0.055	1	MG/KG	09/20/2015	DLC
Toluene	EPA-8260	U	0.057	1	MG/KG	09/20/2015	DLC
Cis-1,3-Dichloropropene	EPA-8260	U	0.058	1	MG/KG	09/20/2015	DLC
1,1,2-Trichloroethane	EPA-8260	U	0.060	1	MG/KG	09/20/2015	DLC
2-Hexanone	EPA-8260	U	0.039	1	MG/KG	09/20/2015	DLC
1,3-Dichloropropane	EPA-8260	U	0.058	1	MG/KG	09/20/2015	DLC
Tetrachloroethylene	EPA-8260	1.2	0.010	1	MG/KG	09/20/2015	DLC
Dibromochloromethane	EPA-8260	U	0.086	1	MG/KG	09/20/2015	DLC
1,2-Dibromoethane	EPA-8260	U	0.010	1	MG/KG	09/20/2015	DLC
Chlorobenzene	EPA-8260	U	0.060	1	MG/KG	09/20/2015	DLC



CERTIFICATE OF ANALYSIS

CLIENT:	Terracon 21905 - 64th Ave W, Suite 100 Mountlake Terrace, WA 98043	DATE:	9/29/2015
CLIENT CONTACT:	Mike Noll	ALS JOB#:	EV15090099
CLIENT PROJECT:	81157132	ALS SAMPLE#:	EV15090099-12
CLIENT SAMPLE ID	SB-2 S-4 @ 10-10.5'	DATE RECEIVED:	09/16/2015
		COLLECTION DATE:	9/16/2015 12:05:00 PM
		WDOE ACCREDITATION:	C601

SAMPLE DATA RESULTS

ANALYTE	METHOD	RESULTS	REPORTING LIMITS	DILUTION FACTOR	UNITS	ANALYSIS DATE	ANALYSIS BY
1,1,1,2-Tetrachloroethane	EPA-8260	U	0.046	1	MG/KG	09/20/2015	DLC
Ethylbenzene	EPA-8260	U	0.059	1	MG/KG	09/20/2015	DLC
m,p-Xylene	EPA-8260	U	0.11	1	MG/KG	09/20/2015	DLC
Styrene	EPA-8260	U	0.045	1	MG/KG	09/20/2015	DLC
o-Xylene	EPA-8260	U	0.051	1	MG/KG	09/20/2015	DLC
Bromoform	EPA-8260	U	0.064	1	MG/KG	09/20/2015	DLC
Isopropylbenzene	EPA-8260	U	0.049	1	MG/KG	09/20/2015	DLC
1,1,2,2-Tetrachloroethane	EPA-8260	U	0.062	1	MG/KG	09/20/2015	DLC
1,2,3-Trichloropropane	EPA-8260	U	0.065	1	MG/KG	09/20/2015	DLC
Bromobenzene	EPA-8260	U	0.062	1	MG/KG	09/20/2015	DLC
N-Propyl Benzene	EPA-8260	U	0.060	1	MG/KG	09/20/2015	DLC
2-Chlorotoluene	EPA-8260	U	0.062	1	MG/KG	09/20/2015	DLC
1,3,5-Trimethylbenzene	EPA-8260	U	0.045	1	MG/KG	09/20/2015	DLC
4-Chlorotoluene	EPA-8260	U	0.089	1	MG/KG	09/20/2015	DLC
T-Butyl Benzene	EPA-8260	U	0.058	1	MG/KG	09/20/2015	DLC
1,2,4-Trimethylbenzene	EPA-8260	U	0.048	1	MG/KG	09/20/2015	DLC
S-Butyl Benzene	EPA-8260	U	0.053	1	MG/KG	09/20/2015	DLC
P-Isopropyltoluene	EPA-8260	U	0.043	1	MG/KG	09/20/2015	DLC
1,3-Dichlorobenzene	EPA-8260	U	0.063	1	MG/KG	09/20/2015	DLC
1,4-Dichlorobenzene	EPA-8260	U	0.059	1	MG/KG	09/20/2015	DLC
N-Butylbenzene	EPA-8260	U	0.047	1	MG/KG	09/20/2015	DLC
1,2-Dichlorobenzene	EPA-8260	U	0.063	1	MG/KG	09/20/2015	DLC
1,2-Dibromo 3-Chloropropane	EPA-8260	U	0.074	1	MG/KG	09/20/2015	DLC
1,2,4-Trichlorobenzene	EPA-8260	U	0.055	1	MG/KG	09/20/2015	DLC
Hexachlorobutadiene	EPA-8260	U	0.065	1	MG/KG	09/20/2015	DLC
Naphthalene	EPA-8260	U	0.062	1	MG/KG	09/20/2015	DLC
1,2,3-Trichlorobenzene	EPA-8260	U	0.059	1	MG/KG	09/20/2015	DLC

SURROGATE	METHOD	%REC	ANALYSIS DATE	ANALYSIS BY
1,2-Dichloroethane-d4	EPA-8260	94.5	09/20/2015	DLC
Toluene-d8	EPA-8260	101	09/20/2015	DLC
4-Bromofluorobenzene	EPA-8260	92.0	09/20/2015	DLC

U - Analyte analyzed for but not detected at level above reporting limit.



CERTIFICATE OF ANALYSIS

CLIENT:	Terracon 21905 - 64th Ave W, Suite 100 Mountlake Terrace, WA 98043	DATE:	9/29/2015
CLIENT CONTACT:	Mike Noll	ALS JOB#:	EV15090099
CLIENT PROJECT:	81157132	ALS SAMPLE#:	EV15090099-13
CLIENT SAMPLE ID	SB-2 S-9 @ 23.5-24'	DATE RECEIVED:	09/16/2015
		COLLECTION DATE:	9/16/2015 1:00:00 PM
		WDOE ACCREDITATION:	C601

SAMPLE DATA RESULTS

ANALYTE	METHOD	RESULTS	REPORTING LIMITS	DILUTION FACTOR	UNITS	ANALYSIS DATE	ANALYSIS BY
Dichlorodifluoromethane	EPA-8260	U	0.098	1	MG/KG	09/28/2015	DLC
Chloromethane	EPA-8260	U	0.059	1	MG/KG	09/28/2015	DLC
Vinyl Chloride	EPA-8260	U	0.010	1	MG/KG	09/28/2015	DLC
Bromomethane	EPA-8260	U	0.049	1	MG/KG	09/28/2015	DLC
Chloroethane	EPA-8260	U	0.059	1	MG/KG	09/28/2015	DLC
Carbon Tetrachloride	EPA-8260	U	0.062	1	MG/KG	09/28/2015	DLC
Trichlorofluoromethane	EPA-8260	U	0.052	1	MG/KG	09/28/2015	DLC
Carbon Disulfide	EPA-8260	U	0.060	1	MG/KG	09/28/2015	DLC
Acetone	EPA-8260	U	0.11	1	MG/KG	09/28/2015	DLC
1,1-Dichloroethene	EPA-8260	U	0.010	1	MG/KG	09/28/2015	DLC
Methylene Chloride	EPA-8260	U	0.12	1	MG/KG	09/28/2015	DLC
Acrylonitrile	EPA-8260	U	0.063	1	MG/KG	09/28/2015	DLC
Methyl T-Butyl Ether	EPA-8260	U	0.061	1	MG/KG	09/28/2015	DLC
Trans-1,2-Dichloroethene	EPA-8260	U	0.059	1	MG/KG	09/28/2015	DLC
1,1-Dichloroethane	EPA-8260	U	0.059	1	MG/KG	09/28/2015	DLC
2-Butanone	EPA-8260	U	0.087	1	MG/KG	09/28/2015	DLC
Cis-1,2-Dichloroethene	EPA-8260	U	0.064	1	MG/KG	09/28/2015	DLC
2,2-Dichloropropane	EPA-8260	U	0.061	1	MG/KG	09/28/2015	DLC
Bromochloromethane	EPA-8260	U	0.11	1	MG/KG	09/28/2015	DLC
Chloroform	EPA-8260	U	0.061	1	MG/KG	09/28/2015	DLC
1,1,1-Trichloroethane	EPA-8260	U	0.055	1	MG/KG	09/28/2015	DLC
1,1-Dichloropropene	EPA-8260	U	0.055	1	MG/KG	09/28/2015	DLC
1,2-Dichloroethane	EPA-8260	U	0.010	1	MG/KG	09/28/2015	DLC
Benzene	EPA-8260	U	0.0050	1	MG/KG	09/28/2015	DLC
Trichloroethene	EPA-8260	U	0.010	1	MG/KG	09/28/2015	DLC
1,2-Dichloropropane	EPA-8260	U	0.055	1	MG/KG	09/28/2015	DLC
Dibromomethane	EPA-8260	U	0.070	1	MG/KG	09/28/2015	DLC
Bromodichloromethane	EPA-8260	U	0.062	1	MG/KG	09/28/2015	DLC
Trans-1,3-Dichloropropene	EPA-8260	U	0.065	1	MG/KG	09/28/2015	DLC
4-Methyl-2-Pentanone	EPA-8260	U	0.061	1	MG/KG	09/28/2015	DLC
Toluene	EPA-8260	U	0.063	1	MG/KG	09/28/2015	DLC
Cis-1,3-Dichloropropene	EPA-8260	U	0.063	1	MG/KG	09/28/2015	DLC
1,1,2-Trichloroethane	EPA-8260	U	0.065	1	MG/KG	09/28/2015	DLC
2-Hexanone	EPA-8260	U	0.042	1	MG/KG	09/28/2015	DLC
1,3-Dichloropropane	EPA-8260	U	0.064	1	MG/KG	09/28/2015	DLC
Tetrachloroethylene	EPA-8260	U	0.010	1	MG/KG	09/28/2015	DLC
Dibromochloromethane	EPA-8260	U	0.095	1	MG/KG	09/28/2015	DLC
1,2-Dibromoethane	EPA-8260	U	0.0050	1	MG/KG	09/28/2015	DLC
Chlorobenzene	EPA-8260	U	0.065	1	MG/KG	09/28/2015	DLC



CERTIFICATE OF ANALYSIS

CLIENT:	Terracon 21905 - 64th Ave W, Suite 100 Mountlake Terrace, WA 98043	DATE:	9/29/2015
CLIENT CONTACT:	Mike Noll	ALS JOB#:	EV15090099
CLIENT PROJECT:	81157132	ALS SAMPLE#:	EV15090099-13
CLIENT SAMPLE ID	SB-2 S-9 @ 23.5-24'	DATE RECEIVED:	09/16/2015
		COLLECTION DATE:	9/16/2015 1:00:00 PM
		WDOE ACCREDITATION:	C601

SAMPLE DATA RESULTS

ANALYTE	METHOD	RESULTS	REPORTING LIMITS	DILUTION FACTOR	UNITS	ANALYSIS DATE	ANALYSIS BY
1,1,1,2-Tetrachloroethane	EPA-8260	U	0.051	1	MG/KG	09/28/2015	DLC
Ethylbenzene	EPA-8260	U	0.064	1	MG/KG	09/28/2015	DLC
m,p-Xylene	EPA-8260	U	0.12	1	MG/KG	09/28/2015	DLC
Styrene	EPA-8260	U	0.050	1	MG/KG	09/28/2015	DLC
o-Xylene	EPA-8260	U	0.055	1	MG/KG	09/28/2015	DLC
Bromoform	EPA-8260	U	0.070	1	MG/KG	09/28/2015	DLC
Isopropylbenzene	EPA-8260	U	0.054	1	MG/KG	09/28/2015	DLC
1,1,2,2-Tetrachloroethane	EPA-8260	U	0.068	1	MG/KG	09/28/2015	DLC
1,2,3-Trichloropropane	EPA-8260	U	0.071	1	MG/KG	09/28/2015	DLC
Bromobenzene	EPA-8260	U	0.068	1	MG/KG	09/28/2015	DLC
N-Propyl Benzene	EPA-8260	U	0.065	1	MG/KG	09/28/2015	DLC
2-Chlorotoluene	EPA-8260	U	0.068	1	MG/KG	09/28/2015	DLC
1,3,5-Trimethylbenzene	EPA-8260	U	0.049	1	MG/KG	09/28/2015	DLC
4-Chlorotoluene	EPA-8260	U	0.098	1	MG/KG	09/28/2015	DLC
T-Butyl Benzene	EPA-8260	U	0.063	1	MG/KG	09/28/2015	DLC
1,2,4-Trimethylbenzene	EPA-8260	U	0.053	1	MG/KG	09/28/2015	DLC
S-Butyl Benzene	EPA-8260	U	0.058	1	MG/KG	09/28/2015	DLC
P-Isopropyltoluene	EPA-8260	U	0.047	1	MG/KG	09/28/2015	DLC
1,3-Dichlorobenzene	EPA-8260	U	0.069	1	MG/KG	09/28/2015	DLC
1,4-Dichlorobenzene	EPA-8260	U	0.064	1	MG/KG	09/28/2015	DLC
N-Butylbenzene	EPA-8260	U	0.051	1	MG/KG	09/28/2015	DLC
1,2-Dichlorobenzene	EPA-8260	U	0.069	1	MG/KG	09/28/2015	DLC
1,2-Dibromo 3-Chloropropane	EPA-8260	U	0.081	1	MG/KG	09/28/2015	DLC
1,2,4-Trichlorobenzene	EPA-8260	U	0.060	1	MG/KG	09/28/2015	DLC
Hexachlorobutadiene	EPA-8260	U	0.071	1	MG/KG	09/28/2015	DLC
Naphthalene	EPA-8260	U	0.068	1	MG/KG	09/28/2015	DLC
1,2,3-Trichlorobenzene	EPA-8260	U	0.064	1	MG/KG	09/28/2015	DLC

SURROGATE	METHOD	%REC	ANALYSIS DATE	ANALYSIS BY
1,2-Dichloroethane-d4	EPA-8260	102	09/28/2015	DLC
Toluene-d8	EPA-8260	98.0	09/28/2015	DLC
4-Bromofluorobenzene	EPA-8260	96.2	09/28/2015	DLC

U - Analyte analyzed for but not detected at level above reporting limit.



CERTIFICATE OF ANALYSIS

CLIENT:	Terracon 21905 - 64th Ave W, Suite 100 Mountlake Terrace, WA 98043	DATE:	9/29/2015
CLIENT CONTACT:	Mike Noll	ALS JOB#:	EV15090099
CLIENT PROJECT:	81157132	ALS SAMPLE#:	EV15090099-14
CLIENT SAMPLE ID	SB-4 S-2 @ 4.5-5.0'	DATE RECEIVED:	09/16/2015
		COLLECTION DATE:	9/16/2015 3:00:00 PM
		WDOE ACCREDITATION:	C601

SAMPLE DATA RESULTS

ANALYTE	METHOD	RESULTS	REPORTING LIMITS	DILUTION FACTOR	UNITS	ANALYSIS DATE	ANALYSIS BY
Dichlorodifluoromethane	EPA-8260	U	0.010	1	MG/KG	09/17/2015	DLC
Chloromethane	EPA-8260	U	0.010	1	MG/KG	09/17/2015	DLC
Vinyl Chloride	EPA-8260	0.025	0.010	1	MG/KG	09/17/2015	DLC
Bromomethane	EPA-8260	U	0.010	1	MG/KG	09/17/2015	DLC
Chloroethane	EPA-8260	U	0.010	1	MG/KG	09/17/2015	DLC
Carbon Tetrachloride	EPA-8260	U	0.010	1	MG/KG	09/17/2015	DLC
Trichlorofluoromethane	EPA-8260	U	0.010	1	MG/KG	09/17/2015	DLC
Carbon Disulfide	EPA-8260	U	0.010	1	MG/KG	09/17/2015	DLC
Acetone	EPA-8260	U	0.050	1	MG/KG	09/17/2015	DLC
1,1-Dichloroethene	EPA-8260	U	0.010	1	MG/KG	09/17/2015	DLC
Methylene Chloride	EPA-8260	U	0.020	1	MG/KG	09/17/2015	DLC
Acrylonitrile	EPA-8260	U	0.050	1	MG/KG	09/17/2015	DLC
Methyl T-Butyl Ether	EPA-8260	U	0.010	1	MG/KG	09/17/2015	DLC
Trans-1,2-Dichloroethene	EPA-8260	U	0.010	1	MG/KG	09/17/2015	DLC
1,1-Dichloroethane	EPA-8260	U	0.010	1	MG/KG	09/17/2015	DLC
2-Butanone	EPA-8260	U	0.050	1	MG/KG	09/17/2015	DLC
Cis-1,2-Dichloroethene	EPA-8260	11	0.58	10	MG/KG	09/21/2015	DLC
2,2-Dichloropropane	EPA-8260	U	0.010	1	MG/KG	09/17/2015	DLC
Bromochloromethane	EPA-8260	U	0.010	1	MG/KG	09/17/2015	DLC
Chloroform	EPA-8260	U	0.010	1	MG/KG	09/17/2015	DLC
1,1,1-Trichloroethane	EPA-8260	U	0.010	1	MG/KG	09/17/2015	DLC
1,1-Dichloropropene	EPA-8260	U	0.010	1	MG/KG	09/17/2015	DLC
1,2-Dichloroethane	EPA-8260	U	0.010	1	MG/KG	09/17/2015	DLC
Benzene	EPA-8260	U	0.0050	1	MG/KG	09/17/2015	DLC
Trichloroethene	EPA-8260	60	0.38	100	MG/KG	09/21/2015	DLC
1,2-Dichloropropane	EPA-8260	U	0.010	1	MG/KG	09/17/2015	DLC
Dibromomethane	EPA-8260	U	0.010	1	MG/KG	09/17/2015	DLC
Bromodichloromethane	EPA-8260	U	0.010	1	MG/KG	09/17/2015	DLC
Trans-1,3-Dichloropropene	EPA-8260	U	0.010	1	MG/KG	09/17/2015	DLC
4-Methyl-2-Pentanone	EPA-8260	U	0.050	1	MG/KG	09/17/2015	DLC
Toluene	EPA-8260	U	0.010	1	MG/KG	09/17/2015	DLC
Cis-1,3-Dichloropropene	EPA-8260	U	0.010	1	MG/KG	09/17/2015	DLC
1,1,2-Trichloroethane	EPA-8260	U	0.010	1	MG/KG	09/17/2015	DLC
2-Hexanone	EPA-8260	U	0.050	1	MG/KG	09/17/2015	DLC
1,3-Dichloropropane	EPA-8260	U	0.010	1	MG/KG	09/17/2015	DLC
Tetrachloroethylene	EPA-8260	7.8	0.037	10	MG/KG	09/21/2015	DLC
Dibromochloromethane	EPA-8260	U	0.010	1	MG/KG	09/17/2015	DLC
1,2-Dibromoethane	EPA-8260	U	0.0050	1	MG/KG	09/17/2015	DLC
Chlorobenzene	EPA-8260	U	0.010	1	MG/KG	09/17/2015	DLC



CERTIFICATE OF ANALYSIS

CLIENT:	Terracon 21905 - 64th Ave W, Suite 100 Mountlake Terrace, WA 98043	DATE:	9/29/2015
CLIENT CONTACT:	Mike Noll	ALS JOB#:	EV15090099
CLIENT PROJECT:	81157132	ALS SAMPLE#:	EV15090099-14
CLIENT SAMPLE ID	SB-4 S-2 @ 4.5-5.0'	DATE RECEIVED:	09/16/2015
		COLLECTION DATE:	9/16/2015 3:00:00 PM
		WDOE ACCREDITATION:	C601

SAMPLE DATA RESULTS

ANALYTE	METHOD	RESULTS	REPORTING LIMITS	DILUTION FACTOR	UNITS	ANALYSIS DATE	ANALYSIS BY
1,1,1,2-Tetrachloroethane	EPA-8260	U	0.010	1	MG/KG	09/17/2015	DLC
Ethylbenzene	EPA-8260	U	0.010	1	MG/KG	09/17/2015	DLC
m,p-Xylene	EPA-8260	U	0.020	1	MG/KG	09/17/2015	DLC
Styrene	EPA-8260	U	0.010	1	MG/KG	09/17/2015	DLC
o-Xylene	EPA-8260	U	0.010	1	MG/KG	09/17/2015	DLC
Bromoform	EPA-8260	U	0.010	1	MG/KG	09/17/2015	DLC
Isopropylbenzene	EPA-8260	U	0.010	1	MG/KG	09/17/2015	DLC
1,1,2,2-Tetrachloroethane	EPA-8260	U	0.010	1	MG/KG	09/17/2015	DLC
1,2,3-Trichloropropane	EPA-8260	U	0.010	1	MG/KG	09/17/2015	DLC
Bromobenzene	EPA-8260	U	0.010	1	MG/KG	09/17/2015	DLC
N-Propyl Benzene	EPA-8260	U	0.010	1	MG/KG	09/17/2015	DLC
2-Chlorotoluene	EPA-8260	U	0.010	1	MG/KG	09/17/2015	DLC
1,3,5-Trimethylbenzene	EPA-8260	U	0.010	1	MG/KG	09/17/2015	DLC
4-Chlorotoluene	EPA-8260	U	0.010	1	MG/KG	09/17/2015	DLC
T-Butyl Benzene	EPA-8260	U	0.010	1	MG/KG	09/17/2015	DLC
1,2,4-Trimethylbenzene	EPA-8260	U	0.010	1	MG/KG	09/17/2015	DLC
S-Butyl Benzene	EPA-8260	U	0.010	1	MG/KG	09/17/2015	DLC
P-Isopropyltoluene	EPA-8260	U	0.010	1	MG/KG	09/17/2015	DLC
1,3-Dichlorobenzene	EPA-8260	U	0.010	1	MG/KG	09/17/2015	DLC
1,4-Dichlorobenzene	EPA-8260	U	0.010	1	MG/KG	09/17/2015	DLC
N-Butylbenzene	EPA-8260	U	0.010	1	MG/KG	09/17/2015	DLC
1,2-Dichlorobenzene	EPA-8260	U	0.010	1	MG/KG	09/17/2015	DLC
1,2-Dibromo 3-Chloropropane	EPA-8260	U	0.050	1	MG/KG	09/17/2015	DLC
1,2,4-Trichlorobenzene	EPA-8260	U	0.010	1	MG/KG	09/17/2015	DLC
Hexachlorobutadiene	EPA-8260	U	0.010	1	MG/KG	09/17/2015	DLC
Naphthalene	EPA-8260	U	0.010	1	MG/KG	09/17/2015	DLC
1,2,3-Trichlorobenzene	EPA-8260	U	0.010	1	MG/KG	09/17/2015	DLC

SURROGATE	METHOD	%REC	ANALYSIS DATE	ANALYSIS BY
1,2-Dichloroethane-d4	EPA-8260	98.6	09/17/2015	DLC
1,2-Dichloroethane-d4 10X Dilution	EPA-8260	95.8	09/21/2015	DLC
1,2-Dichloroethane-d4 100X Dilution	EPA-8260	96.1	09/21/2015	DLC
Toluene-d8	EPA-8260	97.4	09/17/2015	DLC
Toluene-d8 10X Dilution	EPA-8260	104	09/21/2015	DLC
Toluene-d8 100X Dilution	EPA-8260	104	09/21/2015	DLC
4-Bromofluorobenzene	EPA-8260	110	09/17/2015	DLC
4-Bromofluorobenzene 10X Dilution	EPA-8260	93.8	09/21/2015	DLC
4-Bromofluorobenzene 100X Dilution	EPA-8260	97.3	09/21/2015	DLC



CERTIFICATE OF ANALYSIS

CLIENT:	Terracon 21905 - 64th Ave W, Suite 100 Mountlake Terrace, WA 98043	DATE:	9/29/2015
CLIENT CONTACT:	Mike Noll	ALS JOB#:	EV15090099
CLIENT PROJECT:	81157132	ALS SAMPLE#:	EV15090099-14
CLIENT SAMPLE ID	SB-4 S-2 @ 4.5-5.0'	DATE RECEIVED:	09/16/2015
		COLLECTION DATE:	9/16/2015 3:00:00 PM
		WDOE ACCREDITATION:	C601

SAMPLE DATA RESULTS

U - Analyte analyzed for but not detected at level above reporting limit.



CERTIFICATE OF ANALYSIS

CLIENT:	Terracon 21905 - 64th Ave W, Suite 100 Mountlake Terrace, WA 98043	DATE:	9/29/2015
CLIENT CONTACT:	Mike Noll	ALS JOB#:	EV15090099
CLIENT PROJECT:	81157132	ALS SAMPLE#:	EV15090099-15
CLIENT SAMPLE ID	SB-1 S-3 @ 5.5-6'	DATE RECEIVED:	09/16/2015
		COLLECTION DATE:	9/16/2015 10:00:00 AM
		WDOE ACCREDITATION:	C601

SAMPLE DATA RESULTS

ANALYTE	METHOD	RESULTS	REPORTING LIMITS	DILUTION FACTOR	UNITS	ANALYSIS DATE	ANALYSIS BY
Dichlorodifluoromethane	EPA-8260	U	0.10	1	MG/KG	09/23/2015	DLC
Chloromethane	EPA-8260	U	0.060	1	MG/KG	09/23/2015	DLC
Vinyl Chloride	EPA-8260	0.041	0.010	1	MG/KG	09/23/2015	DLC
Bromomethane	EPA-8260	U	0.050	1	MG/KG	09/23/2015	DLC
Chloroethane	EPA-8260	U	0.060	1	MG/KG	09/23/2015	DLC
Carbon Tetrachloride	EPA-8260	U	0.063	1	MG/KG	09/23/2015	DLC
Trichlorofluoromethane	EPA-8260	U	0.053	1	MG/KG	09/23/2015	DLC
Carbon Disulfide	EPA-8260	U	0.061	1	MG/KG	09/23/2015	DLC
Acetone	EPA-8260	U	0.12	1	MG/KG	09/23/2015	DLC
1,1-Dichloroethene	EPA-8260	0.040	0.010	1	MG/KG	09/23/2015	DLC
Methylene Chloride	EPA-8260	U	0.12	1	MG/KG	09/23/2015	DLC
Acrylonitrile	EPA-8260	U	0.064	1	MG/KG	09/23/2015	DLC
Methyl T-Butyl Ether	EPA-8260	U	0.062	1	MG/KG	09/23/2015	DLC
Trans-1,2-Dichloroethene	EPA-8260	0.60	0.060	1	MG/KG	09/23/2015	DLC
1,1-Dichloroethane	EPA-8260	U	0.060	1	MG/KG	09/23/2015	DLC
2-Butanone	EPA-8260	U	0.088	1	MG/KG	09/23/2015	DLC
Cis-1,2-Dichloroethene	EPA-8260	35	0.65	10	MG/KG	09/21/2015	DLC
2,2-Dichloropropane	EPA-8260	U	0.062	1	MG/KG	09/23/2015	DLC
Bromochloromethane	EPA-8260	U	0.11	1	MG/KG	09/23/2015	DLC
Chloroform	EPA-8260	U	0.062	1	MG/KG	09/23/2015	DLC
1,1,1-Trichloroethane	EPA-8260	U	0.056	1	MG/KG	09/23/2015	DLC
1,1-Dichloropropene	EPA-8260	U	0.056	1	MG/KG	09/23/2015	DLC
1,2-Dichloroethane	EPA-8260	U	0.010	1	MG/KG	09/23/2015	DLC
Benzene	EPA-8260	0.0081	0.0050	1	MG/KG	09/23/2015	DLC
Trichloroethene	EPA-8260	0.035	0.010	1	MG/KG	09/23/2015	DLC
1,2-Dichloropropane	EPA-8260	U	0.056	1	MG/KG	09/23/2015	DLC
Dibromomethane	EPA-8260	U	0.071	1	MG/KG	09/23/2015	DLC
Bromodichloromethane	EPA-8260	U	0.063	1	MG/KG	09/23/2015	DLC
Trans-1,3-Dichloropropene	EPA-8260	U	0.066	1	MG/KG	09/23/2015	DLC
4-Methyl-2-Pentanone	EPA-8260	U	0.062	1	MG/KG	09/23/2015	DLC
Toluene	EPA-8260	U	0.064	1	MG/KG	09/23/2015	DLC
Cis-1,3-Dichloropropene	EPA-8260	U	0.064	1	MG/KG	09/23/2015	DLC
1,1,2-Trichloroethane	EPA-8260	U	0.067	1	MG/KG	09/23/2015	DLC
2-Hexanone	EPA-8260	U	0.043	1	MG/KG	09/23/2015	DLC
1,3-Dichloropropane	EPA-8260	U	0.065	1	MG/KG	09/23/2015	DLC
Tetrachloroethylene	EPA-8260	0.30	0.010	1	MG/KG	09/23/2015	DLC
Dibromochloromethane	EPA-8260	U	0.096	1	MG/KG	09/23/2015	DLC
1,2-Dibromoethane	EPA-8260	U	0.0050	1	MG/KG	09/23/2015	DLC
Chlorobenzene	EPA-8260	U	0.067	1	MG/KG	09/23/2015	DLC



CERTIFICATE OF ANALYSIS

CLIENT:	Terracon 21905 - 64th Ave W, Suite 100 Mountlake Terrace, WA 98043	DATE:	9/29/2015
CLIENT CONTACT:	Mike Noll	ALS JOB#:	EV15090099
CLIENT PROJECT:	81157132	ALS SAMPLE#:	EV15090099-15
CLIENT SAMPLE ID	SB-1 S-3 @ 5.5-6'	DATE RECEIVED:	09/16/2015
		COLLECTION DATE:	9/16/2015 10:00:00 AM
		WDOE ACCREDITATION:	C601

SAMPLE DATA RESULTS

ANALYTE	METHOD	RESULTS	REPORTING LIMITS	DILUTION FACTOR	UNITS	ANALYSIS DATE	ANALYSIS BY
1,1,1,2-Tetrachloroethane	EPA-8260	U	0.052	1	MG/KG	09/23/2015	DLC
Ethylbenzene	EPA-8260	U	0.065	1	MG/KG	09/23/2015	DLC
m,p-Xylene	EPA-8260	U	0.12	1	MG/KG	09/23/2015	DLC
Styrene	EPA-8260	U	0.050	1	MG/KG	09/23/2015	DLC
o-Xylene	EPA-8260	U	0.056	1	MG/KG	09/23/2015	DLC
Bromoform	EPA-8260	U	0.072	1	MG/KG	09/23/2015	DLC
Isopropylbenzene	EPA-8260	U	0.055	1	MG/KG	09/23/2015	DLC
1,1,2,2-Tetrachloroethane	EPA-8260	U	0.069	1	MG/KG	09/23/2015	DLC
1,2,3-Trichloropropane	EPA-8260	U	0.072	1	MG/KG	09/23/2015	DLC
Bromobenzene	EPA-8260	U	0.069	1	MG/KG	09/23/2015	DLC
N-Propyl Benzene	EPA-8260	U	0.067	1	MG/KG	09/23/2015	DLC
2-Chlorotoluene	EPA-8260	U	0.069	1	MG/KG	09/23/2015	DLC
1,3,5-Trimethylbenzene	EPA-8260	U	0.050	1	MG/KG	09/23/2015	DLC
4-Chlorotoluene	EPA-8260	U	0.099	1	MG/KG	09/23/2015	DLC
T-Butyl Benzene	EPA-8260	U	0.064	1	MG/KG	09/23/2015	DLC
1,2,4-Trimethylbenzene	EPA-8260	U	0.054	1	MG/KG	09/23/2015	DLC
S-Butyl Benzene	EPA-8260	U	0.059	1	MG/KG	09/23/2015	DLC
P-Isopropyltoluene	EPA-8260	U	0.048	1	MG/KG	09/23/2015	DLC
1,3-Dichlorobenzene	EPA-8260	U	0.070	1	MG/KG	09/23/2015	DLC
1,4-Dichlorobenzene	EPA-8260	U	0.065	1	MG/KG	09/23/2015	DLC
N-Butylbenzene	EPA-8260	U	0.052	1	MG/KG	09/23/2015	DLC
1,2-Dichlorobenzene	EPA-8260	U	0.070	1	MG/KG	09/23/2015	DLC
1,2-Dibromo 3-Chloropropane	EPA-8260	U	0.082	1	MG/KG	09/23/2015	DLC
1,2,4-Trichlorobenzene	EPA-8260	U	0.061	1	MG/KG	09/23/2015	DLC
Hexachlorobutadiene	EPA-8260	U	0.072	1	MG/KG	09/23/2015	DLC
Naphthalene	EPA-8260	U	0.069	1	MG/KG	09/23/2015	DLC
1,2,3-Trichlorobenzene	EPA-8260	U	0.065	1	MG/KG	09/23/2015	DLC

SURROGATE	METHOD	%REC	ANALYSIS DATE	ANALYSIS BY
1,2-Dichloroethane-d4 10X Dilution	EPA-8260	96.3	09/21/2015	DLC
1,2-Dichloroethane-d4	EPA-8260	98.1	09/23/2015	DLC
Toluene-d8 10X Dilution	EPA-8260	104	09/21/2015	DLC
Toluene-d8	EPA-8260	97.2	09/23/2015	DLC
4-Bromofluorobenzene 10X Dilution	EPA-8260	95.4	09/21/2015	DLC
4-Bromofluorobenzene	EPA-8260	95.1	09/23/2015	DLC

U - Analyte analyzed for but not detected at level above reporting limit.



CERTIFICATE OF ANALYSIS

CLIENT:	Terracon 21905 - 64th Ave W, Suite 100 Mountlake Terrace, WA 98043	DATE:	9/29/2015
CLIENT CONTACT:	Mike Noll	ALS JOB#:	EV15090099
CLIENT PROJECT:	81157132	ALS SAMPLE#:	EV15090099-16
CLIENT SAMPLE ID	SB-3, S-7, 15.5-16'	DATE RECEIVED:	09/16/2015
		COLLECTION DATE:	9/16/2015 2:20:00 PM
		WDOE ACCREDITATION:	C601

SAMPLE DATA RESULTS

ANALYTE	METHOD	RESULTS	REPORTING LIMITS	DILUTION FACTOR	UNITS	ANALYSIS DATE	ANALYSIS BY
Dichlorodifluoromethane	EPA-8260	U	0.10	1	MG/KG	09/23/2015	DLC
Chloromethane	EPA-8260	U	0.061	1	MG/KG	09/23/2015	DLC
Vinyl Chloride	EPA-8260	1.1	0.010	1	MG/KG	09/23/2015	DLC
Bromomethane	EPA-8260	U	0.051	1	MG/KG	09/23/2015	DLC
Chloroethane	EPA-8260	U	0.061	1	MG/KG	09/23/2015	DLC
Carbon Tetrachloride	EPA-8260	U	0.064	1	MG/KG	09/23/2015	DLC
Trichlorofluoromethane	EPA-8260	U	0.053	1	MG/KG	09/23/2015	DLC
Carbon Disulfide	EPA-8260	U	0.062	1	MG/KG	09/23/2015	DLC
Acetone	EPA-8260	U	0.12	1	MG/KG	09/23/2015	DLC
1,1-Dichloroethene	EPA-8260	U	0.010	1	MG/KG	09/23/2015	DLC
Methylene Chloride	EPA-8260	U	0.13	1	MG/KG	09/23/2015	DLC
Acrylonitrile	EPA-8260	U	0.065	1	MG/KG	09/23/2015	DLC
Methyl T-Butyl Ether	EPA-8260	U	0.063	1	MG/KG	09/23/2015	DLC
Trans-1,2-Dichloroethene	EPA-8260	U	0.060	1	MG/KG	09/23/2015	DLC
1,1-Dichloroethane	EPA-8260	U	0.061	1	MG/KG	09/23/2015	DLC
2-Butanone	EPA-8260	U	0.089	1	MG/KG	09/23/2015	DLC
Cis-1,2-Dichloroethene	EPA-8260	0.83	0.066	1	MG/KG	09/23/2015	DLC
2,2-Dichloropropane	EPA-8260	U	0.062	1	MG/KG	09/23/2015	DLC
Bromochloromethane	EPA-8260	U	0.11	1	MG/KG	09/23/2015	DLC
Chloroform	EPA-8260	U	0.063	1	MG/KG	09/23/2015	DLC
1,1,1-Trichloroethane	EPA-8260	U	0.056	1	MG/KG	09/23/2015	DLC
1,1-Dichloropropene	EPA-8260	U	0.056	1	MG/KG	09/23/2015	DLC
1,2-Dichloroethane	EPA-8260	U	0.010	1	MG/KG	09/23/2015	DLC
Benzene	EPA-8260	U	0.0050	1	MG/KG	09/23/2015	DLC
Trichloroethene	EPA-8260	0.047	0.010	1	MG/KG	09/23/2015	DLC
1,2-Dichloropropane	EPA-8260	U	0.057	1	MG/KG	09/23/2015	DLC
Dibromomethane	EPA-8260	U	0.072	1	MG/KG	09/23/2015	DLC
Bromodichloromethane	EPA-8260	U	0.063	1	MG/KG	09/23/2015	DLC
Trans-1,3-Dichloropropene	EPA-8260	U	0.067	1	MG/KG	09/23/2015	DLC
4-Methyl-2-Pentanone	EPA-8260	U	0.062	1	MG/KG	09/23/2015	DLC
Toluene	EPA-8260	U	0.065	1	MG/KG	09/23/2015	DLC
Cis-1,3-Dichloropropene	EPA-8260	U	0.065	1	MG/KG	09/23/2015	DLC
1,1,2-Trichloroethane	EPA-8260	U	0.067	1	MG/KG	09/23/2015	DLC
2-Hexanone	EPA-8260	U	0.043	1	MG/KG	09/23/2015	DLC
1,3-Dichloropropane	EPA-8260	U	0.065	1	MG/KG	09/23/2015	DLC
Tetrachloroethylene	EPA-8260	0.78	0.010	1	MG/KG	09/23/2015	DLC
Dibromochloromethane	EPA-8260	U	0.097	1	MG/KG	09/23/2015	DLC
1,2-Dibromoethane	EPA-8260	U	0.0050	1	MG/KG	09/23/2015	DLC
Chlorobenzene	EPA-8260	U	0.067	1	MG/KG	09/23/2015	DLC



CERTIFICATE OF ANALYSIS

CLIENT:	Terracon 21905 - 64th Ave W, Suite 100 Mountlake Terrace, WA 98043	DATE:	9/29/2015
CLIENT CONTACT:	Mike Noll	ALS JOB#:	EV15090099
CLIENT PROJECT:	81157132	ALS SAMPLE#:	EV15090099-16
CLIENT SAMPLE ID	SB-3, S-7, 15.5-16'	DATE RECEIVED:	09/16/2015
		COLLECTION DATE:	9/16/2015 2:20:00 PM
		WDOE ACCREDITATION:	C601

SAMPLE DATA RESULTS

ANALYTE	METHOD	RESULTS	REPORTING LIMITS	DILUTION FACTOR	UNITS	ANALYSIS DATE	ANALYSIS BY
1,1,1,2-Tetrachloroethane	EPA-8260	U	0.052	1	MG/KG	09/23/2015	DLC
Ethylbenzene	EPA-8260	U	0.066	1	MG/KG	09/23/2015	DLC
m,p-Xylene	EPA-8260	U	0.12	1	MG/KG	09/23/2015	DLC
Styrene	EPA-8260	U	0.051	1	MG/KG	09/23/2015	DLC
o-Xylene	EPA-8260	U	0.057	1	MG/KG	09/23/2015	DLC
Bromoform	EPA-8260	U	0.072	1	MG/KG	09/23/2015	DLC
Isopropylbenzene	EPA-8260	U	0.055	1	MG/KG	09/23/2015	DLC
1,1,2,2-Tetrachloroethane	EPA-8260	U	0.070	1	MG/KG	09/23/2015	DLC
1,2,3-Trichloropropane	EPA-8260	U	0.073	1	MG/KG	09/23/2015	DLC
Bromobenzene	EPA-8260	U	0.070	1	MG/KG	09/23/2015	DLC
N-Propyl Benzene	EPA-8260	U	0.067	1	MG/KG	09/23/2015	DLC
2-Chlorotoluene	EPA-8260	U	0.070	1	MG/KG	09/23/2015	DLC
1,3,5-Trimethylbenzene	EPA-8260	U	0.050	1	MG/KG	09/23/2015	DLC
4-Chlorotoluene	EPA-8260	U	0.10	1	MG/KG	09/23/2015	DLC
T-Butyl Benzene	EPA-8260	U	0.065	1	MG/KG	09/23/2015	DLC
1,2,4-Trimethylbenzene	EPA-8260	U	0.054	1	MG/KG	09/23/2015	DLC
S-Butyl Benzene	EPA-8260	U	0.059	1	MG/KG	09/23/2015	DLC
P-Isopropyltoluene	EPA-8260	U	0.048	1	MG/KG	09/23/2015	DLC
1,3-Dichlorobenzene	EPA-8260	U	0.071	1	MG/KG	09/23/2015	DLC
1,4-Dichlorobenzene	EPA-8260	U	0.066	1	MG/KG	09/23/2015	DLC
N-Butylbenzene	EPA-8260	U	0.053	1	MG/KG	09/23/2015	DLC
1,2-Dichlorobenzene	EPA-8260	U	0.071	1	MG/KG	09/23/2015	DLC
1,2-Dibromo 3-Chloropropane	EPA-8260	U	0.083	1	MG/KG	09/23/2015	DLC
1,2,4-Trichlorobenzene	EPA-8260	U	0.062	1	MG/KG	09/23/2015	DLC
Hexachlorobutadiene	EPA-8260	U	0.073	1	MG/KG	09/23/2015	DLC
Naphthalene	EPA-8260	U	0.070	1	MG/KG	09/23/2015	DLC
1,2,3-Trichlorobenzene	EPA-8260	U	0.066	1	MG/KG	09/23/2015	DLC

SURROGATE	METHOD	%REC	ANALYSIS DATE	ANALYSIS BY
1,2-Dichloroethane-d4	EPA-8260	98.3	09/23/2015	DLC
Toluene-d8	EPA-8260	98.4	09/23/2015	DLC
4-Bromofluorobenzene	EPA-8260	95.3	09/23/2015	DLC

U - Analyte analyzed for but not detected at level above reporting limit.



CERTIFICATE OF ANALYSIS

CLIENT:	Terracon 21905 - 64th Ave W, Suite 100 Mountlake Terrace, WA 98043	DATE:	9/29/2015
CLIENT CONTACT:	Mike Noll	ALS JOB#:	EV15090099
CLIENT PROJECT:	81157132	ALS SAMPLE#:	EV15090099-17
CLIENT SAMPLE ID	SB-4, S-1, 1-1.5'	DATE RECEIVED:	09/16/2015
		COLLECTION DATE:	9/16/2015 2:53:00 PM
		WDOE ACCREDITATION:	C601

SAMPLE DATA RESULTS

ANALYTE	METHOD	RESULTS	REPORTING LIMITS	DILUTION FACTOR	UNITS	ANALYSIS DATE	ANALYSIS BY
Dichlorodifluoromethane	EPA-8260	U	0.081	1	MG/KG	09/23/2015	DLC
Chloromethane	EPA-8260	U	0.049	1	MG/KG	09/23/2015	DLC
Vinyl Chloride	EPA-8260	U	0.010	1	MG/KG	09/23/2015	DLC
Bromomethane	EPA-8260	U	0.041	1	MG/KG	09/23/2015	DLC
Chloroethane	EPA-8260	U	0.049	1	MG/KG	09/23/2015	DLC
Carbon Tetrachloride	EPA-8260	U	0.052	1	MG/KG	09/23/2015	DLC
Trichlorofluoromethane	EPA-8260	U	0.043	1	MG/KG	09/23/2015	DLC
Carbon Disulfide	EPA-8260	U	0.050	1	MG/KG	09/23/2015	DLC
Acetone	EPA-8260	U	0.095	1	MG/KG	09/23/2015	DLC
1,1-Dichloroethene	EPA-8260	U	0.010	1	MG/KG	09/23/2015	DLC
Methylene Chloride	EPA-8260	U	0.10	1	MG/KG	09/23/2015	DLC
Acrylonitrile	EPA-8260	U	0.053	1	MG/KG	09/23/2015	DLC
Methyl T-Butyl Ether	EPA-8260	U	0.051	1	MG/KG	09/23/2015	DLC
Trans-1,2-Dichloroethene	EPA-8260	U	0.049	1	MG/KG	09/23/2015	DLC
1,1-Dichloroethane	EPA-8260	U	0.049	1	MG/KG	09/23/2015	DLC
2-Butanone	EPA-8260	U	0.072	1	MG/KG	09/23/2015	DLC
Cis-1,2-Dichloroethene	EPA-8260	1.4	0.053	1	MG/KG	09/23/2015	DLC
2,2-Dichloropropane	EPA-8260	U	0.050	1	MG/KG	09/23/2015	DLC
Bromochloromethane	EPA-8260	U	0.087	1	MG/KG	09/23/2015	DLC
Chloroform	EPA-8260	U	0.050	1	MG/KG	09/23/2015	DLC
1,1,1-Trichloroethane	EPA-8260	U	0.045	1	MG/KG	09/23/2015	DLC
1,1-Dichloropropene	EPA-8260	U	0.045	1	MG/KG	09/23/2015	DLC
1,2-Dichloroethane	EPA-8260	U	0.010	1	MG/KG	09/23/2015	DLC
Benzene	EPA-8260	U	0.0050	1	MG/KG	09/23/2015	DLC
Trichloroethene	EPA-8260	0.95	0.010	1	MG/KG	09/23/2015	DLC
1,2-Dichloropropane	EPA-8260	U	0.046	1	MG/KG	09/23/2015	DLC
Dibromomethane	EPA-8260	U	0.058	1	MG/KG	09/23/2015	DLC
Bromodichloromethane	EPA-8260	U	0.051	1	MG/KG	09/23/2015	DLC
Trans-1,3-Dichloropropene	EPA-8260	U	0.054	1	MG/KG	09/23/2015	DLC
4-Methyl-2-Pentanone	EPA-8260	U	0.050	1	MG/KG	09/23/2015	DLC
Toluene	EPA-8260	U	0.052	1	MG/KG	09/23/2015	DLC
Cis-1,3-Dichloropropene	EPA-8260	U	0.053	1	MG/KG	09/23/2015	DLC
1,1,2-Trichloroethane	EPA-8260	U	0.054	1	MG/KG	09/23/2015	DLC
2-Hexanone	EPA-8260	U	0.035	1	MG/KG	09/23/2015	DLC
1,3-Dichloropropane	EPA-8260	U	0.053	1	MG/KG	09/23/2015	DLC
Tetrachloroethylene	EPA-8260	15	0.034	10	MG/KG	09/21/2015	DLC
Dibromochloromethane	EPA-8260	U	0.078	1	MG/KG	09/23/2015	DLC
1,2-Dibromoethane	EPA-8260	U	0.0050	1	MG/KG	09/23/2015	DLC
Chlorobenzene	EPA-8260	U	0.054	1	MG/KG	09/23/2015	DLC



CERTIFICATE OF ANALYSIS

CLIENT:	Terracon 21905 - 64th Ave W, Suite 100 Mountlake Terrace, WA 98043	DATE:	9/29/2015
CLIENT CONTACT:	Mike Noll	ALS JOB#:	EV15090099
CLIENT PROJECT:	81157132	ALS SAMPLE#:	EV15090099-17
CLIENT SAMPLE ID	SB-4, S-1, 1-1.5'	DATE RECEIVED:	09/16/2015
		COLLECTION DATE:	9/16/2015 2:53:00 PM
		WDOE ACCREDITATION:	C601

SAMPLE DATA RESULTS

ANALYTE	METHOD	RESULTS	REPORTING LIMITS	DILUTION FACTOR	UNITS	ANALYSIS DATE	ANALYSIS BY
1,1,1,2-Tetrachloroethane	EPA-8260	U	0.042	1	MG/KG	09/23/2015	DLC
Ethylbenzene	EPA-8260	U	0.053	1	MG/KG	09/23/2015	DLC
m,p-Xylene	EPA-8260	U	0.096	1	MG/KG	09/23/2015	DLC
Styrene	EPA-8260	U	0.041	1	MG/KG	09/23/2015	DLC
o-Xylene	EPA-8260	U	0.046	1	MG/KG	09/23/2015	DLC
Bromoform	EPA-8260	U	0.058	1	MG/KG	09/23/2015	DLC
Isopropylbenzene	EPA-8260	U	0.045	1	MG/KG	09/23/2015	DLC
1,1,2,2-Tetrachloroethane	EPA-8260	U	0.056	1	MG/KG	09/23/2015	DLC
1,2,3-Trichloropropane	EPA-8260	U	0.059	1	MG/KG	09/23/2015	DLC
Bromobenzene	EPA-8260	U	0.057	1	MG/KG	09/23/2015	DLC
N-Propyl Benzene	EPA-8260	U	0.054	1	MG/KG	09/23/2015	DLC
2-Chlorotoluene	EPA-8260	U	0.056	1	MG/KG	09/23/2015	DLC
1,3,5-Trimethylbenzene	EPA-8260	U	0.041	1	MG/KG	09/23/2015	DLC
4-Chlorotoluene	EPA-8260	U	0.081	1	MG/KG	09/23/2015	DLC
T-Butyl Benzene	EPA-8260	U	0.052	1	MG/KG	09/23/2015	DLC
1,2,4-Trimethylbenzene	EPA-8260	U	0.044	1	MG/KG	09/23/2015	DLC
S-Butyl Benzene	EPA-8260	U	0.048	1	MG/KG	09/23/2015	DLC
P-Isopropyltoluene	EPA-8260	U	0.039	1	MG/KG	09/23/2015	DLC
1,3-Dichlorobenzene	EPA-8260	U	0.057	1	MG/KG	09/23/2015	DLC
1,4-Dichlorobenzene	EPA-8260	U	0.053	1	MG/KG	09/23/2015	DLC
N-Butylbenzene	EPA-8260	U	0.042	1	MG/KG	09/23/2015	DLC
1,2-Dichlorobenzene	EPA-8260	U	0.057	1	MG/KG	09/23/2015	DLC
1,2-Dibromo 3-Chloropropane	EPA-8260	U	0.067	1	MG/KG	09/23/2015	DLC
1,2,4-Trichlorobenzene	EPA-8260	U	0.050	1	MG/KG	09/23/2015	DLC
Hexachlorobutadiene	EPA-8260	U	0.059	1	MG/KG	09/23/2015	DLC
Naphthalene	EPA-8260	U	0.056	1	MG/KG	09/23/2015	DLC
1,2,3-Trichlorobenzene	EPA-8260	U	0.053	1	MG/KG	09/23/2015	DLC

SURROGATE	METHOD	%REC	ANALYSIS DATE	ANALYSIS BY
1,2-Dichloroethane-d4 10X Dilution	EPA-8260	96.0	09/21/2015	DLC
1,2-Dichloroethane-d4	EPA-8260	98.2	09/23/2015	DLC
Toluene-d8 10X Dilution	EPA-8260	103	09/21/2015	DLC
Toluene-d8	EPA-8260	96.7	09/23/2015	DLC
4-Bromofluorobenzene 10X Dilution	EPA-8260	94.2	09/21/2015	DLC
4-Bromofluorobenzene	EPA-8260	95.9	09/23/2015	DLC

U - Analyte analyzed for but not detected at level above reporting limit.



CERTIFICATE OF ANALYSIS

CLIENT:	Terracon 21905 - 64th Ave W, Suite 100 Mountlake Terrace, WA 98043	DATE:	9/29/2015
CLIENT CONTACT:	Mike Noll	ALS JOB#:	EV15090099
CLIENT PROJECT:	81157132	ALS SAMPLE#:	EV15090099-18
CLIENT SAMPLE ID	SB-1 S-4 @ 7.5-8'	DATE RECEIVED:	09/16/2015
		COLLECTION DATE:	9/16/2015 10:10:00 AM
		WDOE ACCREDITATION:	C601

SAMPLE DATA RESULTS

ANALYTE	METHOD	RESULTS	REPORTING LIMITS	DILUTION FACTOR	UNITS	ANALYSIS DATE	ANALYSIS BY
Dichlorodifluoromethane	EPA-8260	U	0.17	1	MG/KG	09/28/2015	DLC
Chloromethane	EPA-8260	U	0.10	1	MG/KG	09/28/2015	DLC
Vinyl Chloride	EPA-8260	1.6 F3	0.010	1	MG/KG	09/28/2015	DLC
Bromomethane	EPA-8260	U	0.086	1	MG/KG	09/28/2015	DLC
Chloroethane	EPA-8260	U	0.10	1	MG/KG	09/28/2015	DLC
Carbon Tetrachloride	EPA-8260	U	0.11	1	MG/KG	09/28/2015	DLC
Trichlorofluoromethane	EPA-8260	U	0.091	1	MG/KG	09/28/2015	DLC
Carbon Disulfide	EPA-8260	U	0.11	1	MG/KG	09/28/2015	DLC
Acetone	EPA-8260	U	0.20	1	MG/KG	09/28/2015	DLC
1,1-Dichloroethene	EPA-8260	0.32	0.010	1	MG/KG	09/28/2015	DLC
Methylene Chloride	EPA-8260	U	0.21	1	MG/KG	09/28/2015	DLC
Acrylonitrile	EPA-8260	U	0.11	1	MG/KG	09/28/2015	DLC
Methyl T-Butyl Ether	EPA-8260	U	0.11	1	MG/KG	09/28/2015	DLC
Trans-1,2-Dichloroethene	EPA-8260	4.8	0.10	1	MG/KG	09/28/2015	DLC
1,1-Dichloroethane	EPA-8260	U	0.10	1	MG/KG	09/28/2015	DLC
2-Butanone	EPA-8260	U	0.15	1	MG/KG	09/28/2015	DLC
Cis-1,2-Dichloroethene	EPA-8260	130	11	100	MG/KG	09/29/2015	DLC
2,2-Dichloropropane	EPA-8260	U	0.11	1	MG/KG	09/28/2015	DLC
Bromochloromethane	EPA-8260	U	0.18	1	MG/KG	09/28/2015	DLC
Chloroform	EPA-8260	U	0.11	1	MG/KG	09/28/2015	DLC
1,1,1-Trichloroethane	EPA-8260	U	0.096	1	MG/KG	09/28/2015	DLC
1,1-Dichloropropene	EPA-8260	U	0.096	1	MG/KG	09/28/2015	DLC
1,2-Dichloroethane	EPA-8260	U	0.010	1	MG/KG	09/28/2015	DLC
Benzene	EPA-8260	0.043	0.0050	1	MG/KG	09/28/2015	DLC
Trichloroethene	EPA-8260	0.068	0.010	1	MG/KG	09/28/2015	DLC
1,2-Dichloropropane	EPA-8260	U	0.096	1	MG/KG	09/28/2015	DLC
Dibromomethane	EPA-8260	U	0.12	1	MG/KG	09/28/2015	DLC
Bromodichloromethane	EPA-8260	U	0.11	1	MG/KG	09/28/2015	DLC
Trans-1,3-Dichloropropene	EPA-8260	U	0.11	1	MG/KG	09/28/2015	DLC
4-Methyl-2-Pentanone	EPA-8260	U	0.11	1	MG/KG	09/28/2015	DLC
Toluene	EPA-8260	0.43	0.11	1	MG/KG	09/28/2015	DLC
Cis-1,3-Dichloropropene	EPA-8260	U	0.11	1	MG/KG	09/28/2015	DLC
1,1,2-Trichloroethane	EPA-8260	U	0.11	1	MG/KG	09/28/2015	DLC
2-Hexanone	EPA-8260	U	0.074	1	MG/KG	09/28/2015	DLC
1,3-Dichloropropane	EPA-8260	U	0.11	1	MG/KG	09/28/2015	DLC
Tetrachloroethylene	EPA-8260	0.64	0.010	1	MG/KG	09/28/2015	DLC
Dibromochloromethane	EPA-8260	U	0.17	1	MG/KG	09/28/2015	DLC
1,2-Dibromoethane	EPA-8260	U	0.0050	1	MG/KG	09/28/2015	DLC
Chlorobenzene	EPA-8260	U	0.11	1	MG/KG	09/28/2015	DLC



CERTIFICATE OF ANALYSIS

CLIENT:	Terracon 21905 - 64th Ave W, Suite 100 Mountlake Terrace, WA 98043	DATE:	9/29/2015
CLIENT CONTACT:	Mike Noll	ALS JOB#:	EV15090099
CLIENT PROJECT:	81157132	ALS SAMPLE#:	EV15090099-18
CLIENT SAMPLE ID	SB-1 S-4 @ 7.5-8'	DATE RECEIVED:	09/16/2015
		COLLECTION DATE:	9/16/2015 10:10:00 AM
		WDOE ACCREDITATION:	C601

SAMPLE DATA RESULTS

ANALYTE	METHOD	RESULTS	REPORTING LIMITS	DILUTION FACTOR	UNITS	ANALYSIS DATE	ANALYSIS BY
1,1,1,2-Tetrachloroethane	EPA-8260	U	0.089	1	MG/KG	09/28/2015	DLC
Ethylbenzene	EPA-8260	U	0.11	1	MG/KG	09/28/2015	DLC
m,p-Xylene	EPA-8260	U	0.20	1	MG/KG	09/28/2015	DLC
Styrene	EPA-8260	U	0.087	1	MG/KG	09/28/2015	DLC
o-Xylene	EPA-8260	U	0.097	1	MG/KG	09/28/2015	DLC
Bromoform	EPA-8260	U	0.12	1	MG/KG	09/28/2015	DLC
Isopropylbenzene	EPA-8260	U	0.094	1	MG/KG	09/28/2015	DLC
1,1,2,2-Tetrachloroethane	EPA-8260	U	0.12	1	MG/KG	09/28/2015	DLC
1,2,3-Trichloropropane	EPA-8260	U	0.12	1	MG/KG	09/28/2015	DLC
Bromobenzene	EPA-8260	U	0.12	1	MG/KG	09/28/2015	DLC
N-Propyl Benzene	EPA-8260	U	0.11	1	MG/KG	09/28/2015	DLC
2-Chlorotoluene	EPA-8260	U	0.12	1	MG/KG	09/28/2015	DLC
1,3,5-Trimethylbenzene	EPA-8260	U	0.086	1	MG/KG	09/28/2015	DLC
4-Chlorotoluene	EPA-8260	U	0.17	1	MG/KG	09/28/2015	DLC
T-Butyl Benzene	EPA-8260	U	0.11	1	MG/KG	09/28/2015	DLC
1,2,4-Trimethylbenzene	EPA-8260	U	0.093	1	MG/KG	09/28/2015	DLC
S-Butyl Benzene	EPA-8260	U	0.10	1	MG/KG	09/28/2015	DLC
P-Isopropyltoluene	EPA-8260	0.29	0.082	1	MG/KG	09/28/2015	DLC
1,3-Dichlorobenzene	EPA-8260	U	0.12	1	MG/KG	09/28/2015	DLC
1,4-Dichlorobenzene	EPA-8260	U	0.11	1	MG/KG	09/28/2015	DLC
N-Butylbenzene	EPA-8260	U	0.089	1	MG/KG	09/28/2015	DLC
1,2-Dichlorobenzene	EPA-8260	U	0.12	1	MG/KG	09/28/2015	DLC
1,2-Dibromo 3-Chloropropane	EPA-8260	U	0.14	1	MG/KG	09/28/2015	DLC
1,2,4-Trichlorobenzene	EPA-8260	U	0.10	1	MG/KG	09/28/2015	DLC
Hexachlorobutadiene	EPA-8260	U	0.12	1	MG/KG	09/28/2015	DLC
Naphthalene	EPA-8260	U	0.12	1	MG/KG	09/28/2015	DLC
1,2,3-Trichlorobenzene	EPA-8260	U	0.11	1	MG/KG	09/28/2015	DLC

SURROGATE	METHOD	%REC	ANALYSIS DATE	ANALYSIS BY
1,2-Dichloroethane-d4	EPA-8260	97.9	09/28/2015	DLC
1,2-Dichloroethane-d4 100X Dilution	EPA-8260	106	09/29/2015	DLC
Toluene-d8	EPA-8260	97.9	09/28/2015	DLC
Toluene-d8 100X Dilution	EPA-8260	99.7	09/29/2015	DLC
4-Bromofluorobenzene	EPA-8260	98.4	09/28/2015	DLC
4-Bromofluorobenzene 100X Dilution	EPA-8260	101	09/29/2015	DLC

F3 - Analyte results biased high due to coeluting compound.
 U - Analyte analyzed for but not detected at level above reporting limit.



CERTIFICATE OF ANALYSIS

CLIENT:	Terracon 21905 - 64th Ave W, Suite 100 Mountlake Terrace, WA 98043	DATE:	9/29/2015
CLIENT CONTACT:	Mike Noll	ALS JOB#:	EV15090099
CLIENT PROJECT:	81157132	ALS SAMPLE#:	EV15090099-19
CLIENT SAMPLE ID	SB-3, S-9, 22.5-23'	DATE RECEIVED:	09/16/2015
		COLLECTION DATE:	9/16/2015 2:35:00 PM
		WDOE ACCREDITATION:	C601

SAMPLE DATA RESULTS

ANALYTE	METHOD	RESULTS	REPORTING LIMITS	DILUTION FACTOR	UNITS	ANALYSIS DATE	ANALYSIS BY
Dichlorodifluoromethane	EPA-8260	U	0.095	1	MG/KG	09/28/2015	DLC
Chloromethane	EPA-8260	U	0.057	1	MG/KG	09/28/2015	DLC
Vinyl Chloride	EPA-8260	U	0.010	1	MG/KG	09/28/2015	DLC
Bromomethane	EPA-8260	U	0.048	1	MG/KG	09/28/2015	DLC
Chloroethane	EPA-8260	U	0.057	1	MG/KG	09/28/2015	DLC
Carbon Tetrachloride	EPA-8260	U	0.060	1	MG/KG	09/28/2015	DLC
Trichlorofluoromethane	EPA-8260	U	0.050	1	MG/KG	09/28/2015	DLC
Carbon Disulfide	EPA-8260	U	0.059	1	MG/KG	09/28/2015	DLC
Acetone	EPA-8260	U	0.11	1	MG/KG	09/28/2015	DLC
1,1-Dichloroethene	EPA-8260	U	0.010	1	MG/KG	09/28/2015	DLC
Methylene Chloride	EPA-8260	U	0.12	1	MG/KG	09/28/2015	DLC
Acrylonitrile	EPA-8260	U	0.061	1	MG/KG	09/28/2015	DLC
Methyl T-Butyl Ether	EPA-8260	U	0.059	1	MG/KG	09/28/2015	DLC
Trans-1,2-Dichloroethene	EPA-8260	U	0.057	1	MG/KG	09/28/2015	DLC
1,1-Dichloroethane	EPA-8260	U	0.058	1	MG/KG	09/28/2015	DLC
2-Butanone	EPA-8260	U	0.084	1	MG/KG	09/28/2015	DLC
Cis-1,2-Dichloroethene	EPA-8260	U	0.062	1	MG/KG	09/28/2015	DLC
2,2-Dichloropropane	EPA-8260	U	0.059	1	MG/KG	09/28/2015	DLC
Bromochloromethane	EPA-8260	U	0.10	1	MG/KG	09/28/2015	DLC
Chloroform	EPA-8260	U	0.059	1	MG/KG	09/28/2015	DLC
1,1,1-Trichloroethane	EPA-8260	U	0.053	1	MG/KG	09/28/2015	DLC
1,1-Dichloropropene	EPA-8260	U	0.053	1	MG/KG	09/28/2015	DLC
1,2-Dichloroethane	EPA-8260	U	0.010	1	MG/KG	09/28/2015	DLC
Benzene	EPA-8260	U	0.0050	1	MG/KG	09/28/2015	DLC
Trichloroethene	EPA-8260	0.014	0.010	1	MG/KG	09/28/2015	DLC
1,2-Dichloropropane	EPA-8260	U	0.053	1	MG/KG	09/28/2015	DLC
Dibromomethane	EPA-8260	U	0.067	1	MG/KG	09/28/2015	DLC
Bromodichloromethane	EPA-8260	U	0.060	1	MG/KG	09/28/2015	DLC
Trans-1,3-Dichloropropene	EPA-8260	U	0.063	1	MG/KG	09/28/2015	DLC
4-Methyl-2-Pentanone	EPA-8260	U	0.059	1	MG/KG	09/28/2015	DLC
Toluene	EPA-8260	U	0.061	1	MG/KG	09/28/2015	DLC
Cis-1,3-Dichloropropene	EPA-8260	U	0.062	1	MG/KG	09/28/2015	DLC
1,1,2-Trichloroethane	EPA-8260	U	0.064	1	MG/KG	09/28/2015	DLC
2-Hexanone	EPA-8260	U	0.041	1	MG/KG	09/28/2015	DLC
1,3-Dichloropropane	EPA-8260	U	0.062	1	MG/KG	09/28/2015	DLC
Tetrachloroethylene	EPA-8260	0.16	0.010	1	MG/KG	09/28/2015	DLC
Dibromochloromethane	EPA-8260	U	0.092	1	MG/KG	09/28/2015	DLC
1,2-Dibromoethane	EPA-8260	U	0.0050	1	MG/KG	09/28/2015	DLC
Chlorobenzene	EPA-8260	U	0.064	1	MG/KG	09/28/2015	DLC



CERTIFICATE OF ANALYSIS

CLIENT:	Terracon 21905 - 64th Ave W, Suite 100 Mountlake Terrace, WA 98043	DATE:	9/29/2015
CLIENT CONTACT:	Mike Noll	ALS JOB#:	EV15090099
CLIENT PROJECT:	81157132	ALS SAMPLE#:	EV15090099-19
CLIENT SAMPLE ID	SB-3, S-9, 22.5-23'	DATE RECEIVED:	09/16/2015
		COLLECTION DATE:	9/16/2015 2:35:00 PM
		WDOE ACCREDITATION:	C601

SAMPLE DATA RESULTS

ANALYTE	METHOD	RESULTS	REPORTING LIMITS	DILUTION FACTOR	UNITS	ANALYSIS DATE	ANALYSIS BY
1,1,1,2-Tetrachloroethane	EPA-8260	U	0.049	1	MG/KG	09/28/2015	DLC
Ethylbenzene	EPA-8260	U	0.062	1	MG/KG	09/28/2015	DLC
m,p-Xylene	EPA-8260	U	0.11	1	MG/KG	09/28/2015	DLC
Styrene	EPA-8260	U	0.048	1	MG/KG	09/28/2015	DLC
o-Xylene	EPA-8260	U	0.054	1	MG/KG	09/28/2015	DLC
Bromoform	EPA-8260	U	0.068	1	MG/KG	09/28/2015	DLC
Isopropylbenzene	EPA-8260	U	0.052	1	MG/KG	09/28/2015	DLC
1,1,2,2-Tetrachloroethane	EPA-8260	U	0.066	1	MG/KG	09/28/2015	DLC
1,2,3-Trichloropropane	EPA-8260	U	0.069	1	MG/KG	09/28/2015	DLC
Bromobenzene	EPA-8260	U	0.066	1	MG/KG	09/28/2015	DLC
N-Propyl Benzene	EPA-8260	U	0.064	1	MG/KG	09/28/2015	DLC
2-Chlorotoluene	EPA-8260	U	0.066	1	MG/KG	09/28/2015	DLC
1,3,5-Trimethylbenzene	EPA-8260	U	0.048	1	MG/KG	09/28/2015	DLC
4-Chlorotoluene	EPA-8260	U	0.095	1	MG/KG	09/28/2015	DLC
T-Butyl Benzene	EPA-8260	U	0.061	1	MG/KG	09/28/2015	DLC
1,2,4-Trimethylbenzene	EPA-8260	U	0.051	1	MG/KG	09/28/2015	DLC
S-Butyl Benzene	EPA-8260	U	0.056	1	MG/KG	09/28/2015	DLC
P-Isopropyltoluene	EPA-8260	U	0.046	1	MG/KG	09/28/2015	DLC
1,3-Dichlorobenzene	EPA-8260	U	0.067	1	MG/KG	09/28/2015	DLC
1,4-Dichlorobenzene	EPA-8260	U	0.062	1	MG/KG	09/28/2015	DLC
N-Butylbenzene	EPA-8260	U	0.050	1	MG/KG	09/28/2015	DLC
1,2-Dichlorobenzene	EPA-8260	U	0.067	1	MG/KG	09/28/2015	DLC
1,2-Dibromo 3-Chloropropane	EPA-8260	U	0.079	1	MG/KG	09/28/2015	DLC
1,2,4-Trichlorobenzene	EPA-8260	U	0.058	1	MG/KG	09/28/2015	DLC
Hexachlorobutadiene	EPA-8260	U	0.069	1	MG/KG	09/28/2015	DLC
Naphthalene	EPA-8260	U	0.066	1	MG/KG	09/28/2015	DLC
1,2,3-Trichlorobenzene	EPA-8260	U	0.062	1	MG/KG	09/28/2015	DLC

SURROGATE	METHOD	%REC	ANALYSIS DATE	ANALYSIS BY
1,2-Dichloroethane-d4	EPA-8260	99.2	09/28/2015	DLC
Toluene-d8	EPA-8260	98.0	09/28/2015	DLC
4-Bromofluorobenzene	EPA-8260	97.0	09/28/2015	DLC

U - Analyte analyzed for but not detected at level above reporting limit.



CERTIFICATE OF ANALYSIS

CLIENT:	Terracon 21905 - 64th Ave W, Suite 100 Mountlake Terrace, WA 98043	DATE:	9/29/2015
CLIENT CONTACT:	Mike Noll	ALS JOB#:	EV15090099
CLIENT PROJECT:	81157132	ALS SAMPLE#:	EV15090099-21
CLIENT SAMPLE ID	SB-3 S-6 @ 14.5-15'	DATE RECEIVED:	09/16/2015
		COLLECTION DATE:	9/16/2015 2:15:00 PM
		WDOE ACCREDITATION:	C601

SAMPLE DATA RESULTS

ANALYTE	METHOD	RESULTS	REPORTING LIMITS	DILUTION FACTOR	UNITS	ANALYSIS DATE	ANALYSIS BY
Dichlorodifluoromethane	EPA-8260	U	0.10	1	MG/KG	09/23/2015	DLC
Chloromethane	EPA-8260	U	0.063	1	MG/KG	09/23/2015	DLC
Vinyl Chloride	EPA-8260	3.9	0.027	10	MG/KG	09/23/2015	DLC
Bromomethane	EPA-8260	U	0.053	1	MG/KG	09/23/2015	DLC
Chloroethane	EPA-8260	U	0.063	1	MG/KG	09/23/2015	DLC
Carbon Tetrachloride	EPA-8260	U	0.066	1	MG/KG	09/23/2015	DLC
Trichlorofluoromethane	EPA-8260	U	0.056	1	MG/KG	09/23/2015	DLC
Carbon Disulfide	EPA-8260	U	0.065	1	MG/KG	09/23/2015	DLC
Acetone	EPA-8260	U	0.12	1	MG/KG	09/23/2015	DLC
1,1-Dichloroethene	EPA-8260	0.033	0.010	1	MG/KG	09/23/2015	DLC
Methylene Chloride	EPA-8260	U	0.13	1	MG/KG	09/23/2015	DLC
Acrylonitrile	EPA-8260	U	0.068	1	MG/KG	09/23/2015	DLC
Methyl T-Butyl Ether	EPA-8260	U	0.065	1	MG/KG	09/23/2015	DLC
Trans-1,2-Dichloroethene	EPA-8260	0.28	0.063	1	MG/KG	09/23/2015	DLC
1,1-Dichloroethane	EPA-8260	U	0.063	1	MG/KG	09/23/2015	DLC
2-Butanone	EPA-8260	U	0.093	1	MG/KG	09/23/2015	DLC
Cis-1,2-Dichloroethene	EPA-8260	19	0.68	10	MG/KG	09/23/2015	DLC
2,2-Dichloropropane	EPA-8260	U	0.065	1	MG/KG	09/23/2015	DLC
Bromochloromethane	EPA-8260	U	0.11	1	MG/KG	09/23/2015	DLC
Chloroform	EPA-8260	U	0.065	1	MG/KG	09/23/2015	DLC
1,1,1-Trichloroethane	EPA-8260	U	0.058	1	MG/KG	09/23/2015	DLC
1,1-Dichloropropene	EPA-8260	U	0.058	1	MG/KG	09/23/2015	DLC
1,2-Dichloroethane	EPA-8260	U	0.010	1	MG/KG	09/23/2015	DLC
Benzene	EPA-8260	U	0.0050	1	MG/KG	09/23/2015	DLC
Trichloroethene	EPA-8260	3.3	0.010	1	MG/KG	09/23/2015	DLC
1,2-Dichloropropane	EPA-8260	U	0.059	1	MG/KG	09/23/2015	DLC
Dibromomethane	EPA-8260	U	0.074	1	MG/KG	09/23/2015	DLC
Bromodichloromethane	EPA-8260	U	0.066	1	MG/KG	09/23/2015	DLC
Trans-1,3-Dichloropropene	EPA-8260	U	0.070	1	MG/KG	09/23/2015	DLC
4-Methyl-2-Pentanone	EPA-8260	U	0.065	1	MG/KG	09/23/2015	DLC
Toluene	EPA-8260	U	0.067	1	MG/KG	09/23/2015	DLC
Cis-1,3-Dichloropropene	EPA-8260	U	0.068	1	MG/KG	09/23/2015	DLC
1,1,2-Trichloroethane	EPA-8260	U	0.070	1	MG/KG	09/23/2015	DLC
2-Hexanone	EPA-8260	U	0.045	1	MG/KG	09/23/2015	DLC
1,3-Dichloropropane	EPA-8260	U	0.068	1	MG/KG	09/23/2015	DLC
Tetrachloroethylene	EPA-8260	3.0	0.010	1	MG/KG	09/23/2015	DLC
Dibromochloromethane	EPA-8260	U	0.10	1	MG/KG	09/23/2015	DLC
1,2-Dibromoethane	EPA-8260	U	0.0050	1	MG/KG	09/23/2015	DLC
Chlorobenzene	EPA-8260	U	0.070	1	MG/KG	09/23/2015	DLC



CERTIFICATE OF ANALYSIS

CLIENT:	Terracon 21905 - 64th Ave W, Suite 100 Mountlake Terrace, WA 98043	DATE:	9/29/2015
CLIENT CONTACT:	Mike Noll	ALS JOB#:	EV15090099
CLIENT PROJECT:	81157132	ALS SAMPLE#:	EV15090099-21
CLIENT SAMPLE ID	SB-3 S-6 @ 14.5-15'	DATE RECEIVED:	09/16/2015
		COLLECTION DATE:	9/16/2015 2:15:00 PM
		WDOE ACCREDITATION:	C601

SAMPLE DATA RESULTS

ANALYTE	METHOD	RESULTS	REPORTING LIMITS	DILUTION FACTOR	UNITS	ANALYSIS DATE	ANALYSIS BY
1,1,1,2-Tetrachloroethane	EPA-8260	U	0.054	1	MG/KG	09/23/2015	DLC
Ethylbenzene	EPA-8260	U	0.069	1	MG/KG	09/23/2015	DLC
m,p-Xylene	EPA-8260	U	0.12	1	MG/KG	09/23/2015	DLC
Styrene	EPA-8260	U	0.053	1	MG/KG	09/23/2015	DLC
o-Xylene	EPA-8260	U	0.059	1	MG/KG	09/23/2015	DLC
Bromoform	EPA-8260	U	0.075	1	MG/KG	09/23/2015	DLC
Isopropylbenzene	EPA-8260	U	0.057	1	MG/KG	09/23/2015	DLC
1,1,2,2-Tetrachloroethane	EPA-8260	U	0.072	1	MG/KG	09/23/2015	DLC
1,2,3-Trichloropropane	EPA-8260	U	0.076	1	MG/KG	09/23/2015	DLC
Bromobenzene	EPA-8260	U	0.073	1	MG/KG	09/23/2015	DLC
N-Propyl Benzene	EPA-8260	U	0.070	1	MG/KG	09/23/2015	DLC
2-Chlorotoluene	EPA-8260	U	0.073	1	MG/KG	09/23/2015	DLC
1,3,5-Trimethylbenzene	EPA-8260	U	0.052	1	MG/KG	09/23/2015	DLC
4-Chlorotoluene	EPA-8260	U	0.10	1	MG/KG	09/23/2015	DLC
T-Butyl Benzene	EPA-8260	U	0.067	1	MG/KG	09/23/2015	DLC
1,2,4-Trimethylbenzene	EPA-8260	U	0.057	1	MG/KG	09/23/2015	DLC
S-Butyl Benzene	EPA-8260	U	0.062	1	MG/KG	09/23/2015	DLC
P-Isopropyltoluene	EPA-8260	U	0.050	1	MG/KG	09/23/2015	DLC
1,3-Dichlorobenzene	EPA-8260	U	0.074	1	MG/KG	09/23/2015	DLC
1,4-Dichlorobenzene	EPA-8260	U	0.068	1	MG/KG	09/23/2015	DLC
N-Butylbenzene	EPA-8260	U	0.055	1	MG/KG	09/23/2015	DLC
1,2-Dichlorobenzene	EPA-8260	U	0.074	1	MG/KG	09/23/2015	DLC
1,2-Dibromo 3-Chloropropane	EPA-8260	U	0.087	1	MG/KG	09/23/2015	DLC
1,2,4-Trichlorobenzene	EPA-8260	U	0.064	1	MG/KG	09/23/2015	DLC
Hexachlorobutadiene	EPA-8260	U	0.076	1	MG/KG	09/23/2015	DLC
Naphthalene	EPA-8260	U	0.072	1	MG/KG	09/23/2015	DLC
1,2,3-Trichlorobenzene	EPA-8260	U	0.069	1	MG/KG	09/23/2015	DLC

SURROGATE	METHOD	%REC	ANALYSIS DATE	ANALYSIS BY
1,2-Dichloroethane-d4 10X Dilution	EPA-8260	99.4	09/23/2015	DLC
1,2-Dichloroethane-d4	EPA-8260	96.2	09/23/2015	DLC
Toluene-d8 10X Dilution	EPA-8260	101	09/23/2015	DLC
Toluene-d8	EPA-8260	96.8	09/23/2015	DLC
4-Bromofluorobenzene 10X Dilution	EPA-8260	97.5	09/23/2015	DLC
4-Bromofluorobenzene	EPA-8260	95.5	09/23/2015	DLC

U - Analyte analyzed for but not detected at level above reporting limit.



CERTIFICATE OF ANALYSIS

CLIENT:	Terracon 21905 - 64th Ave W, Suite 100 Mountlake Terrace, WA 98043	DATE:	9/29/2015
CLIENT CONTACT:	Mike Noll	ALS JOB#:	EV15090099
CLIENT PROJECT:	81157132	ALS SAMPLE#:	EV15090099-22
CLIENT SAMPLE ID	SB-1 S-6 @ 12-12.5'	DATE RECEIVED:	09/16/2015
		COLLECTION DATE:	9/16/2015 10:20:00 AM
		WDOE ACCREDITATION:	C601

SAMPLE DATA RESULTS

ANALYTE	METHOD	RESULTS	REPORTING LIMITS	DILUTION FACTOR	UNITS	ANALYSIS DATE	ANALYSIS BY
Dichlorodifluoromethane	EPA-8260	U	0.11	1	MG/KG	09/23/2015	DLC
Chloromethane	EPA-8260	U	0.065	1	MG/KG	09/23/2015	DLC
Vinyl Chloride	EPA-8260	0.014	0.010	1	MG/KG	09/23/2015	DLC
Bromomethane	EPA-8260	U	0.054	1	MG/KG	09/23/2015	DLC
Chloroethane	EPA-8260	U	0.065	1	MG/KG	09/23/2015	DLC
Carbon Tetrachloride	EPA-8260	U	0.069	1	MG/KG	09/23/2015	DLC
Trichlorofluoromethane	EPA-8260	U	0.057	1	MG/KG	09/23/2015	DLC
Carbon Disulfide	EPA-8260	U	0.067	1	MG/KG	09/23/2015	DLC
Acetone	EPA-8260	U	0.13	1	MG/KG	09/23/2015	DLC
1,1-Dichloroethene	EPA-8260	U	0.010	1	MG/KG	09/23/2015	DLC
Methylene Chloride	EPA-8260	U	0.14	1	MG/KG	09/23/2015	DLC
Acrylonitrile	EPA-8260	U	0.070	1	MG/KG	09/23/2015	DLC
Methyl T-Butyl Ether	EPA-8260	U	0.068	1	MG/KG	09/23/2015	DLC
Trans-1,2-Dichloroethene	EPA-8260	0.21	0.065	1	MG/KG	09/23/2015	DLC
1,1-Dichloroethane	EPA-8260	U	0.066	1	MG/KG	09/23/2015	DLC
2-Butanone	EPA-8260	U	0.096	1	MG/KG	09/23/2015	DLC
Cis-1,2-Dichloroethene	EPA-8260	5.1	0.71	10	MG/KG	09/21/2015	DLC
2,2-Dichloropropane	EPA-8260	U	0.067	1	MG/KG	09/23/2015	DLC
Bromochloromethane	EPA-8260	U	0.12	1	MG/KG	09/23/2015	DLC
Chloroform	EPA-8260	U	0.067	1	MG/KG	09/23/2015	DLC
1,1,1-Trichloroethane	EPA-8260	U	0.060	1	MG/KG	09/23/2015	DLC
1,1-Dichloropropene	EPA-8260	U	0.060	1	MG/KG	09/23/2015	DLC
1,2-Dichloroethane	EPA-8260	U	0.010	1	MG/KG	09/23/2015	DLC
Benzene	EPA-8260	U	0.0050	1	MG/KG	09/23/2015	DLC
Trichloroethene	EPA-8260	0.27	0.010	1	MG/KG	09/23/2015	DLC
1,2-Dichloropropane	EPA-8260	U	0.061	1	MG/KG	09/23/2015	DLC
Dibromomethane	EPA-8260	U	0.077	1	MG/KG	09/23/2015	DLC
Bromodichloromethane	EPA-8260	U	0.068	1	MG/KG	09/23/2015	DLC
Trans-1,3-Dichloropropene	EPA-8260	U	0.072	1	MG/KG	09/23/2015	DLC
4-Methyl-2-Pentanone	EPA-8260	U	0.067	1	MG/KG	09/23/2015	DLC
Toluene	EPA-8260	U	0.070	1	MG/KG	09/23/2015	DLC
Cis-1,3-Dichloropropene	EPA-8260	U	0.070	1	MG/KG	09/23/2015	DLC
1,1,2-Trichloroethane	EPA-8260	U	0.072	1	MG/KG	09/23/2015	DLC
2-Hexanone	EPA-8260	U	0.047	1	MG/KG	09/23/2015	DLC
1,3-Dichloropropane	EPA-8260	U	0.070	1	MG/KG	09/23/2015	DLC
Tetrachloroethylene	EPA-8260	0.035	0.010	1	MG/KG	09/23/2015	DLC
Dibromochloromethane	EPA-8260	U	0.10	1	MG/KG	09/23/2015	DLC
1,2-Dibromoethane	EPA-8260	U	0.0050	1	MG/KG	09/23/2015	DLC
Chlorobenzene	EPA-8260	U	0.072	1	MG/KG	09/23/2015	DLC



CERTIFICATE OF ANALYSIS

CLIENT:	Terracon 21905 - 64th Ave W, Suite 100 Mountlake Terrace, WA 98043	DATE:	9/29/2015
CLIENT CONTACT:	Mike Noll	ALS JOB#:	EV15090099
CLIENT PROJECT:	81157132	ALS SAMPLE#:	EV15090099-22
CLIENT SAMPLE ID	SB-1 S-6 @ 12-12.5'	DATE RECEIVED:	09/16/2015
		COLLECTION DATE:	9/16/2015 10:20:00 AM
		WDOE ACCREDITATION:	C601

SAMPLE DATA RESULTS

ANALYTE	METHOD	RESULTS	REPORTING LIMITS	DILUTION FACTOR	UNITS	ANALYSIS DATE	ANALYSIS BY
1,1,1,2-Tetrachloroethane	EPA-8260	U	0.056	1	MG/KG	09/23/2015	DLC
Ethylbenzene	EPA-8260	U	0.071	1	MG/KG	09/23/2015	DLC
m,p-Xylene	EPA-8260	U	0.13	1	MG/KG	09/23/2015	DLC
Styrene	EPA-8260	U	0.055	1	MG/KG	09/23/2015	DLC
o-Xylene	EPA-8260	U	0.061	1	MG/KG	09/23/2015	DLC
Bromoform	EPA-8260	U	0.078	1	MG/KG	09/23/2015	DLC
Isopropylbenzene	EPA-8260	U	0.059	1	MG/KG	09/23/2015	DLC
1,1,2,2-Tetrachloroethane	EPA-8260	U	0.075	1	MG/KG	09/23/2015	DLC
1,2,3-Trichloropropane	EPA-8260	U	0.079	1	MG/KG	09/23/2015	DLC
Bromobenzene	EPA-8260	U	0.075	1	MG/KG	09/23/2015	DLC
N-Propyl Benzene	EPA-8260	U	0.072	1	MG/KG	09/23/2015	DLC
2-Chlorotoluene	EPA-8260	U	0.075	1	MG/KG	09/23/2015	DLC
1,3,5-Trimethylbenzene	EPA-8260	U	0.054	1	MG/KG	09/23/2015	DLC
4-Chlorotoluene	EPA-8260	U	0.11	1	MG/KG	09/23/2015	DLC
T-Butyl Benzene	EPA-8260	U	0.070	1	MG/KG	09/23/2015	DLC
1,2,4-Trimethylbenzene	EPA-8260	U	0.059	1	MG/KG	09/23/2015	DLC
S-Butyl Benzene	EPA-8260	U	0.064	1	MG/KG	09/23/2015	DLC
P-Isopropyltoluene	EPA-8260	U	0.052	1	MG/KG	09/23/2015	DLC
1,3-Dichlorobenzene	EPA-8260	U	0.076	1	MG/KG	09/23/2015	DLC
1,4-Dichlorobenzene	EPA-8260	U	0.071	1	MG/KG	09/23/2015	DLC
N-Butylbenzene	EPA-8260	U	0.056	1	MG/KG	09/23/2015	DLC
1,2-Dichlorobenzene	EPA-8260	U	0.076	1	MG/KG	09/23/2015	DLC
1,2-Dibromo 3-Chloropropane	EPA-8260	U	0.090	1	MG/KG	09/23/2015	DLC
1,2,4-Trichlorobenzene	EPA-8260	U	0.066	1	MG/KG	09/23/2015	DLC
Hexachlorobutadiene	EPA-8260	U	0.079	1	MG/KG	09/23/2015	DLC
Naphthalene	EPA-8260	U	0.075	1	MG/KG	09/23/2015	DLC
1,2,3-Trichlorobenzene	EPA-8260	U	0.071	1	MG/KG	09/23/2015	DLC

SURROGATE	METHOD	%REC	ANALYSIS DATE	ANALYSIS BY
1,2-Dichloroethane-d4 10X Dilution	EPA-8260	97.2	09/21/2015	DLC
1,2-Dichloroethane-d4	EPA-8260	98.1	09/23/2015	DLC
Toluene-d8 10X Dilution	EPA-8260	103	09/21/2015	DLC
Toluene-d8	EPA-8260	98.2	09/23/2015	DLC
4-Bromofluorobenzene 10X Dilution	EPA-8260	95.3	09/21/2015	DLC
4-Bromofluorobenzene	EPA-8260	95.3	09/23/2015	DLC

U - Analyte analyzed for but not detected at level above reporting limit.



CERTIFICATE OF ANALYSIS

CLIENT:	Terracon 21905 - 64th Ave W, Suite 100 Mountlake Terrace, WA 98043	DATE:	9/29/2015
CLIENT CONTACT:	Mike Noll	ALS JOB#:	EV15090099
CLIENT PROJECT:	81157132	ALS SAMPLE#:	EV15090099-23
CLIENT SAMPLE ID	SB-2 S-1 @ 1-1.5'	DATE RECEIVED:	09/16/2015
		COLLECTION DATE:	9/16/2015 11:45:00 AM
		WDOE ACCREDITATION:	C601

SAMPLE DATA RESULTS

ANALYTE	METHOD	RESULTS	REPORTING LIMITS	DILUTION FACTOR	UNITS	ANALYSIS DATE	ANALYSIS BY
Dichlorodifluoromethane	EPA-8260	U	0.10	1	MG/KG	09/28/2015	DLC
Chloromethane	EPA-8260	U	0.062	1	MG/KG	09/28/2015	DLC
Vinyl Chloride	EPA-8260	U	0.010	1	MG/KG	09/28/2015	DLC
Bromomethane	EPA-8260	U	0.052	1	MG/KG	09/28/2015	DLC
Chloroethane	EPA-8260	U	0.062	1	MG/KG	09/28/2015	DLC
Carbon Tetrachloride	EPA-8260	U	0.065	1	MG/KG	09/28/2015	DLC
Trichlorofluoromethane	EPA-8260	U	0.055	1	MG/KG	09/28/2015	DLC
Carbon Disulfide	EPA-8260	U	0.064	1	MG/KG	09/28/2015	DLC
Acetone	EPA-8260	U	0.12	1	MG/KG	09/28/2015	DLC
1,1-Dichloroethene	EPA-8260	U	0.010	1	MG/KG	09/28/2015	DLC
Methylene Chloride	EPA-8260	U	0.13	1	MG/KG	09/28/2015	DLC
Acrylonitrile	EPA-8260	U	0.067	1	MG/KG	09/28/2015	DLC
Methyl T-Butyl Ether	EPA-8260	U	0.065	1	MG/KG	09/28/2015	DLC
Trans-1,2-Dichloroethene	EPA-8260	U	0.062	1	MG/KG	09/28/2015	DLC
1,1-Dichloroethane	EPA-8260	U	0.063	1	MG/KG	09/28/2015	DLC
2-Butanone	EPA-8260	U	0.092	1	MG/KG	09/28/2015	DLC
Cis-1,2-Dichloroethene	EPA-8260	0.38	0.067	1	MG/KG	09/28/2015	DLC
2,2-Dichloropropane	EPA-8260	U	0.064	1	MG/KG	09/28/2015	DLC
Bromochloromethane	EPA-8260	U	0.11	1	MG/KG	09/28/2015	DLC
Chloroform	EPA-8260	U	0.064	1	MG/KG	09/28/2015	DLC
1,1,1-Trichloroethane	EPA-8260	U	0.058	1	MG/KG	09/28/2015	DLC
1,1-Dichloropropene	EPA-8260	U	0.058	1	MG/KG	09/28/2015	DLC
1,2-Dichloroethane	EPA-8260	U	0.010	1	MG/KG	09/28/2015	DLC
Benzene	EPA-8260	U	0.0050	1	MG/KG	09/28/2015	DLC
Trichloroethene	EPA-8260	0.22	0.010	1	MG/KG	09/28/2015	DLC
1,2-Dichloropropane	EPA-8260	U	0.058	1	MG/KG	09/28/2015	DLC
Dibromomethane	EPA-8260	U	0.073	1	MG/KG	09/28/2015	DLC
Bromodichloromethane	EPA-8260	U	0.065	1	MG/KG	09/28/2015	DLC
Trans-1,3-Dichloropropene	EPA-8260	U	0.069	1	MG/KG	09/28/2015	DLC
4-Methyl-2-Pentanone	EPA-8260	U	0.064	1	MG/KG	09/28/2015	DLC
Toluene	EPA-8260	U	0.066	1	MG/KG	09/28/2015	DLC
Cis-1,3-Dichloropropene	EPA-8260	U	0.067	1	MG/KG	09/28/2015	DLC
1,1,2-Trichloroethane	EPA-8260	U	0.069	1	MG/KG	09/28/2015	DLC
2-Hexanone	EPA-8260	U	0.044	1	MG/KG	09/28/2015	DLC
1,3-Dichloropropane	EPA-8260	U	0.067	1	MG/KG	09/28/2015	DLC
Tetrachloroethylene	EPA-8260	3.3	0.010	1	MG/KG	09/28/2015	DLC
Dibromochloromethane	EPA-8260	U	0.10	1	MG/KG	09/28/2015	DLC
1,2-Dibromoethane	EPA-8260	U	0.0050	1	MG/KG	09/28/2015	DLC
Chlorobenzene	EPA-8260	U	0.069	1	MG/KG	09/28/2015	DLC



CERTIFICATE OF ANALYSIS

CLIENT:	Terracon 21905 - 64th Ave W, Suite 100 Mountlake Terrace, WA 98043	DATE:	9/29/2015
CLIENT CONTACT:	Mike Noll	ALS JOB#:	EV15090099
CLIENT PROJECT:	81157132	ALS SAMPLE#:	EV15090099-23
CLIENT SAMPLE ID	SB-2 S-1 @ 1-1.5'	DATE RECEIVED:	09/16/2015
		COLLECTION DATE:	9/16/2015 11:45:00 AM
		WDOE ACCREDITATION:	C601

SAMPLE DATA RESULTS

ANALYTE	METHOD	RESULTS	REPORTING LIMITS	DILUTION FACTOR	UNITS	ANALYSIS DATE	ANALYSIS BY
1,1,1,2-Tetrachloroethane	EPA-8260	U	0.054	1	MG/KG	09/28/2015	DLC
Ethylbenzene	EPA-8260	U	0.068	1	MG/KG	09/28/2015	DLC
m,p-Xylene	EPA-8260	U	0.12	1	MG/KG	09/28/2015	DLC
Styrene	EPA-8260	U	0.052	1	MG/KG	09/28/2015	DLC
o-Xylene	EPA-8260	U	0.058	1	MG/KG	09/28/2015	DLC
Bromoform	EPA-8260	U	0.074	1	MG/KG	09/28/2015	DLC
Isopropylbenzene	EPA-8260	U	0.057	1	MG/KG	09/28/2015	DLC
1,1,2,2-Tetrachloroethane	EPA-8260	U	0.071	1	MG/KG	09/28/2015	DLC
1,2,3-Trichloropropane	EPA-8260	U	0.075	1	MG/KG	09/28/2015	DLC
Bromobenzene	EPA-8260	U	0.072	1	MG/KG	09/28/2015	DLC
N-Propyl Benzene	EPA-8260	U	0.069	1	MG/KG	09/28/2015	DLC
2-Chlorotoluene	EPA-8260	U	0.072	1	MG/KG	09/28/2015	DLC
1,3,5-Trimethylbenzene	EPA-8260	U	0.052	1	MG/KG	09/28/2015	DLC
4-Chlorotoluene	EPA-8260	U	0.10	1	MG/KG	09/28/2015	DLC
T-Butyl Benzene	EPA-8260	U	0.067	1	MG/KG	09/28/2015	DLC
1,2,4-Trimethylbenzene	EPA-8260	U	0.056	1	MG/KG	09/28/2015	DLC
S-Butyl Benzene	EPA-8260	U	0.061	1	MG/KG	09/28/2015	DLC
P-Isopropyltoluene	EPA-8260	U	0.050	1	MG/KG	09/28/2015	DLC
1,3-Dichlorobenzene	EPA-8260	U	0.073	1	MG/KG	09/28/2015	DLC
1,4-Dichlorobenzene	EPA-8260	U	0.067	1	MG/KG	09/28/2015	DLC
N-Butylbenzene	EPA-8260	U	0.054	1	MG/KG	09/28/2015	DLC
1,2-Dichlorobenzene	EPA-8260	U	0.073	1	MG/KG	09/28/2015	DLC
1,2-Dibromo 3-Chloropropane	EPA-8260	U	0.085	1	MG/KG	09/28/2015	DLC
1,2,4-Trichlorobenzene	EPA-8260	U	0.063	1	MG/KG	09/28/2015	DLC
Hexachlorobutadiene	EPA-8260	U	0.075	1	MG/KG	09/28/2015	DLC
Naphthalene	EPA-8260	U	0.071	1	MG/KG	09/28/2015	DLC
1,2,3-Trichlorobenzene	EPA-8260	U	0.068	1	MG/KG	09/28/2015	DLC

SURROGATE	METHOD	%REC	ANALYSIS DATE	ANALYSIS BY
1,2-Dichloroethane-d4	EPA-8260	98.9	09/28/2015	DLC
Toluene-d8	EPA-8260	97.2	09/28/2015	DLC
4-Bromofluorobenzene	EPA-8260	95.5	09/28/2015	DLC

U - Analyte analyzed for but not detected at level above reporting limit.



CERTIFICATE OF ANALYSIS

CLIENT:	Terracon 21905 - 64th Ave W, Suite 100 Mountlake Terrace, WA 98043	DATE:	9/29/2015
CLIENT CONTACT:	Mike Noll	ALS JOB#:	EV15090099
CLIENT PROJECT:	81157132	ALS SAMPLE#:	EV15090099-24
CLIENT SAMPLE ID	SB-3 S-1 @ 2-2.5'	DATE RECEIVED:	09/16/2015
		COLLECTION DATE:	9/16/2015 2:00:00 PM
		WDOE ACCREDITATION:	C601

SAMPLE DATA RESULTS

ANALYTE	METHOD	RESULTS	REPORTING LIMITS	DILUTION FACTOR	UNITS	ANALYSIS DATE	ANALYSIS BY
Dichlorodifluoromethane	EPA-8260	U	0.11	1	MG/KG	09/28/2015	DLC
Chloromethane	EPA-8260	U	0.064	1	MG/KG	09/28/2015	DLC
Vinyl Chloride	EPA-8260	U	0.010	1	MG/KG	09/28/2015	DLC
Bromomethane	EPA-8260	U	0.054	1	MG/KG	09/28/2015	DLC
Chloroethane	EPA-8260	U	0.064	1	MG/KG	09/28/2015	DLC
Carbon Tetrachloride	EPA-8260	U	0.068	1	MG/KG	09/28/2015	DLC
Trichlorofluoromethane	EPA-8260	U	0.057	1	MG/KG	09/28/2015	DLC
Carbon Disulfide	EPA-8260	U	0.066	1	MG/KG	09/28/2015	DLC
Acetone	EPA-8260	U	0.13	1	MG/KG	09/28/2015	DLC
1,1-Dichloroethene	EPA-8260	U	0.010	1	MG/KG	09/28/2015	DLC
Methylene Chloride	EPA-8260	U	0.13	1	MG/KG	09/28/2015	DLC
Acrylonitrile	EPA-8260	U	0.069	1	MG/KG	09/28/2015	DLC
Methyl T-Butyl Ether	EPA-8260	U	0.067	1	MG/KG	09/28/2015	DLC
Trans-1,2-Dichloroethene	EPA-8260	U	0.064	1	MG/KG	09/28/2015	DLC
1,1-Dichloroethane	EPA-8260	U	0.065	1	MG/KG	09/28/2015	DLC
2-Butanone	EPA-8260	U	0.095	1	MG/KG	09/28/2015	DLC
Cis-1,2-Dichloroethene	EPA-8260	0.64	0.070	1	MG/KG	09/28/2015	DLC
2,2-Dichloropropane	EPA-8260	U	0.066	1	MG/KG	09/28/2015	DLC
Bromochloromethane	EPA-8260	U	0.11	1	MG/KG	09/28/2015	DLC
Chloroform	EPA-8260	U	0.066	1	MG/KG	09/28/2015	DLC
1,1,1-Trichloroethane	EPA-8260	U	0.060	1	MG/KG	09/28/2015	DLC
1,1-Dichloropropene	EPA-8260	U	0.060	1	MG/KG	09/28/2015	DLC
1,2-Dichloroethane	EPA-8260	U	0.010	1	MG/KG	09/28/2015	DLC
Benzene	EPA-8260	U	0.0050	1	MG/KG	09/28/2015	DLC
Trichloroethene	EPA-8260	0.38	0.010	1	MG/KG	09/28/2015	DLC
1,2-Dichloropropane	EPA-8260	U	0.060	1	MG/KG	09/28/2015	DLC
Dibromomethane	EPA-8260	U	0.076	1	MG/KG	09/28/2015	DLC
Bromodichloromethane	EPA-8260	U	0.067	1	MG/KG	09/28/2015	DLC
Trans-1,3-Dichloropropene	EPA-8260	U	0.071	1	MG/KG	09/28/2015	DLC
4-Methyl-2-Pentanone	EPA-8260	U	0.066	1	MG/KG	09/28/2015	DLC
Toluene	EPA-8260	U	0.069	1	MG/KG	09/28/2015	DLC
Cis-1,3-Dichloropropene	EPA-8260	U	0.069	1	MG/KG	09/28/2015	DLC
1,1,2-Trichloroethane	EPA-8260	U	0.071	1	MG/KG	09/28/2015	DLC
2-Hexanone	EPA-8260	U	0.046	1	MG/KG	09/28/2015	DLC
1,3-Dichloropropane	EPA-8260	U	0.069	1	MG/KG	09/28/2015	DLC
Tetrachloroethylene	EPA-8260	4.4	0.044	10	MG/KG	09/29/2015	DLC
Dibromochloromethane	EPA-8260	U	0.10	1	MG/KG	09/28/2015	DLC
1,2-Dibromoethane	EPA-8260	U	0.0050	1	MG/KG	09/28/2015	DLC
Chlorobenzene	EPA-8260	U	0.071	1	MG/KG	09/28/2015	DLC



CERTIFICATE OF ANALYSIS

CLIENT:	Terracon 21905 - 64th Ave W, Suite 100 Mountlake Terrace, WA 98043	DATE:	9/29/2015
CLIENT CONTACT:	Mike Noll	ALS JOB#:	EV15090099
CLIENT PROJECT:	81157132	ALS SAMPLE#:	EV15090099-24
CLIENT SAMPLE ID	SB-3 S-1 @ 2-2.5'	DATE RECEIVED:	09/16/2015
		COLLECTION DATE:	9/16/2015 2:00:00 PM
		WDOE ACCREDITATION:	C601

SAMPLE DATA RESULTS

ANALYTE	METHOD	RESULTS	REPORTING LIMITS	DILUTION FACTOR	UNITS	ANALYSIS DATE	ANALYSIS BY
1,1,1,2-Tetrachloroethane	EPA-8260	U	0.056	1	MG/KG	09/28/2015	DLC
Ethylbenzene	EPA-8260	U	0.070	1	MG/KG	09/28/2015	DLC
m,p-Xylene	EPA-8260	U	0.13	1	MG/KG	09/28/2015	DLC
Styrene	EPA-8260	U	0.054	1	MG/KG	09/28/2015	DLC
o-Xylene	EPA-8260	U	0.060	1	MG/KG	09/28/2015	DLC
Bromoform	EPA-8260	U	0.077	1	MG/KG	09/28/2015	DLC
Isopropylbenzene	EPA-8260	U	0.059	1	MG/KG	09/28/2015	DLC
1,1,2,2-Tetrachloroethane	EPA-8260	U	0.074	1	MG/KG	09/28/2015	DLC
1,2,3-Trichloropropane	EPA-8260	U	0.078	1	MG/KG	09/28/2015	DLC
Bromobenzene	EPA-8260	U	0.074	1	MG/KG	09/28/2015	DLC
N-Propyl Benzene	EPA-8260	U	0.071	1	MG/KG	09/28/2015	DLC
2-Chlorotoluene	EPA-8260	U	0.074	1	MG/KG	09/28/2015	DLC
1,3,5-Trimethylbenzene	EPA-8260	U	0.054	1	MG/KG	09/28/2015	DLC
4-Chlorotoluene	EPA-8260	U	0.11	1	MG/KG	09/28/2015	DLC
T-Butyl Benzene	EPA-8260	U	0.069	1	MG/KG	09/28/2015	DLC
1,2,4-Trimethylbenzene	EPA-8260	U	0.058	1	MG/KG	09/28/2015	DLC
S-Butyl Benzene	EPA-8260	U	0.063	1	MG/KG	09/28/2015	DLC
P-Isopropyltoluene	EPA-8260	U	0.051	1	MG/KG	09/28/2015	DLC
1,3-Dichlorobenzene	EPA-8260	U	0.075	1	MG/KG	09/28/2015	DLC
1,4-Dichlorobenzene	EPA-8260	U	0.070	1	MG/KG	09/28/2015	DLC
N-Butylbenzene	EPA-8260	U	0.056	1	MG/KG	09/28/2015	DLC
1,2-Dichlorobenzene	EPA-8260	U	0.075	1	MG/KG	09/28/2015	DLC
1,2-Dibromo 3-Chloropropane	EPA-8260	U	0.088	1	MG/KG	09/28/2015	DLC
1,2,4-Trichlorobenzene	EPA-8260	U	0.066	1	MG/KG	09/28/2015	DLC
Hexachlorobutadiene	EPA-8260	U	0.078	1	MG/KG	09/28/2015	DLC
Naphthalene	EPA-8260	U	0.074	1	MG/KG	09/28/2015	DLC
1,2,3-Trichlorobenzene	EPA-8260	U	0.070	1	MG/KG	09/28/2015	DLC

SURROGATE	METHOD	%REC	ANALYSIS DATE	ANALYSIS BY
1,2-Dichloroethane-d4	EPA-8260	97.2	09/28/2015	DLC
1,2-Dichloroethane-d4 10X Dilution	EPA-8260	105	09/29/2015	DLC
Toluene-d8	EPA-8260	98.5	09/28/2015	DLC
Toluene-d8 10X Dilution	EPA-8260	98.0	09/29/2015	DLC
4-Bromofluorobenzene	EPA-8260	97.3	09/28/2015	DLC
4-Bromofluorobenzene 10X Dilution	EPA-8260	98.2	09/29/2015	DLC

U - Analyte analyzed for but not detected at level above reporting limit.



CERTIFICATE OF ANALYSIS

CLIENT:	Terracon 21905 - 64th Ave W, Suite 100 Mountlake Terrace, WA 98043	DATE:	9/29/2015
CLIENT CONTACT:	Mike Noll	ALS JOB#:	EV15090099
CLIENT PROJECT:	81157132	ALS SAMPLE#:	EV15090099-25
CLIENT SAMPLE ID	SB-3 S-8 @ 19.5-20'	DATE RECEIVED:	09/16/2015
		COLLECTION DATE:	9/16/2015 2:25:00 PM
		WDOE ACCREDITATION:	C601

SAMPLE DATA RESULTS

ANALYTE	METHOD	RESULTS	REPORTING LIMITS	DILUTION FACTOR	UNITS	ANALYSIS DATE	ANALYSIS BY
Dichlorodifluoromethane	EPA-8260	U	0.12	1	MG/KG	09/28/2015	DLC
Chloromethane	EPA-8260	U	0.070	1	MG/KG	09/28/2015	DLC
Vinyl Chloride	EPA-8260	U	0.010	1	MG/KG	09/28/2015	DLC
Bromomethane	EPA-8260	U	0.058	1	MG/KG	09/28/2015	DLC
Chloroethane	EPA-8260	U	0.070	1	MG/KG	09/28/2015	DLC
Carbon Tetrachloride	EPA-8260	U	0.074	1	MG/KG	09/28/2015	DLC
Trichlorofluoromethane	EPA-8260	U	0.062	1	MG/KG	09/28/2015	DLC
Carbon Disulfide	EPA-8260	U	0.072	1	MG/KG	09/28/2015	DLC
Acetone	EPA-8260	U	0.14	1	MG/KG	09/28/2015	DLC
1,1-Dichloroethene	EPA-8260	U	0.010	1	MG/KG	09/28/2015	DLC
Methylene Chloride	EPA-8260	U	0.15	1	MG/KG	09/28/2015	DLC
Acrylonitrile	EPA-8260	U	0.075	1	MG/KG	09/28/2015	DLC
Methyl T-Butyl Ether	EPA-8260	U	0.073	1	MG/KG	09/28/2015	DLC
Trans-1,2-Dichloroethene	EPA-8260	U	0.070	1	MG/KG	09/28/2015	DLC
1,1-Dichloroethane	EPA-8260	U	0.070	1	MG/KG	09/28/2015	DLC
2-Butanone	EPA-8260	U	0.10	1	MG/KG	09/28/2015	DLC
Cis-1,2-Dichloroethene	EPA-8260	U	0.076	1	MG/KG	09/28/2015	DLC
2,2-Dichloropropane	EPA-8260	U	0.072	1	MG/KG	09/28/2015	DLC
Bromochloromethane	EPA-8260	U	0.12	1	MG/KG	09/28/2015	DLC
Chloroform	EPA-8260	U	0.072	1	MG/KG	09/28/2015	DLC
1,1,1-Trichloroethane	EPA-8260	U	0.065	1	MG/KG	09/28/2015	DLC
1,1-Dichloropropene	EPA-8260	U	0.065	1	MG/KG	09/28/2015	DLC
1,2-Dichloroethane	EPA-8260	U	0.010	1	MG/KG	09/28/2015	DLC
Benzene	EPA-8260	U	0.0050	1	MG/KG	09/28/2015	DLC
Trichloroethene	EPA-8260	U	0.010	1	MG/KG	09/28/2015	DLC
1,2-Dichloropropane	EPA-8260	U	0.065	1	MG/KG	09/28/2015	DLC
Dibromomethane	EPA-8260	U	0.082	1	MG/KG	09/28/2015	DLC
Bromodichloromethane	EPA-8260	U	0.073	1	MG/KG	09/28/2015	DLC
Trans-1,3-Dichloropropene	EPA-8260	U	0.077	1	MG/KG	09/28/2015	DLC
4-Methyl-2-Pentanone	EPA-8260	U	0.072	1	MG/KG	09/28/2015	DLC
Toluene	EPA-8260	U	0.074	1	MG/KG	09/28/2015	DLC
Cis-1,3-Dichloropropene	EPA-8260	U	0.075	1	MG/KG	09/28/2015	DLC
1,1,2-Trichloroethane	EPA-8260	U	0.078	1	MG/KG	09/28/2015	DLC
2-Hexanone	EPA-8260	U	0.050	1	MG/KG	09/28/2015	DLC
1,3-Dichloropropane	EPA-8260	U	0.075	1	MG/KG	09/28/2015	DLC
Tetrachloroethylene	EPA-8260	0.064	0.010	1	MG/KG	09/28/2015	DLC
Dibromochloromethane	EPA-8260	U	0.11	1	MG/KG	09/28/2015	DLC
1,2-Dibromoethane	EPA-8260	U	0.0050	1	MG/KG	09/28/2015	DLC
Chlorobenzene	EPA-8260	U	0.078	1	MG/KG	09/28/2015	DLC



CERTIFICATE OF ANALYSIS

CLIENT:	Terracon 21905 - 64th Ave W, Suite 100 Mountlake Terrace, WA 98043	DATE:	9/29/2015
CLIENT CONTACT:	Mike Noll	ALS JOB#:	EV15090099
CLIENT PROJECT:	81157132	ALS SAMPLE#:	EV15090099-25
CLIENT SAMPLE ID	SB-3 S-8 @ 19.5-20'	DATE RECEIVED:	09/16/2015
		COLLECTION DATE:	9/16/2015 2:25:00 PM
		WDOE ACCREDITATION:	C601

SAMPLE DATA RESULTS

ANALYTE	METHOD	RESULTS	REPORTING LIMITS	DILUTION FACTOR	UNITS	ANALYSIS DATE	ANALYSIS BY
1,1,1,2-Tetrachloroethane	EPA-8260	U	0.060	1	MG/KG	09/28/2015	DLC
Ethylbenzene	EPA-8260	U	0.076	1	MG/KG	09/28/2015	DLC
m,p-Xylene	EPA-8260	U	0.14	1	MG/KG	09/28/2015	DLC
Styrene	EPA-8260	U	0.059	1	MG/KG	09/28/2015	DLC
o-Xylene	EPA-8260	U	0.066	1	MG/KG	09/28/2015	DLC
Bromoform	EPA-8260	U	0.083	1	MG/KG	09/28/2015	DLC
Isopropylbenzene	EPA-8260	U	0.064	1	MG/KG	09/28/2015	DLC
1,1,2,2-Tetrachloroethane	EPA-8260	U	0.080	1	MG/KG	09/28/2015	DLC
1,2,3-Trichloropropane	EPA-8260	U	0.084	1	MG/KG	09/28/2015	DLC
Bromobenzene	EPA-8260	U	0.081	1	MG/KG	09/28/2015	DLC
N-Propyl Benzene	EPA-8260	U	0.078	1	MG/KG	09/28/2015	DLC
2-Chlorotoluene	EPA-8260	U	0.081	1	MG/KG	09/28/2015	DLC
1,3,5-Trimethylbenzene	EPA-8260	U	0.058	1	MG/KG	09/28/2015	DLC
4-Chlorotoluene	EPA-8260	U	0.12	1	MG/KG	09/28/2015	DLC
T-Butyl Benzene	EPA-8260	U	0.075	1	MG/KG	09/28/2015	DLC
1,2,4-Trimethylbenzene	EPA-8260	U	0.063	1	MG/KG	09/28/2015	DLC
S-Butyl Benzene	EPA-8260	U	0.068	1	MG/KG	09/28/2015	DLC
P-Isopropyltoluene	EPA-8260	U	0.056	1	MG/KG	09/28/2015	DLC
1,3-Dichlorobenzene	EPA-8260	U	0.082	1	MG/KG	09/28/2015	DLC
1,4-Dichlorobenzene	EPA-8260	U	0.076	1	MG/KG	09/28/2015	DLC
N-Butylbenzene	EPA-8260	U	0.060	1	MG/KG	09/28/2015	DLC
1,2-Dichlorobenzene	EPA-8260	U	0.082	1	MG/KG	09/28/2015	DLC
1,2-Dibromo 3-Chloropropane	EPA-8260	U	0.096	1	MG/KG	09/28/2015	DLC
1,2,4-Trichlorobenzene	EPA-8260	U	0.071	1	MG/KG	09/28/2015	DLC
Hexachlorobutadiene	EPA-8260	U	0.084	1	MG/KG	09/28/2015	DLC
Naphthalene	EPA-8260	U	0.080	1	MG/KG	09/28/2015	DLC
1,2,3-Trichlorobenzene	EPA-8260	U	0.076	1	MG/KG	09/28/2015	DLC

SURROGATE	METHOD	%REC	ANALYSIS DATE	ANALYSIS BY
1,2-Dichloroethane-d4	EPA-8260	100	09/28/2015	DLC
Toluene-d8	EPA-8260	97.4	09/28/2015	DLC
4-Bromofluorobenzene	EPA-8260	96.8	09/28/2015	DLC

U - Analyte analyzed for but not detected at level above reporting limit.



CERTIFICATE OF ANALYSIS

CLIENT:	Terracon 21905 - 64th Ave W, Suite 100 Mountlake Terrace, WA 98043	DATE:	9/29/2015
CLIENT CONTACT:	Mike Noll	ALS JOB#:	EV15090099
CLIENT PROJECT:	81157132	ALS SAMPLE#:	EV15090099-27
CLIENT SAMPLE ID	SB-2 S-6 @ 15-15.5'	DATE RECEIVED:	09/16/2015
		COLLECTION DATE:	9/16/2015 12:30:00 PM
		WDOE ACCREDITATION:	C601

SAMPLE DATA RESULTS

ANALYTE	METHOD	RESULTS	REPORTING LIMITS	DILUTION FACTOR	UNITS	ANALYSIS DATE	ANALYSIS BY
Dichlorodifluoromethane	EPA-8260	U	0.10	1	MG/KG	09/23/2015	DLC
Chloromethane	EPA-8260	U	0.062	1	MG/KG	09/23/2015	DLC
Vinyl Chloride	EPA-8260	0.96	0.010	1	MG/KG	09/23/2015	DLC
Bromomethane	EPA-8260	U	0.052	1	MG/KG	09/23/2015	DLC
Chloroethane	EPA-8260	U	0.062	1	MG/KG	09/23/2015	DLC
Carbon Tetrachloride	EPA-8260	U	0.066	1	MG/KG	09/23/2015	DLC
Trichlorofluoromethane	EPA-8260	U	0.055	1	MG/KG	09/23/2015	DLC
Carbon Disulfide	EPA-8260	U	0.064	1	MG/KG	09/23/2015	DLC
Acetone	EPA-8260	U	0.12	1	MG/KG	09/23/2015	DLC
1,1-Dichloroethene	EPA-8260	0.031	0.010	1	MG/KG	09/23/2015	DLC
Methylene Chloride	EPA-8260	U	0.13	1	MG/KG	09/23/2015	DLC
Acrylonitrile	EPA-8260	U	0.067	1	MG/KG	09/23/2015	DLC
Methyl T-Butyl Ether	EPA-8260	U	0.065	1	MG/KG	09/23/2015	DLC
Trans-1,2-Dichloroethene	EPA-8260	0.28	0.062	1	MG/KG	09/23/2015	DLC
1,1-Dichloroethane	EPA-8260	U	0.063	1	MG/KG	09/23/2015	DLC
2-Butanone	EPA-8260	U	0.092	1	MG/KG	09/23/2015	DLC
Cis-1,2-Dichloroethene	EPA-8260	26	0.68	10	MG/KG	09/23/2015	DLC
2,2-Dichloropropane	EPA-8260	U	0.064	1	MG/KG	09/23/2015	DLC
Bromochloromethane	EPA-8260	U	0.11	1	MG/KG	09/23/2015	DLC
Chloroform	EPA-8260	U	0.064	1	MG/KG	09/23/2015	DLC
1,1,1-Trichloroethane	EPA-8260	U	0.058	1	MG/KG	09/23/2015	DLC
1,1-Dichloropropene	EPA-8260	U	0.058	1	MG/KG	09/23/2015	DLC
1,2-Dichloroethane	EPA-8260	U	0.010	1	MG/KG	09/23/2015	DLC
Benzene	EPA-8260	U	0.0050	1	MG/KG	09/23/2015	DLC
Trichloroethene	EPA-8260	6.1	0.045	10	MG/KG	09/23/2015	DLC
1,2-Dichloropropane	EPA-8260	U	0.058	1	MG/KG	09/23/2015	DLC
Dibromomethane	EPA-8260	U	0.073	1	MG/KG	09/23/2015	DLC
Bromodichloromethane	EPA-8260	U	0.065	1	MG/KG	09/23/2015	DLC
Trans-1,3-Dichloropropene	EPA-8260	U	0.069	1	MG/KG	09/23/2015	DLC
4-Methyl-2-Pentanone	EPA-8260	U	0.064	1	MG/KG	09/23/2015	DLC
Toluene	EPA-8260	U	0.066	1	MG/KG	09/23/2015	DLC
Cis-1,3-Dichloropropene	EPA-8260	U	0.067	1	MG/KG	09/23/2015	DLC
1,1,2-Trichloroethane	EPA-8260	U	0.069	1	MG/KG	09/23/2015	DLC
2-Hexanone	EPA-8260	U	0.045	1	MG/KG	09/23/2015	DLC
1,3-Dichloropropane	EPA-8260	U	0.067	1	MG/KG	09/23/2015	DLC
Tetrachloroethylene	EPA-8260	1.1	0.010	1	MG/KG	09/23/2015	DLC
Dibromochloromethane	EPA-8260	U	0.10	1	MG/KG	09/23/2015	DLC
1,2-Dibromoethane	EPA-8260	U	0.0050	1	MG/KG	09/23/2015	DLC
Chlorobenzene	EPA-8260	U	0.069	1	MG/KG	09/23/2015	DLC



CERTIFICATE OF ANALYSIS

CLIENT:	Terracon 21905 - 64th Ave W, Suite 100 Mountlake Terrace, WA 98043	DATE:	9/29/2015
CLIENT CONTACT:	Mike Noll	ALS JOB#:	EV15090099
CLIENT PROJECT:	81157132	ALS SAMPLE#:	EV15090099-27
CLIENT SAMPLE ID	SB-2 S-6 @ 15-15.5'	DATE RECEIVED:	09/16/2015
		COLLECTION DATE:	9/16/2015 12:30:00 PM
		WDOE ACCREDITATION:	C601

SAMPLE DATA RESULTS

ANALYTE	METHOD	RESULTS	REPORTING LIMITS	DILUTION FACTOR	UNITS	ANALYSIS DATE	ANALYSIS BY
1,1,1,2-Tetrachloroethane	EPA-8260	U	0.054	1	MG/KG	09/23/2015	DLC
Ethylbenzene	EPA-8260	U	0.068	1	MG/KG	09/23/2015	DLC
m,p-Xylene	EPA-8260	U	0.12	1	MG/KG	09/23/2015	DLC
Styrene	EPA-8260	U	0.052	1	MG/KG	09/23/2015	DLC
o-Xylene	EPA-8260	U	0.058	1	MG/KG	09/23/2015	DLC
Bromoform	EPA-8260	U	0.074	1	MG/KG	09/23/2015	DLC
Isopropylbenzene	EPA-8260	U	0.057	1	MG/KG	09/23/2015	DLC
1,1,2,2-Tetrachloroethane	EPA-8260	U	0.072	1	MG/KG	09/23/2015	DLC
1,2,3-Trichloropropane	EPA-8260	U	0.075	1	MG/KG	09/23/2015	DLC
Bromobenzene	EPA-8260	U	0.072	1	MG/KG	09/23/2015	DLC
N-Propyl Benzene	EPA-8260	U	0.069	1	MG/KG	09/23/2015	DLC
2-Chlorotoluene	EPA-8260	U	0.072	1	MG/KG	09/23/2015	DLC
1,3,5-Trimethylbenzene	EPA-8260	U	0.052	1	MG/KG	09/23/2015	DLC
4-Chlorotoluene	EPA-8260	U	0.10	1	MG/KG	09/23/2015	DLC
T-Butyl Benzene	EPA-8260	U	0.067	1	MG/KG	09/23/2015	DLC
1,2,4-Trimethylbenzene	EPA-8260	U	0.056	1	MG/KG	09/23/2015	DLC
S-Butyl Benzene	EPA-8260	U	0.061	1	MG/KG	09/23/2015	DLC
P-Isopropyltoluene	EPA-8260	U	0.050	1	MG/KG	09/23/2015	DLC
1,3-Dichlorobenzene	EPA-8260	U	0.073	1	MG/KG	09/23/2015	DLC
1,4-Dichlorobenzene	EPA-8260	U	0.068	1	MG/KG	09/23/2015	DLC
N-Butylbenzene	EPA-8260	U	0.054	1	MG/KG	09/23/2015	DLC
1,2-Dichlorobenzene	EPA-8260	U	0.073	1	MG/KG	09/23/2015	DLC
1,2-Dibromo 3-Chloropropane	EPA-8260	U	0.085	1	MG/KG	09/23/2015	DLC
1,2,4-Trichlorobenzene	EPA-8260	U	0.063	1	MG/KG	09/23/2015	DLC
Hexachlorobutadiene	EPA-8260	U	0.075	1	MG/KG	09/23/2015	DLC
Naphthalene	EPA-8260	U	0.072	1	MG/KG	09/23/2015	DLC
1,2,3-Trichlorobenzene	EPA-8260	U	0.068	1	MG/KG	09/23/2015	DLC

SURROGATE	METHOD	%REC	ANALYSIS DATE	ANALYSIS BY
1,2-Dichloroethane-d4 10X Dilution	EPA-8260	98.8	09/23/2015	DLC
1,2-Dichloroethane-d4	EPA-8260	98.3	09/23/2015	DLC
Toluene-d8 10X Dilution	EPA-8260	98.9	09/23/2015	DLC
Toluene-d8	EPA-8260	98.4	09/23/2015	DLC
4-Bromofluorobenzene 10X Dilution	EPA-8260	98.7	09/23/2015	DLC
4-Bromofluorobenzene	EPA-8260	96.0	09/23/2015	DLC

U - Analyte analyzed for but not detected at level above reporting limit.



CERTIFICATE OF ANALYSIS

CLIENT:	Terracon 21905 - 64th Ave W, Suite 100 Mountlake Terrace, WA 98043	DATE:	9/29/2015
CLIENT CONTACT:	Mike Noll	ALS JOB#:	EV15090099
CLIENT PROJECT:	81157132	ALS SAMPLE#:	EV15090099-29
CLIENT SAMPLE ID	SB-2 S-2 @ 3-3.5'	DATE RECEIVED:	09/16/2015
		COLLECTION DATE:	9/16/2015 11:50:00 AM
		WDOE ACCREDITATION:	C601

SAMPLE DATA RESULTS

ANALYTE	METHOD	RESULTS	REPORTING LIMITS	DILUTION FACTOR	UNITS	ANALYSIS DATE	ANALYSIS BY
Dichlorodifluoromethane	EPA-8260	U	0.086	1	MG/KG	09/23/2015	DLC
Chloromethane	EPA-8260	U	0.052	1	MG/KG	09/23/2015	DLC
Vinyl Chloride	EPA-8260	0.11	0.010	1	MG/KG	09/23/2015	DLC
Bromomethane	EPA-8260	U	0.043	1	MG/KG	09/23/2015	DLC
Chloroethane	EPA-8260	U	0.052	1	MG/KG	09/23/2015	DLC
Carbon Tetrachloride	EPA-8260	U	0.054	1	MG/KG	09/23/2015	DLC
Trichlorofluoromethane	EPA-8260	U	0.045	1	MG/KG	09/23/2015	DLC
Carbon Disulfide	EPA-8260	U	0.053	1	MG/KG	09/23/2015	DLC
Acetone	EPA-8260	U	0.10	1	MG/KG	09/23/2015	DLC
1,1-Dichloroethene	EPA-8260	U	0.010	1	MG/KG	09/23/2015	DLC
Methylene Chloride	EPA-8260	U	0.11	1	MG/KG	09/23/2015	DLC
Acrylonitrile	EPA-8260	U	0.055	1	MG/KG	09/23/2015	DLC
Methyl T-Butyl Ether	EPA-8260	U	0.054	1	MG/KG	09/23/2015	DLC
Trans-1,2-Dichloroethene	EPA-8260	U	0.051	1	MG/KG	09/23/2015	DLC
1,1-Dichloroethane	EPA-8260	U	0.052	1	MG/KG	09/23/2015	DLC
2-Butanone	EPA-8260	U	0.076	1	MG/KG	09/23/2015	DLC
Cis-1,2-Dichloroethene	EPA-8260	0.25	0.056	1	MG/KG	09/23/2015	DLC
2,2-Dichloropropane	EPA-8260	U	0.053	1	MG/KG	09/23/2015	DLC
Bromochloromethane	EPA-8260	U	0.092	1	MG/KG	09/23/2015	DLC
Chloroform	EPA-8260	U	0.053	1	MG/KG	09/23/2015	DLC
1,1,1-Trichloroethane	EPA-8260	U	0.048	1	MG/KG	09/23/2015	DLC
1,1-Dichloropropene	EPA-8260	U	0.048	1	MG/KG	09/23/2015	DLC
1,2-Dichloroethane	EPA-8260	U	0.010	1	MG/KG	09/23/2015	DLC
Benzene	EPA-8260	U	0.0050	1	MG/KG	09/23/2015	DLC
Trichloroethene	EPA-8260	0.63	0.010	1	MG/KG	09/23/2015	DLC
1,2-Dichloropropane	EPA-8260	U	0.048	1	MG/KG	09/23/2015	DLC
Dibromomethane	EPA-8260	U	0.061	1	MG/KG	09/23/2015	DLC
Bromodichloromethane	EPA-8260	U	0.054	1	MG/KG	09/23/2015	DLC
Trans-1,3-Dichloropropene	EPA-8260	U	0.057	1	MG/KG	09/23/2015	DLC
4-Methyl-2-Pentanone	EPA-8260	U	0.053	1	MG/KG	09/23/2015	DLC
Toluene	EPA-8260	U	0.055	1	MG/KG	09/23/2015	DLC
Cis-1,3-Dichloropropene	EPA-8260	U	0.055	1	MG/KG	09/23/2015	DLC
1,1,2-Trichloroethane	EPA-8260	U	0.057	1	MG/KG	09/23/2015	DLC
2-Hexanone	EPA-8260	U	0.037	1	MG/KG	09/23/2015	DLC
1,3-Dichloropropane	EPA-8260	U	0.056	1	MG/KG	09/23/2015	DLC
Tetrachloroethylene	EPA-8260	2.1	0.010	1	MG/KG	09/23/2015	DLC
Dibromochloromethane	EPA-8260	U	0.083	1	MG/KG	09/23/2015	DLC
1,2-Dibromoethane	EPA-8260	U	0.0050	1	MG/KG	09/23/2015	DLC
Chlorobenzene	EPA-8260	U	0.057	1	MG/KG	09/23/2015	DLC



CERTIFICATE OF ANALYSIS

CLIENT:	Terracon 21905 - 64th Ave W, Suite 100 Mountlake Terrace, WA 98043	DATE:	9/29/2015
CLIENT CONTACT:	Mike Noll	ALS JOB#:	EV15090099
CLIENT PROJECT:	81157132	ALS SAMPLE#:	EV15090099-29
CLIENT SAMPLE ID	SB-2 S-2 @ 3-3.5'	DATE RECEIVED:	09/16/2015
		COLLECTION DATE:	9/16/2015 11:50:00 AM
		WDOE ACCREDITATION:	C601

SAMPLE DATA RESULTS

ANALYTE	METHOD	RESULTS	REPORTING LIMITS	DILUTION FACTOR	UNITS	ANALYSIS DATE	ANALYSIS BY
1,1,1,2-Tetrachloroethane	EPA-8260	U	0.044	1	MG/KG	09/23/2015	DLC
Ethylbenzene	EPA-8260	U	0.056	1	MG/KG	09/23/2015	DLC
m,p-Xylene	EPA-8260	U	0.10	1	MG/KG	09/23/2015	DLC
Styrene	EPA-8260	U	0.043	1	MG/KG	09/23/2015	DLC
o-Xylene	EPA-8260	U	0.048	1	MG/KG	09/23/2015	DLC
Bromoform	EPA-8260	U	0.062	1	MG/KG	09/23/2015	DLC
Isopropylbenzene	EPA-8260	U	0.047	1	MG/KG	09/23/2015	DLC
1,1,2,2-Tetrachloroethane	EPA-8260	U	0.059	1	MG/KG	09/23/2015	DLC
1,2,3-Trichloropropane	EPA-8260	U	0.062	1	MG/KG	09/23/2015	DLC
Bromobenzene	EPA-8260	U	0.059	1	MG/KG	09/23/2015	DLC
N-Propyl Benzene	EPA-8260	U	0.057	1	MG/KG	09/23/2015	DLC
2-Chlorotoluene	EPA-8260	U	0.059	1	MG/KG	09/23/2015	DLC
1,3,5-Trimethylbenzene	EPA-8260	U	0.043	1	MG/KG	09/23/2015	DLC
4-Chlorotoluene	EPA-8260	U	0.085	1	MG/KG	09/23/2015	DLC
T-Butyl Benzene	EPA-8260	U	0.055	1	MG/KG	09/23/2015	DLC
1,2,4-Trimethylbenzene	EPA-8260	U	0.046	1	MG/KG	09/23/2015	DLC
S-Butyl Benzene	EPA-8260	U	0.050	1	MG/KG	09/23/2015	DLC
P-Isopropyltoluene	EPA-8260	U	0.041	1	MG/KG	09/23/2015	DLC
1,3-Dichlorobenzene	EPA-8260	U	0.060	1	MG/KG	09/23/2015	DLC
1,4-Dichlorobenzene	EPA-8260	U	0.056	1	MG/KG	09/23/2015	DLC
N-Butylbenzene	EPA-8260	U	0.045	1	MG/KG	09/23/2015	DLC
1,2-Dichlorobenzene	EPA-8260	U	0.060	1	MG/KG	09/23/2015	DLC
1,2-Dibromo 3-Chloropropane	EPA-8260	U	0.071	1	MG/KG	09/23/2015	DLC
1,2,4-Trichlorobenzene	EPA-8260	U	0.052	1	MG/KG	09/23/2015	DLC
Hexachlorobutadiene	EPA-8260	U	0.062	1	MG/KG	09/23/2015	DLC
Naphthalene	EPA-8260	U	0.059	1	MG/KG	09/23/2015	DLC
1,2,3-Trichlorobenzene	EPA-8260	U	0.056	1	MG/KG	09/23/2015	DLC

SURROGATE	METHOD	%REC	ANALYSIS DATE	ANALYSIS BY
1,2-Dichloroethane-d4	EPA-8260	98.2	09/23/2015	DLC
Toluene-d8	EPA-8260	96.4	09/23/2015	DLC
4-Bromofluorobenzene	EPA-8260	95.7	09/23/2015	DLC

U - Analyte analyzed for but not detected at level above reporting limit.



CERTIFICATE OF ANALYSIS

CLIENT:	Terracon 21905 - 64th Ave W, Suite 100 Mountlake Terrace, WA 98043	DATE:	9/29/2015
CLIENT CONTACT:	Mike Noll	ALS JOB#:	EV15090099
CLIENT PROJECT:	81157132	ALS SAMPLE#:	EV15090099-30
CLIENT SAMPLE ID	SB-5 S-2 @ 4-4.5'	DATE RECEIVED:	09/16/2015
		COLLECTION DATE:	9/16/2015 3:35:00 PM
		WDOE ACCREDITATION:	C601

SAMPLE DATA RESULTS

ANALYTE	METHOD	RESULTS	REPORTING LIMITS	DILUTION FACTOR	UNITS	ANALYSIS DATE	ANALYSIS BY
Dichlorodifluoromethane	EPA-8260	U	0.093	1	MG/KG	09/23/2015	DLC
Chloromethane	EPA-8260	U	0.056	1	MG/KG	09/23/2015	DLC
Vinyl Chloride	EPA-8260	0.26	0.010	1	MG/KG	09/23/2015	DLC
Bromomethane	EPA-8260	U	0.047	1	MG/KG	09/23/2015	DLC
Chloroethane	EPA-8260	U	0.056	1	MG/KG	09/23/2015	DLC
Carbon Tetrachloride	EPA-8260	U	0.059	1	MG/KG	09/23/2015	DLC
Trichlorofluoromethane	EPA-8260	U	0.050	1	MG/KG	09/23/2015	DLC
Carbon Disulfide	EPA-8260	U	0.058	1	MG/KG	09/23/2015	DLC
Acetone	EPA-8260	U	0.11	1	MG/KG	09/23/2015	DLC
1,1-Dichloroethene	EPA-8260	U	0.010	1	MG/KG	09/23/2015	DLC
Methylene Chloride	EPA-8260	U	0.12	1	MG/KG	09/23/2015	DLC
Acrylonitrile	EPA-8260	U	0.060	1	MG/KG	09/23/2015	DLC
Methyl T-Butyl Ether	EPA-8260	U	0.058	1	MG/KG	09/23/2015	DLC
Trans-1,2-Dichloroethene	EPA-8260	0.14	0.056	1	MG/KG	09/23/2015	DLC
1,1-Dichloroethane	EPA-8260	U	0.057	1	MG/KG	09/23/2015	DLC
2-Butanone	EPA-8260	U	0.083	1	MG/KG	09/23/2015	DLC
Cis-1,2-Dichloroethene	EPA-8260	0.78	0.061	1	MG/KG	09/23/2015	DLC
2,2-Dichloropropane	EPA-8260	U	0.058	1	MG/KG	09/23/2015	DLC
Bromochloromethane	EPA-8260	U	0.10	1	MG/KG	09/23/2015	DLC
Chloroform	EPA-8260	U	0.058	1	MG/KG	09/23/2015	DLC
1,1,1-Trichloroethane	EPA-8260	U	0.052	1	MG/KG	09/23/2015	DLC
1,1-Dichloropropene	EPA-8260	U	0.052	1	MG/KG	09/23/2015	DLC
1,2-Dichloroethane	EPA-8260	U	0.010	1	MG/KG	09/23/2015	DLC
Benzene	EPA-8260	U	0.0050	1	MG/KG	09/23/2015	DLC
Trichloroethene	EPA-8260	U	0.010	1	MG/KG	09/23/2015	DLC
1,2-Dichloropropane	EPA-8260	U	0.052	1	MG/KG	09/23/2015	DLC
Dibromomethane	EPA-8260	U	0.066	1	MG/KG	09/23/2015	DLC
Bromodichloromethane	EPA-8260	U	0.059	1	MG/KG	09/23/2015	DLC
Trans-1,3-Dichloropropene	EPA-8260	U	0.062	1	MG/KG	09/23/2015	DLC
4-Methyl-2-Pentanone	EPA-8260	U	0.058	1	MG/KG	09/23/2015	DLC
Toluene	EPA-8260	U	0.060	1	MG/KG	09/23/2015	DLC
Cis-1,3-Dichloropropene	EPA-8260	U	0.060	1	MG/KG	09/23/2015	DLC
1,1,2-Trichloroethane	EPA-8260	U	0.062	1	MG/KG	09/23/2015	DLC
2-Hexanone	EPA-8260	U	0.040	1	MG/KG	09/23/2015	DLC
1,3-Dichloropropane	EPA-8260	U	0.061	1	MG/KG	09/23/2015	DLC
Tetrachloroethylene	EPA-8260	U	0.010	1	MG/KG	09/23/2015	DLC
Dibromochloromethane	EPA-8260	U	0.090	1	MG/KG	09/23/2015	DLC
1,2-Dibromoethane	EPA-8260	U	0.0050	1	MG/KG	09/23/2015	DLC
Chlorobenzene	EPA-8260	U	0.062	1	MG/KG	09/23/2015	DLC



CERTIFICATE OF ANALYSIS

CLIENT:	Terracon 21905 - 64th Ave W, Suite 100 Mountlake Terrace, WA 98043	DATE:	9/29/2015
CLIENT CONTACT:	Mike Noll	ALS JOB#:	EV15090099
CLIENT PROJECT:	81157132	ALS SAMPLE#:	EV15090099-30
CLIENT SAMPLE ID	SB-5 S-2 @ 4-4.5'	DATE RECEIVED:	09/16/2015
		COLLECTION DATE:	9/16/2015 3:35:00 PM
		WDOE ACCREDITATION:	C601

SAMPLE DATA RESULTS

ANALYTE	METHOD	RESULTS	REPORTING LIMITS	DILUTION FACTOR	UNITS	ANALYSIS DATE	ANALYSIS BY
1,1,1,2-Tetrachloroethane	EPA-8260	U	0.049	1	MG/KG	09/23/2015	DLC
Ethylbenzene	EPA-8260	U	0.061	1	MG/KG	09/23/2015	DLC
m,p-Xylene	EPA-8260	U	0.11	1	MG/KG	09/23/2015	DLC
Styrene	EPA-8260	U	0.047	1	MG/KG	09/23/2015	DLC
o-Xylene	EPA-8260	U	0.053	1	MG/KG	09/23/2015	DLC
Bromoform	EPA-8260	U	0.067	1	MG/KG	09/23/2015	DLC
Isopropylbenzene	EPA-8260	U	0.051	1	MG/KG	09/23/2015	DLC
1,1,2,2-Tetrachloroethane	EPA-8260	U	0.065	1	MG/KG	09/23/2015	DLC
1,2,3-Trichloropropane	EPA-8260	U	0.068	1	MG/KG	09/23/2015	DLC
Bromobenzene	EPA-8260	U	0.065	1	MG/KG	09/23/2015	DLC
N-Propyl Benzene	EPA-8260	U	0.062	1	MG/KG	09/23/2015	DLC
2-Chlorotoluene	EPA-8260	U	0.065	1	MG/KG	09/23/2015	DLC
1,3,5-Trimethylbenzene	EPA-8260	U	0.047	1	MG/KG	09/23/2015	DLC
4-Chlorotoluene	EPA-8260	U	0.093	1	MG/KG	09/23/2015	DLC
T-Butyl Benzene	EPA-8260	U	0.060	1	MG/KG	09/23/2015	DLC
1,2,4-Trimethylbenzene	EPA-8260	U	0.050	1	MG/KG	09/23/2015	DLC
S-Butyl Benzene	EPA-8260	U	0.055	1	MG/KG	09/23/2015	DLC
P-Isopropyltoluene	EPA-8260	U	0.045	1	MG/KG	09/23/2015	DLC
1,3-Dichlorobenzene	EPA-8260	U	0.066	1	MG/KG	09/23/2015	DLC
1,4-Dichlorobenzene	EPA-8260	U	0.061	1	MG/KG	09/23/2015	DLC
N-Butylbenzene	EPA-8260	U	0.049	1	MG/KG	09/23/2015	DLC
1,2-Dichlorobenzene	EPA-8260	U	0.066	1	MG/KG	09/23/2015	DLC
1,2-Dibromo 3-Chloropropane	EPA-8260	U	0.077	1	MG/KG	09/23/2015	DLC
1,2,4-Trichlorobenzene	EPA-8260	U	0.057	1	MG/KG	09/23/2015	DLC
Hexachlorobutadiene	EPA-8260	U	0.068	1	MG/KG	09/23/2015	DLC
Naphthalene	EPA-8260	U	0.065	1	MG/KG	09/23/2015	DLC
1,2,3-Trichlorobenzene	EPA-8260	U	0.061	1	MG/KG	09/23/2015	DLC

SURROGATE	METHOD	%REC	ANALYSIS DATE	ANALYSIS BY
1,2-Dichloroethane-d4	EPA-8260	98.0	09/23/2015	DLC
Toluene-d8	EPA-8260	96.3	09/23/2015	DLC
4-Bromofluorobenzene	EPA-8260	94.6	09/23/2015	DLC

U - Analyte analyzed for but not detected at level above reporting limit.



CERTIFICATE OF ANALYSIS

CLIENT:	Terracon 21905 - 64th Ave W, Suite 100 Mountlake Terrace, WA 98043	DATE:	9/29/2015
CLIENT CONTACT:	Mike Noll	ALS JOB#:	EV15090099
CLIENT PROJECT:	81157132	ALS SAMPLE#:	EV15090099-31
CLIENT SAMPLE ID	DP1 - 5'	DATE RECEIVED:	09/16/2015
		COLLECTION DATE:	9/16/2015 8:25:00 AM
		WDOE ACCREDITATION:	C601

SAMPLE DATA RESULTS

ANALYTE	METHOD	RESULTS	REPORTING LIMITS	DILUTION FACTOR	UNITS	ANALYSIS DATE	ANALYSIS BY
Dichlorodifluoromethane	EPA-8260	U	0.11	1	MG/KG	09/23/2015	DLC
Chloromethane	EPA-8260	U	0.066	1	MG/KG	09/23/2015	DLC
Vinyl Chloride	EPA-8260	U	0.010	1	MG/KG	09/23/2015	DLC
Bromomethane	EPA-8260	U	0.055	1	MG/KG	09/23/2015	DLC
Chloroethane	EPA-8260	U	0.066	1	MG/KG	09/23/2015	DLC
Carbon Tetrachloride	EPA-8260	U	0.070	1	MG/KG	09/23/2015	DLC
Trichlorofluoromethane	EPA-8260	U	0.058	1	MG/KG	09/23/2015	DLC
Carbon Disulfide	EPA-8260	U	0.068	1	MG/KG	09/23/2015	DLC
Acetone	EPA-8260	U	0.13	1	MG/KG	09/23/2015	DLC
1,1-Dichloroethene	EPA-8260	U	0.010	1	MG/KG	09/23/2015	DLC
Methylene Chloride	EPA-8260	U	0.14	1	MG/KG	09/23/2015	DLC
Acrylonitrile	EPA-8260	U	0.071	1	MG/KG	09/23/2015	DLC
Methyl T-Butyl Ether	EPA-8260	U	0.069	1	MG/KG	09/23/2015	DLC
Trans-1,2-Dichloroethene	EPA-8260	U	0.066	1	MG/KG	09/23/2015	DLC
1,1-Dichloroethane	EPA-8260	U	0.067	1	MG/KG	09/23/2015	DLC
2-Butanone	EPA-8260	U	0.097	1	MG/KG	09/23/2015	DLC
Cis-1,2-Dichloroethene	EPA-8260	U	0.072	1	MG/KG	09/23/2015	DLC
2,2-Dichloropropane	EPA-8260	U	0.068	1	MG/KG	09/23/2015	DLC
Bromochloromethane	EPA-8260	U	0.12	1	MG/KG	09/23/2015	DLC
Chloroform	EPA-8260	U	0.068	1	MG/KG	09/23/2015	DLC
1,1,1-Trichloroethane	EPA-8260	U	0.061	1	MG/KG	09/23/2015	DLC
1,1-Dichloropropene	EPA-8260	U	0.061	1	MG/KG	09/23/2015	DLC
1,2-Dichloroethane	EPA-8260	U	0.010	1	MG/KG	09/23/2015	DLC
Benzene	EPA-8260	U	0.0050	1	MG/KG	09/23/2015	DLC
Trichloroethene	EPA-8260	U	0.010	1	MG/KG	09/23/2015	DLC
1,2-Dichloropropane	EPA-8260	U	0.062	1	MG/KG	09/23/2015	DLC
Dibromomethane	EPA-8260	U	0.078	1	MG/KG	09/23/2015	DLC
Bromodichloromethane	EPA-8260	U	0.069	1	MG/KG	09/23/2015	DLC
Trans-1,3-Dichloropropene	EPA-8260	U	0.073	1	MG/KG	09/23/2015	DLC
4-Methyl-2-Pentanone	EPA-8260	U	0.068	1	MG/KG	09/23/2015	DLC
Toluene	EPA-8260	U	0.070	1	MG/KG	09/23/2015	DLC
Cis-1,3-Dichloropropene	EPA-8260	U	0.071	1	MG/KG	09/23/2015	DLC
1,1,2-Trichloroethane	EPA-8260	U	0.073	1	MG/KG	09/23/2015	DLC
2-Hexanone	EPA-8260	U	0.047	1	MG/KG	09/23/2015	DLC
1,3-Dichloropropane	EPA-8260	U	0.071	1	MG/KG	09/23/2015	DLC
Tetrachloroethylene	EPA-8260	U	0.010	1	MG/KG	09/23/2015	DLC
Dibromochloromethane	EPA-8260	U	0.11	1	MG/KG	09/23/2015	DLC
1,2-Dibromoethane	EPA-8260	U	0.0050	1	MG/KG	09/23/2015	DLC
Chlorobenzene	EPA-8260	U	0.073	1	MG/KG	09/23/2015	DLC



CERTIFICATE OF ANALYSIS

CLIENT:	Terracon 21905 - 64th Ave W, Suite 100 Mountlake Terrace, WA 98043	DATE:	9/29/2015
CLIENT CONTACT:	Mike Noll	ALS JOB#:	EV15090099
CLIENT PROJECT:	81157132	ALS SAMPLE#:	EV15090099-31
CLIENT SAMPLE ID	DP1 - 5'	DATE RECEIVED:	09/16/2015
		COLLECTION DATE:	9/16/2015 8:25:00 AM
		WDOE ACCREDITATION:	C601

SAMPLE DATA RESULTS

ANALYTE	METHOD	RESULTS	REPORTING LIMITS	DILUTION FACTOR	UNITS	ANALYSIS DATE	ANALYSIS BY
1,1,1,2-Tetrachloroethane	EPA-8260	U	0.057	1	MG/KG	09/23/2015	DLC
Ethylbenzene	EPA-8260	U	0.072	1	MG/KG	09/23/2015	DLC
m,p-Xylene	EPA-8260	U	0.13	1	MG/KG	09/23/2015	DLC
Styrene	EPA-8260	U	0.056	1	MG/KG	09/23/2015	DLC
o-Xylene	EPA-8260	U	0.062	1	MG/KG	09/23/2015	DLC
Bromoform	EPA-8260	U	0.079	1	MG/KG	09/23/2015	DLC
Isopropylbenzene	EPA-8260	U	0.060	1	MG/KG	09/23/2015	DLC
1,1,2,2-Tetrachloroethane	EPA-8260	U	0.076	1	MG/KG	09/23/2015	DLC
1,2,3-Trichloropropane	EPA-8260	U	0.080	1	MG/KG	09/23/2015	DLC
Bromobenzene	EPA-8260	U	0.076	1	MG/KG	09/23/2015	DLC
N-Propyl Benzene	EPA-8260	U	0.073	1	MG/KG	09/23/2015	DLC
2-Chlorotoluene	EPA-8260	U	0.076	1	MG/KG	09/23/2015	DLC
1,3,5-Trimethylbenzene	EPA-8260	U	0.055	1	MG/KG	09/23/2015	DLC
4-Chlorotoluene	EPA-8260	U	0.11	1	MG/KG	09/23/2015	DLC
T-Butyl Benzene	EPA-8260	U	0.071	1	MG/KG	09/23/2015	DLC
1,2,4-Trimethylbenzene	EPA-8260	U	0.059	1	MG/KG	09/23/2015	DLC
S-Butyl Benzene	EPA-8260	U	0.065	1	MG/KG	09/23/2015	DLC
P-Isopropyltoluene	EPA-8260	U	0.053	1	MG/KG	09/23/2015	DLC
1,3-Dichlorobenzene	EPA-8260	U	0.077	1	MG/KG	09/23/2015	DLC
1,4-Dichlorobenzene	EPA-8260	U	0.072	1	MG/KG	09/23/2015	DLC
N-Butylbenzene	EPA-8260	U	0.057	1	MG/KG	09/23/2015	DLC
1,2-Dichlorobenzene	EPA-8260	U	0.077	1	MG/KG	09/23/2015	DLC
1,2-Dibromo 3-Chloropropane	EPA-8260	U	0.091	1	MG/KG	09/23/2015	DLC
1,2,4-Trichlorobenzene	EPA-8260	U	0.067	1	MG/KG	09/23/2015	DLC
Hexachlorobutadiene	EPA-8260	U	0.080	1	MG/KG	09/23/2015	DLC
Naphthalene	EPA-8260	U	0.076	1	MG/KG	09/23/2015	DLC
1,2,3-Trichlorobenzene	EPA-8260	U	0.072	1	MG/KG	09/23/2015	DLC

SURROGATE	METHOD	%REC	ANALYSIS DATE	ANALYSIS BY
1,2-Dichloroethane-d4	EPA-8260	101	09/23/2015	DLC
Toluene-d8	EPA-8260	98.4	09/23/2015	DLC
4-Bromofluorobenzene	EPA-8260	95.0	09/23/2015	DLC

U - Analyte analyzed for but not detected at level above reporting limit.



CERTIFICATE OF ANALYSIS

CLIENT:	Terracon 21905 - 64th Ave W, Suite 100 Mountlake Terrace, WA 98043	DATE:	9/29/2015
CLIENT CONTACT:	Mike Noll	ALS JOB#:	EV15090099
CLIENT PROJECT:	81157132	ALS SAMPLE#:	EV15090099-32
CLIENT SAMPLE ID	DP1A - 10'	DATE RECEIVED:	09/16/2015
		COLLECTION DATE:	9/16/2015 10:15:00 AM
		WDOE ACCREDITATION:	C601

SAMPLE DATA RESULTS

ANALYTE	METHOD	RESULTS	REPORTING LIMITS	DILUTION FACTOR	UNITS	ANALYSIS DATE	ANALYSIS BY
Dichlorodifluoromethane	EPA-8260	U	0.10	1	MG/KG	09/23/2015	DLC
Chloromethane	EPA-8260	U	0.061	1	MG/KG	09/23/2015	DLC
Vinyl Chloride	EPA-8260	U	0.010	1	MG/KG	09/23/2015	DLC
Bromomethane	EPA-8260	U	0.051	1	MG/KG	09/23/2015	DLC
Chloroethane	EPA-8260	U	0.061	1	MG/KG	09/23/2015	DLC
Carbon Tetrachloride	EPA-8260	U	0.064	1	MG/KG	09/23/2015	DLC
Trichlorofluoromethane	EPA-8260	U	0.054	1	MG/KG	09/23/2015	DLC
Carbon Disulfide	EPA-8260	U	0.062	1	MG/KG	09/23/2015	DLC
Acetone	EPA-8260	U	0.12	1	MG/KG	09/23/2015	DLC
1,1-Dichloroethene	EPA-8260	U	0.010	1	MG/KG	09/23/2015	DLC
Methylene Chloride	EPA-8260	U	0.13	1	MG/KG	09/23/2015	DLC
Acrylonitrile	EPA-8260	U	0.066	1	MG/KG	09/23/2015	DLC
Methyl T-Butyl Ether	EPA-8260	U	0.063	1	MG/KG	09/23/2015	DLC
Trans-1,2-Dichloroethene	EPA-8260	U	0.061	1	MG/KG	09/23/2015	DLC
1,1-Dichloroethane	EPA-8260	U	0.061	1	MG/KG	09/23/2015	DLC
2-Butanone	EPA-8260	U	0.090	1	MG/KG	09/23/2015	DLC
Cis-1,2-Dichloroethene	EPA-8260	U	0.066	1	MG/KG	09/23/2015	DLC
2,2-Dichloropropane	EPA-8260	U	0.063	1	MG/KG	09/23/2015	DLC
Bromochloromethane	EPA-8260	U	0.11	1	MG/KG	09/23/2015	DLC
Chloroform	EPA-8260	U	0.063	1	MG/KG	09/23/2015	DLC
1,1,1-Trichloroethane	EPA-8260	U	0.057	1	MG/KG	09/23/2015	DLC
1,1-Dichloropropene	EPA-8260	U	0.057	1	MG/KG	09/23/2015	DLC
1,2-Dichloroethane	EPA-8260	U	0.010	1	MG/KG	09/23/2015	DLC
Benzene	EPA-8260	U	0.0050	1	MG/KG	09/23/2015	DLC
Trichloroethene	EPA-8260	0.030	0.010	1	MG/KG	09/23/2015	DLC
1,2-Dichloropropane	EPA-8260	U	0.057	1	MG/KG	09/23/2015	DLC
Dibromomethane	EPA-8260	U	0.072	1	MG/KG	09/23/2015	DLC
Bromodichloromethane	EPA-8260	U	0.064	1	MG/KG	09/23/2015	DLC
Trans-1,3-Dichloropropene	EPA-8260	U	0.068	1	MG/KG	09/23/2015	DLC
4-Methyl-2-Pentanone	EPA-8260	U	0.063	1	MG/KG	09/23/2015	DLC
Toluene	EPA-8260	U	0.065	1	MG/KG	09/23/2015	DLC
Cis-1,3-Dichloropropene	EPA-8260	U	0.066	1	MG/KG	09/23/2015	DLC
1,1,2-Trichloroethane	EPA-8260	U	0.068	1	MG/KG	09/23/2015	DLC
2-Hexanone	EPA-8260	U	0.044	1	MG/KG	09/23/2015	DLC
1,3-Dichloropropane	EPA-8260	U	0.066	1	MG/KG	09/23/2015	DLC
Tetrachloroethylene	EPA-8260	0.050	0.010	1	MG/KG	09/23/2015	DLC
Dibromochloromethane	EPA-8260	U	0.098	1	MG/KG	09/23/2015	DLC
1,2-Dibromoethane	EPA-8260	U	0.0050	1	MG/KG	09/23/2015	DLC
Chlorobenzene	EPA-8260	U	0.068	1	MG/KG	09/23/2015	DLC



CERTIFICATE OF ANALYSIS

CLIENT:	Terracon 21905 - 64th Ave W, Suite 100 Mountlake Terrace, WA 98043	DATE:	9/29/2015
CLIENT CONTACT:	Mike Noll	ALS JOB#:	EV15090099
CLIENT PROJECT:	81157132	ALS SAMPLE#:	EV15090099-32
CLIENT SAMPLE ID	DP1A - 10'	DATE RECEIVED:	09/16/2015
		COLLECTION DATE:	9/16/2015 10:15:00 AM
		WDOE ACCREDITATION:	C601

SAMPLE DATA RESULTS

ANALYTE	METHOD	RESULTS	REPORTING LIMITS	DILUTION FACTOR	UNITS	ANALYSIS DATE	ANALYSIS BY
1,1,1,2-Tetrachloroethane	EPA-8260	U	0.053	1	MG/KG	09/23/2015	DLC
Ethylbenzene	EPA-8260	U	0.066	1	MG/KG	09/23/2015	DLC
m,p-Xylene	EPA-8260	U	0.12	1	MG/KG	09/23/2015	DLC
Styrene	EPA-8260	U	0.051	1	MG/KG	09/23/2015	DLC
o-Xylene	EPA-8260	U	0.057	1	MG/KG	09/23/2015	DLC
Bromoform	EPA-8260	U	0.073	1	MG/KG	09/23/2015	DLC
Isopropylbenzene	EPA-8260	U	0.056	1	MG/KG	09/23/2015	DLC
1,1,2,2-Tetrachloroethane	EPA-8260	U	0.070	1	MG/KG	09/23/2015	DLC
1,2,3-Trichloropropane	EPA-8260	U	0.074	1	MG/KG	09/23/2015	DLC
Bromobenzene	EPA-8260	U	0.070	1	MG/KG	09/23/2015	DLC
N-Propyl Benzene	EPA-8260	U	0.068	1	MG/KG	09/23/2015	DLC
2-Chlorotoluene	EPA-8260	U	0.070	1	MG/KG	09/23/2015	DLC
1,3,5-Trimethylbenzene	EPA-8260	U	0.051	1	MG/KG	09/23/2015	DLC
4-Chlorotoluene	EPA-8260	U	0.10	1	MG/KG	09/23/2015	DLC
T-Butyl Benzene	EPA-8260	U	0.065	1	MG/KG	09/23/2015	DLC
1,2,4-Trimethylbenzene	EPA-8260	U	0.055	1	MG/KG	09/23/2015	DLC
S-Butyl Benzene	EPA-8260	U	0.060	1	MG/KG	09/23/2015	DLC
P-Isopropyltoluene	EPA-8260	U	0.049	1	MG/KG	09/23/2015	DLC
1,3-Dichlorobenzene	EPA-8260	U	0.071	1	MG/KG	09/23/2015	DLC
1,4-Dichlorobenzene	EPA-8260	U	0.066	1	MG/KG	09/23/2015	DLC
N-Butylbenzene	EPA-8260	U	0.053	1	MG/KG	09/23/2015	DLC
1,2-Dichlorobenzene	EPA-8260	U	0.071	1	MG/KG	09/23/2015	DLC
1,2-Dibromo 3-Chloropropane	EPA-8260	U	0.084	1	MG/KG	09/23/2015	DLC
1,2,4-Trichlorobenzene	EPA-8260	U	0.062	1	MG/KG	09/23/2015	DLC
Hexachlorobutadiene	EPA-8260	U	0.074	1	MG/KG	09/23/2015	DLC
Naphthalene	EPA-8260	U	0.070	1	MG/KG	09/23/2015	DLC
1,2,3-Trichlorobenzene	EPA-8260	U	0.066	1	MG/KG	09/23/2015	DLC

SURROGATE	METHOD	%REC	ANALYSIS DATE	ANALYSIS BY
1,2-Dichloroethane-d4	EPA-8260	99.5	09/23/2015	DLC
Toluene-d8	EPA-8260	97.8	09/23/2015	DLC
4-Bromofluorobenzene	EPA-8260	96.3	09/23/2015	DLC

U - Analyte analyzed for but not detected at level above reporting limit.



CERTIFICATE OF ANALYSIS

CLIENT:	Terracon 21905 - 64th Ave W, Suite 100 Mountlake Terrace, WA 98043	DATE:	9/29/2015
CLIENT CONTACT:	Mike Noll	ALS JOB#:	EV15090099
CLIENT PROJECT:	81157132	ALS SAMPLE#:	EV15090099-33
CLIENT SAMPLE ID	DP1 - 15'	DATE RECEIVED:	09/16/2015
		COLLECTION DATE:	9/16/2015 8:50:00 AM
		WDOE ACCREDITATION:	C601

SAMPLE DATA RESULTS

ANALYTE	METHOD	RESULTS	REPORTING LIMITS	DILUTION FACTOR	UNITS	ANALYSIS DATE	ANALYSIS BY
Dichlorodifluoromethane	EPA-8260	U	0.091	1	MG/KG	09/23/2015	DLC
Chloromethane	EPA-8260	U	0.055	1	MG/KG	09/23/2015	DLC
Vinyl Chloride	EPA-8260	U	0.010	1	MG/KG	09/23/2015	DLC
Bromomethane	EPA-8260	U	0.046	1	MG/KG	09/23/2015	DLC
Chloroethane	EPA-8260	U	0.055	1	MG/KG	09/23/2015	DLC
Carbon Tetrachloride	EPA-8260	U	0.058	1	MG/KG	09/23/2015	DLC
Trichlorofluoromethane	EPA-8260	U	0.049	1	MG/KG	09/23/2015	DLC
Carbon Disulfide	EPA-8260	U	0.056	1	MG/KG	09/23/2015	DLC
Acetone	EPA-8260	U	0.11	1	MG/KG	09/23/2015	DLC
1,1-Dichloroethene	EPA-8260	U	0.010	1	MG/KG	09/23/2015	DLC
Methylene Chloride	EPA-8260	U	0.11	1	MG/KG	09/23/2015	DLC
Acrylonitrile	EPA-8260	U	0.059	1	MG/KG	09/23/2015	DLC
Methyl T-Butyl Ether	EPA-8260	U	0.057	1	MG/KG	09/23/2015	DLC
Trans-1,2-Dichloroethene	EPA-8260	U	0.055	1	MG/KG	09/23/2015	DLC
1,1-Dichloroethane	EPA-8260	U	0.055	1	MG/KG	09/23/2015	DLC
2-Butanone	EPA-8260	U	0.081	1	MG/KG	09/23/2015	DLC
Cis-1,2-Dichloroethene	EPA-8260	U	0.060	1	MG/KG	09/23/2015	DLC
2,2-Dichloropropane	EPA-8260	U	0.057	1	MG/KG	09/23/2015	DLC
Bromochloromethane	EPA-8260	U	0.098	1	MG/KG	09/23/2015	DLC
Chloroform	EPA-8260	U	0.057	1	MG/KG	09/23/2015	DLC
1,1,1-Trichloroethane	EPA-8260	U	0.051	1	MG/KG	09/23/2015	DLC
1,1-Dichloropropene	EPA-8260	U	0.051	1	MG/KG	09/23/2015	DLC
1,2-Dichloroethane	EPA-8260	U	0.010	1	MG/KG	09/23/2015	DLC
Benzene	EPA-8260	U	0.0050	1	MG/KG	09/23/2015	DLC
Trichloroethene	EPA-8260	U	0.010	1	MG/KG	09/23/2015	DLC
1,2-Dichloropropane	EPA-8260	U	0.051	1	MG/KG	09/23/2015	DLC
Dibromomethane	EPA-8260	U	0.065	1	MG/KG	09/23/2015	DLC
Bromodichloromethane	EPA-8260	U	0.057	1	MG/KG	09/23/2015	DLC
Trans-1,3-Dichloropropene	EPA-8260	U	0.061	1	MG/KG	09/23/2015	DLC
4-Methyl-2-Pentanone	EPA-8260	U	0.057	1	MG/KG	09/23/2015	DLC
Toluene	EPA-8260	U	0.059	1	MG/KG	09/23/2015	DLC
Cis-1,3-Dichloropropene	EPA-8260	U	0.059	1	MG/KG	09/23/2015	DLC
1,1,2-Trichloroethane	EPA-8260	U	0.061	1	MG/KG	09/23/2015	DLC
2-Hexanone	EPA-8260	U	0.039	1	MG/KG	09/23/2015	DLC
1,3-Dichloropropane	EPA-8260	U	0.059	1	MG/KG	09/23/2015	DLC
Tetrachloroethylene	EPA-8260	U	0.010	1	MG/KG	09/23/2015	DLC
Dibromochloromethane	EPA-8260	U	0.088	1	MG/KG	09/23/2015	DLC
1,2-Dibromoethane	EPA-8260	U	0.0050	1	MG/KG	09/23/2015	DLC
Chlorobenzene	EPA-8260	U	0.061	1	MG/KG	09/23/2015	DLC



CERTIFICATE OF ANALYSIS

CLIENT:	Terracon 21905 - 64th Ave W, Suite 100 Mountlake Terrace, WA 98043	DATE:	9/29/2015
CLIENT CONTACT:	Mike Noll	ALS JOB#:	EV15090099
CLIENT PROJECT:	81157132	ALS SAMPLE#:	EV15090099-33
CLIENT SAMPLE ID	DP1 - 15'	DATE RECEIVED:	09/16/2015
		COLLECTION DATE:	9/16/2015 8:50:00 AM
		WDOE ACCREDITATION:	C601

SAMPLE DATA RESULTS

ANALYTE	METHOD	RESULTS	REPORTING LIMITS	DILUTION FACTOR	UNITS	ANALYSIS DATE	ANALYSIS BY
1,1,1,2-Tetrachloroethane	EPA-8260	U	0.048	1	MG/KG	09/23/2015	DLC
Ethylbenzene	EPA-8260	U	0.060	1	MG/KG	09/23/2015	DLC
m,p-Xylene	EPA-8260	U	0.11	1	MG/KG	09/23/2015	DLC
Styrene	EPA-8260	U	0.046	1	MG/KG	09/23/2015	DLC
o-Xylene	EPA-8260	U	0.052	1	MG/KG	09/23/2015	DLC
Bromoform	EPA-8260	U	0.066	1	MG/KG	09/23/2015	DLC
Isopropylbenzene	EPA-8260	U	0.050	1	MG/KG	09/23/2015	DLC
1,1,2,2-Tetrachloroethane	EPA-8260	U	0.063	1	MG/KG	09/23/2015	DLC
1,2,3-Trichloropropane	EPA-8260	U	0.067	1	MG/KG	09/23/2015	DLC
Bromobenzene	EPA-8260	U	0.064	1	MG/KG	09/23/2015	DLC
N-Propyl Benzene	EPA-8260	U	0.061	1	MG/KG	09/23/2015	DLC
2-Chlorotoluene	EPA-8260	U	0.064	1	MG/KG	09/23/2015	DLC
1,3,5-Trimethylbenzene	EPA-8260	U	0.046	1	MG/KG	09/23/2015	DLC
4-Chlorotoluene	EPA-8260	U	0.091	1	MG/KG	09/23/2015	DLC
T-Butyl Benzene	EPA-8260	U	0.059	1	MG/KG	09/23/2015	DLC
1,2,4-Trimethylbenzene	EPA-8260	U	0.049	1	MG/KG	09/23/2015	DLC
S-Butyl Benzene	EPA-8260	U	0.054	1	MG/KG	09/23/2015	DLC
P-Isopropyltoluene	EPA-8260	U	0.044	1	MG/KG	09/23/2015	DLC
1,3-Dichlorobenzene	EPA-8260	U	0.065	1	MG/KG	09/23/2015	DLC
1,4-Dichlorobenzene	EPA-8260	U	0.060	1	MG/KG	09/23/2015	DLC
N-Butylbenzene	EPA-8260	U	0.048	1	MG/KG	09/23/2015	DLC
1,2-Dichlorobenzene	EPA-8260	U	0.064	1	MG/KG	09/23/2015	DLC
1,2-Dibromo 3-Chloropropane	EPA-8260	U	0.076	1	MG/KG	09/23/2015	DLC
1,2,4-Trichlorobenzene	EPA-8260	U	0.056	1	MG/KG	09/23/2015	DLC
Hexachlorobutadiene	EPA-8260	U	0.067	1	MG/KG	09/23/2015	DLC
Naphthalene	EPA-8260	U	0.063	1	MG/KG	09/23/2015	DLC
1,2,3-Trichlorobenzene	EPA-8260	U	0.060	1	MG/KG	09/23/2015	DLC

SURROGATE	METHOD	%REC	ANALYSIS DATE	ANALYSIS BY
1,2-Dichloroethane-d4	EPA-8260	98.4	09/23/2015	DLC
Toluene-d8	EPA-8260	96.3	09/23/2015	DLC
4-Bromofluorobenzene	EPA-8260	95.6	09/23/2015	DLC

U - Analyte analyzed for but not detected at level above reporting limit.



CERTIFICATE OF ANALYSIS

CLIENT:	Terracon 21905 - 64th Ave W, Suite 100 Mountlake Terrace, WA 98043	DATE:	9/29/2015
CLIENT CONTACT:	Mike Noll	ALS JOB#:	EV15090099
CLIENT PROJECT:	81157132	ALS SAMPLE#:	EV15090099-36
CLIENT SAMPLE ID	DP2 - 5'	DATE RECEIVED:	09/16/2015
		COLLECTION DATE:	9/16/2015 11:00:00 AM
		WDOE ACCREDITATION:	C601

SAMPLE DATA RESULTS

ANALYTE	METHOD	RESULTS	REPORTING LIMITS	DILUTION FACTOR	UNITS	ANALYSIS DATE	ANALYSIS BY
Dichlorodifluoromethane	EPA-8260	U	0.11	1	MG/KG	09/23/2015	DLC
Chloromethane	EPA-8260	U	0.064	1	MG/KG	09/23/2015	DLC
Vinyl Chloride	EPA-8260	U	0.010	1	MG/KG	09/23/2015	DLC
Bromomethane	EPA-8260	U	0.053	1	MG/KG	09/23/2015	DLC
Chloroethane	EPA-8260	U	0.064	1	MG/KG	09/23/2015	DLC
Carbon Tetrachloride	EPA-8260	U	0.067	1	MG/KG	09/23/2015	DLC
Trichlorofluoromethane	EPA-8260	U	0.056	1	MG/KG	09/23/2015	DLC
Carbon Disulfide	EPA-8260	U	0.065	1	MG/KG	09/23/2015	DLC
Acetone	EPA-8260	U	0.12	1	MG/KG	09/23/2015	DLC
1,1-Dichloroethene	EPA-8260	U	0.010	1	MG/KG	09/23/2015	DLC
Methylene Chloride	EPA-8260	U	0.13	1	MG/KG	09/23/2015	DLC
Acrylonitrile	EPA-8260	U	0.068	1	MG/KG	09/23/2015	DLC
Methyl T-Butyl Ether	EPA-8260	U	0.066	1	MG/KG	09/23/2015	DLC
Trans-1,2-Dichloroethene	EPA-8260	U	0.063	1	MG/KG	09/23/2015	DLC
1,1-Dichloroethane	EPA-8260	U	0.064	1	MG/KG	09/23/2015	DLC
2-Butanone	EPA-8260	U	0.094	1	MG/KG	09/23/2015	DLC
Cis-1,2-Dichloroethene	EPA-8260	U	0.069	1	MG/KG	09/23/2015	DLC
2,2-Dichloropropane	EPA-8260	U	0.065	1	MG/KG	09/23/2015	DLC
Bromochloromethane	EPA-8260	U	0.11	1	MG/KG	09/23/2015	DLC
Chloroform	EPA-8260	U	0.066	1	MG/KG	09/23/2015	DLC
1,1,1-Trichloroethane	EPA-8260	U	0.059	1	MG/KG	09/23/2015	DLC
1,1-Dichloropropene	EPA-8260	U	0.059	1	MG/KG	09/23/2015	DLC
1,2-Dichloroethane	EPA-8260	U	0.010	1	MG/KG	09/23/2015	DLC
Benzene	EPA-8260	U	0.0050	1	MG/KG	09/23/2015	DLC
Trichloroethene	EPA-8260	U	0.010	1	MG/KG	09/23/2015	DLC
1,2-Dichloropropane	EPA-8260	U	0.059	1	MG/KG	09/23/2015	DLC
Dibromomethane	EPA-8260	U	0.075	1	MG/KG	09/23/2015	DLC
Bromodichloromethane	EPA-8260	U	0.066	1	MG/KG	09/23/2015	DLC
Trans-1,3-Dichloropropene	EPA-8260	U	0.070	1	MG/KG	09/23/2015	DLC
4-Methyl-2-Pentanone	EPA-8260	U	0.065	1	MG/KG	09/23/2015	DLC
Toluene	EPA-8260	U	0.068	1	MG/KG	09/23/2015	DLC
Cis-1,3-Dichloropropene	EPA-8260	U	0.068	1	MG/KG	09/23/2015	DLC
1,1,2-Trichloroethane	EPA-8260	U	0.071	1	MG/KG	09/23/2015	DLC
2-Hexanone	EPA-8260	U	0.045	1	MG/KG	09/23/2015	DLC
1,3-Dichloropropane	EPA-8260	U	0.069	1	MG/KG	09/23/2015	DLC
Tetrachloroethylene	EPA-8260	U	0.010	1	MG/KG	09/23/2015	DLC
Dibromochloromethane	EPA-8260	U	0.10	1	MG/KG	09/23/2015	DLC
1,2-Dibromoethane	EPA-8260	U	0.0050	1	MG/KG	09/23/2015	DLC
Chlorobenzene	EPA-8260	U	0.071	1	MG/KG	09/23/2015	DLC



CERTIFICATE OF ANALYSIS

CLIENT:	Terracon 21905 - 64th Ave W, Suite 100 Mountlake Terrace, WA 98043	DATE:	9/29/2015
CLIENT CONTACT:	Mike Noll	ALS JOB#:	EV15090099
CLIENT PROJECT:	81157132	ALS SAMPLE#:	EV15090099-36
CLIENT SAMPLE ID	DP2 - 5'	DATE RECEIVED:	09/16/2015
		COLLECTION DATE:	9/16/2015 11:00:00 AM
		WDOE ACCREDITATION:	C601

SAMPLE DATA RESULTS

ANALYTE	METHOD	RESULTS	REPORTING LIMITS	DILUTION FACTOR	UNITS	ANALYSIS DATE	ANALYSIS BY
1,1,1,2-Tetrachloroethane	EPA-8260	U	0.055	1	MG/KG	09/23/2015	DLC
Ethylbenzene	EPA-8260	U	0.069	1	MG/KG	09/23/2015	DLC
m,p-Xylene	EPA-8260	U	0.12	1	MG/KG	09/23/2015	DLC
Styrene	EPA-8260	U	0.053	1	MG/KG	09/23/2015	DLC
o-Xylene	EPA-8260	U	0.060	1	MG/KG	09/23/2015	DLC
Bromoform	EPA-8260	U	0.076	1	MG/KG	09/23/2015	DLC
Isopropylbenzene	EPA-8260	U	0.058	1	MG/KG	09/23/2015	DLC
1,1,2,2-Tetrachloroethane	EPA-8260	U	0.073	1	MG/KG	09/23/2015	DLC
1,2,3-Trichloropropane	EPA-8260	U	0.077	1	MG/KG	09/23/2015	DLC
Bromobenzene	EPA-8260	U	0.073	1	MG/KG	09/23/2015	DLC
N-Propyl Benzene	EPA-8260	U	0.071	1	MG/KG	09/23/2015	DLC
2-Chlorotoluene	EPA-8260	U	0.073	1	MG/KG	09/23/2015	DLC
1,3,5-Trimethylbenzene	EPA-8260	U	0.053	1	MG/KG	09/23/2015	DLC
4-Chlorotoluene	EPA-8260	U	0.11	1	MG/KG	09/23/2015	DLC
T-Butyl Benzene	EPA-8260	U	0.068	1	MG/KG	09/23/2015	DLC
1,2,4-Trimethylbenzene	EPA-8260	U	0.057	1	MG/KG	09/23/2015	DLC
S-Butyl Benzene	EPA-8260	U	0.062	1	MG/KG	09/23/2015	DLC
P-Isopropyltoluene	EPA-8260	U	0.051	1	MG/KG	09/23/2015	DLC
1,3-Dichlorobenzene	EPA-8260	U	0.074	1	MG/KG	09/23/2015	DLC
1,4-Dichlorobenzene	EPA-8260	U	0.069	1	MG/KG	09/23/2015	DLC
N-Butylbenzene	EPA-8260	U	0.055	1	MG/KG	09/23/2015	DLC
1,2-Dichlorobenzene	EPA-8260	U	0.074	1	MG/KG	09/23/2015	DLC
1,2-Dibromo 3-Chloropropane	EPA-8260	U	0.087	1	MG/KG	09/23/2015	DLC
1,2,4-Trichlorobenzene	EPA-8260	U	0.065	1	MG/KG	09/23/2015	DLC
Hexachlorobutadiene	EPA-8260	U	0.077	1	MG/KG	09/23/2015	DLC
Naphthalene	EPA-8260	U	0.073	1	MG/KG	09/23/2015	DLC
1,2,3-Trichlorobenzene	EPA-8260	U	0.069	1	MG/KG	09/23/2015	DLC

SURROGATE	METHOD	%REC	ANALYSIS DATE	ANALYSIS BY
1,2-Dichloroethane-d4	EPA-8260	98.8	09/23/2015	DLC
Toluene-d8	EPA-8260	96.9	09/23/2015	DLC
4-Bromofluorobenzene	EPA-8260	95.2	09/23/2015	DLC

U - Analyte analyzed for but not detected at level above reporting limit.



CERTIFICATE OF ANALYSIS

CLIENT:	Terracon 21905 - 64th Ave W, Suite 100 Mountlake Terrace, WA 98043	DATE:	9/29/2015
CLIENT CONTACT:	Mike Noll	ALS JOB#:	EV15090099
CLIENT PROJECT:	81157132	ALS SAMPLE#:	EV15090099-37
CLIENT SAMPLE ID	DP2 - 10'	DATE RECEIVED:	09/16/2015
		COLLECTION DATE:	9/16/2015 11:10:00 AM
		WDOE ACCREDITATION:	C601

SAMPLE DATA RESULTS

ANALYTE	METHOD	RESULTS	REPORTING LIMITS	DILUTION FACTOR	UNITS	ANALYSIS DATE	ANALYSIS BY
Dichlorodifluoromethane	EPA-8260	U	0.11	1	MG/KG	09/23/2015	DLC
Chloromethane	EPA-8260	U	0.063	1	MG/KG	09/23/2015	DLC
Vinyl Chloride	EPA-8260	U	0.010	1	MG/KG	09/23/2015	DLC
Bromomethane	EPA-8260	U	0.053	1	MG/KG	09/23/2015	DLC
Chloroethane	EPA-8260	U	0.063	1	MG/KG	09/23/2015	DLC
Carbon Tetrachloride	EPA-8260	U	0.067	1	MG/KG	09/23/2015	DLC
Trichlorofluoromethane	EPA-8260	U	0.056	1	MG/KG	09/23/2015	DLC
Carbon Disulfide	EPA-8260	U	0.065	1	MG/KG	09/23/2015	DLC
Acetone	EPA-8260	U	0.12	1	MG/KG	09/23/2015	DLC
1,1-Dichloroethene	EPA-8260	U	0.010	1	MG/KG	09/23/2015	DLC
Methylene Chloride	EPA-8260	U	0.13	1	MG/KG	09/23/2015	DLC
Acrylonitrile	EPA-8260	U	0.068	1	MG/KG	09/23/2015	DLC
Methyl T-Butyl Ether	EPA-8260	U	0.066	1	MG/KG	09/23/2015	DLC
Trans-1,2-Dichloroethene	EPA-8260	U	0.063	1	MG/KG	09/23/2015	DLC
1,1-Dichloroethane	EPA-8260	U	0.064	1	MG/KG	09/23/2015	DLC
2-Butanone	EPA-8260	U	0.093	1	MG/KG	09/23/2015	DLC
Cis-1,2-Dichloroethene	EPA-8260	U	0.069	1	MG/KG	09/23/2015	DLC
2,2-Dichloropropane	EPA-8260	U	0.065	1	MG/KG	09/23/2015	DLC
Bromochloromethane	EPA-8260	U	0.11	1	MG/KG	09/23/2015	DLC
Chloroform	EPA-8260	U	0.065	1	MG/KG	09/23/2015	DLC
1,1,1-Trichloroethane	EPA-8260	U	0.059	1	MG/KG	09/23/2015	DLC
1,1-Dichloropropene	EPA-8260	U	0.059	1	MG/KG	09/23/2015	DLC
1,2-Dichloroethane	EPA-8260	U	0.010	1	MG/KG	09/23/2015	DLC
Benzene	EPA-8260	U	0.0050	1	MG/KG	09/23/2015	DLC
Trichloroethene	EPA-8260	U	0.010	1	MG/KG	09/23/2015	DLC
1,2-Dichloropropane	EPA-8260	U	0.059	1	MG/KG	09/23/2015	DLC
Dibromomethane	EPA-8260	U	0.075	1	MG/KG	09/23/2015	DLC
Bromodichloromethane	EPA-8260	U	0.066	1	MG/KG	09/23/2015	DLC
Trans-1,3-Dichloropropene	EPA-8260	U	0.070	1	MG/KG	09/23/2015	DLC
4-Methyl-2-Pentanone	EPA-8260	U	0.065	1	MG/KG	09/23/2015	DLC
Toluene	EPA-8260	U	0.067	1	MG/KG	09/23/2015	DLC
Cis-1,3-Dichloropropene	EPA-8260	U	0.068	1	MG/KG	09/23/2015	DLC
1,1,2-Trichloroethane	EPA-8260	U	0.070	1	MG/KG	09/23/2015	DLC
2-Hexanone	EPA-8260	U	0.045	1	MG/KG	09/23/2015	DLC
1,3-Dichloropropane	EPA-8260	U	0.068	1	MG/KG	09/23/2015	DLC
Tetrachloroethylene	EPA-8260	U	0.010	1	MG/KG	09/23/2015	DLC
Dibromochloromethane	EPA-8260	U	0.10	1	MG/KG	09/23/2015	DLC
1,2-Dibromoethane	EPA-8260	U	0.0050	1	MG/KG	09/23/2015	DLC
Chlorobenzene	EPA-8260	U	0.070	1	MG/KG	09/23/2015	DLC



CERTIFICATE OF ANALYSIS

CLIENT:	Terracon 21905 - 64th Ave W, Suite 100 Mountlake Terrace, WA 98043	DATE:	9/29/2015
CLIENT CONTACT:	Mike Noll	ALS JOB#:	EV15090099
CLIENT PROJECT:	81157132	ALS SAMPLE#:	EV15090099-37
CLIENT SAMPLE ID	DP2 - 10'	DATE RECEIVED:	09/16/2015
		COLLECTION DATE:	9/16/2015 11:10:00 AM
		WDOE ACCREDITATION:	C601

SAMPLE DATA RESULTS

ANALYTE	METHOD	RESULTS	REPORTING LIMITS	DILUTION FACTOR	UNITS	ANALYSIS DATE	ANALYSIS BY
1,1,1,2-Tetrachloroethane	EPA-8260	U	0.055	1	MG/KG	09/23/2015	DLC
Ethylbenzene	EPA-8260	U	0.069	1	MG/KG	09/23/2015	DLC
m,p-Xylene	EPA-8260	U	0.12	1	MG/KG	09/23/2015	DLC
Styrene	EPA-8260	U	0.053	1	MG/KG	09/23/2015	DLC
o-Xylene	EPA-8260	U	0.059	1	MG/KG	09/23/2015	DLC
Bromoform	EPA-8260	U	0.076	1	MG/KG	09/23/2015	DLC
Isopropylbenzene	EPA-8260	U	0.058	1	MG/KG	09/23/2015	DLC
1,1,2,2-Tetrachloroethane	EPA-8260	U	0.073	1	MG/KG	09/23/2015	DLC
1,2,3-Trichloropropane	EPA-8260	U	0.077	1	MG/KG	09/23/2015	DLC
Bromobenzene	EPA-8260	U	0.073	1	MG/KG	09/23/2015	DLC
N-Propyl Benzene	EPA-8260	U	0.070	1	MG/KG	09/23/2015	DLC
2-Chlorotoluene	EPA-8260	U	0.073	1	MG/KG	09/23/2015	DLC
1,3,5-Trimethylbenzene	EPA-8260	U	0.053	1	MG/KG	09/23/2015	DLC
4-Chlorotoluene	EPA-8260	U	0.10	1	MG/KG	09/23/2015	DLC
T-Butyl Benzene	EPA-8260	U	0.068	1	MG/KG	09/23/2015	DLC
1,2,4-Trimethylbenzene	EPA-8260	U	0.057	1	MG/KG	09/23/2015	DLC
S-Butyl Benzene	EPA-8260	U	0.062	1	MG/KG	09/23/2015	DLC
P-Isopropyltoluene	EPA-8260	U	0.051	1	MG/KG	09/23/2015	DLC
1,3-Dichlorobenzene	EPA-8260	U	0.074	1	MG/KG	09/23/2015	DLC
1,4-Dichlorobenzene	EPA-8260	U	0.069	1	MG/KG	09/23/2015	DLC
N-Butylbenzene	EPA-8260	U	0.055	1	MG/KG	09/23/2015	DLC
1,2-Dichlorobenzene	EPA-8260	U	0.074	1	MG/KG	09/23/2015	DLC
1,2-Dibromo 3-Chloropropane	EPA-8260	U	0.087	1	MG/KG	09/23/2015	DLC
1,2,4-Trichlorobenzene	EPA-8260	U	0.064	1	MG/KG	09/23/2015	DLC
Hexachlorobutadiene	EPA-8260	U	0.076	1	MG/KG	09/23/2015	DLC
Naphthalene	EPA-8260	U	0.073	1	MG/KG	09/23/2015	DLC
1,2,3-Trichlorobenzene	EPA-8260	U	0.069	1	MG/KG	09/23/2015	DLC

SURROGATE	METHOD	%REC	ANALYSIS DATE	ANALYSIS BY
1,2-Dichloroethane-d4	EPA-8260	97.9	09/23/2015	DLC
Toluene-d8	EPA-8260	96.9	09/23/2015	DLC
4-Bromofluorobenzene	EPA-8260	95.5	09/23/2015	DLC

U - Analyte analyzed for but not detected at level above reporting limit.



CERTIFICATE OF ANALYSIS

CLIENT:	Terracon 21905 - 64th Ave W, Suite 100 Mountlake Terrace, WA 98043	DATE:	9/29/2015
CLIENT CONTACT:	Mike Noll	ALS JOB#:	EV15090099
CLIENT PROJECT:	81157132	ALS SAMPLE#:	EV15090099-38
CLIENT SAMPLE ID	DP2 - 15'	DATE RECEIVED:	09/16/2015
		COLLECTION DATE:	9/16/2015 11:20:00 AM
		WDOE ACCREDITATION:	C601

SAMPLE DATA RESULTS

ANALYTE	METHOD	RESULTS	REPORTING LIMITS	DILUTION FACTOR	UNITS	ANALYSIS DATE	ANALYSIS BY
Dichlorodifluoromethane	EPA-8260	U	0.10	1	MG/KG	09/23/2015	DLC
Chloromethane	EPA-8260	U	0.062	1	MG/KG	09/23/2015	DLC
Vinyl Chloride	EPA-8260	U	0.010	1	MG/KG	09/23/2015	DLC
Bromomethane	EPA-8260	U	0.052	1	MG/KG	09/23/2015	DLC
Chloroethane	EPA-8260	U	0.062	1	MG/KG	09/23/2015	DLC
Carbon Tetrachloride	EPA-8260	U	0.065	1	MG/KG	09/23/2015	DLC
Trichlorofluoromethane	EPA-8260	U	0.054	1	MG/KG	09/23/2015	DLC
Carbon Disulfide	EPA-8260	U	0.063	1	MG/KG	09/23/2015	DLC
Acetone	EPA-8260	U	0.12	1	MG/KG	09/23/2015	DLC
1,1-Dichloroethene	EPA-8260	U	0.010	1	MG/KG	09/23/2015	DLC
Methylene Chloride	EPA-8260	U	0.13	1	MG/KG	09/23/2015	DLC
Acrylonitrile	EPA-8260	U	0.066	1	MG/KG	09/23/2015	DLC
Methyl T-Butyl Ether	EPA-8260	U	0.064	1	MG/KG	09/23/2015	DLC
Trans-1,2-Dichloroethene	EPA-8260	U	0.061	1	MG/KG	09/23/2015	DLC
1,1-Dichloroethane	EPA-8260	U	0.062	1	MG/KG	09/23/2015	DLC
2-Butanone	EPA-8260	U	0.091	1	MG/KG	09/23/2015	DLC
Cis-1,2-Dichloroethene	EPA-8260	U	0.067	1	MG/KG	09/23/2015	DLC
2,2-Dichloropropane	EPA-8260	U	0.064	1	MG/KG	09/23/2015	DLC
Bromochloromethane	EPA-8260	U	0.11	1	MG/KG	09/23/2015	DLC
Chloroform	EPA-8260	U	0.064	1	MG/KG	09/23/2015	DLC
1,1,1-Trichloroethane	EPA-8260	U	0.057	1	MG/KG	09/23/2015	DLC
1,1-Dichloropropene	EPA-8260	U	0.057	1	MG/KG	09/23/2015	DLC
1,2-Dichloroethane	EPA-8260	U	0.010	1	MG/KG	09/23/2015	DLC
Benzene	EPA-8260	U	0.0050	1	MG/KG	09/23/2015	DLC
Trichloroethene	EPA-8260	U	0.010	1	MG/KG	09/23/2015	DLC
1,2-Dichloropropane	EPA-8260	U	0.058	1	MG/KG	09/23/2015	DLC
Dibromomethane	EPA-8260	U	0.073	1	MG/KG	09/23/2015	DLC
Bromodichloromethane	EPA-8260	U	0.064	1	MG/KG	09/23/2015	DLC
Trans-1,3-Dichloropropene	EPA-8260	U	0.068	1	MG/KG	09/23/2015	DLC
4-Methyl-2-Pentanone	EPA-8260	U	0.063	1	MG/KG	09/23/2015	DLC
Toluene	EPA-8260	U	0.066	1	MG/KG	09/23/2015	DLC
Cis-1,3-Dichloropropene	EPA-8260	U	0.066	1	MG/KG	09/23/2015	DLC
1,1,2-Trichloroethane	EPA-8260	U	0.068	1	MG/KG	09/23/2015	DLC
2-Hexanone	EPA-8260	U	0.044	1	MG/KG	09/23/2015	DLC
1,3-Dichloropropane	EPA-8260	U	0.067	1	MG/KG	09/23/2015	DLC
Tetrachloroethylene	EPA-8260	U	0.010	1	MG/KG	09/23/2015	DLC
Dibromochloromethane	EPA-8260	U	0.099	1	MG/KG	09/23/2015	DLC
1,2-Dibromoethane	EPA-8260	U	0.0050	1	MG/KG	09/23/2015	DLC
Chlorobenzene	EPA-8260	U	0.068	1	MG/KG	09/23/2015	DLC



CERTIFICATE OF ANALYSIS

CLIENT:	Terracon 21905 - 64th Ave W, Suite 100 Mountlake Terrace, WA 98043	DATE:	9/29/2015
CLIENT CONTACT:	Mike Noll	ALS JOB#:	EV15090099
CLIENT PROJECT:	81157132	ALS SAMPLE#:	EV15090099-38
CLIENT SAMPLE ID	DP2 - 15'	DATE RECEIVED:	09/16/2015
		COLLECTION DATE:	9/16/2015 11:20:00 AM
		WDOE ACCREDITATION:	C601

SAMPLE DATA RESULTS

ANALYTE	METHOD	RESULTS	REPORTING LIMITS	DILUTION FACTOR	UNITS	ANALYSIS DATE	ANALYSIS BY
1,1,1,2-Tetrachloroethane	EPA-8260	U	0.053	1	MG/KG	09/23/2015	DLC
Ethylbenzene	EPA-8260	U	0.067	1	MG/KG	09/23/2015	DLC
m,p-Xylene	EPA-8260	U	0.12	1	MG/KG	09/23/2015	DLC
Styrene	EPA-8260	U	0.052	1	MG/KG	09/23/2015	DLC
o-Xylene	EPA-8260	U	0.058	1	MG/KG	09/23/2015	DLC
Bromoform	EPA-8260	U	0.074	1	MG/KG	09/23/2015	DLC
Isopropylbenzene	EPA-8260	U	0.056	1	MG/KG	09/23/2015	DLC
1,1,2,2-Tetrachloroethane	EPA-8260	U	0.071	1	MG/KG	09/23/2015	DLC
1,2,3-Trichloropropane	EPA-8260	U	0.075	1	MG/KG	09/23/2015	DLC
Bromobenzene	EPA-8260	U	0.071	1	MG/KG	09/23/2015	DLC
N-Propyl Benzene	EPA-8260	U	0.068	1	MG/KG	09/23/2015	DLC
2-Chlorotoluene	EPA-8260	U	0.071	1	MG/KG	09/23/2015	DLC
1,3,5-Trimethylbenzene	EPA-8260	U	0.051	1	MG/KG	09/23/2015	DLC
4-Chlorotoluene	EPA-8260	U	0.10	1	MG/KG	09/23/2015	DLC
T-Butyl Benzene	EPA-8260	U	0.066	1	MG/KG	09/23/2015	DLC
1,2,4-Trimethylbenzene	EPA-8260	U	0.055	1	MG/KG	09/23/2015	DLC
S-Butyl Benzene	EPA-8260	U	0.060	1	MG/KG	09/23/2015	DLC
P-Isopropyltoluene	EPA-8260	U	0.049	1	MG/KG	09/23/2015	DLC
1,3-Dichlorobenzene	EPA-8260	U	0.072	1	MG/KG	09/23/2015	DLC
1,4-Dichlorobenzene	EPA-8260	U	0.067	1	MG/KG	09/23/2015	DLC
N-Butylbenzene	EPA-8260	U	0.053	1	MG/KG	09/23/2015	DLC
1,2-Dichlorobenzene	EPA-8260	U	0.072	1	MG/KG	09/23/2015	DLC
1,2-Dibromo 3-Chloropropane	EPA-8260	U	0.085	1	MG/KG	09/23/2015	DLC
1,2,4-Trichlorobenzene	EPA-8260	U	0.063	1	MG/KG	09/23/2015	DLC
Hexachlorobutadiene	EPA-8260	U	0.075	1	MG/KG	09/23/2015	DLC
Naphthalene	EPA-8260	U	0.071	1	MG/KG	09/23/2015	DLC
1,2,3-Trichlorobenzene	EPA-8260	U	0.067	1	MG/KG	09/23/2015	DLC

SURROGATE	METHOD	%REC	ANALYSIS DATE	ANALYSIS BY
1,2-Dichloroethane-d4	EPA-8260	97.0	09/23/2015	DLC
Toluene-d8	EPA-8260	98.3	09/23/2015	DLC
4-Bromofluorobenzene	EPA-8260	95.4	09/23/2015	DLC

U - Analyte analyzed for but not detected at level above reporting limit.



CERTIFICATE OF ANALYSIS

CLIENT:	Terracon 21905 - 64th Ave W, Suite 100 Mountlake Terrace, WA 98043	DATE:	9/29/2015
CLIENT CONTACT:	Mike Noll	ALS JOB#:	EV15090099
CLIENT PROJECT:	81157132	ALS SAMPLE#:	EV15090099-41
CLIENT SAMPLE ID	DP3 - 5'	DATE RECEIVED:	09/16/2015
		COLLECTION DATE:	9/16/2015 1:00:00 PM
		WDOE ACCREDITATION:	C601

SAMPLE DATA RESULTS

ANALYTE	METHOD	RESULTS	REPORTING LIMITS	DILUTION FACTOR	UNITS	ANALYSIS DATE	ANALYSIS BY
Dichlorodifluoromethane	EPA-8260	U	0.096	1	MG/KG	09/23/2015	DLC
Chloromethane	EPA-8260	U	0.058	1	MG/KG	09/23/2015	DLC
Vinyl Chloride	EPA-8260	0.16	0.010	1	MG/KG	09/23/2015	DLC
Bromomethane	EPA-8260	U	0.048	1	MG/KG	09/23/2015	DLC
Chloroethane	EPA-8260	U	0.058	1	MG/KG	09/23/2015	DLC
Carbon Tetrachloride	EPA-8260	U	0.061	1	MG/KG	09/23/2015	DLC
Trichlorofluoromethane	EPA-8260	U	0.051	1	MG/KG	09/23/2015	DLC
Carbon Disulfide	EPA-8260	U	0.059	1	MG/KG	09/23/2015	DLC
Acetone	EPA-8260	U	0.11	1	MG/KG	09/23/2015	DLC
1,1-Dichloroethene	EPA-8260	U	0.010	1	MG/KG	09/23/2015	DLC
Methylene Chloride	EPA-8260	U	0.12	1	MG/KG	09/23/2015	DLC
Acrylonitrile	EPA-8260	U	0.062	1	MG/KG	09/23/2015	DLC
Methyl T-Butyl Ether	EPA-8260	U	0.060	1	MG/KG	09/23/2015	DLC
Trans-1,2-Dichloroethene	EPA-8260	U	0.058	1	MG/KG	09/23/2015	DLC
1,1-Dichloroethane	EPA-8260	U	0.058	1	MG/KG	09/23/2015	DLC
2-Butanone	EPA-8260	U	0.085	1	MG/KG	09/23/2015	DLC
Cis-1,2-Dichloroethene	EPA-8260	U	0.063	1	MG/KG	09/23/2015	DLC
2,2-Dichloropropane	EPA-8260	U	0.060	1	MG/KG	09/23/2015	DLC
Bromochloromethane	EPA-8260	U	0.10	1	MG/KG	09/23/2015	DLC
Chloroform	EPA-8260	U	0.060	1	MG/KG	09/23/2015	DLC
1,1,1-Trichloroethane	EPA-8260	U	0.054	1	MG/KG	09/23/2015	DLC
1,1-Dichloropropene	EPA-8260	U	0.054	1	MG/KG	09/23/2015	DLC
1,2-Dichloroethane	EPA-8260	U	0.010	1	MG/KG	09/23/2015	DLC
Benzene	EPA-8260	U	0.0050	1	MG/KG	09/23/2015	DLC
Trichloroethene	EPA-8260	U	0.010	1	MG/KG	09/23/2015	DLC
1,2-Dichloropropane	EPA-8260	U	0.054	1	MG/KG	09/23/2015	DLC
Dibromomethane	EPA-8260	U	0.068	1	MG/KG	09/23/2015	DLC
Bromodichloromethane	EPA-8260	U	0.060	1	MG/KG	09/23/2015	DLC
Trans-1,3-Dichloropropene	EPA-8260	U	0.064	1	MG/KG	09/23/2015	DLC
4-Methyl-2-Pentanone	EPA-8260	U	0.059	1	MG/KG	09/23/2015	DLC
Toluene	EPA-8260	U	0.062	1	MG/KG	09/23/2015	DLC
Cis-1,3-Dichloropropene	EPA-8260	U	0.062	1	MG/KG	09/23/2015	DLC
1,1,2-Trichloroethane	EPA-8260	U	0.064	1	MG/KG	09/23/2015	DLC
2-Hexanone	EPA-8260	U	0.041	1	MG/KG	09/23/2015	DLC
1,3-Dichloropropane	EPA-8260	U	0.063	1	MG/KG	09/23/2015	DLC
Tetrachloroethylene	EPA-8260	U	0.010	1	MG/KG	09/23/2015	DLC
Dibromochloromethane	EPA-8260	U	0.093	1	MG/KG	09/23/2015	DLC
1,2-Dibromoethane	EPA-8260	U	0.0050	1	MG/KG	09/23/2015	DLC
Chlorobenzene	EPA-8260	U	0.064	1	MG/KG	09/23/2015	DLC



CERTIFICATE OF ANALYSIS

CLIENT:	Terracon 21905 - 64th Ave W, Suite 100 Mountlake Terrace, WA 98043	DATE:	9/29/2015
CLIENT CONTACT:	Mike Noll	ALS JOB#:	EV15090099
CLIENT PROJECT:	81157132	ALS SAMPLE#:	EV15090099-41
CLIENT SAMPLE ID	DP3 - 5'	DATE RECEIVED:	09/16/2015
		COLLECTION DATE:	9/16/2015 1:00:00 PM
		WDOE ACCREDITATION:	C601

SAMPLE DATA RESULTS

ANALYTE	METHOD	RESULTS	REPORTING LIMITS	DILUTION FACTOR	UNITS	ANALYSIS DATE	ANALYSIS BY
1,1,1,2-Tetrachloroethane	EPA-8260	U	0.050	1	MG/KG	09/23/2015	DLC
Ethylbenzene	EPA-8260	U	0.063	1	MG/KG	09/23/2015	DLC
m,p-Xylene	EPA-8260	U	0.11	1	MG/KG	09/23/2015	DLC
Styrene	EPA-8260	U	0.049	1	MG/KG	09/23/2015	DLC
o-Xylene	EPA-8260	U	0.054	1	MG/KG	09/23/2015	DLC
Bromoform	EPA-8260	U	0.069	1	MG/KG	09/23/2015	DLC
Isopropylbenzene	EPA-8260	U	0.053	1	MG/KG	09/23/2015	DLC
1,1,2,2-Tetrachloroethane	EPA-8260	U	0.067	1	MG/KG	09/23/2015	DLC
1,2,3-Trichloropropane	EPA-8260	U	0.070	1	MG/KG	09/23/2015	DLC
Bromobenzene	EPA-8260	U	0.067	1	MG/KG	09/23/2015	DLC
N-Propyl Benzene	EPA-8260	U	0.064	1	MG/KG	09/23/2015	DLC
2-Chlorotoluene	EPA-8260	U	0.067	1	MG/KG	09/23/2015	DLC
1,3,5-Trimethylbenzene	EPA-8260	U	0.048	1	MG/KG	09/23/2015	DLC
4-Chlorotoluene	EPA-8260	U	0.096	1	MG/KG	09/23/2015	DLC
T-Butyl Benzene	EPA-8260	U	0.062	1	MG/KG	09/23/2015	DLC
1,2,4-Trimethylbenzene	EPA-8260	U	0.052	1	MG/KG	09/23/2015	DLC
S-Butyl Benzene	EPA-8260	U	0.057	1	MG/KG	09/23/2015	DLC
P-Isopropyltoluene	EPA-8260	U	0.046	1	MG/KG	09/23/2015	DLC
1,3-Dichlorobenzene	EPA-8260	U	0.068	1	MG/KG	09/23/2015	DLC
1,4-Dichlorobenzene	EPA-8260	U	0.063	1	MG/KG	09/23/2015	DLC
N-Butylbenzene	EPA-8260	U	0.050	1	MG/KG	09/23/2015	DLC
1,2-Dichlorobenzene	EPA-8260	U	0.068	1	MG/KG	09/23/2015	DLC
1,2-Dibromo 3-Chloropropane	EPA-8260	U	0.080	1	MG/KG	09/23/2015	DLC
1,2,4-Trichlorobenzene	EPA-8260	U	0.059	1	MG/KG	09/23/2015	DLC
Hexachlorobutadiene	EPA-8260	U	0.070	1	MG/KG	09/23/2015	DLC
Naphthalene	EPA-8260	U	0.067	1	MG/KG	09/23/2015	DLC
1,2,3-Trichlorobenzene	EPA-8260	U	0.063	1	MG/KG	09/23/2015	DLC

SURROGATE	METHOD	%REC	ANALYSIS DATE	ANALYSIS BY
1,2-Dichloroethane-d4	EPA-8260	98.2	09/23/2015	DLC
Toluene-d8	EPA-8260	98.9	09/23/2015	DLC
4-Bromofluorobenzene	EPA-8260	96.8	09/23/2015	DLC

U - Analyte analyzed for but not detected at level above reporting limit.



CERTIFICATE OF ANALYSIS

CLIENT:	Terracon 21905 - 64th Ave W, Suite 100 Mountlake Terrace, WA 98043	DATE:	9/29/2015
CLIENT CONTACT:	Mike Noll	ALS JOB#:	EV15090099
CLIENT PROJECT:	81157132	ALS SAMPLE#:	EV15090099-42
CLIENT SAMPLE ID	DP3 - 8'	DATE RECEIVED:	09/16/2015
		COLLECTION DATE:	9/16/2015 1:10:00 PM
		WDOE ACCREDITATION:	C601

SAMPLE DATA RESULTS

ANALYTE	METHOD	RESULTS	REPORTING LIMITS	DILUTION FACTOR	UNITS	ANALYSIS DATE	ANALYSIS BY
Dichlorodifluoromethane	EPA-8260	U	0.10	1	MG/KG	09/23/2015	DLC
Chloromethane	EPA-8260	U	0.063	1	MG/KG	09/23/2015	DLC
Vinyl Chloride	EPA-8260	0.080	0.010	1	MG/KG	09/23/2015	DLC
Bromomethane	EPA-8260	U	0.053	1	MG/KG	09/23/2015	DLC
Chloroethane	EPA-8260	U	0.063	1	MG/KG	09/23/2015	DLC
Carbon Tetrachloride	EPA-8260	U	0.066	1	MG/KG	09/23/2015	DLC
Trichlorofluoromethane	EPA-8260	U	0.056	1	MG/KG	09/23/2015	DLC
Carbon Disulfide	EPA-8260	U	0.065	1	MG/KG	09/23/2015	DLC
Acetone	EPA-8260	U	0.12	1	MG/KG	09/23/2015	DLC
1,1-Dichloroethene	EPA-8260	U	0.010	1	MG/KG	09/23/2015	DLC
Methylene Chloride	EPA-8260	U	0.13	1	MG/KG	09/23/2015	DLC
Acrylonitrile	EPA-8260	U	0.068	1	MG/KG	09/23/2015	DLC
Methyl T-Butyl Ether	EPA-8260	U	0.066	1	MG/KG	09/23/2015	DLC
Trans-1,2-Dichloroethene	EPA-8260	U	0.063	1	MG/KG	09/23/2015	DLC
1,1-Dichloroethane	EPA-8260	U	0.064	1	MG/KG	09/23/2015	DLC
2-Butanone	EPA-8260	U	0.093	1	MG/KG	09/23/2015	DLC
Cis-1,2-Dichloroethene	EPA-8260	1.7	0.068	1	MG/KG	09/23/2015	DLC
2,2-Dichloropropane	EPA-8260	U	0.065	1	MG/KG	09/23/2015	DLC
Bromochloromethane	EPA-8260	U	0.11	1	MG/KG	09/23/2015	DLC
Chloroform	EPA-8260	U	0.065	1	MG/KG	09/23/2015	DLC
1,1,1-Trichloroethane	EPA-8260	U	0.058	1	MG/KG	09/23/2015	DLC
1,1-Dichloropropene	EPA-8260	U	0.058	1	MG/KG	09/23/2015	DLC
1,2-Dichloroethane	EPA-8260	U	0.010	1	MG/KG	09/23/2015	DLC
Benzene	EPA-8260	U	0.0050	1	MG/KG	09/23/2015	DLC
Trichloroethene	EPA-8260	1.3	0.010	1	MG/KG	09/23/2015	DLC
1,2-Dichloropropane	EPA-8260	U	0.059	1	MG/KG	09/23/2015	DLC
Dibromomethane	EPA-8260	U	0.074	1	MG/KG	09/23/2015	DLC
Bromodichloromethane	EPA-8260	U	0.066	1	MG/KG	09/23/2015	DLC
Trans-1,3-Dichloropropene	EPA-8260	U	0.070	1	MG/KG	09/23/2015	DLC
4-Methyl-2-Pentanone	EPA-8260	U	0.065	1	MG/KG	09/23/2015	DLC
Toluene	EPA-8260	U	0.067	1	MG/KG	09/23/2015	DLC
Cis-1,3-Dichloropropene	EPA-8260	U	0.068	1	MG/KG	09/23/2015	DLC
1,1,2-Trichloroethane	EPA-8260	U	0.070	1	MG/KG	09/23/2015	DLC
2-Hexanone	EPA-8260	U	0.045	1	MG/KG	09/23/2015	DLC
1,3-Dichloropropane	EPA-8260	U	0.068	1	MG/KG	09/23/2015	DLC
Tetrachloroethylene	EPA-8260	25	0.43	100	MG/KG	09/23/2015	DLC
Dibromochloromethane	EPA-8260	U	0.10	1	MG/KG	09/23/2015	DLC
1,2-Dibromoethane	EPA-8260	U	0.0050	1	MG/KG	09/23/2015	DLC
Chlorobenzene	EPA-8260	U	0.070	1	MG/KG	09/23/2015	DLC



CERTIFICATE OF ANALYSIS

CLIENT:	Terracon 21905 - 64th Ave W, Suite 100 Mountlake Terrace, WA 98043	DATE:	9/29/2015
CLIENT CONTACT:	Mike Noll	ALS JOB#:	EV15090099
CLIENT PROJECT:	81157132	ALS SAMPLE#:	EV15090099-42
CLIENT SAMPLE ID	DP3 - 8'	DATE RECEIVED:	09/16/2015
		COLLECTION DATE:	9/16/2015 1:10:00 PM
		WDOE ACCREDITATION:	C601

SAMPLE DATA RESULTS

ANALYTE	METHOD	RESULTS	REPORTING LIMITS	DILUTION FACTOR	UNITS	ANALYSIS DATE	ANALYSIS BY
1,1,1,2-Tetrachloroethane	EPA-8260	U	0.054	1	MG/KG	09/23/2015	DLC
Ethylbenzene	EPA-8260	U	0.069	1	MG/KG	09/23/2015	DLC
m,p-Xylene	EPA-8260	U	0.12	1	MG/KG	09/23/2015	DLC
Styrene	EPA-8260	U	0.053	1	MG/KG	09/23/2015	DLC
o-Xylene	EPA-8260	U	0.059	1	MG/KG	09/23/2015	DLC
Bromoform	EPA-8260	U	0.075	1	MG/KG	09/23/2015	DLC
Isopropylbenzene	EPA-8260	U	0.057	1	MG/KG	09/23/2015	DLC
1,1,2,2-Tetrachloroethane	EPA-8260	U	0.072	1	MG/KG	09/23/2015	DLC
1,2,3-Trichloropropane	EPA-8260	U	0.076	1	MG/KG	09/23/2015	DLC
Bromobenzene	EPA-8260	U	0.073	1	MG/KG	09/23/2015	DLC
N-Propyl Benzene	EPA-8260	U	0.070	1	MG/KG	09/23/2015	DLC
2-Chlorotoluene	EPA-8260	U	0.073	1	MG/KG	09/23/2015	DLC
1,3,5-Trimethylbenzene	EPA-8260	U	0.052	1	MG/KG	09/23/2015	DLC
4-Chlorotoluene	EPA-8260	U	0.10	1	MG/KG	09/23/2015	DLC
T-Butyl Benzene	EPA-8260	U	0.068	1	MG/KG	09/23/2015	DLC
1,2,4-Trimethylbenzene	EPA-8260	U	0.057	1	MG/KG	09/23/2015	DLC
S-Butyl Benzene	EPA-8260	U	0.062	1	MG/KG	09/23/2015	DLC
P-Isopropyltoluene	EPA-8260	U	0.050	1	MG/KG	09/23/2015	DLC
1,3-Dichlorobenzene	EPA-8260	U	0.074	1	MG/KG	09/23/2015	DLC
1,4-Dichlorobenzene	EPA-8260	U	0.068	1	MG/KG	09/23/2015	DLC
N-Butylbenzene	EPA-8260	U	0.055	1	MG/KG	09/23/2015	DLC
1,2-Dichlorobenzene	EPA-8260	U	0.074	1	MG/KG	09/23/2015	DLC
1,2-Dibromo 3-Chloropropane	EPA-8260	U	0.087	1	MG/KG	09/23/2015	DLC
1,2,4-Trichlorobenzene	EPA-8260	U	0.064	1	MG/KG	09/23/2015	DLC
Hexachlorobutadiene	EPA-8260	U	0.076	1	MG/KG	09/23/2015	DLC
Naphthalene	EPA-8260	U	0.072	1	MG/KG	09/23/2015	DLC
1,2,3-Trichlorobenzene	EPA-8260	U	0.069	1	MG/KG	09/23/2015	DLC

SURROGATE	METHOD	%REC	ANALYSIS DATE	ANALYSIS BY
1,2-Dichloroethane-d4	EPA-8260	98.3	09/23/2015	DLC
1,2-Dichloroethane-d4 100X Dilution	EPA-8260	99.9	09/23/2015	DLC
Toluene-d8	EPA-8260	96.7	09/23/2015	DLC
Toluene-d8 100X Dilution	EPA-8260	98.9	09/23/2015	DLC
4-Bromofluorobenzene	EPA-8260	94.2	09/23/2015	DLC
4-Bromofluorobenzene 100X Dilution	EPA-8260	100	09/23/2015	DLC

U - Analyte analyzed for but not detected at level above reporting limit.



CERTIFICATE OF ANALYSIS

CLIENT:	Terracon 21905 - 64th Ave W, Suite 100 Mountlake Terrace, WA 98043	DATE:	9/29/2015
CLIENT CONTACT:	Mike Noll	ALS JOB#:	EV15090099
CLIENT PROJECT:	81157132	ALS SAMPLE#:	EV15090099-43
CLIENT SAMPLE ID	DP3 - 11.5'	DATE RECEIVED:	09/16/2015
		COLLECTION DATE:	9/16/2015 1:14:00 PM
		WDOE ACCREDITATION:	C601

SAMPLE DATA RESULTS

ANALYTE	METHOD	RESULTS	REPORTING LIMITS	DILUTION FACTOR	UNITS	ANALYSIS DATE	ANALYSIS BY
Dichlorodifluoromethane	EPA-8260	U	0.10	1	MG/KG	09/23/2015	DLC
Chloromethane	EPA-8260	U	0.061	1	MG/KG	09/23/2015	DLC
Vinyl Chloride	EPA-8260	0.073	0.010	1	MG/KG	09/23/2015	DLC
Bromomethane	EPA-8260	U	0.051	1	MG/KG	09/23/2015	DLC
Chloroethane	EPA-8260	U	0.061	1	MG/KG	09/23/2015	DLC
Carbon Tetrachloride	EPA-8260	U	0.064	1	MG/KG	09/23/2015	DLC
Trichlorofluoromethane	EPA-8260	U	0.054	1	MG/KG	09/23/2015	DLC
Carbon Disulfide	EPA-8260	U	0.062	1	MG/KG	09/23/2015	DLC
Acetone	EPA-8260	U	0.12	1	MG/KG	09/23/2015	DLC
1,1-Dichloroethene	EPA-8260	0.014	0.010	1	MG/KG	09/23/2015	DLC
Methylene Chloride	EPA-8260	U	0.13	1	MG/KG	09/23/2015	DLC
Acrylonitrile	EPA-8260	U	0.065	1	MG/KG	09/23/2015	DLC
Methyl T-Butyl Ether	EPA-8260	U	0.063	1	MG/KG	09/23/2015	DLC
Trans-1,2-Dichloroethene	EPA-8260	U	0.061	1	MG/KG	09/23/2015	DLC
1,1-Dichloroethane	EPA-8260	U	0.061	1	MG/KG	09/23/2015	DLC
2-Butanone	EPA-8260	U	0.090	1	MG/KG	09/23/2015	DLC
Cis-1,2-Dichloroethene	EPA-8260	1.4	0.066	1	MG/KG	09/23/2015	DLC
2,2-Dichloropropane	EPA-8260	U	0.063	1	MG/KG	09/23/2015	DLC
Bromochloromethane	EPA-8260	U	0.11	1	MG/KG	09/23/2015	DLC
Chloroform	EPA-8260	U	0.063	1	MG/KG	09/23/2015	DLC
1,1,1-Trichloroethane	EPA-8260	U	0.057	1	MG/KG	09/23/2015	DLC
1,1-Dichloropropene	EPA-8260	U	0.057	1	MG/KG	09/23/2015	DLC
1,2-Dichloroethane	EPA-8260	U	0.010	1	MG/KG	09/23/2015	DLC
Benzene	EPA-8260	U	0.0050	1	MG/KG	09/23/2015	DLC
Trichloroethene	EPA-8260	4.4	0.044	10	MG/KG	09/23/2015	DLC
1,2-Dichloropropane	EPA-8260	U	0.057	1	MG/KG	09/23/2015	DLC
Dibromomethane	EPA-8260	U	0.072	1	MG/KG	09/23/2015	DLC
Bromodichloromethane	EPA-8260	U	0.064	1	MG/KG	09/23/2015	DLC
Trans-1,3-Dichloropropene	EPA-8260	U	0.067	1	MG/KG	09/23/2015	DLC
4-Methyl-2-Pentanone	EPA-8260	U	0.063	1	MG/KG	09/23/2015	DLC
Toluene	EPA-8260	U	0.065	1	MG/KG	09/23/2015	DLC
Cis-1,3-Dichloropropene	EPA-8260	U	0.066	1	MG/KG	09/23/2015	DLC
1,1,2-Trichloroethane	EPA-8260	U	0.068	1	MG/KG	09/23/2015	DLC
2-Hexanone	EPA-8260	U	0.044	1	MG/KG	09/23/2015	DLC
1,3-Dichloropropane	EPA-8260	U	0.066	1	MG/KG	09/23/2015	DLC
Tetrachloroethylene	EPA-8260	140	0.42	100	MG/KG	09/23/2015	DLC
Dibromochloromethane	EPA-8260	U	0.098	1	MG/KG	09/23/2015	DLC
1,2-Dibromoethane	EPA-8260	U	0.0050	1	MG/KG	09/23/2015	DLC
Chlorobenzene	EPA-8260	U	0.068	1	MG/KG	09/23/2015	DLC



CERTIFICATE OF ANALYSIS

CLIENT:	Terracon 21905 - 64th Ave W, Suite 100 Mountlake Terrace, WA 98043	DATE:	9/29/2015
CLIENT CONTACT:	Mike Noll	ALS JOB#:	EV15090099
CLIENT PROJECT:	81157132	ALS SAMPLE#:	EV15090099-43
CLIENT SAMPLE ID	DP3 - 11.5'	DATE RECEIVED:	09/16/2015
		COLLECTION DATE:	9/16/2015 1:14:00 PM
		WDOE ACCREDITATION:	C601

SAMPLE DATA RESULTS

ANALYTE	METHOD	RESULTS	REPORTING LIMITS	DILUTION FACTOR	UNITS	ANALYSIS DATE	ANALYSIS BY
1,1,1,2-Tetrachloroethane	EPA-8260	U	0.053	1	MG/KG	09/23/2015	DLC
Ethylbenzene	EPA-8260	U	0.066	1	MG/KG	09/23/2015	DLC
m,p-Xylene	EPA-8260	U	0.12	1	MG/KG	09/23/2015	DLC
Styrene	EPA-8260	U	0.051	1	MG/KG	09/23/2015	DLC
o-Xylene	EPA-8260	U	0.057	1	MG/KG	09/23/2015	DLC
Bromoform	EPA-8260	U	0.073	1	MG/KG	09/23/2015	DLC
Isopropylbenzene	EPA-8260	U	0.056	1	MG/KG	09/23/2015	DLC
1,1,2,2-Tetrachloroethane	EPA-8260	U	0.070	1	MG/KG	09/23/2015	DLC
1,2,3-Trichloropropane	EPA-8260	U	0.074	1	MG/KG	09/23/2015	DLC
Bromobenzene	EPA-8260	U	0.070	1	MG/KG	09/23/2015	DLC
N-Propyl Benzene	EPA-8260	U	0.068	1	MG/KG	09/23/2015	DLC
2-Chlorotoluene	EPA-8260	U	0.070	1	MG/KG	09/23/2015	DLC
1,3,5-Trimethylbenzene	EPA-8260	U	0.051	1	MG/KG	09/23/2015	DLC
4-Chlorotoluene	EPA-8260	U	0.10	1	MG/KG	09/23/2015	DLC
T-Butyl Benzene	EPA-8260	U	0.065	1	MG/KG	09/23/2015	DLC
1,2,4-Trimethylbenzene	EPA-8260	U	0.055	1	MG/KG	09/23/2015	DLC
S-Butyl Benzene	EPA-8260	U	0.060	1	MG/KG	09/23/2015	DLC
P-Isopropyltoluene	EPA-8260	U	0.049	1	MG/KG	09/23/2015	DLC
1,3-Dichlorobenzene	EPA-8260	U	0.071	1	MG/KG	09/23/2015	DLC
1,4-Dichlorobenzene	EPA-8260	U	0.066	1	MG/KG	09/23/2015	DLC
N-Butylbenzene	EPA-8260	U	0.053	1	MG/KG	09/23/2015	DLC
1,2-Dichlorobenzene	EPA-8260	U	0.071	1	MG/KG	09/23/2015	DLC
1,2-Dibromo 3-Chloropropane	EPA-8260	U	0.084	1	MG/KG	09/23/2015	DLC
1,2,4-Trichlorobenzene	EPA-8260	U	0.062	1	MG/KG	09/23/2015	DLC
Hexachlorobutadiene	EPA-8260	U	0.074	1	MG/KG	09/23/2015	DLC
Naphthalene	EPA-8260	U	0.070	1	MG/KG	09/23/2015	DLC
1,2,3-Trichlorobenzene	EPA-8260	U	0.066	1	MG/KG	09/23/2015	DLC

SURROGATE	METHOD	%REC	ANALYSIS DATE	ANALYSIS BY
1,2-Dichloroethane-d4 100X Dilution	EPA-8260	96.5	09/23/2015	DLC
1,2-Dichloroethane-d4 10X Dilution	EPA-8260	101	09/23/2015	DLC
1,2-Dichloroethane-d4	EPA-8260	93.6	09/23/2015	DLC
Toluene-d8 100X Dilution	EPA-8260	97.6	09/23/2015	DLC
Toluene-d8 10X Dilution	EPA-8260	98.5	09/23/2015	DLC
Toluene-d8	EPA-8260	100	09/23/2015	DLC
4-Bromofluorobenzene 100X Dilution	EPA-8260	102	09/23/2015	DLC
4-Bromofluorobenzene 10X Dilution	EPA-8260	105	09/23/2015	DLC
4-Bromofluorobenzene	EPA-8260	100	09/23/2015	DLC



CERTIFICATE OF ANALYSIS

CLIENT:	Terracon 21905 - 64th Ave W, Suite 100 Mountlake Terrace, WA 98043	DATE:	9/29/2015
CLIENT CONTACT:	Mike Noll	ALS JOB#:	EV15090099
CLIENT PROJECT:	81157132	ALS SAMPLE#:	EV15090099-43
CLIENT SAMPLE ID	DP3 - 11.5'	DATE RECEIVED:	09/16/2015
		COLLECTION DATE:	9/16/2015 1:14:00 PM
		WDOE ACCREDITATION:	C601

SAMPLE DATA RESULTS

U - Analyte analyzed for but not detected at level above reporting limit.



CERTIFICATE OF ANALYSIS

CLIENT:	Terracon 21905 - 64th Ave W, Suite 100 Mountlake Terrace, WA 98043	DATE:	9/29/2015
CLIENT CONTACT:	Mike Noll	ALS JOB#:	EV15090099
CLIENT PROJECT:	81157132	ALS SAMPLE#:	EV15090099-44
CLIENT SAMPLE ID	DP3 - 13'	DATE RECEIVED:	09/16/2015
		COLLECTION DATE:	9/16/2015 1:23:00 PM
		WDOE ACCREDITATION:	C601

SAMPLE DATA RESULTS

ANALYTE	METHOD	RESULTS	REPORTING LIMITS	DILUTION FACTOR	UNITS	ANALYSIS DATE	ANALYSIS BY
Dichlorodifluoromethane	EPA-8260	U	0.12	1	MG/KG	09/23/2015	DLC
Chloromethane	EPA-8260	U	0.071	1	MG/KG	09/23/2015	DLC
Vinyl Chloride	EPA-8260	0.052	0.010	1	MG/KG	09/23/2015	DLC
Bromomethane	EPA-8260	U	0.059	1	MG/KG	09/23/2015	DLC
Chloroethane	EPA-8260	U	0.071	1	MG/KG	09/23/2015	DLC
Carbon Tetrachloride	EPA-8260	U	0.075	1	MG/KG	09/23/2015	DLC
Trichlorofluoromethane	EPA-8260	U	0.063	1	MG/KG	09/23/2015	DLC
Carbon Disulfide	EPA-8260	U	0.073	1	MG/KG	09/23/2015	DLC
Acetone	EPA-8260	U	0.14	1	MG/KG	09/23/2015	DLC
1,1-Dichloroethene	EPA-8260	0.045	0.010	1	MG/KG	09/23/2015	DLC
Methylene Chloride	EPA-8260	U	0.15	1	MG/KG	09/23/2015	DLC
Acrylonitrile	EPA-8260	U	0.076	1	MG/KG	09/23/2015	DLC
Methyl T-Butyl Ether	EPA-8260	U	0.074	1	MG/KG	09/23/2015	DLC
Trans-1,2-Dichloroethene	EPA-8260	U	0.071	1	MG/KG	09/23/2015	DLC
1,1-Dichloroethane	EPA-8260	U	0.072	1	MG/KG	09/23/2015	DLC
2-Butanone	EPA-8260	U	0.10	1	MG/KG	09/23/2015	DLC
Cis-1,2-Dichloroethene	EPA-8260	1.3	0.077	1	MG/KG	09/23/2015	DLC
2,2-Dichloropropane	EPA-8260	U	0.073	1	MG/KG	09/23/2015	DLC
Bromochloromethane	EPA-8260	U	0.13	1	MG/KG	09/23/2015	DLC
Chloroform	EPA-8260	U	0.073	1	MG/KG	09/23/2015	DLC
1,1,1-Trichloroethane	EPA-8260	U	0.066	1	MG/KG	09/23/2015	DLC
1,1-Dichloropropene	EPA-8260	U	0.066	1	MG/KG	09/23/2015	DLC
1,2-Dichloroethane	EPA-8260	U	0.010	1	MG/KG	09/23/2015	DLC
Benzene	EPA-8260	U	0.0050	1	MG/KG	09/23/2015	DLC
Trichloroethene	EPA-8260	6.7	0.051	10	MG/KG	09/23/2015	DLC
1,2-Dichloropropane	EPA-8260	U	0.066	1	MG/KG	09/23/2015	DLC
Dibromomethane	EPA-8260	U	0.084	1	MG/KG	09/23/2015	DLC
Bromodichloromethane	EPA-8260	U	0.074	1	MG/KG	09/23/2015	DLC
Trans-1,3-Dichloropropene	EPA-8260	U	0.079	1	MG/KG	09/23/2015	DLC
4-Methyl-2-Pentanone	EPA-8260	U	0.073	1	MG/KG	09/23/2015	DLC
Toluene	EPA-8260	U	0.076	1	MG/KG	09/23/2015	DLC
Cis-1,3-Dichloropropene	EPA-8260	U	0.076	1	MG/KG	09/23/2015	DLC
1,1,2-Trichloroethane	EPA-8260	U	0.079	1	MG/KG	09/23/2015	DLC
2-Hexanone	EPA-8260	U	0.051	1	MG/KG	09/23/2015	DLC
1,3-Dichloropropane	EPA-8260	U	0.077	1	MG/KG	09/23/2015	DLC
Tetrachloroethylene	EPA-8260	160	0.49	100	MG/KG	09/23/2015	DLC
Dibromochloromethane	EPA-8260	U	0.11	1	MG/KG	09/23/2015	DLC
1,2-Dibromoethane	EPA-8260	U	0.0050	1	MG/KG	09/23/2015	DLC
Chlorobenzene	EPA-8260	U	0.079	1	MG/KG	09/23/2015	DLC



CERTIFICATE OF ANALYSIS

CLIENT:	Terracon 21905 - 64th Ave W, Suite 100 Mountlake Terrace, WA 98043	DATE:	9/29/2015
CLIENT CONTACT:	Mike Noll	ALS JOB#:	EV15090099
CLIENT PROJECT:	81157132	ALS SAMPLE#:	EV15090099-44
CLIENT SAMPLE ID	DP3 - 13'	DATE RECEIVED:	09/16/2015
		COLLECTION DATE:	9/16/2015 1:23:00 PM
		WDOE ACCREDITATION:	C601

SAMPLE DATA RESULTS

ANALYTE	METHOD	RESULTS	REPORTING LIMITS	DILUTION FACTOR	UNITS	ANALYSIS DATE	ANALYSIS BY
1,1,1,2-Tetrachloroethane	EPA-8260	U	0.061	1	MG/KG	09/23/2015	DLC
Ethylbenzene	EPA-8260	U	0.077	1	MG/KG	09/23/2015	DLC
m,p-Xylene	EPA-8260	U	0.14	1	MG/KG	09/23/2015	DLC
Styrene	EPA-8260	U	0.060	1	MG/KG	09/23/2015	DLC
o-Xylene	EPA-8260	U	0.067	1	MG/KG	09/23/2015	DLC
Bromoform	EPA-8260	U	0.085	1	MG/KG	09/23/2015	DLC
Isopropylbenzene	EPA-8260	U	0.065	1	MG/KG	09/23/2015	DLC
1,1,2,2-Tetrachloroethane	EPA-8260	U	0.082	1	MG/KG	09/23/2015	DLC
1,2,3-Trichloropropane	EPA-8260	U	0.086	1	MG/KG	09/23/2015	DLC
Bromobenzene	EPA-8260	U	0.082	1	MG/KG	09/23/2015	DLC
N-Propyl Benzene	EPA-8260	U	0.079	1	MG/KG	09/23/2015	DLC
2-Chlorotoluene	EPA-8260	U	0.082	1	MG/KG	09/23/2015	DLC
1,3,5-Trimethylbenzene	EPA-8260	U	0.059	1	MG/KG	09/23/2015	DLC
4-Chlorotoluene	EPA-8260	U	0.12	1	MG/KG	09/23/2015	DLC
T-Butyl Benzene	EPA-8260	U	0.076	1	MG/KG	09/23/2015	DLC
1,2,4-Trimethylbenzene	EPA-8260	U	0.064	1	MG/KG	09/23/2015	DLC
S-Butyl Benzene	EPA-8260	U	0.069	1	MG/KG	09/23/2015	DLC
P-Isopropyltoluene	EPA-8260	U	0.057	1	MG/KG	09/23/2015	DLC
1,3-Dichlorobenzene	EPA-8260	U	0.083	1	MG/KG	09/23/2015	DLC
1,4-Dichlorobenzene	EPA-8260	U	0.077	1	MG/KG	09/23/2015	DLC
N-Butylbenzene	EPA-8260	U	0.062	1	MG/KG	09/23/2015	DLC
1,2-Dichlorobenzene	EPA-8260	U	0.083	1	MG/KG	09/23/2015	DLC
1,2-Dibromo 3-Chloropropane	EPA-8260	U	0.098	1	MG/KG	09/23/2015	DLC
1,2,4-Trichlorobenzene	EPA-8260	U	0.072	1	MG/KG	09/23/2015	DLC
Hexachlorobutadiene	EPA-8260	U	0.086	1	MG/KG	09/23/2015	DLC
Naphthalene	EPA-8260	U	0.082	1	MG/KG	09/23/2015	DLC
1,2,3-Trichlorobenzene	EPA-8260	U	0.077	1	MG/KG	09/23/2015	DLC

SURROGATE	METHOD	%REC	ANALYSIS DATE	ANALYSIS BY
1,2-Dichloroethane-d4 100X Dilution	EPA-8260	95.6	09/23/2015	DLC
1,2-Dichloroethane-d4 10X Dilution	EPA-8260	99.1	09/23/2015	DLC
1,2-Dichloroethane-d4	EPA-8260	91.5	09/23/2015	DLC
Toluene-d8 100X Dilution	EPA-8260	97.9	09/23/2015	DLC
Toluene-d8 10X Dilution	EPA-8260	96.6	09/23/2015	DLC
Toluene-d8	EPA-8260	100	09/23/2015	DLC
4-Bromofluorobenzene 100X Dilution	EPA-8260	101	09/23/2015	DLC
4-Bromofluorobenzene 10X Dilution	EPA-8260	101	09/23/2015	DLC
4-Bromofluorobenzene	EPA-8260	100	09/23/2015	DLC



CERTIFICATE OF ANALYSIS

CLIENT:	Terracon 21905 - 64th Ave W, Suite 100 Mountlake Terrace, WA 98043	DATE:	9/29/2015
CLIENT CONTACT:	Mike Noll	ALS JOB#:	EV15090099
CLIENT PROJECT:	81157132	ALS SAMPLE#:	EV15090099-44
CLIENT SAMPLE ID	DP3 - 13'	DATE RECEIVED:	09/16/2015
		COLLECTION DATE:	9/16/2015 1:23:00 PM
		WDOE ACCREDITATION:	C601

SAMPLE DATA RESULTS

U - Analyte analyzed for but not detected at level above reporting limit.



CERTIFICATE OF ANALYSIS

CLIENT:	Terracon 21905 - 64th Ave W, Suite 100 Mountlake Terrace, WA 98043	DATE:	9/29/2015
CLIENT CONTACT:	Mike Noll	ALS JOB#:	EV15090099
CLIENT PROJECT:	81157132	ALS SAMPLE#:	EV15090099-45
CLIENT SAMPLE ID	DP3 - 14.5'	DATE RECEIVED:	09/16/2015
		COLLECTION DATE:	9/16/2015 1:35:00 PM
		WDOE ACCREDITATION:	C601

SAMPLE DATA RESULTS

ANALYTE	METHOD	RESULTS	REPORTING LIMITS	DILUTION FACTOR	UNITS	ANALYSIS DATE	ANALYSIS BY
Dichlorodifluoromethane	EPA-8260	U	0.10	1	MG/KG	09/23/2015	DLC
Chloromethane	EPA-8260	U	0.062	1	MG/KG	09/23/2015	DLC
Vinyl Chloride	EPA-8260	U	0.010	1	MG/KG	09/23/2015	DLC
Bromomethane	EPA-8260	U	0.052	1	MG/KG	09/23/2015	DLC
Chloroethane	EPA-8260	U	0.062	1	MG/KG	09/23/2015	DLC
Carbon Tetrachloride	EPA-8260	U	0.065	1	MG/KG	09/23/2015	DLC
Trichlorofluoromethane	EPA-8260	U	0.054	1	MG/KG	09/23/2015	DLC
Carbon Disulfide	EPA-8260	U	0.063	1	MG/KG	09/23/2015	DLC
Acetone	EPA-8260	U	0.12	1	MG/KG	09/23/2015	DLC
1,1-Dichloroethene	EPA-8260	U	0.010	1	MG/KG	09/23/2015	DLC
Methylene Chloride	EPA-8260	U	0.13	1	MG/KG	09/23/2015	DLC
Acrylonitrile	EPA-8260	U	0.066	1	MG/KG	09/23/2015	DLC
Methyl T-Butyl Ether	EPA-8260	U	0.064	1	MG/KG	09/23/2015	DLC
Trans-1,2-Dichloroethene	EPA-8260	U	0.061	1	MG/KG	09/23/2015	DLC
1,1-Dichloroethane	EPA-8260	U	0.062	1	MG/KG	09/23/2015	DLC
2-Butanone	EPA-8260	U	0.091	1	MG/KG	09/23/2015	DLC
Cis-1,2-Dichloroethene	EPA-8260	U	0.067	1	MG/KG	09/23/2015	DLC
2,2-Dichloropropane	EPA-8260	U	0.064	1	MG/KG	09/23/2015	DLC
Bromochloromethane	EPA-8260	U	0.11	1	MG/KG	09/23/2015	DLC
Chloroform	EPA-8260	U	0.064	1	MG/KG	09/23/2015	DLC
1,1,1-Trichloroethane	EPA-8260	U	0.057	1	MG/KG	09/23/2015	DLC
1,1-Dichloropropene	EPA-8260	U	0.057	1	MG/KG	09/23/2015	DLC
1,2-Dichloroethane	EPA-8260	U	0.010	1	MG/KG	09/23/2015	DLC
Benzene	EPA-8260	0.0060	0.0050	1	MG/KG	09/23/2015	DLC
Trichloroethene	EPA-8260	0.015	0.010	1	MG/KG	09/23/2015	DLC
1,2-Dichloropropane	EPA-8260	U	0.057	1	MG/KG	09/23/2015	DLC
Dibromomethane	EPA-8260	U	0.073	1	MG/KG	09/23/2015	DLC
Bromodichloromethane	EPA-8260	U	0.064	1	MG/KG	09/23/2015	DLC
Trans-1,3-Dichloropropene	EPA-8260	U	0.068	1	MG/KG	09/23/2015	DLC
4-Methyl-2-Pentanone	EPA-8260	U	0.063	1	MG/KG	09/23/2015	DLC
Toluene	EPA-8260	U	0.066	1	MG/KG	09/23/2015	DLC
Cis-1,3-Dichloropropene	EPA-8260	U	0.066	1	MG/KG	09/23/2015	DLC
1,1,2-Trichloroethane	EPA-8260	U	0.068	1	MG/KG	09/23/2015	DLC
2-Hexanone	EPA-8260	U	0.044	1	MG/KG	09/23/2015	DLC
1,3-Dichloropropane	EPA-8260	U	0.067	1	MG/KG	09/23/2015	DLC
Tetrachloroethylene	EPA-8260	0.12	0.010	1	MG/KG	09/23/2015	DLC
Dibromochloromethane	EPA-8260	U	0.099	1	MG/KG	09/23/2015	DLC
1,2-Dibromoethane	EPA-8260	0.011	0.0050	1	MG/KG	09/23/2015	DLC
Chlorobenzene	EPA-8260	U	0.068	1	MG/KG	09/23/2015	DLC



CERTIFICATE OF ANALYSIS

CLIENT:	Terracon 21905 - 64th Ave W, Suite 100 Mountlake Terrace, WA 98043	DATE:	9/29/2015
CLIENT CONTACT:	Mike Noll	ALS JOB#:	EV15090099
CLIENT PROJECT:	81157132	ALS SAMPLE#:	EV15090099-45
CLIENT SAMPLE ID	DP3 - 14.5'	DATE RECEIVED:	09/16/2015
		COLLECTION DATE:	9/16/2015 1:35:00 PM
		WDOE ACCREDITATION:	C601

SAMPLE DATA RESULTS

ANALYTE	METHOD	RESULTS	REPORTING LIMITS	DILUTION FACTOR	UNITS	ANALYSIS DATE	ANALYSIS BY
1,1,1,2-Tetrachloroethane	EPA-8260	U	0.053	1	MG/KG	09/23/2015	DLC
Ethylbenzene	EPA-8260	U	0.067	1	MG/KG	09/23/2015	DLC
m,p-Xylene	EPA-8260	U	0.12	1	MG/KG	09/23/2015	DLC
Styrene	EPA-8260	U	0.052	1	MG/KG	09/23/2015	DLC
o-Xylene	EPA-8260	U	0.058	1	MG/KG	09/23/2015	DLC
Bromoform	EPA-8260	U	0.074	1	MG/KG	09/23/2015	DLC
Isopropylbenzene	EPA-8260	U	0.056	1	MG/KG	09/23/2015	DLC
1,1,2,2-Tetrachloroethane	EPA-8260	U	0.071	1	MG/KG	09/23/2015	DLC
1,2,3-Trichloropropane	EPA-8260	U	0.075	1	MG/KG	09/23/2015	DLC
Bromobenzene	EPA-8260	U	0.071	1	MG/KG	09/23/2015	DLC
N-Propyl Benzene	EPA-8260	U	0.068	1	MG/KG	09/23/2015	DLC
2-Chlorotoluene	EPA-8260	U	0.071	1	MG/KG	09/23/2015	DLC
1,3,5-Trimethylbenzene	EPA-8260	U	0.051	1	MG/KG	09/23/2015	DLC
4-Chlorotoluene	EPA-8260	U	0.10	1	MG/KG	09/23/2015	DLC
T-Butyl Benzene	EPA-8260	U	0.066	1	MG/KG	09/23/2015	DLC
1,2,4-Trimethylbenzene	EPA-8260	U	0.055	1	MG/KG	09/23/2015	DLC
S-Butyl Benzene	EPA-8260	U	0.060	1	MG/KG	09/23/2015	DLC
P-Isopropyltoluene	EPA-8260	U	0.049	1	MG/KG	09/23/2015	DLC
1,3-Dichlorobenzene	EPA-8260	U	0.072	1	MG/KG	09/23/2015	DLC
1,4-Dichlorobenzene	EPA-8260	U	0.067	1	MG/KG	09/23/2015	DLC
N-Butylbenzene	EPA-8260	U	0.053	1	MG/KG	09/23/2015	DLC
1,2-Dichlorobenzene	EPA-8260	U	0.072	1	MG/KG	09/23/2015	DLC
1,2-Dibromo 3-Chloropropane	EPA-8260	U	0.085	1	MG/KG	09/23/2015	DLC
1,2,4-Trichlorobenzene	EPA-8260	U	0.063	1	MG/KG	09/23/2015	DLC
Hexachlorobutadiene	EPA-8260	U	0.074	1	MG/KG	09/23/2015	DLC
Naphthalene	EPA-8260	U	0.071	1	MG/KG	09/23/2015	DLC
1,2,3-Trichlorobenzene	EPA-8260	U	0.067	1	MG/KG	09/23/2015	DLC

SURROGATE	METHOD	%REC	ANALYSIS DATE	ANALYSIS BY
1,2-Dichloroethane-d4	EPA-8260	92.0	09/23/2015	DLC
Toluene-d8	EPA-8260	99.1	09/23/2015	DLC
4-Bromofluorobenzene	EPA-8260	99.1	09/23/2015	DLC

U - Analyte analyzed for but not detected at level above reporting limit.



CERTIFICATE OF ANALYSIS

CLIENT:	Terracon 21905 - 64th Ave W, Suite 100 Mountlake Terrace, WA 98043	DATE:	9/29/2015
CLIENT CONTACT:	Mike Noll	ALS JOB#:	EV15090099
CLIENT PROJECT:	81157132	ALS SAMPLE#:	EV15090099-46
CLIENT SAMPLE ID	DP3 - 20'	DATE RECEIVED:	09/16/2015
		COLLECTION DATE:	9/16/2015 1:45:00 PM
		WDOE ACCREDITATION:	C601

SAMPLE DATA RESULTS

ANALYTE	METHOD	RESULTS	REPORTING LIMITS	DILUTION FACTOR	UNITS	ANALYSIS DATE	ANALYSIS BY
Dichlorodifluoromethane	EPA-8260	U	0.10	1	MG/KG	09/28/2015	DLC
Chloromethane	EPA-8260	U	0.062	1	MG/KG	09/28/2015	DLC
Vinyl Chloride	EPA-8260	U	0.010	1	MG/KG	09/28/2015	DLC
Bromomethane	EPA-8260	U	0.051	1	MG/KG	09/28/2015	DLC
Chloroethane	EPA-8260	U	0.062	1	MG/KG	09/28/2015	DLC
Carbon Tetrachloride	EPA-8260	U	0.065	1	MG/KG	09/28/2015	DLC
Trichlorofluoromethane	EPA-8260	U	0.054	1	MG/KG	09/28/2015	DLC
Carbon Disulfide	EPA-8260	U	0.063	1	MG/KG	09/28/2015	DLC
Acetone	EPA-8260	U	0.12	1	MG/KG	09/28/2015	DLC
1,1-Dichloroethene	EPA-8260	U	0.010	1	MG/KG	09/28/2015	DLC
Methylene Chloride	EPA-8260	U	0.13	1	MG/KG	09/28/2015	DLC
Acrylonitrile	EPA-8260	U	0.066	1	MG/KG	09/28/2015	DLC
Methyl T-Butyl Ether	EPA-8260	U	0.064	1	MG/KG	09/28/2015	DLC
Trans-1,2-Dichloroethene	EPA-8260	U	0.061	1	MG/KG	09/28/2015	DLC
1,1-Dichloroethane	EPA-8260	U	0.062	1	MG/KG	09/28/2015	DLC
2-Butanone	EPA-8260	U	0.091	1	MG/KG	09/28/2015	DLC
Cis-1,2-Dichloroethene	EPA-8260	U	0.067	1	MG/KG	09/28/2015	DLC
2,2-Dichloropropane	EPA-8260	U	0.063	1	MG/KG	09/28/2015	DLC
Bromochloromethane	EPA-8260	U	0.11	1	MG/KG	09/28/2015	DLC
Chloroform	EPA-8260	U	0.064	1	MG/KG	09/28/2015	DLC
1,1,1-Trichloroethane	EPA-8260	U	0.057	1	MG/KG	09/28/2015	DLC
1,1-Dichloropropene	EPA-8260	U	0.057	1	MG/KG	09/28/2015	DLC
1,2-Dichloroethane	EPA-8260	U	0.010	1	MG/KG	09/28/2015	DLC
Benzene	EPA-8260	U	0.0050	1	MG/KG	09/28/2015	DLC
Trichloroethene	EPA-8260	U	0.010	1	MG/KG	09/28/2015	DLC
1,2-Dichloropropane	EPA-8260	U	0.057	1	MG/KG	09/28/2015	DLC
Dibromomethane	EPA-8260	U	0.073	1	MG/KG	09/28/2015	DLC
Bromodichloromethane	EPA-8260	U	0.064	1	MG/KG	09/28/2015	DLC
Trans-1,3-Dichloropropene	EPA-8260	U	0.068	1	MG/KG	09/28/2015	DLC
4-Methyl-2-Pentanone	EPA-8260	U	0.063	1	MG/KG	09/28/2015	DLC
Toluene	EPA-8260	U	0.066	1	MG/KG	09/28/2015	DLC
Cis-1,3-Dichloropropene	EPA-8260	U	0.066	1	MG/KG	09/28/2015	DLC
1,1,2-Trichloroethane	EPA-8260	U	0.068	1	MG/KG	09/28/2015	DLC
2-Hexanone	EPA-8260	U	0.044	1	MG/KG	09/28/2015	DLC
1,3-Dichloropropane	EPA-8260	U	0.066	1	MG/KG	09/28/2015	DLC
Tetrachloroethylene	EPA-8260	0.025	0.010	1	MG/KG	09/28/2015	DLC
Dibromochloromethane	EPA-8260	U	0.099	1	MG/KG	09/28/2015	DLC
1,2-Dibromoethane	EPA-8260	U	0.0050	1	MG/KG	09/28/2015	DLC
Chlorobenzene	EPA-8260	U	0.068	1	MG/KG	09/28/2015	DLC



CERTIFICATE OF ANALYSIS

CLIENT:	Terracon 21905 - 64th Ave W, Suite 100 Mountlake Terrace, WA 98043	DATE:	9/29/2015
CLIENT CONTACT:	Mike Noll	ALS JOB#:	EV15090099
CLIENT PROJECT:	81157132	ALS SAMPLE#:	EV15090099-46
CLIENT SAMPLE ID	DP3 - 20'	DATE RECEIVED:	09/16/2015
		COLLECTION DATE:	9/16/2015 1:45:00 PM
		WDOE ACCREDITATION:	C601

SAMPLE DATA RESULTS

ANALYTE	METHOD	RESULTS	REPORTING LIMITS	DILUTION FACTOR	UNITS	ANALYSIS DATE	ANALYSIS BY
1,1,1,2-Tetrachloroethane	EPA-8260	U	0.053	1	MG/KG	09/28/2015	DLC
Ethylbenzene	EPA-8260	U	0.067	1	MG/KG	09/28/2015	DLC
m,p-Xylene	EPA-8260	U	0.12	1	MG/KG	09/28/2015	DLC
Styrene	EPA-8260	U	0.052	1	MG/KG	09/28/2015	DLC
o-Xylene	EPA-8260	U	0.058	1	MG/KG	09/28/2015	DLC
Bromoform	EPA-8260	U	0.074	1	MG/KG	09/28/2015	DLC
Isopropylbenzene	EPA-8260	U	0.056	1	MG/KG	09/28/2015	DLC
1,1,2,2-Tetrachloroethane	EPA-8260	U	0.071	1	MG/KG	09/28/2015	DLC
1,2,3-Trichloropropane	EPA-8260	U	0.074	1	MG/KG	09/28/2015	DLC
Bromobenzene	EPA-8260	U	0.071	1	MG/KG	09/28/2015	DLC
N-Propyl Benzene	EPA-8260	U	0.068	1	MG/KG	09/28/2015	DLC
2-Chlorotoluene	EPA-8260	U	0.071	1	MG/KG	09/28/2015	DLC
1,3,5-Trimethylbenzene	EPA-8260	U	0.051	1	MG/KG	09/28/2015	DLC
4-Chlorotoluene	EPA-8260	U	0.10	1	MG/KG	09/28/2015	DLC
T-Butyl Benzene	EPA-8260	U	0.066	1	MG/KG	09/28/2015	DLC
1,2,4-Trimethylbenzene	EPA-8260	U	0.055	1	MG/KG	09/28/2015	DLC
S-Butyl Benzene	EPA-8260	U	0.060	1	MG/KG	09/28/2015	DLC
P-Isopropyltoluene	EPA-8260	U	0.049	1	MG/KG	09/28/2015	DLC
1,3-Dichlorobenzene	EPA-8260	U	0.072	1	MG/KG	09/28/2015	DLC
1,4-Dichlorobenzene	EPA-8260	U	0.067	1	MG/KG	09/28/2015	DLC
N-Butylbenzene	EPA-8260	U	0.053	1	MG/KG	09/28/2015	DLC
1,2-Dichlorobenzene	EPA-8260	U	0.072	1	MG/KG	09/28/2015	DLC
1,2-Dibromo 3-Chloropropane	EPA-8260	U	0.085	1	MG/KG	09/28/2015	DLC
1,2,4-Trichlorobenzene	EPA-8260	U	0.063	1	MG/KG	09/28/2015	DLC
Hexachlorobutadiene	EPA-8260	U	0.074	1	MG/KG	09/28/2015	DLC
Naphthalene	EPA-8260	U	0.071	1	MG/KG	09/28/2015	DLC
1,2,3-Trichlorobenzene	EPA-8260	U	0.067	1	MG/KG	09/28/2015	DLC

SURROGATE	METHOD	%REC	ANALYSIS DATE	ANALYSIS BY
1,2-Dichloroethane-d4	EPA-8260	99.7	09/28/2015	DLC
Toluene-d8	EPA-8260	98.7	09/28/2015	DLC
4-Bromofluorobenzene	EPA-8260	95.8	09/28/2015	DLC

U - Analyte analyzed for but not detected at level above reporting limit.



CERTIFICATE OF ANALYSIS

CLIENT:	Terracon 21905 - 64th Ave W, Suite 100 Mountlake Terrace, WA 98043	DATE:	9/29/2015
CLIENT CONTACT:	Mike Noll	ALS JOB#:	EV15090099
CLIENT PROJECT:	81157132	ALS SAMPLE#:	EV15090099-47
CLIENT SAMPLE ID	DP3 - 24'	DATE RECEIVED:	09/16/2015
		COLLECTION DATE:	9/16/2015 2:00:00 PM
		WDOE ACCREDITATION:	C601

SAMPLE DATA RESULTS

ANALYTE	METHOD	RESULTS	REPORTING LIMITS	DILUTION FACTOR	UNITS	ANALYSIS DATE	ANALYSIS BY
Dichlorodifluoromethane	EPA-8260	U	0.12	1	MG/KG	09/28/2015	DLC
Chloromethane	EPA-8260	U	0.071	1	MG/KG	09/28/2015	DLC
Vinyl Chloride	EPA-8260	U	0.010	1	MG/KG	09/28/2015	DLC
Bromomethane	EPA-8260	U	0.059	1	MG/KG	09/28/2015	DLC
Chloroethane	EPA-8260	U	0.071	1	MG/KG	09/28/2015	DLC
Carbon Tetrachloride	EPA-8260	U	0.074	1	MG/KG	09/28/2015	DLC
Trichlorofluoromethane	EPA-8260	U	0.062	1	MG/KG	09/28/2015	DLC
Carbon Disulfide	EPA-8260	U	0.072	1	MG/KG	09/28/2015	DLC
Acetone	EPA-8260	U	0.14	1	MG/KG	09/28/2015	DLC
1,1-Dichloroethene	EPA-8260	U	0.010	1	MG/KG	09/28/2015	DLC
Methylene Chloride	EPA-8260	U	0.15	1	MG/KG	09/28/2015	DLC
Acrylonitrile	EPA-8260	U	0.076	1	MG/KG	09/28/2015	DLC
Methyl T-Butyl Ether	EPA-8260	U	0.073	1	MG/KG	09/28/2015	DLC
Trans-1,2-Dichloroethene	EPA-8260	U	0.070	1	MG/KG	09/28/2015	DLC
1,1-Dichloroethane	EPA-8260	U	0.071	1	MG/KG	09/28/2015	DLC
2-Butanone	EPA-8260	U	0.10	1	MG/KG	09/28/2015	DLC
Cis-1,2-Dichloroethene	EPA-8260	U	0.076	1	MG/KG	09/28/2015	DLC
2,2-Dichloropropane	EPA-8260	U	0.073	1	MG/KG	09/28/2015	DLC
Bromochloromethane	EPA-8260	U	0.13	1	MG/KG	09/28/2015	DLC
Chloroform	EPA-8260	U	0.073	1	MG/KG	09/28/2015	DLC
1,1,1-Trichloroethane	EPA-8260	U	0.065	1	MG/KG	09/28/2015	DLC
1,1-Dichloropropene	EPA-8260	U	0.065	1	MG/KG	09/28/2015	DLC
1,2-Dichloroethane	EPA-8260	U	0.010	1	MG/KG	09/28/2015	DLC
Benzene	EPA-8260	U	0.0050	1	MG/KG	09/28/2015	DLC
Trichloroethene	EPA-8260	U	0.010	1	MG/KG	09/28/2015	DLC
1,2-Dichloropropane	EPA-8260	U	0.066	1	MG/KG	09/28/2015	DLC
Dibromomethane	EPA-8260	U	0.083	1	MG/KG	09/28/2015	DLC
Bromodichloromethane	EPA-8260	U	0.074	1	MG/KG	09/28/2015	DLC
Trans-1,3-Dichloropropene	EPA-8260	U	0.078	1	MG/KG	09/28/2015	DLC
4-Methyl-2-Pentanone	EPA-8260	U	0.072	1	MG/KG	09/28/2015	DLC
Toluene	EPA-8260	U	0.075	1	MG/KG	09/28/2015	DLC
Cis-1,3-Dichloropropene	EPA-8260	U	0.076	1	MG/KG	09/28/2015	DLC
1,1,2-Trichloroethane	EPA-8260	U	0.078	1	MG/KG	09/28/2015	DLC
2-Hexanone	EPA-8260	U	0.050	1	MG/KG	09/28/2015	DLC
1,3-Dichloropropane	EPA-8260	U	0.076	1	MG/KG	09/28/2015	DLC
Tetrachloroethylene	EPA-8260	U	0.010	1	MG/KG	09/28/2015	DLC
Dibromochloromethane	EPA-8260	U	0.11	1	MG/KG	09/28/2015	DLC
1,2-Dibromoethane	EPA-8260	U	0.0050	1	MG/KG	09/28/2015	DLC
Chlorobenzene	EPA-8260	U	0.078	1	MG/KG	09/28/2015	DLC



CERTIFICATE OF ANALYSIS

CLIENT:	Terracon 21905 - 64th Ave W, Suite 100 Mountlake Terrace, WA 98043	DATE:	9/29/2015
CLIENT CONTACT:	Mike Noll	ALS JOB#:	EV15090099
CLIENT PROJECT:	81157132	ALS SAMPLE#:	EV15090099-47
CLIENT SAMPLE ID	DP3 - 24'	DATE RECEIVED:	09/16/2015
		COLLECTION DATE:	9/16/2015 2:00:00 PM
		WDOE ACCREDITATION:	C601

SAMPLE DATA RESULTS

ANALYTE	METHOD	RESULTS	REPORTING LIMITS	DILUTION FACTOR	UNITS	ANALYSIS DATE	ANALYSIS BY
1,1,1,2-Tetrachloroethane	EPA-8260	U	0.061	1	MG/KG	09/28/2015	DLC
Ethylbenzene	EPA-8260	U	0.077	1	MG/KG	09/28/2015	DLC
m,p-Xylene	EPA-8260	U	0.14	1	MG/KG	09/28/2015	DLC
Styrene	EPA-8260	U	0.059	1	MG/KG	09/28/2015	DLC
o-Xylene	EPA-8260	U	0.066	1	MG/KG	09/28/2015	DLC
Bromoform	EPA-8260	U	0.084	1	MG/KG	09/28/2015	DLC
Isopropylbenzene	EPA-8260	U	0.064	1	MG/KG	09/28/2015	DLC
1,1,2,2-Tetrachloroethane	EPA-8260	U	0.081	1	MG/KG	09/28/2015	DLC
1,2,3-Trichloropropane	EPA-8260	U	0.085	1	MG/KG	09/28/2015	DLC
Bromobenzene	EPA-8260	U	0.081	1	MG/KG	09/28/2015	DLC
N-Propyl Benzene	EPA-8260	U	0.078	1	MG/KG	09/28/2015	DLC
2-Chlorotoluene	EPA-8260	U	0.081	1	MG/KG	09/28/2015	DLC
1,3,5-Trimethylbenzene	EPA-8260	U	0.059	1	MG/KG	09/28/2015	DLC
4-Chlorotoluene	EPA-8260	U	0.12	1	MG/KG	09/28/2015	DLC
T-Butyl Benzene	EPA-8260	U	0.075	1	MG/KG	09/28/2015	DLC
1,2,4-Trimethylbenzene	EPA-8260	U	0.063	1	MG/KG	09/28/2015	DLC
S-Butyl Benzene	EPA-8260	U	0.069	1	MG/KG	09/28/2015	DLC
P-Isopropyltoluene	EPA-8260	U	0.056	1	MG/KG	09/28/2015	DLC
1,3-Dichlorobenzene	EPA-8260	U	0.083	1	MG/KG	09/28/2015	DLC
1,4-Dichlorobenzene	EPA-8260	U	0.076	1	MG/KG	09/28/2015	DLC
N-Butylbenzene	EPA-8260	U	0.061	1	MG/KG	09/28/2015	DLC
1,2-Dichlorobenzene	EPA-8260	U	0.082	1	MG/KG	09/28/2015	DLC
1,2-Dibromo 3-Chloropropane	EPA-8260	U	0.097	1	MG/KG	09/28/2015	DLC
1,2,4-Trichlorobenzene	EPA-8260	U	0.072	1	MG/KG	09/28/2015	DLC
Hexachlorobutadiene	EPA-8260	U	0.085	1	MG/KG	09/28/2015	DLC
Naphthalene	EPA-8260	U	0.081	1	MG/KG	09/28/2015	DLC
1,2,3-Trichlorobenzene	EPA-8260	U	0.077	1	MG/KG	09/28/2015	DLC

SURROGATE	METHOD	%REC	ANALYSIS DATE	ANALYSIS BY
1,2-Dichloroethane-d4	EPA-8260	98.3	09/28/2015	DLC
Toluene-d8	EPA-8260	99.1	09/28/2015	DLC
4-Bromofluorobenzene	EPA-8260	97.6	09/28/2015	DLC

U - Analyte analyzed for but not detected at level above reporting limit.



CERTIFICATE OF ANALYSIS

CLIENT: Terracon
 21905 - 64th Ave W, Suite 100
 Mountlake Terrace, WA 98043

CLIENT CONTACT: Mike Noll
 CLIENT PROJECT: 81157132

DATE: 9/29/2015
 ALS SDG#: EV15090099
 WDOE ACCREDITATION: C601

LABORATORY BLANK RESULTS

MB-091515S - Batch 97129 - Soil by EPA-8260

ANALYTE	METHOD	RESULTS	QUAL	UNITS	REPORTING	ANALYSIS	ANALYSIS
					LIMITS	DATE	BY
Dichlorodifluoromethane	EPA-8260	U		MG/KG	0.0011	09/15/2015	DLC
Chloromethane	EPA-8260	U		MG/KG	0.00066	09/15/2015	DLC
Vinyl Chloride	EPA-8260	U		MG/KG	0.000029	09/15/2015	DLC
Bromomethane	EPA-8260	U		MG/KG	0.00056	09/15/2015	DLC
Chloroethane	EPA-8260	U		MG/KG	0.00066	09/15/2015	DLC
Carbon Tetrachloride	EPA-8260	U		MG/KG	0.00070	09/15/2015	DLC
Trichlorofluoromethane	EPA-8260	U		MG/KG	0.00058	09/15/2015	DLC
Carbon Disulfide	EPA-8260	U		MG/KG	0.00068	09/15/2015	DLC
Acetone	EPA-8260	U		MG/KG	0.0013	09/15/2015	DLC
1,1-Dichloroethene	EPA-8260	U		MG/KG	0.000030	09/15/2015	DLC
Methylene Chloride	EPA-8260	U		MG/KG	0.0014	09/15/2015	DLC
Acrylonitrile	EPA-8260	U		MG/KG	0.00071	09/15/2015	DLC
Methyl T-Butyl Ether	EPA-8260	U		MG/KG	0.00069	09/15/2015	DLC
Trans-1,2-Dichloroethene	EPA-8260	U		MG/KG	0.00066	09/15/2015	DLC
1,1-Dichloroethane	EPA-8260	U		MG/KG	0.00067	09/15/2015	DLC
2-Butanone	EPA-8260	U		MG/KG	0.00098	09/15/2015	DLC
Cis-1,2-Dichloroethene	EPA-8260	U		MG/KG	0.00072	09/15/2015	DLC
2,2-Dichloropropane	EPA-8260	U		MG/KG	0.00068	09/15/2015	DLC
Bromochloromethane	EPA-8260	U		MG/KG	0.0012	09/15/2015	DLC
Chloroform	EPA-8260	U		MG/KG	0.00068	09/15/2015	DLC
1,1,1-Trichloroethane	EPA-8260	U		MG/KG	0.00062	09/15/2015	DLC
1,1-Dichloropropene	EPA-8260	U		MG/KG	0.00062	09/15/2015	DLC
1,2-Dichloroethane	EPA-8260	U		MG/KG	0.000018	09/15/2015	DLC
Benzene	EPA-8260	U		MG/KG	0.000022	09/15/2015	DLC
Trichloroethene	EPA-8260	U		MG/KG	0.000048	09/15/2015	DLC
1,2-Dichloropropane	EPA-8260	U		MG/KG	0.00062	09/15/2015	DLC
Dibromomethane	EPA-8260	U		MG/KG	0.00078	09/15/2015	DLC
Bromodichloromethane	EPA-8260	U		MG/KG	0.00069	09/15/2015	DLC
Trans-1,3-Dichloropropene	EPA-8260	U		MG/KG	0.00074	09/15/2015	DLC
4-Methyl-2-Pentanone	EPA-8260	U		MG/KG	0.00068	09/15/2015	DLC
Toluene	EPA-8260	U		MG/KG	0.00071	09/15/2015	DLC
Cis-1,3-Dichloropropene	EPA-8260	U		MG/KG	0.00071	09/15/2015	DLC
1,1,2-Trichloroethane	EPA-8260	U		MG/KG	0.00074	09/15/2015	DLC
2-Hexanone	EPA-8260	U		MG/KG	0.00048	09/15/2015	DLC
1,3-Dichloropropane	EPA-8260	U		MG/KG	0.00072	09/15/2015	DLC
Tetrachloroethylene	EPA-8260	U		MG/KG	0.000046	09/15/2015	DLC
Dibromochloromethane	EPA-8260	U		MG/KG	0.0011	09/15/2015	DLC
1,2-Dibromoethane	EPA-8260	U		MG/KG	0.000023	09/15/2015	DLC
Chlorobenzene	EPA-8260	U		MG/KG	0.00074	09/15/2015	DLC



CERTIFICATE OF ANALYSIS

CLIENT: Terracon
 21905 - 64th Ave W, Suite 100
 Mountlake Terrace, WA 98043

CLIENT CONTACT: Mike Noll
 CLIENT PROJECT: 81157132

DATE: 9/29/2015
 ALS SDG#: EV15090099
 WDOE ACCREDITATION: C601

LABORATORY BLANK RESULTS

MB-091515S - Batch 97129 - Soil by EPA-8260

ANALYTE	METHOD	RESULTS	QUAL	UNITS	REPORTING LIMITS	ANALYSIS DATE	ANALYSIS BY
1,1,1,2-Tetrachloroethane	EPA-8260	U		MG/KG	0.00057	09/15/2015	DLC
Ethylbenzene	EPA-8260	U		MG/KG	0.00072	09/15/2015	DLC
m,p-Xylene	EPA-8260	U		MG/KG	0.0013	09/15/2015	DLC
Styrene	EPA-8260	U		MG/KG	0.00056	09/15/2015	DLC
o-Xylene	EPA-8260	U		MG/KG	0.00062	09/15/2015	DLC
Bromoform	EPA-8260	U		MG/KG	0.00079	09/15/2015	DLC
Isopropylbenzene	EPA-8260	U		MG/KG	0.00060	09/15/2015	DLC
1,1,2,2-Tetrachloroethane	EPA-8260	U		MG/KG	0.00076	09/15/2015	DLC
1,2,3-Trichloropropane	EPA-8260	U		MG/KG	0.00080	09/15/2015	DLC
Bromobenzene	EPA-8260	U		MG/KG	0.00077	09/15/2015	DLC
N-Propyl Benzene	EPA-8260	U		MG/KG	0.00074	09/15/2015	DLC
2-Chlorotoluene	EPA-8260	U		MG/KG	0.00077	09/15/2015	DLC
1,3,5-Trimethylbenzene	EPA-8260	U		MG/KG	0.00055	09/15/2015	DLC
4-Chlorotoluene	EPA-8260	U		MG/KG	0.0011	09/15/2015	DLC
T-Butyl Benzene	EPA-8260	U		MG/KG	0.00071	09/15/2015	DLC
1,2,4-Trimethylbenzene	EPA-8260	U		MG/KG	0.00060	09/15/2015	DLC
S-Butyl Benzene	EPA-8260	U		MG/KG	0.00065	09/15/2015	DLC
P-Isopropyltoluene	EPA-8260	U		MG/KG	0.00053	09/15/2015	DLC
1,3-Dichlorobenzene	EPA-8260	U		MG/KG	0.00078	09/15/2015	DLC
1,4-Dichlorobenzene	EPA-8260	U		MG/KG	0.00072	09/15/2015	DLC
N-Butylbenzene	EPA-8260	U		MG/KG	0.00058	09/15/2015	DLC
1,2-Dichlorobenzene	EPA-8260	U		MG/KG	0.00078	09/15/2015	DLC
1,2-Dibromo 3-Chloropropane	EPA-8260	U		MG/KG	0.00091	09/15/2015	DLC
1,2,4-Trichlorobenzene	EPA-8260	U		MG/KG	0.00068	09/15/2015	DLC
Hexachlorobutadiene	EPA-8260	U		MG/KG	0.00080	09/15/2015	DLC
Naphthalene	EPA-8260	U		MG/KG	0.00076	09/15/2015	DLC
1,2,3-Trichlorobenzene	EPA-8260	U		MG/KG	0.00072	09/15/2015	DLC

U - Analyte analyzed for but not detected at level above reporting limit.

MB-092015S - Batch 97399 - Soil by EPA-8260

ANALYTE	METHOD	RESULTS	QUAL	UNITS	REPORTING LIMITS	ANALYSIS DATE	ANALYSIS BY
Dichlorodifluoromethane	EPA-8260	U		MG/KG	0.0011	09/20/2015	DLC
Chloromethane	EPA-8260	U		MG/KG	0.00066	09/20/2015	DLC
Vinyl Chloride	EPA-8260	U		MG/KG	0.000029	09/20/2015	DLC
Bromomethane	EPA-8260	U		MG/KG	0.00056	09/20/2015	DLC
Chloroethane	EPA-8260	U		MG/KG	0.00066	09/20/2015	DLC
Carbon Tetrachloride	EPA-8260	U		MG/KG	0.00070	09/20/2015	DLC
Trichlorofluoromethane	EPA-8260	U		MG/KG	0.00058	09/20/2015	DLC
Carbon Disulfide	EPA-8260	U		MG/KG	0.00068	09/20/2015	DLC
Acetone	EPA-8260	U		MG/KG	0.0013	09/20/2015	DLC



CERTIFICATE OF ANALYSIS

CLIENT: Terracon
 21905 - 64th Ave W, Suite 100
 Mountlake Terrace, WA 98043

CLIENT CONTACT: Mike Noll
 CLIENT PROJECT: 81157132

DATE: 9/29/2015
 ALS SDG#: EV15090099
 WDOE ACCREDITATION: C601

LABORATORY BLANK RESULTS

MB-092015S - Batch 97399 - Soil by EPA-8260

1,1-Dichloroethene	EPA-8260	U	MG/KG	0.000030	09/20/2015	DLC
Methylene Chloride	EPA-8260	U	MG/KG	0.0014	09/20/2015	DLC
Acrylonitrile	EPA-8260	U	MG/KG	0.00071	09/20/2015	DLC
Methyl T-Butyl Ether	EPA-8260	U	MG/KG	0.00069	09/20/2015	DLC
Trans-1,2-Dichloroethene	EPA-8260	U	MG/KG	0.00066	09/20/2015	DLC
1,1-Dichloroethane	EPA-8260	U	MG/KG	0.00067	09/20/2015	DLC
2-Butanone	EPA-8260	U	MG/KG	0.00098	09/20/2015	DLC
Cis-1,2-Dichloroethene	EPA-8260	U	MG/KG	0.00072	09/20/2015	DLC
2,2-Dichloropropane	EPA-8260	U	MG/KG	0.00068	09/20/2015	DLC
Bromochloromethane	EPA-8260	U	MG/KG	0.0012	09/20/2015	DLC
Chloroform	EPA-8260	U	MG/KG	0.00068	09/20/2015	DLC
1,1,1-Trichloroethane	EPA-8260	U	MG/KG	0.00062	09/20/2015	DLC
1,1-Dichloropropene	EPA-8260	U	MG/KG	0.00062	09/20/2015	DLC
1,2-Dichloroethane	EPA-8260	U	MG/KG	0.000018	09/20/2015	DLC
Benzene	EPA-8260	U	MG/KG	0.000022	09/20/2015	DLC
Trichloroethene	EPA-8260	U	MG/KG	0.000048	09/20/2015	DLC
1,2-Dichloropropane	EPA-8260	U	MG/KG	0.00062	09/20/2015	DLC
Dibromomethane	EPA-8260	U	MG/KG	0.00078	09/20/2015	DLC
Bromodichloromethane	EPA-8260	U	MG/KG	0.00069	09/20/2015	DLC
Trans-1,3-Dichloropropene	EPA-8260	U	MG/KG	0.00074	09/20/2015	DLC
4-Methyl-2-Pentanone	EPA-8260	U	MG/KG	0.00068	09/20/2015	DLC
Toluene	EPA-8260	U	MG/KG	0.00071	09/20/2015	DLC
Cis-1,3-Dichloropropene	EPA-8260	U	MG/KG	0.00071	09/20/2015	DLC
1,1,2-Trichloroethane	EPA-8260	U	MG/KG	0.00074	09/20/2015	DLC
2-Hexanone	EPA-8260	U	MG/KG	0.00048	09/20/2015	DLC
1,3-Dichloropropane	EPA-8260	U	MG/KG	0.00072	09/20/2015	DLC
Tetrachloroethylene	EPA-8260	U	MG/KG	0.000046	09/20/2015	DLC
Dibromochloromethane	EPA-8260	U	MG/KG	0.0011	09/20/2015	DLC
1,2-Dibromoethane	EPA-8260	U	MG/KG	0.000023	09/20/2015	DLC
Chlorobenzene	EPA-8260	U	MG/KG	0.00074	09/20/2015	DLC
1,1,1,2-Tetrachloroethane	EPA-8260	U	MG/KG	0.00057	09/20/2015	DLC
Ethylbenzene	EPA-8260	U	MG/KG	0.00072	09/20/2015	DLC
m,p-Xylene	EPA-8260	U	MG/KG	0.0013	09/20/2015	DLC
Styrene	EPA-8260	U	MG/KG	0.00056	09/20/2015	DLC
o-Xylene	EPA-8260	U	MG/KG	0.00062	09/20/2015	DLC
Bromoform	EPA-8260	U	MG/KG	0.00079	09/20/2015	DLC
Isopropylbenzene	EPA-8260	U	MG/KG	0.00060	09/20/2015	DLC
1,1,2,2-Tetrachloroethane	EPA-8260	U	MG/KG	0.00076	09/20/2015	DLC
1,2,3-Trichloropropane	EPA-8260	U	MG/KG	0.00080	09/20/2015	DLC
Bromobenzene	EPA-8260	U	MG/KG	0.00077	09/20/2015	DLC
N-Propyl Benzene	EPA-8260	U	MG/KG	0.00074	09/20/2015	DLC



CERTIFICATE OF ANALYSIS

CLIENT: Terracon
 21905 - 64th Ave W, Suite 100
 Mountlake Terrace, WA 98043

CLIENT CONTACT: Mike Noll
 CLIENT PROJECT: 81157132

DATE: 9/29/2015
 ALS SDG#: EV15090099
 WDOE ACCREDITATION: C601

LABORATORY BLANK RESULTS

MB-092015S - Batch 97399 - Soil by EPA-8260

ANALYTE	METHOD	RESULTS	QUAL	UNITS	REPORTING LIMITS	ANALYSIS DATE	ANALYSIS BY
2-Chlorotoluene	EPA-8260	U		MG/KG	0.00077	09/20/2015	DLC
1,3,5-Trimethylbenzene	EPA-8260	U		MG/KG	0.00055	09/20/2015	DLC
4-Chlorotoluene	EPA-8260	U		MG/KG	0.0011	09/20/2015	DLC
T-Butyl Benzene	EPA-8260	U		MG/KG	0.00071	09/20/2015	DLC
1,2,4-Trimethylbenzene	EPA-8260	U		MG/KG	0.00060	09/20/2015	DLC
S-Butyl Benzene	EPA-8260	U		MG/KG	0.00065	09/20/2015	DLC
P-Isopropyltoluene	EPA-8260	U		MG/KG	0.00053	09/20/2015	DLC
1,3-Dichlorobenzene	EPA-8260	U		MG/KG	0.00078	09/20/2015	DLC
1,4-Dichlorobenzene	EPA-8260	U		MG/KG	0.00072	09/20/2015	DLC
N-Butylbenzene	EPA-8260	U		MG/KG	0.00058	09/20/2015	DLC
1,2-Dichlorobenzene	EPA-8260	U		MG/KG	0.00078	09/20/2015	DLC
1,2-Dibromo 3-Chloropropane	EPA-8260	U		MG/KG	0.00091	09/20/2015	DLC
1,2,4-Trichlorobenzene	EPA-8260	U		MG/KG	0.00068	09/20/2015	DLC
Hexachlorobutadiene	EPA-8260	U		MG/KG	0.00080	09/20/2015	DLC
Naphthalene	EPA-8260	U		MG/KG	0.00076	09/20/2015	DLC
1,2,3-Trichlorobenzene	EPA-8260	U		MG/KG	0.00072	09/20/2015	DLC

U - Analyte analyzed for but not detected at level above reporting limit.

MB-092215S - Batch 97402 - Soil by EPA-8260

ANALYTE	METHOD	RESULTS	QUAL	UNITS	REPORTING LIMITS	ANALYSIS DATE	ANALYSIS BY
Dichlorodifluoromethane	EPA-8260	U		MG/KG	0.0011	09/23/2015	DLC
Chloromethane	EPA-8260	U		MG/KG	0.00066	09/23/2015	DLC
Vinyl Chloride	EPA-8260	U		MG/KG	0.000029	09/23/2015	DLC
Bromomethane	EPA-8260	U		MG/KG	0.00056	09/23/2015	DLC
Chloroethane	EPA-8260	U		MG/KG	0.00066	09/23/2015	DLC
Carbon Tetrachloride	EPA-8260	U		MG/KG	0.00070	09/23/2015	DLC
Trichlorofluoromethane	EPA-8260	U		MG/KG	0.00058	09/23/2015	DLC
Carbon Disulfide	EPA-8260	U		MG/KG	0.00068	09/23/2015	DLC
Acetone	EPA-8260	U		MG/KG	0.0013	09/23/2015	DLC
1,1-Dichloroethene	EPA-8260	U		MG/KG	0.000030	09/23/2015	DLC
Methylene Chloride	EPA-8260	U		MG/KG	0.0014	09/23/2015	DLC
Acrylonitrile	EPA-8260	U		MG/KG	0.00071	09/23/2015	DLC
Methyl T-Butyl Ether	EPA-8260	U		MG/KG	0.00069	09/23/2015	DLC
Trans-1,2-Dichloroethene	EPA-8260	U		MG/KG	0.00066	09/23/2015	DLC
1,1-Dichloroethane	EPA-8260	U		MG/KG	0.00067	09/23/2015	DLC
2-Butanone	EPA-8260	U		MG/KG	0.00098	09/23/2015	DLC
Cis-1,2-Dichloroethene	EPA-8260	U		MG/KG	0.00072	09/23/2015	DLC
2,2-Dichloropropane	EPA-8260	U		MG/KG	0.00068	09/23/2015	DLC
Bromochloromethane	EPA-8260	U		MG/KG	0.0012	09/23/2015	DLC
Chloroform	EPA-8260	U		MG/KG	0.00068	09/23/2015	DLC



CERTIFICATE OF ANALYSIS

CLIENT: Terracon
 21905 - 64th Ave W, Suite 100
 Mountlake Terrace, WA 98043

CLIENT CONTACT: Mike Noll
 CLIENT PROJECT: 81157132

DATE: 9/29/2015
 ALS SDG#: EV15090099
 WDOE ACCREDITATION: C601

LABORATORY BLANK RESULTS

MB-092215S - Batch 97402 - Soil by EPA-8260

1,1,1-Trichloroethane	EPA-8260	U	MG/KG	0.00062	09/23/2015	DLC
1,1-Dichloropropene	EPA-8260	U	MG/KG	0.00062	09/23/2015	DLC
1,2-Dichloroethane	EPA-8260	U	MG/KG	0.000018	09/23/2015	DLC
Benzene	EPA-8260	U	MG/KG	0.000022	09/23/2015	DLC
Trichloroethene	EPA-8260	U	MG/KG	0.000048	09/23/2015	DLC
1,2-Dichloropropane	EPA-8260	U	MG/KG	0.00062	09/23/2015	DLC
Dibromomethane	EPA-8260	U	MG/KG	0.00078	09/23/2015	DLC
Bromodichloromethane	EPA-8260	U	MG/KG	0.00069	09/23/2015	DLC
Trans-1,3-Dichloropropene	EPA-8260	U	MG/KG	0.00074	09/23/2015	DLC
4-Methyl-2-Pentanone	EPA-8260	U	MG/KG	0.00068	09/23/2015	DLC
Toluene	EPA-8260	U	MG/KG	0.00071	09/23/2015	DLC
Cis-1,3-Dichloropropene	EPA-8260	U	MG/KG	0.00071	09/23/2015	DLC
1,1,2-Trichloroethane	EPA-8260	U	MG/KG	0.00074	09/23/2015	DLC
2-Hexanone	EPA-8260	U	MG/KG	0.00048	09/23/2015	DLC
1,3-Dichloropropane	EPA-8260	U	MG/KG	0.00072	09/23/2015	DLC
Tetrachloroethylene	EPA-8260	U	MG/KG	0.000046	09/23/2015	DLC
Dibromochloromethane	EPA-8260	U	MG/KG	0.0011	09/23/2015	DLC
1,2-Dibromoethane	EPA-8260	U	MG/KG	0.000023	09/23/2015	DLC
Chlorobenzene	EPA-8260	U	MG/KG	0.00074	09/23/2015	DLC
1,1,1,2-Tetrachloroethane	EPA-8260	U	MG/KG	0.00057	09/23/2015	DLC
Ethylbenzene	EPA-8260	U	MG/KG	0.00072	09/23/2015	DLC
m,p-Xylene	EPA-8260	U	MG/KG	0.0013	09/23/2015	DLC
Styrene	EPA-8260	U	MG/KG	0.00056	09/23/2015	DLC
o-Xylene	EPA-8260	U	MG/KG	0.00062	09/23/2015	DLC
Bromoform	EPA-8260	U	MG/KG	0.00079	09/23/2015	DLC
Isopropylbenzene	EPA-8260	U	MG/KG	0.00060	09/23/2015	DLC
1,1,2,2-Tetrachloroethane	EPA-8260	U	MG/KG	0.00076	09/23/2015	DLC
1,2,3-Trichloropropane	EPA-8260	U	MG/KG	0.00080	09/23/2015	DLC
Bromobenzene	EPA-8260	U	MG/KG	0.00077	09/23/2015	DLC
N-Propyl Benzene	EPA-8260	U	MG/KG	0.00074	09/23/2015	DLC
2-Chlorotoluene	EPA-8260	U	MG/KG	0.00077	09/23/2015	DLC
1,3,5-Trimethylbenzene	EPA-8260	U	MG/KG	0.00055	09/23/2015	DLC
4-Chlorotoluene	EPA-8260	U	MG/KG	0.0011	09/23/2015	DLC
T-Butyl Benzene	EPA-8260	U	MG/KG	0.00071	09/23/2015	DLC
1,2,4-Trimethylbenzene	EPA-8260	U	MG/KG	0.00060	09/23/2015	DLC
S-Butyl Benzene	EPA-8260	U	MG/KG	0.00065	09/23/2015	DLC
P-Isopropyltoluene	EPA-8260	U	MG/KG	0.00053	09/23/2015	DLC
1,3-Dichlorobenzene	EPA-8260	U	MG/KG	0.00078	09/23/2015	DLC
1,4-Dichlorobenzene	EPA-8260	U	MG/KG	0.00072	09/23/2015	DLC
N-Butylbenzene	EPA-8260	U	MG/KG	0.00058	09/23/2015	DLC
1,2-Dichlorobenzene	EPA-8260	U	MG/KG	0.00078	09/23/2015	DLC



CERTIFICATE OF ANALYSIS

CLIENT: Terracon
21905 - 64th Ave W, Suite 100
Mountlake Terrace, WA 98043
CLIENT CONTACT: Mike Noll
CLIENT PROJECT: 81157132

DATE: 9/29/2015
ALS SDG#: EV15090099
WDOE ACCREDITATION: C601

LABORATORY BLANK RESULTS

MB-092215S - Batch 97402 - Soil by EPA-8260

1,2-Dibromo 3-Chloropropane	EPA-8260	U	MG/KG	0.00091	09/23/2015	DLC
1,2,4-Trichlorobenzene	EPA-8260	U	MG/KG	0.00068	09/23/2015	DLC
Hexachlorobutadiene	EPA-8260	U	MG/KG	0.00080	09/23/2015	DLC
Naphthalene	EPA-8260	U	MG/KG	0.00076	09/23/2015	DLC
1,2,3-Trichlorobenzene	EPA-8260	U	MG/KG	0.00072	09/23/2015	DLC

U - Analyte analyzed for but not detected at level above reporting limit.



CERTIFICATE OF ANALYSIS

CLIENT:	Terracon 21905 - 64th Ave W, Suite 100 Mountlake Terrace, WA 98043	DATE:	9/29/2015
CLIENT CONTACT:	Mike Noll	ALS SDG#:	EV15090099
CLIENT PROJECT:	81157132	WDOE ACCREDITATION:	C601

LABORATORY CONTROL SAMPLE RESULTS

ALS Test Batch ID: 97129 - Soil by EPA-8260

SPIKED COMPOUND	METHOD	%REC	RPD	QUAL	ANALYSIS DATE	ANALYSIS BY
1,1-Dichloroethene - BS	EPA-8260	108			09/15/2015	DLC
1,1-Dichloroethene - BSD	EPA-8260	108	0		09/15/2015	DLC
Benzene - BS	EPA-8260	109			09/15/2015	DLC
Benzene - BSD	EPA-8260	106	3		09/15/2015	DLC
Trichloroethene - BS	EPA-8260	107			09/15/2015	DLC
Trichloroethene - BSD	EPA-8260	105	2		09/15/2015	DLC
Toluene - BS	EPA-8260	102			09/15/2015	DLC
Toluene - BSD	EPA-8260	99.8	2		09/15/2015	DLC
Chlorobenzene - BS	EPA-8260	97.0			09/15/2015	DLC
Chlorobenzene - BSD	EPA-8260	95.9	1		09/15/2015	DLC

ALS Test Batch ID: 97399 - Soil by EPA-8260

SPIKED COMPOUND	METHOD	%REC	RPD	QUAL	ANALYSIS DATE	ANALYSIS BY
1,1-Dichloroethene - BS	EPA-8260	108			09/20/2015	DLC
1,1-Dichloroethene - BSD	EPA-8260	117	8		09/20/2015	DLC
Benzene - BS	EPA-8260	103			09/20/2015	DLC
Benzene - BSD	EPA-8260	110	7		09/20/2015	DLC
Trichloroethene - BS	EPA-8260	102			09/20/2015	DLC
Trichloroethene - BSD	EPA-8260	110	8		09/20/2015	DLC
Toluene - BS	EPA-8260	102			09/20/2015	DLC
Toluene - BSD	EPA-8260	112	9		09/20/2015	DLC
Chlorobenzene - BS	EPA-8260	104			09/20/2015	DLC
Chlorobenzene - BSD	EPA-8260	112	8		09/20/2015	DLC

ALS Test Batch ID: 97402 - Soil by EPA-8260

SPIKED COMPOUND	METHOD	%REC	RPD	QUAL	ANALYSIS DATE	ANALYSIS BY
1,1-Dichloroethene - BS	EPA-8260	112			09/23/2015	DLC
1,1-Dichloroethene - BSD	EPA-8260	108	3		09/23/2015	DLC
Benzene - BS	EPA-8260	110			09/23/2015	DLC
Benzene - BSD	EPA-8260	110	1		09/23/2015	DLC
Trichloroethene - BS	EPA-8260	108			09/23/2015	DLC
Trichloroethene - BSD	EPA-8260	108	1		09/23/2015	DLC
Toluene - BS	EPA-8260	104			09/23/2015	DLC
Toluene - BSD	EPA-8260	103	1		09/23/2015	DLC
Chlorobenzene - BS	EPA-8260	96.9			09/23/2015	DLC
Chlorobenzene - BSD	EPA-8260	98.1	1		09/23/2015	DLC

CERTIFICATE OF ANALYSIS

APPROVED BY



Laboratory Director



ALS Environmental
8620 Holly Drive, Suite 100
Everett, WA 98208
Phone (425) 356-2600
Fax (425) 356-2626
http://www.alsglobal.com

Chain Of Custody/ Laboratory Analysis Request

ALS Job# (Laboratory Use Only)

EV15090099

Date 09/16/15 Page 1 Of 5

PROJECT ID: <u>81157132</u>					ANALYSIS REQUESTED										OTHER (Specify)	
REPORT TO COMPANY: <u>TERRACON</u>					<input type="checkbox"/> NWTPH-HCID <input type="checkbox"/> NWTPH-DX <input type="checkbox"/> NWTPH-GX <input type="checkbox"/> BTEX by EPA-8021 <input type="checkbox"/> MTBE by EPA-8021 <input type="checkbox"/> EPA-8260 <input type="checkbox"/> Halogenated Volatiles by EPA 8260 <input type="checkbox"/> Volatile Organic Compounds by EPA 8260 <input type="checkbox"/> EDB / EDC by EPA 8260 SIM (water) <input type="checkbox"/> EDB / EDC by EPA 8260 (soil) <input type="checkbox"/> Semivolatile Organic Compounds by EPA 8270 <input type="checkbox"/> Polycyclic Aromatic Hydrocarbons (PAH) by EPA-8270 SIM <input type="checkbox"/> <input type="checkbox"/> PCB <input type="checkbox"/> Pesticides <input type="checkbox"/> by EPA 8081/8082 <input type="checkbox"/> Metals-MTCA-5 <input type="checkbox"/> RCRA-8 <input type="checkbox"/> Pri Pol <input type="checkbox"/> TAL <input type="checkbox"/> <input type="checkbox"/> Metals Other (Specify) <input type="checkbox"/> TCLP-Metals <input type="checkbox"/> VOA <input type="checkbox"/> Semi-Vol <input type="checkbox"/> Pest <input type="checkbox"/> Herbs <input type="checkbox"/>	<input type="checkbox"/> <u>HOLD</u> <input type="checkbox"/> <u>5-day Turn around</u> <input type="checkbox"/> <u>10-day Turn around</u>		NUMBER OF CONTAINERS RECEIVED IN GOOD CONDITION?								
PROJECT MANAGER: <u>MIKE NOLL</u>																
ADDRESS: <u>21905 109th Ave W. Suite 100</u>																
<u>MOUNTAIN VIEW TERRACE, WA 98403</u>																
PHONE: <u>425-711-3304</u> FAX:																
P.O. #: <u>81157132</u> E-MAIL: <u>info@tterracon.com</u>																
INVOICE TO COMPANY:																
ATTENTION:																
ADDRESS:																
SAMPLE I.D.	DATE	TIME	TYPE	LAB#												
1. SB-4 S3 @ 9.5-10'	09/16/15	1900	SOIL	1												4
2. SB-1 S1 @ 11.5'		0945	SOIL	2												4
3. SB-2 S2 @ 19-19.5'		1250	SOIL	3												1
4. SB-2 S5 @ 13-13.5'		1225	SOIL	4												4
5. SB-3 S2 @ 1.5-2'		1400	SOIL	5												4
6. SB-2 S7 @ 11.5-17'		1245	SOIL	6												4
7. SB-1 S7 @ 15-15.5'		1030	SOIL	7												4
8. SB-3 S3 @ 4.5-5.5'		1410	SOIL	8												4
9. SB-1 S2 @ 3.5-4.5'		0950	SOIL	9												4
10. SB-3 S4 @ 10-10.5'		1410	SOIL	10												4

SPECIAL INSTRUCTIONS: ● = Added 9/25/15 per Mike on 5 day TAT

SIGNATURES (Name, Company, Date, Time):
 1. Relinquished By: Adam [Signature] TERRACON, 9/16/15 17:15
 Received By: Shawn Robinson ACS 9/16/15 5:15pm
 2. Relinquished By: _____
 Received By: _____

TURNAROUND REQUESTED in Business Days*
 Organic, Metals & Inorganic Analysis
 10 Standard 3 2 1 SAME DAY
 Fuels & Hydrocarbon Analysis
 5 Standard 3 1 SAME DAY
 OTHER: See AVOVR

*Turnaround request less than standard may incur Rush Charges



ALS Environmental
 8620 Holly Drive, Suite 100
 Everett, WA 98208
 Phone (425) 356-2600
 Fax (425) 356-2626
 http://www.alsglobal.com

Chain Of Custody/ Laboratory Analysis Request

ALS Job# (Laboratory Use Only)

EVI 5090099

Date 09/16/15 Page 2 of 5

PROJECT ID: REPORT TO COMPANY: PROJECT MANAGER: ADDRESS: PHONE: FAX: P.O. #: E-MAIL: INVOICE TO COMPANY: ATTENTION: ADDRESS:					ANALYSIS REQUESTED													OTHER (Specify)									
SAMPLE I.D.	DATE	TIME	TYPE	LAB#	NWTPH-HCID	NWTPH-DX	NWTPH-CX	BTEX by EPA-8021	MTBE by EPA-8021 <input type="checkbox"/> EPA-8260 <input type="checkbox"/>	Halogenated Volatiles by EPA 8260	Volatile Organic Compounds by EPA 8260	EDB / EDC by EPA 8260 SIM (water)	EDB / EDC by EPA 8260 (soil)	Semivolatile Organic Compounds by EPA 8270	Polycyclic Aromatic Hydrocarbons (PAH) by EPA-8270 SIM <input type="checkbox"/>	PCB <input type="checkbox"/> Pesticides <input type="checkbox"/> by EPA 8081/8082	Metals-MTCA-5 <input type="checkbox"/> RCRA-8 <input type="checkbox"/> Prt Pol <input type="checkbox"/> TAL <input type="checkbox"/>	Metals Other (Specify)	TCLP-Metals <input type="checkbox"/> VOA <input type="checkbox"/> Semi-Vol <input type="checkbox"/> Pest <input type="checkbox"/> Herbs <input type="checkbox"/>	HOLD	5-Hour Turnaround	11-DAY Turnaround	NUMBER OF CONTAINERS	RECEIVED IN GOOD CONDITION?			
1. SB-5 S-1 @ 1-2'		1520	SOIL	11																					A		
2. SB-2 S-4 @ 10-10.5'		1705	SOIL	12																						A	
3. SB-2 S-9 @ 13.5-24'		1500	SOIL	13																X						A	
4. SB-4 S-2 @ 4.5-5.0'		1500	SOIL	14																						A	
5. SB-1 S-9 @ 5.5-6'		1800	SOIL	15																						A	
6. SB-3 S-7 @ 5.5-10'		1420	SOIL	16																						A	
7. SB-4 S-1 @ 1-1.5'		1453	SOIL	17																						A	
8. SB-1 S-4 @ 7.5-8'		1010	SOIL	18																X						A	
9. SB-3 S-9 @ 13.5-24'		14:25	SOIL	19																X						A	
10. SB-1 S-4 @ 9.5-10'		1015	SOIL	20																X						A	

SPECIAL INSTRUCTIONS VOC BY EPCO - ONLY

SIGNATURES (Name, Company, Date, Time)

1. Relinquished By: Adam Sampa, TERRACON, 9/16/15, 17:15

Received By: Steven Robinson, ALS, 9/16/15 5:15pm

2. Relinquished By: _____

Received By: _____

TURNAROUND REQUESTED in Business Days*

Organic, Metals & Inorganic Analysis

OTHER: _____

Specify: See above

Fuels & Hydrocarbon Analysis

*Turnaround request less than standard may incur Rush Charges



ALS Environmental
 8620 Holly Drive, Suite 100
 Everett, WA 98208
 Phone (425) 356-2600
 Fax (425) 356-2626
 http://www.alsglobal.com

Chain Of Custody/ Laboratory Analysis Request

ALS Job# (Laboratory Use Only)

EV/5090099

Date 9/16/15 Page 3 of 5

PROJECT ID: REPORT TO COMPANY: PROJECT MANAGER: ADDRESS: PHONE: FAX: P.O. #: E-MAIL: INVOICE TO COMPANY: ATTENTION: ADDRESS:					ANALYSIS REQUESTED													OTHER (Specify)				
SAMPLE I.D.	DATE	TIME	TYPE	LAB#	NWTPH-HCID	NWTPH-DX	NWTPH-CX	BTEX by EPA-8021	MTBE by EPA-8021 <input type="checkbox"/> EPA-8260 <input type="checkbox"/>	Halogenated Volatiles by EPA 8260	Volatile Organic Compounds by EPA 8260	EDB / EDC by EPA 8260 SIM (water)	EDB / EDC by EPA 8260 (soil)	Semivolatile Organic Compounds by EPA 8270	Polycyclic Aromatic Hydrocarbons (PAH) by EPA-8270 SIM <input type="checkbox"/>	PCB <input type="checkbox"/> Pesticides <input type="checkbox"/> by EPA 8081/8082	Metals-MTCA-5 <input type="checkbox"/> RCRA-8 <input type="checkbox"/> Pri Pol <input type="checkbox"/> TAL <input type="checkbox"/>	Metals Other (Specify)	TCLP-Metals <input type="checkbox"/> VOA <input type="checkbox"/> Semi-Vol <input type="checkbox"/> Pest <input type="checkbox"/> Herbs <input type="checkbox"/>	NUMBER OF CONTAINERS	RECEIVED IN GOOD CONDITION?	
1. SB-3-S-VEN-945	9/16/15	1415	SOIL	21							X										A	
2. SB-1-S-V@12-12.5'		1020	SOIL	22							X										A	
3. SB-2-S-18-1-1.5'		1145	SOIL	23						X											A	
4. SB-3-S-1@2-2.5'		1400	SOIL	24						X											A	
5. SB-3-S-8@19-20'		1425	SOIL	25						X											A	
6. SB-2-S-3@5-5.5'		1200	SOIL	26						X											A	
7. SB-2-S-6@15-15.5'		1230	SOIL	27						X											A	
8. SB-3-S-5-12.5-13'		1415	SOIL	28						X											A	
9. SB-2-S-1@2-2.5'		1150	SOIL	29						X											A	
10. SB-2-S-2@1-1.5'		1535	SOIL	30						X											A	

SPECIAL INSTRUCTIONS

SIGNATURES (Name, Company, Date, Time):
 1. Relinquished By: [Signature] 7000000, 9/16/15, 17:15
 Received By: [Signature] ALS 9/16/15 5:15pm
 2. Relinquished By: _____
 Received By: _____

TURNAROUND REQUESTED in Business Days*
 OTHER: _____
 Specify: SEE ABOVE

Organic, Metals & Inorganic Analysis
 10 Standard 3 2 1 SAME DAY

Fuels & Hydrocarbon Analysis
 5 Standard 3 1 SAME DAY

*Turnaround request less than standard may incur Rush Charges



ALS Environmental
 8620 Holly Drive, Suite 100
 Everett, WA 98208
 Phone (425) 356-2600
 Fax (425) 356-2626
 http://www.alsglobal.com

Chain Of Custody/ Laboratory Analysis Request

ALS Job# (Laboratory Use Only)

EV15090099

Date 9/16/15 Page 4 Of 5

PROJECT ID: REPORT TO COMPANY: PROJECT MANAGER: ADDRESS: PHONE: FAX: P.O. #: E-MAIL: INVOICE TO COMPANY: ATTENTION: ADDRESS:					ANALYSIS REQUESTED													OTHER (Specify)					
SAMPLE I.D.	DATE	TIME	TYPE	LAB#	NWTPH-HCID	NWTPH-DX	NWTPH-GX	BTEX by EPA-8021	MTBE by EPA-8021 <input type="checkbox"/> EPA-8260 <input type="checkbox"/>	Halogenated Volatiles by EPA 8260	Volatile Organic Compounds by EPA 8260	EDB / EDC by EPA 8260 SIM (water)	EDB / EDC by EPA 8260 (soil)	Semivolatile Organic Compounds by EPA 8270	Polycyclic Aromatic Hydrocarbons (PAH) by EPA-8270 SIM <input type="checkbox"/>	PCB <input type="checkbox"/> Pesticides <input type="checkbox"/> by EPA 8081/8082	Metals-MTCA-5 <input type="checkbox"/> RCRA-8 <input type="checkbox"/> Pri Pol <input type="checkbox"/> TAL <input type="checkbox"/>	Metals Other (Specify)	TCLP-Metals <input type="checkbox"/> VOA <input type="checkbox"/> Semi-Vol <input type="checkbox"/> Pest <input type="checkbox"/> Herbs <input type="checkbox"/>	Hold	NUMBER OF CONTAINERS	RECEIVED IN GOOD CONDITION?	
1. DPI-5'	9/16/15	8:25	Soil	31							X											4	
2. DPIA-10'		10:15		32							X											4	
3. DPI-15'		8:50		33							X											4	
4. DPI-20'		9:20		34																X		4	
5. DPI-24'		9:36		35																X		4	
6. DP2-5'		11:00		36							X											4	
7. DP2-10'		11:10		37							X											4	
8. DP2-15'		11:20		38							X											4	
9. DP2-20'		11:40		39																X		4	
10. DP2-24'		12:00		40																X		4	

SPECIAL INSTRUCTIONS

SIGNATURES (Name, Company, Date, Time):

1. Relinquished By: Adam Smith, TERRACON, 9/16/15, 17:15
 Received By: Shawn Robinson ALS 9/16/15, 5:15pm

2. Relinquished By: _____
 Received By: _____

TURNAROUND REQUESTED in Business Days*

Organic, Metals & Inorganic Analysis
 10 Standard 5 3 2 1 SAME DAY

Fuels & Hydrocarbon Analysis
 5 Standard 3 1 SAME DAY

OTHER:
 Specify: For this page 5day.

*Turnaround request less than standard may incur Rush Charges



ALS Environmental
 8620 Holly Drive, Suite 100
 Everett, WA 98208
 Phone (425) 356-2600
 Fax (425) 356-2626
 http://www.alsglobal.com

Chain Of Custody/ Laboratory Analysis Request

ALS Job# (Laboratory Use Only)

EV15090099

Date 9/16/15 Page 5 Of 5

PROJECT ID: REPORT TO COMPANY: PROJECT MANAGER: ADDRESS: PHONE: _____ FAX: _____ P.O. #: _____ E-MAIL: _____ INVOICE TO COMPANY: ATTENTION: ADDRESS:					ANALYSIS REQUESTED												OTHER (Specify)							
SAMPLE I.D.	DATE	TIME	TYPE	LAB#	NWTPH-HCID	NWTPH-DX	NWTPH-GX	BTEX by EPA-8021	MTBE by EPA-8021 <input type="checkbox"/> EPA-8260 <input type="checkbox"/>	Halogenated Volatiles by EPA 8260	Volatile Organic Compounds by EPA 8260	EDB / EDC by EPA 8260 SIM (water)	EDB / EDC by EPA 8260 (soil)	Semivolatile Organic Compounds by EPA 8270	Polycyclic Aromatic Hydrocarbons (PAH) by EPA-8270 SIM <input type="checkbox"/>	PCB <input type="checkbox"/> Pesticides <input type="checkbox"/> by EPA 8081/8082	Metals-MTCA-5 <input type="checkbox"/> RCRA-8 <input type="checkbox"/> Pri Pol <input type="checkbox"/> TAL <input type="checkbox"/>	Metals Other (Specify)	TCLP-Metals <input type="checkbox"/> VOA <input type="checkbox"/> Semi-Vol <input type="checkbox"/> Pest <input type="checkbox"/> Herbs <input type="checkbox"/>			NUMBER OF CONTAINERS	RECEIVED IN GOOD CONDITION?	
1. DP3-5'	9/16/15	13:00	Soil	41							X												4	
2. DP3-8'		13:10		42							X												4	
3. DP3-11.5'		13:14		43							X												4	
4. DP3-13'		13:23		44							X												4	
5. DP3-14.5'		13:35		45							X												4	
6. DP3-20'		13:45		46							X										X		4	
7. DP3-24'		14:00		47							X										X		4	
8.																								
9.																								
10.																								

SPECIAL INSTRUCTIONS

SIGNATURES (Name, Company, Date, Time):

1. Relinquished By: Adam Stanfer TERRACON 9/16/15, 17:15
 Received By: Shawn Robson ALS 9/16/15 5:15 pm

2. Relinquished By: _____
 Received By: _____

TURNAROUND REQUESTED in Business Days*

Organic, Metals & Inorganic Analysis
 10 Standard 5 3 2 1 SAME DAY

Fuels & Hydrocarbon Analysis
 5 Standard 3 1 SAME DAY

OTHER:
 Specify: _____



October 13, 2015

Mr. Mike Noll
Terracon
21905 - 64th Ave W, Suite 100
Mountlake Terrace, WA 98043

Dear Mr. Noll,

On September 16th, 2 samples were received by our laboratory and assigned our laboratory project number EV15090100. The project was identified as your View Ridge Plaza / 81157132. The sample identification and requested analyses are outlined on the attached chain of custody record.

No abnormalities or nonconformances were observed during the analyses of the project samples.

Please do not hesitate to call me if you have any questions or if I can be of further assistance.

Sincerely,

ALS Laboratory Group

Rick Bagan
Laboratory Director



CERTIFICATE OF ANALYSIS

CLIENT:	Terracon 21905 - 64th Ave W, Suite 100 Mountlake Terrace, WA 98043	DATE:	10/13/2015
CLIENT CONTACT:	Mike Noll	ALS JOB#:	EV15090100
CLIENT PROJECT:	View Ridge Plaza / 81157132	ALS SAMPLE#:	EV15090100-01
CLIENT SAMPLE ID	DP4-V	DATE RECEIVED:	09/16/2015
		COLLECTION DATE:	9/16/2015 3:43:00 PM
		WDOE ACCREDITATION:	C601

SAMPLE DATA RESULTS

ANALYTE	METHOD	RESULTS	REPORTING LIMITS	DILUTION FACTOR	UNITS	ANALYSIS DATE	ANALYSIS BY
Dichlorodifluoromethane	EPA-8260	ND	200	1	UG/M3	09/17/2015	DLC
Chloromethane	EPA-8260	ND	200	1	UG/M3	09/17/2015	DLC
Vinyl Chloride	EPA-8260	ND	20	1	UG/M3	09/17/2015	DLC
Bromomethane	EPA-8260	ND	200	1	UG/M3	09/17/2015	DLC
Chloroethane	EPA-8260	ND	200	1	UG/M3	09/17/2015	DLC
Carbon Tetrachloride	EPA-8260	ND	200	1	UG/M3	09/17/2015	DLC
Trichlorofluoromethane	EPA-8260	ND	200	1	UG/M3	09/17/2015	DLC
Carbon Disulfide	EPA-8260	ND	200	1	UG/M3	09/17/2015	DLC
Acetone	EPA-8260	ND	2500	1	UG/M3	09/17/2015	DLC
1,1-Dichloroethene	EPA-8260	ND	200	1	UG/M3	09/17/2015	DLC
Methylene Chloride	EPA-8260	ND	500	1	UG/M3	09/17/2015	DLC
Acrylonitrile	EPA-8260	ND	1000	1	UG/M3	09/17/2015	DLC
Methyl T-Butyl Ether	EPA-8260	ND	200	1	UG/M3	09/17/2015	DLC
Trans-1,2-Dichloroethene	EPA-8260	ND	200	1	UG/M3	09/17/2015	DLC
1,1-Dichloroethane	EPA-8260	ND	200	1	UG/M3	09/17/2015	DLC
2-Butanone	EPA-8260	ND	1000	1	UG/M3	09/17/2015	DLC
Cis-1,2-Dichloroethene	EPA-8260	ND	200	1	UG/M3	09/17/2015	DLC
2,2-Dichloropropane	EPA-8260	ND	200	1	UG/M3	09/17/2015	DLC
Bromochloromethane	EPA-8260	ND	200	1	UG/M3	09/17/2015	DLC
Chloroform	EPA-8260	ND	200	1	UG/M3	09/17/2015	DLC
1,1,1-Trichloroethane	EPA-8260	ND	200	1	UG/M3	09/17/2015	DLC
1,1-Dichloropropene	EPA-8260	ND	200	1	UG/M3	09/17/2015	DLC
1,2-Dichloroethane	EPA-8260	ND	200	1	UG/M3	09/17/2015	DLC
Benzene	EPA-8260	ND	200	1	UG/M3	09/17/2015	DLC
Trichloroethene	EPA-8260	ND	200	1	UG/M3	09/17/2015	DLC
1,2-Dichloropropane	EPA-8260	ND	200	1	UG/M3	09/17/2015	DLC
Dibromomethane	EPA-8260	ND	200	1	UG/M3	09/17/2015	DLC
Bromodichloromethane	EPA-8260	ND	200	1	UG/M3	09/17/2015	DLC
Trans-1,3-Dichloropropene	EPA-8260	ND	200	1	UG/M3	09/17/2015	DLC
4-Methyl-2-Pentanone	EPA-8260	ND	1000	1	UG/M3	09/17/2015	DLC
Toluene	EPA-8260	ND	200	1	UG/M3	09/17/2015	DLC
Cis-1,3-Dichloropropene	EPA-8260	ND	200	1	UG/M3	09/17/2015	DLC
1,1,2-Trichloroethane	EPA-8260	ND	200	1	UG/M3	09/17/2015	DLC
2-Hexanone	EPA-8260	ND	1000	1	UG/M3	09/17/2015	DLC
1,3-Dichloropropane	EPA-8260	ND	200	1	UG/M3	09/17/2015	DLC
Tetrachloroethylene	EPA-8260	ND	200	1	UG/M3	09/17/2015	DLC
Dibromochloromethane	EPA-8260	ND	200	1	UG/M3	09/17/2015	DLC
1,2-Dibromoethane	EPA-8260	ND	200	1	UG/M3	09/17/2015	DLC



CERTIFICATE OF ANALYSIS

CLIENT:	Terracon 21905 - 64th Ave W, Suite 100 Mountlake Terrace, WA 98043	DATE:	10/13/2015
CLIENT CONTACT:	Mike Noll	ALS JOB#:	EV15090100
CLIENT PROJECT:	View Ridge Plaza / 81157132	ALS SAMPLE#:	EV15090100-01
CLIENT SAMPLE ID	DP4-V	DATE RECEIVED:	09/16/2015
		COLLECTION DATE:	9/16/2015 3:43:00 PM
		WDOE ACCREDITATION:	C601

SAMPLE DATA RESULTS

ANALYTE	METHOD	RESULTS	REPORTING LIMITS	DILUTION FACTOR	UNITS	ANALYSIS DATE	ANALYSIS BY
Chlorobenzene	EPA-8260	ND	200	1	UG/M3	09/17/2015	DLC
1,1,1,2-Tetrachloroethane	EPA-8260	ND	200	1	UG/M3	09/17/2015	DLC
Ethylbenzene	EPA-8260	ND	200	1	UG/M3	09/17/2015	DLC
m,p-Xylene	EPA-8260	ND	400	1	UG/M3	09/17/2015	DLC
Styrene	EPA-8260	ND	200	1	UG/M3	09/17/2015	DLC
o-Xylene	EPA-8260	ND	200	1	UG/M3	09/17/2015	DLC
Bromoform	EPA-8260	ND	200	1	UG/M3	09/17/2015	DLC
Isopropylbenzene	EPA-8260	ND	200	1	UG/M3	09/17/2015	DLC
1,1,1,2,2-Tetrachloroethane	EPA-8260	ND	200	1	UG/M3	09/17/2015	DLC
1,2,3-Trichloropropane	EPA-8260	ND	200	1	UG/M3	09/17/2015	DLC
Bromobenzene	EPA-8260	ND	200	1	UG/M3	09/17/2015	DLC
N-Propyl Benzene	EPA-8260	ND	200	1	UG/M3	09/17/2015	DLC
2-Chlorotoluene	EPA-8260	ND	200	1	UG/M3	09/17/2015	DLC
1,3,5-Trimethylbenzene	EPA-8260	ND	200	1	UG/M3	09/17/2015	DLC
4-Chlorotoluene	EPA-8260	ND	200	1	UG/M3	09/17/2015	DLC
T-Butyl Benzene	EPA-8260	ND	200	1	UG/M3	09/17/2015	DLC
1,2,4-Trimethylbenzene	EPA-8260	ND	200	1	UG/M3	09/17/2015	DLC
S-Butyl Benzene	EPA-8260	ND	200	1	UG/M3	09/17/2015	DLC
P-Isopropyltoluene	EPA-8260	ND	200	1	UG/M3	09/17/2015	DLC
1,3-Dichlorobenzene	EPA-8260	ND	200	1	UG/M3	09/17/2015	DLC
1,4-Dichlorobenzene	EPA-8260	ND	200	1	UG/M3	09/17/2015	DLC
N-Butylbenzene	EPA-8260	ND	200	1	UG/M3	09/17/2015	DLC
1,2-Dichlorobenzene	EPA-8260	ND	200	1	UG/M3	09/17/2015	DLC
1,2-Dibromo 3-Chloropropane	EPA-8260	ND	1000	1	UG/M3	09/17/2015	DLC
1,2,4-Trichlorobenzene	EPA-8260	ND	200	1	UG/M3	09/17/2015	DLC
Hexachlorobutadiene	EPA-8260	ND	200	1	UG/M3	09/17/2015	DLC
Naphthalene	EPA-8260	ND	200	1	UG/M3	09/17/2015	DLC
1,2,3-Trichlorobenzene	EPA-8260	ND	200	1	UG/M3	09/17/2015	DLC

SURROGATE	METHOD	%REC	ANALYSIS DATE	ANALYSIS BY
1,2-Dichloroethane-d4	EPA-8260	97.4	09/17/2015	DLC
Toluene-d8	EPA-8260	99.9	09/17/2015	DLC
4-Bromofluorobenzene	EPA-8260	97.7	09/17/2015	DLC

U - Analyte analyzed for but not detected at level above reporting limit.



CERTIFICATE OF ANALYSIS

CLIENT:	Terracon 21905 - 64th Ave W, Suite 100 Mountlake Terrace, WA 98043	DATE:	10/13/2015
CLIENT CONTACT:	Mike Noll	ALS JOB#:	EV15090100
CLIENT PROJECT:	View Ridge Plaza / 81157132	ALS SAMPLE#:	EV15090100-02
CLIENT SAMPLE ID	DP5-V	DATE RECEIVED:	09/16/2015
		COLLECTION DATE:	9/16/2015 3:55:00 PM
		WDOE ACCREDITATION:	C601

SAMPLE DATA RESULTS

ANALYTE	METHOD	RESULTS	REPORTING LIMITS	DILUTION FACTOR	UNITS	ANALYSIS DATE	ANALYSIS BY
Dichlorodifluoromethane	EPA-8260	ND	200	1	UG/M3	09/17/2015	DLC
Chloromethane	EPA-8260	ND	200	1	UG/M3	09/17/2015	DLC
Vinyl Chloride	EPA-8260	ND	20	1	UG/M3	09/17/2015	DLC
Bromomethane	EPA-8260	ND	200	1	UG/M3	09/17/2015	DLC
Chloroethane	EPA-8260	ND	200	1	UG/M3	09/17/2015	DLC
Carbon Tetrachloride	EPA-8260	ND	200	1	UG/M3	09/17/2015	DLC
Trichlorofluoromethane	EPA-8260	ND	200	1	UG/M3	09/17/2015	DLC
Carbon Disulfide	EPA-8260	ND	200	1	UG/M3	09/17/2015	DLC
Acetone	EPA-8260	ND	2500	1	UG/M3	09/17/2015	DLC
1,1-Dichloroethene	EPA-8260	ND	200	1	UG/M3	09/17/2015	DLC
Methylene Chloride	EPA-8260	ND	500	1	UG/M3	09/17/2015	DLC
Acrylonitrile	EPA-8260	ND	1000	1	UG/M3	09/17/2015	DLC
Methyl T-Butyl Ether	EPA-8260	ND	200	1	UG/M3	09/17/2015	DLC
Trans-1,2-Dichloroethene	EPA-8260	ND	200	1	UG/M3	09/17/2015	DLC
1,1-Dichloroethane	EPA-8260	ND	200	1	UG/M3	09/17/2015	DLC
2-Butanone	EPA-8260	ND	1000	1	UG/M3	09/17/2015	DLC
Cis-1,2-Dichloroethene	EPA-8260	ND	200	1	UG/M3	09/17/2015	DLC
2,2-Dichloropropane	EPA-8260	ND	200	1	UG/M3	09/17/2015	DLC
Bromochloromethane	EPA-8260	ND	200	1	UG/M3	09/17/2015	DLC
Chloroform	EPA-8260	ND	200	1	UG/M3	09/17/2015	DLC
1,1,1-Trichloroethane	EPA-8260	ND	200	1	UG/M3	09/17/2015	DLC
1,1-Dichloropropene	EPA-8260	ND	200	1	UG/M3	09/17/2015	DLC
1,2-Dichloroethane	EPA-8260	ND	200	1	UG/M3	09/17/2015	DLC
Benzene	EPA-8260	ND	200	1	UG/M3	09/17/2015	DLC
Trichloroethene	EPA-8260	ND	200	1	UG/M3	09/17/2015	DLC
1,2-Dichloropropane	EPA-8260	ND	200	1	UG/M3	09/17/2015	DLC
Dibromomethane	EPA-8260	ND	200	1	UG/M3	09/17/2015	DLC
Bromodichloromethane	EPA-8260	ND	200	1	UG/M3	09/17/2015	DLC
Trans-1,3-Dichloropropene	EPA-8260	ND	200	1	UG/M3	09/17/2015	DLC
4-Methyl-2-Pentanone	EPA-8260	ND	1000	1	UG/M3	09/17/2015	DLC
Toluene	EPA-8260	ND	200	1	UG/M3	09/17/2015	DLC
Cis-1,3-Dichloropropene	EPA-8260	ND	200	1	UG/M3	09/17/2015	DLC
1,1,2-Trichloroethane	EPA-8260	ND	200	1	UG/M3	09/17/2015	DLC
2-Hexanone	EPA-8260	ND	1000	1	UG/M3	09/17/2015	DLC
1,3-Dichloropropane	EPA-8260	ND	200	1	UG/M3	09/17/2015	DLC
Tetrachloroethylene	EPA-8260	ND	200	1	UG/M3	09/17/2015	DLC
Dibromochloromethane	EPA-8260	ND	200	1	UG/M3	09/17/2015	DLC
1,2-Dibromoethane	EPA-8260	ND	200	1	UG/M3	09/17/2015	DLC
Chlorobenzene	EPA-8260	ND	200	1	UG/M3	09/17/2015	DLC



CERTIFICATE OF ANALYSIS

CLIENT:	Terracon 21905 - 64th Ave W, Suite 100 Mountlake Terrace, WA 98043	DATE:	10/13/2015
CLIENT CONTACT:	Mike Noll	ALS JOB#:	EV15090100
CLIENT PROJECT:	View Ridge Plaza / 81157132	ALS SAMPLE#:	EV15090100-02
CLIENT SAMPLE ID	DP5-V	DATE RECEIVED:	09/16/2015
		COLLECTION DATE:	9/16/2015 3:55:00 PM
		WDOE ACCREDITATION:	C601

SAMPLE DATA RESULTS

ANALYTE	METHOD	RESULTS	REPORTING LIMITS	DILUTION FACTOR	UNITS	ANALYSIS DATE	ANALYSIS BY
1,1,1,2-Tetrachloroethane	EPA-8260	ND	200	1	UG/M3	09/17/2015	DLC
Ethylbenzene	EPA-8260	ND	200	1	UG/M3	09/17/2015	DLC
m,p-Xylene	EPA-8260	ND	400	1	UG/M3	09/17/2015	DLC
Styrene	EPA-8260	ND	200	1	UG/M3	09/17/2015	DLC
o-Xylene	EPA-8260	ND	200	1	UG/M3	09/17/2015	DLC
Bromoform	EPA-8260	ND	200	1	UG/M3	09/17/2015	DLC
Isopropylbenzene	EPA-8260	ND	200	1	UG/M3	09/17/2015	DLC
1,1,2,2-Tetrachloroethane	EPA-8260	ND	200	1	UG/M3	09/17/2015	DLC
1,2,3-Trichloropropane	EPA-8260	ND	200	1	UG/M3	09/17/2015	DLC
Bromobenzene	EPA-8260	ND	200	1	UG/M3	09/17/2015	DLC
N-Propyl Benzene	EPA-8260	ND	200	1	UG/M3	09/17/2015	DLC
2-Chlorotoluene	EPA-8260	ND	200	1	UG/M3	09/17/2015	DLC
1,3,5-Trimethylbenzene	EPA-8260	ND	200	1	UG/M3	09/17/2015	DLC
4-Chlorotoluene	EPA-8260	ND	200	1	UG/M3	09/17/2015	DLC
T-Butyl Benzene	EPA-8260	ND	200	1	UG/M3	09/17/2015	DLC
1,2,4-Trimethylbenzene	EPA-8260	ND	200	1	UG/M3	09/17/2015	DLC
S-Butyl Benzene	EPA-8260	ND	200	1	UG/M3	09/17/2015	DLC
P-Isopropyltoluene	EPA-8260	ND	200	1	UG/M3	09/17/2015	DLC
1,3-Dichlorobenzene	EPA-8260	ND	200	1	UG/M3	09/17/2015	DLC
1,4-Dichlorobenzene	EPA-8260	ND	200	1	UG/M3	09/17/2015	DLC
N-Butylbenzene	EPA-8260	ND	200	1	UG/M3	09/17/2015	DLC
1,2-Dichlorobenzene	EPA-8260	ND	200	1	UG/M3	09/17/2015	DLC
1,2-Dibromo 3-Chloropropane	EPA-8260	ND	1000	1	UG/M3	09/17/2015	DLC
1,2,4-Trichlorobenzene	EPA-8260	ND	200	1	UG/M3	09/17/2015	DLC
Hexachlorobutadiene	EPA-8260	ND	200	1	UG/M3	09/17/2015	DLC
Naphthalene	EPA-8260	ND	200	1	UG/M3	09/17/2015	DLC
1,2,3-Trichlorobenzene	EPA-8260	ND	200	1	UG/M3	09/17/2015	DLC

SURROGATE	METHOD	%REC	ANALYSIS DATE	ANALYSIS BY
1,2-Dichloroethane-d4	EPA-8260	101	09/17/2015	DLC
Toluene-d8	EPA-8260	102	09/17/2015	DLC
4-Bromofluorobenzene	EPA-8260	98.8	09/17/2015	DLC

U - Analyte analyzed for but not detected at level above reporting limit.



CERTIFICATE OF ANALYSIS

CLIENT: Terracon
 21905 - 64th Ave W, Suite 100
 Mountlake Terrace, WA 98043

CLIENT CONTACT: Mike Noll
 CLIENT PROJECT: View Ridge Plaza / 81157132

DATE: 10/13/2015
 ALS SDG#: EV15090100
 WDOE ACCREDITATION: C601

LABORATORY BLANK RESULTS

MB-091715A - Batch 97200 - Air by EPA-8260

ANALYTE	METHOD	RESULTS	QUAL	UNITS	REPORTING	ANALYSIS	ANALYSIS
					LIMITS	DATE	BY
Dichlorodifluoromethane	EPA-8260	U		UG/M3	200	09/17/2015	DLC
Chloromethane	EPA-8260	U		UG/M3	200	09/17/2015	DLC
Vinyl Chloride	EPA-8260	U		UG/M3	20	09/17/2015	DLC
Bromomethane	EPA-8260	U		UG/M3	200	09/17/2015	DLC
Chloroethane	EPA-8260	U		UG/M3	200	09/17/2015	DLC
Carbon Tetrachloride	EPA-8260	U		UG/M3	200	09/17/2015	DLC
Trichlorofluoromethane	EPA-8260	U		UG/M3	200	09/17/2015	DLC
Carbon Disulfide	EPA-8260	U		UG/M3	200	09/17/2015	DLC
Acetone	EPA-8260	U		UG/M3	2500	09/17/2015	DLC
1,1-Dichloroethene	EPA-8260	U		UG/M3	200	09/17/2015	DLC
Methylene Chloride	EPA-8260	U		UG/M3	500	09/17/2015	DLC
Acrylonitrile	EPA-8260	U		UG/M3	1000	09/17/2015	DLC
Methyl T-Butyl Ether	EPA-8260	U		UG/M3	200	09/17/2015	DLC
Trans-1,2-Dichloroethene	EPA-8260	U		UG/M3	200	09/17/2015	DLC
1,1-Dichloroethane	EPA-8260	U		UG/M3	200	09/17/2015	DLC
2-Butanone	EPA-8260	U		UG/M3	1000	09/17/2015	DLC
Cis-1,2-Dichloroethene	EPA-8260	U		UG/M3	200	09/17/2015	DLC
2,2-Dichloropropane	EPA-8260	U		UG/M3	200	09/17/2015	DLC
Bromochloromethane	EPA-8260	U		UG/M3	200	09/17/2015	DLC
Chloroform	EPA-8260	U		UG/M3	200	09/17/2015	DLC
1,1,1-Trichloroethane	EPA-8260	U		UG/M3	200	09/17/2015	DLC
1,1-Dichloropropene	EPA-8260	U		UG/M3	200	09/17/2015	DLC
1,2-Dichloroethane	EPA-8260	U		UG/M3	200	09/17/2015	DLC
Benzene	EPA-8260	U		UG/M3	200	09/17/2015	DLC
Trichloroethene	EPA-8260	U		UG/M3	200	09/17/2015	DLC
1,2-Dichloropropane	EPA-8260	U		UG/M3	200	09/17/2015	DLC
Dibromomethane	EPA-8260	U		UG/M3	200	09/17/2015	DLC
Bromodichloromethane	EPA-8260	U		UG/M3	200	09/17/2015	DLC
Trans-1,3-Dichloropropene	EPA-8260	U		UG/M3	200	09/17/2015	DLC
4-Methyl-2-Pentanone	EPA-8260	U		UG/M3	1000	09/17/2015	DLC
Toluene	EPA-8260	U		UG/M3	200	09/17/2015	DLC
Cis-1,3-Dichloropropene	EPA-8260	U		UG/M3	200	09/17/2015	DLC
1,1,2-Trichloroethane	EPA-8260	U		UG/M3	200	09/17/2015	DLC
2-Hexanone	EPA-8260	U		UG/M3	1000	09/17/2015	DLC
1,3-Dichloropropane	EPA-8260	U		UG/M3	200	09/17/2015	DLC
Tetrachloroethylene	EPA-8260	U		UG/M3	200	09/17/2015	DLC
Dibromochloromethane	EPA-8260	U		UG/M3	200	09/17/2015	DLC
1,2-Dibromoethane	EPA-8260	U		UG/M3	200	09/17/2015	DLC
Chlorobenzene	EPA-8260	U		UG/M3	200	09/17/2015	DLC



CERTIFICATE OF ANALYSIS

CLIENT:	Terracon 21905 - 64th Ave W, Suite 100 Mountlake Terrace, WA 98043	DATE:	10/13/2015
CLIENT CONTACT:	Mike Noll	ALS SDG#:	EV15090100
CLIENT PROJECT:	View Ridge Plaza / 81157132	WDOE ACCREDITATION:	C601

LABORATORY BLANK RESULTS

MB-091715A - Batch 97200 - Air by EPA-8260

1,1,1,2-Tetrachloroethane	EPA-8260	U	UG/M3	200	09/17/2015	DLC
Ethylbenzene	EPA-8260	U	UG/M3	200	09/17/2015	DLC
m,p-Xylene	EPA-8260	U	UG/M3	400	09/17/2015	DLC
Styrene	EPA-8260	U	UG/M3	200	09/17/2015	DLC
o-Xylene	EPA-8260	U	UG/M3	200	09/17/2015	DLC
Bromoform	EPA-8260	U	UG/M3	200	09/17/2015	DLC
Isopropylbenzene	EPA-8260	U	UG/M3	200	09/17/2015	DLC
1,1,1,2-Tetrachloroethane	EPA-8260	U	UG/M3	200	09/17/2015	DLC
1,2,3-Trichloropropane	EPA-8260	U	UG/M3	200	09/17/2015	DLC
Bromobenzene	EPA-8260	U	UG/M3	200	09/17/2015	DLC
N-Propyl Benzene	EPA-8260	U	UG/M3	200	09/17/2015	DLC
2-Chlorotoluene	EPA-8260	U	UG/M3	200	09/17/2015	DLC
1,3,5-Trimethylbenzene	EPA-8260	U	UG/M3	200	09/17/2015	DLC
4-Chlorotoluene	EPA-8260	U	UG/M3	200	09/17/2015	DLC
T-Butyl Benzene	EPA-8260	U	UG/M3	200	09/17/2015	DLC
1,2,4-Trimethylbenzene	EPA-8260	U	UG/M3	200	09/17/2015	DLC
S-Butyl Benzene	EPA-8260	U	UG/M3	200	09/17/2015	DLC
P-Isopropyltoluene	EPA-8260	U	UG/M3	200	09/17/2015	DLC
1,3-Dichlorobenzene	EPA-8260	U	UG/M3	200	09/17/2015	DLC
1,4-Dichlorobenzene	EPA-8260	U	UG/M3	200	09/17/2015	DLC
N-Butylbenzene	EPA-8260	U	UG/M3	200	09/17/2015	DLC
1,2-Dichlorobenzene	EPA-8260	U	UG/M3	200	09/17/2015	DLC
1,2-Dibromo 3-Chloropropane	EPA-8260	U	UG/M3	1000	09/17/2015	DLC
1,2,4-Trichlorobenzene	EPA-8260	U	UG/M3	200	09/17/2015	DLC
Hexachlorobutadiene	EPA-8260	U	UG/M3	200	09/17/2015	DLC
Naphthalene	EPA-8260	U	UG/M3	200	09/17/2015	DLC
1,2,3-Trichlorobenzene	EPA-8260	U	UG/M3	200	09/17/2015	DLC

U - Analyte analyzed for but not detected at level above reporting limit.

CERTIFICATE OF ANALYSIS

CLIENT:	Terracon 21905 - 64th Ave W, Suite 100 Mountlake Terrace, WA 98043	DATE:	10/13/2015
		ALS SDG#:	EV15090100
CLIENT CONTACT:	Mike Noll	WDOE ACCREDITATION:	C601
CLIENT PROJECT:	View Ridge Plaza / 81157132		

LABORATORY CONTROL SAMPLE RESULTS

ALS Test Batch ID: 97200 - Air by EPA-8260

SPIKED COMPOUND	METHOD	%REC	RPD	QUAL	ANALYSIS DATE	ANALYSIS BY
1,1-Dichloroethene - BS	EPA-8260	95.6			09/17/2015	DLC
1,1-Dichloroethene - BSD	EPA-8260	92.0	4		09/17/2015	DLC
Benzene - BS	EPA-8260	99.1			09/17/2015	DLC
Benzene - BSD	EPA-8260	94.5	5		09/17/2015	DLC
Trichloroethene - BS	EPA-8260	95.8			09/17/2015	DLC
Trichloroethene - BSD	EPA-8260	90.6	5		09/17/2015	DLC
Toluene - BS	EPA-8260	92.1			09/17/2015	DLC
Toluene - BSD	EPA-8260	88.2	4		09/17/2015	DLC
Chlorobenzene - BS	EPA-8260	94.6			09/17/2015	DLC
Chlorobenzene - BSD	EPA-8260	89.4	6		09/17/2015	DLC

APPROVED BY



Laboratory Director



October 13, 2015

Mr. Mike Noll
Terracon
21905 - 64th Ave W, Suite 100
Mountlake Terrace, WA 98043

Dear Mr. Noll,

On September 17th, 23 samples were received by our laboratory and assigned our laboratory project number EV15090110. The project was identified as your 81157132. The sample identification and requested analyses are outlined on the attached chain of custody record.

No abnormalities or nonconformances were observed during the analyses of the project samples.

Please do not hesitate to call me if you have any questions or if I can be of further assistance.

Sincerely,

ALS Laboratory Group

Rick Bagan
Laboratory Director



CERTIFICATE OF ANALYSIS

CLIENT: Terracon
 21905 - 64th Ave W, Suite 100
 Mountlake Terrace, WA 98043

CLIENT CONTACT: Mike Noll
 CLIENT PROJECT: 81157132
 CLIENT SAMPLE ID SB-6, S-1, 1-2

DATE: 10/13/2015
 ALS JOB#: EV15090110
 ALS SAMPLE#: EV15090110-01
 DATE RECEIVED: 09/17/2015
 COLLECTION DATE: 9/17/2015 9:46:00 AM
 WDOE ACCREDITATION: C601

SAMPLE DATA RESULTS

ANALYTE	METHOD	RESULTS	REPORTING LIMITS	DILUTION FACTOR	UNITS	ANALYSIS DATE	ANALYSIS BY
Dichlorodifluoromethane	EPA-8260	ND	0.010	1	MG/KG	09/24/2015	DLC
Chloromethane	EPA-8260	ND	0.010	1	MG/KG	09/24/2015	DLC
Vinyl Chloride	EPA-8260	ND	0.010	1	MG/KG	09/24/2015	DLC
Bromomethane	EPA-8260	ND	0.010	1	MG/KG	09/24/2015	DLC
Chloroethane	EPA-8260	ND	0.010	1	MG/KG	09/24/2015	DLC
Carbon Tetrachloride	EPA-8260	ND	0.010	1	MG/KG	09/24/2015	DLC
Trichlorofluoromethane	EPA-8260	ND	0.010	1	MG/KG	09/24/2015	DLC
Carbon Disulfide	EPA-8260	ND	0.010	1	MG/KG	09/24/2015	DLC
Acetone	EPA-8260	ND	0.050	1	MG/KG	09/24/2015	DLC
1,1-Dichloroethene	EPA-8260	ND	0.010	1	MG/KG	09/24/2015	DLC
Methylene Chloride	EPA-8260	ND	0.020	1	MG/KG	09/24/2015	DLC
Acrylonitrile	EPA-8260	ND	0.050	1	MG/KG	09/24/2015	DLC
Methyl T-Butyl Ether	EPA-8260	ND	0.010	1	MG/KG	09/24/2015	DLC
Trans-1,2-Dichloroethene	EPA-8260	ND	0.010	1	MG/KG	09/24/2015	DLC
1,1-Dichloroethane	EPA-8260	ND	0.010	1	MG/KG	09/24/2015	DLC
2-Butanone	EPA-8260	ND	0.050	1	MG/KG	09/24/2015	DLC
Cis-1,2-Dichloroethene	EPA-8260	ND	0.010	1	MG/KG	09/24/2015	DLC
2,2-Dichloropropane	EPA-8260	ND	0.010	1	MG/KG	09/24/2015	DLC
Bromochloromethane	EPA-8260	ND	0.010	1	MG/KG	09/24/2015	DLC
Chloroform	EPA-8260	ND	0.010	1	MG/KG	09/24/2015	DLC
1,1,1-Trichloroethane	EPA-8260	ND	0.010	1	MG/KG	09/24/2015	DLC
1,1-Dichloropropene	EPA-8260	ND	0.010	1	MG/KG	09/24/2015	DLC
1,2-Dichloroethane	EPA-8260	ND	0.010	1	MG/KG	09/24/2015	DLC
Benzene	EPA-8260	ND	0.0050	1	MG/KG	09/24/2015	DLC
Trichloroethene	EPA-8260	ND	0.010	1	MG/KG	09/24/2015	DLC
1,2-Dichloropropane	EPA-8260	ND	0.010	1	MG/KG	09/24/2015	DLC
Dibromomethane	EPA-8260	ND	0.010	1	MG/KG	09/24/2015	DLC
Bromodichloromethane	EPA-8260	ND	0.010	1	MG/KG	09/24/2015	DLC
Trans-1,3-Dichloropropene	EPA-8260	ND	0.010	1	MG/KG	09/24/2015	DLC
4-Methyl-2-Pentanone	EPA-8260	ND	0.050	1	MG/KG	09/24/2015	DLC
Toluene	EPA-8260	ND	0.010	1	MG/KG	09/24/2015	DLC
Cis-1,3-Dichloropropene	EPA-8260	ND	0.010	1	MG/KG	09/24/2015	DLC
1,1,2-Trichloroethane	EPA-8260	ND	0.010	1	MG/KG	09/24/2015	DLC
2-Hexanone	EPA-8260	ND	0.050	1	MG/KG	09/24/2015	DLC
1,3-Dichloropropane	EPA-8260	ND	0.010	1	MG/KG	09/24/2015	DLC
Tetrachloroethylene	EPA-8260	0.026	0.010	1	MG/KG	09/24/2015	DLC
Dibromochloromethane	EPA-8260	ND	0.010	1	MG/KG	09/24/2015	DLC
1,2-Dibromoethane	EPA-8260	ND	0.0050	1	MG/KG	09/24/2015	DLC



CERTIFICATE OF ANALYSIS

CLIENT:	Terracon 21905 - 64th Ave W, Suite 100 Mountlake Terrace, WA 98043	DATE:	10/13/2015
CLIENT CONTACT:	Mike Noll	ALS JOB#:	EV15090110
CLIENT PROJECT:	81157132	ALS SAMPLE#:	EV15090110-01
CLIENT SAMPLE ID	SB-6, S-1, 1-2	DATE RECEIVED:	09/17/2015
		COLLECTION DATE:	9/17/2015 9:46:00 AM
		WDOE ACCREDITATION:	C601

SAMPLE DATA RESULTS

ANALYTE	METHOD	RESULTS	REPORTING LIMITS	DILUTION FACTOR	UNITS	ANALYSIS DATE	ANALYSIS BY
Chlorobenzene	EPA-8260	ND	0.010	1	MG/KG	09/24/2015	DLC
1,1,1,2-Tetrachloroethane	EPA-8260	ND	0.010	1	MG/KG	09/24/2015	DLC
Ethylbenzene	EPA-8260	ND	0.010	1	MG/KG	09/24/2015	DLC
m,p-Xylene	EPA-8260	ND	0.020	1	MG/KG	09/24/2015	DLC
Styrene	EPA-8260	ND	0.010	1	MG/KG	09/24/2015	DLC
o-Xylene	EPA-8260	ND	0.010	1	MG/KG	09/24/2015	DLC
Bromoform	EPA-8260	ND	0.010	1	MG/KG	09/24/2015	DLC
Isopropylbenzene	EPA-8260	ND	0.010	1	MG/KG	09/24/2015	DLC
1,1,2,2-Tetrachloroethane	EPA-8260	ND	0.010	1	MG/KG	09/24/2015	DLC
1,2,3-Trichloropropane	EPA-8260	ND	0.010	1	MG/KG	09/24/2015	DLC
Bromobenzene	EPA-8260	ND	0.010	1	MG/KG	09/24/2015	DLC
N-Propyl Benzene	EPA-8260	ND	0.010	1	MG/KG	09/24/2015	DLC
2-Chlorotoluene	EPA-8260	ND	0.010	1	MG/KG	09/24/2015	DLC
1,3,5-Trimethylbenzene	EPA-8260	ND	0.010	1	MG/KG	09/24/2015	DLC
4-Chlorotoluene	EPA-8260	ND	0.010	1	MG/KG	09/24/2015	DLC
T-Butyl Benzene	EPA-8260	ND	0.010	1	MG/KG	09/24/2015	DLC
1,2,4-Trimethylbenzene	EPA-8260	ND	0.010	1	MG/KG	09/24/2015	DLC
S-Butyl Benzene	EPA-8260	ND	0.010	1	MG/KG	09/24/2015	DLC
P-Isopropyltoluene	EPA-8260	ND	0.010	1	MG/KG	09/24/2015	DLC
1,3-Dichlorobenzene	EPA-8260	ND	0.010	1	MG/KG	09/24/2015	DLC
1,4-Dichlorobenzene	EPA-8260	ND	0.010	1	MG/KG	09/24/2015	DLC
N-Butylbenzene	EPA-8260	ND	0.010	1	MG/KG	09/24/2015	DLC
1,2-Dichlorobenzene	EPA-8260	ND	0.010	1	MG/KG	09/24/2015	DLC
1,2-Dibromo 3-Chloropropane	EPA-8260	ND	0.050	1	MG/KG	09/24/2015	DLC
1,2,4-Trichlorobenzene	EPA-8260	ND	0.010	1	MG/KG	09/24/2015	DLC
Hexachlorobutadiene	EPA-8260	ND	0.010	1	MG/KG	09/24/2015	DLC
Naphthalene	EPA-8260	ND	0.010	1	MG/KG	09/24/2015	DLC
1,2,3-Trichlorobenzene	EPA-8260	ND	0.010	1	MG/KG	09/24/2015	DLC

SURROGATE	METHOD	%REC	ANALYSIS DATE	ANALYSIS BY
1,2-Dichloroethane-d4	EPA-8260	104	09/24/2015	DLC
Toluene-d8	EPA-8260	96.5	09/24/2015	DLC
4-Bromofluorobenzene	EPA-8260	103	09/24/2015	DLC

U - Analyte analyzed for but not detected at level above reporting limit.



CERTIFICATE OF ANALYSIS

CLIENT:	Terracon 21905 - 64th Ave W, Suite 100 Mountlake Terrace, WA 98043	DATE:	10/13/2015
CLIENT CONTACT:	Mike Noll	ALS JOB#:	EV15090110
CLIENT PROJECT:	81157132	ALS SAMPLE#:	EV15090110-02
CLIENT SAMPLE ID	SB-6, S-2, 4-5	DATE RECEIVED:	09/17/2015
		COLLECTION DATE:	9/17/2015 9:55:00 AM
		WDOE ACCREDITATION:	C601

SAMPLE DATA RESULTS

ANALYTE	METHOD	RESULTS	REPORTING LIMITS	DILUTION FACTOR	UNITS	ANALYSIS DATE	ANALYSIS BY
Dichlorodifluoromethane	EPA-8260	ND	0.010	1	MG/KG	09/24/2015	DLC
Chloromethane	EPA-8260	ND	0.010	1	MG/KG	09/24/2015	DLC
Vinyl Chloride	EPA-8260	ND	0.010	1	MG/KG	09/24/2015	DLC
Bromomethane	EPA-8260	ND	0.010	1	MG/KG	09/24/2015	DLC
Chloroethane	EPA-8260	ND	0.010	1	MG/KG	09/24/2015	DLC
Carbon Tetrachloride	EPA-8260	ND	0.010	1	MG/KG	09/24/2015	DLC
Trichlorofluoromethane	EPA-8260	ND	0.010	1	MG/KG	09/24/2015	DLC
Carbon Disulfide	EPA-8260	ND	0.010	1	MG/KG	09/24/2015	DLC
Acetone	EPA-8260	ND	0.050	1	MG/KG	09/24/2015	DLC
1,1-Dichloroethene	EPA-8260	ND	0.010	1	MG/KG	09/24/2015	DLC
Methylene Chloride	EPA-8260	ND	0.020	1	MG/KG	09/24/2015	DLC
Acrylonitrile	EPA-8260	ND	0.050	1	MG/KG	09/24/2015	DLC
Methyl T-Butyl Ether	EPA-8260	ND	0.010	1	MG/KG	09/24/2015	DLC
Trans-1,2-Dichloroethene	EPA-8260	ND	0.010	1	MG/KG	09/24/2015	DLC
1,1-Dichloroethane	EPA-8260	ND	0.010	1	MG/KG	09/24/2015	DLC
2-Butanone	EPA-8260	ND	0.050	1	MG/KG	09/24/2015	DLC
Cis-1,2-Dichloroethene	EPA-8260	1.1	0.038	1	MG/KG	09/23/2015	DLC
2,2-Dichloropropane	EPA-8260	ND	0.010	1	MG/KG	09/24/2015	DLC
Bromochloromethane	EPA-8260	ND	0.010	1	MG/KG	09/24/2015	DLC
Chloroform	EPA-8260	ND	0.010	1	MG/KG	09/24/2015	DLC
1,1,1-Trichloroethane	EPA-8260	ND	0.010	1	MG/KG	09/24/2015	DLC
1,1-Dichloropropene	EPA-8260	ND	0.010	1	MG/KG	09/24/2015	DLC
1,2-Dichloroethane	EPA-8260	ND	0.010	1	MG/KG	09/24/2015	DLC
Benzene	EPA-8260	ND	0.0050	1	MG/KG	09/24/2015	DLC
Trichloroethene	EPA-8260	ND	0.010	1	MG/KG	09/24/2015	DLC
1,2-Dichloropropane	EPA-8260	ND	0.010	1	MG/KG	09/24/2015	DLC
Dibromomethane	EPA-8260	ND	0.010	1	MG/KG	09/24/2015	DLC
Bromodichloromethane	EPA-8260	ND	0.010	1	MG/KG	09/24/2015	DLC
Trans-1,3-Dichloropropene	EPA-8260	ND	0.010	1	MG/KG	09/24/2015	DLC
4-Methyl-2-Pentanone	EPA-8260	ND	0.050	1	MG/KG	09/24/2015	DLC
Toluene	EPA-8260	ND	0.010	1	MG/KG	09/24/2015	DLC
Cis-1,3-Dichloropropene	EPA-8260	ND	0.010	1	MG/KG	09/24/2015	DLC
1,1,2-Trichloroethane	EPA-8260	ND	0.010	1	MG/KG	09/24/2015	DLC
2-Hexanone	EPA-8260	ND	0.050	1	MG/KG	09/24/2015	DLC
1,3-Dichloropropane	EPA-8260	ND	0.010	1	MG/KG	09/24/2015	DLC
Tetrachloroethylene	EPA-8260	ND	0.010	1	MG/KG	09/24/2015	DLC
Dibromochloromethane	EPA-8260	ND	0.010	1	MG/KG	09/24/2015	DLC
1,2-Dibromoethane	EPA-8260	ND	0.0050	1	MG/KG	09/24/2015	DLC
Chlorobenzene	EPA-8260	ND	0.010	1	MG/KG	09/24/2015	DLC



CERTIFICATE OF ANALYSIS

CLIENT:	Terracon 21905 - 64th Ave W, Suite 100 Mountlake Terrace, WA 98043	DATE:	10/13/2015
CLIENT CONTACT:	Mike Noll	ALS JOB#:	EV15090110
CLIENT PROJECT:	81157132	ALS SAMPLE#:	EV15090110-02
CLIENT SAMPLE ID	SB-6, S-2, 4-5	DATE RECEIVED:	09/17/2015
		COLLECTION DATE:	9/17/2015 9:55:00 AM
		WDOE ACCREDITATION:	C601

SAMPLE DATA RESULTS

ANALYTE	METHOD	RESULTS	REPORTING LIMITS	DILUTION FACTOR	UNITS	ANALYSIS DATE	ANALYSIS BY
1,1,1,2-Tetrachloroethane	EPA-8260	ND	0.010	1	MG/KG	09/24/2015	DLC
Ethylbenzene	EPA-8260	ND	0.010	1	MG/KG	09/24/2015	DLC
m,p-Xylene	EPA-8260	ND	0.020	1	MG/KG	09/24/2015	DLC
Styrene	EPA-8260	ND	0.010	1	MG/KG	09/24/2015	DLC
o-Xylene	EPA-8260	ND	0.010	1	MG/KG	09/24/2015	DLC
Bromoform	EPA-8260	ND	0.010	1	MG/KG	09/24/2015	DLC
Isopropylbenzene	EPA-8260	ND	0.010	1	MG/KG	09/24/2015	DLC
1,1,2,2-Tetrachloroethane	EPA-8260	ND	0.010	1	MG/KG	09/24/2015	DLC
1,2,3-Trichloropropane	EPA-8260	ND	0.010	1	MG/KG	09/24/2015	DLC
Bromobenzene	EPA-8260	ND	0.010	1	MG/KG	09/24/2015	DLC
N-Propyl Benzene	EPA-8260	ND	0.010	1	MG/KG	09/24/2015	DLC
2-Chlorotoluene	EPA-8260	ND	0.010	1	MG/KG	09/24/2015	DLC
1,3,5-Trimethylbenzene	EPA-8260	ND	0.010	1	MG/KG	09/24/2015	DLC
4-Chlorotoluene	EPA-8260	ND	0.010	1	MG/KG	09/24/2015	DLC
T-Butyl Benzene	EPA-8260	ND	0.010	1	MG/KG	09/24/2015	DLC
1,2,4-Trimethylbenzene	EPA-8260	ND	0.010	1	MG/KG	09/24/2015	DLC
S-Butyl Benzene	EPA-8260	ND	0.010	1	MG/KG	09/24/2015	DLC
P-Isopropyltoluene	EPA-8260	ND	0.010	1	MG/KG	09/24/2015	DLC
1,3-Dichlorobenzene	EPA-8260	ND	0.010	1	MG/KG	09/24/2015	DLC
1,4-Dichlorobenzene	EPA-8260	ND	0.010	1	MG/KG	09/24/2015	DLC
N-Butylbenzene	EPA-8260	ND	0.010	1	MG/KG	09/24/2015	DLC
1,2-Dichlorobenzene	EPA-8260	ND	0.010	1	MG/KG	09/24/2015	DLC
1,2-Dibromo 3-Chloropropane	EPA-8260	ND	0.050	1	MG/KG	09/24/2015	DLC
1,2,4-Trichlorobenzene	EPA-8260	ND	0.010	1	MG/KG	09/24/2015	DLC
Hexachlorobutadiene	EPA-8260	ND	0.010	1	MG/KG	09/24/2015	DLC
Naphthalene	EPA-8260	ND	0.010	1	MG/KG	09/24/2015	DLC
1,2,3-Trichlorobenzene	EPA-8260	ND	0.010	1	MG/KG	09/24/2015	DLC

SURROGATE	METHOD	%REC	ANALYSIS DATE	ANALYSIS BY
1,2-Dichloroethane-d4	EPA-8260	97.9	09/23/2015	DLC
1,2-Dichloroethane-d4	EPA-8260	110	09/24/2015	DLC
Toluene-d8	EPA-8260	98.2	09/23/2015	DLC
Toluene-d8	EPA-8260	95.6	09/24/2015	DLC
4-Bromofluorobenzene	EPA-8260	101	09/23/2015	DLC
4-Bromofluorobenzene	EPA-8260	106	09/24/2015	DLC

U - Analyte analyzed for but not detected at level above reporting limit.



CERTIFICATE OF ANALYSIS

CLIENT:	Terracon 21905 - 64th Ave W, Suite 100 Mountlake Terrace, WA 98043	DATE:	10/13/2015
CLIENT CONTACT:	Mike Noll	ALS JOB#:	EV15090110
CLIENT PROJECT:	81157132	ALS SAMPLE#:	EV15090110-03
CLIENT SAMPLE ID	SB-7, S-1, 1-2	DATE RECEIVED:	09/17/2015
		COLLECTION DATE:	9/17/2015 10:38:00 AM
		WDOE ACCREDITATION:	C601

SAMPLE DATA RESULTS

ANALYTE	METHOD	RESULTS	REPORTING LIMITS	DILUTION FACTOR	UNITS	ANALYSIS DATE	ANALYSIS BY
Dichlorodifluoromethane	EPA-8260	ND	0.010	1	MG/KG	09/24/2015	DLC
Chloromethane	EPA-8260	ND	0.010	1	MG/KG	09/24/2015	DLC
Vinyl Chloride	EPA-8260	ND	0.010	1	MG/KG	09/24/2015	DLC
Bromomethane	EPA-8260	ND	0.010	1	MG/KG	09/24/2015	DLC
Chloroethane	EPA-8260	ND	0.010	1	MG/KG	09/24/2015	DLC
Carbon Tetrachloride	EPA-8260	ND	0.010	1	MG/KG	09/24/2015	DLC
Trichlorofluoromethane	EPA-8260	ND	0.010	1	MG/KG	09/24/2015	DLC
Carbon Disulfide	EPA-8260	ND	0.010	1	MG/KG	09/24/2015	DLC
Acetone	EPA-8260	ND	0.050	1	MG/KG	09/24/2015	DLC
1,1-Dichloroethene	EPA-8260	ND	0.010	1	MG/KG	09/24/2015	DLC
Methylene Chloride	EPA-8260	ND	0.020	1	MG/KG	09/24/2015	DLC
Acrylonitrile	EPA-8260	ND	0.050	1	MG/KG	09/24/2015	DLC
Methyl T-Butyl Ether	EPA-8260	ND	0.010	1	MG/KG	09/24/2015	DLC
Trans-1,2-Dichloroethene	EPA-8260	ND	0.010	1	MG/KG	09/24/2015	DLC
1,1-Dichloroethane	EPA-8260	ND	0.010	1	MG/KG	09/24/2015	DLC
2-Butanone	EPA-8260	ND	0.050	1	MG/KG	09/24/2015	DLC
Cis-1,2-Dichloroethene	EPA-8260	ND	0.010	1	MG/KG	09/24/2015	DLC
2,2-Dichloropropane	EPA-8260	ND	0.010	1	MG/KG	09/24/2015	DLC
Bromochloromethane	EPA-8260	ND	0.010	1	MG/KG	09/24/2015	DLC
Chloroform	EPA-8260	ND	0.010	1	MG/KG	09/24/2015	DLC
1,1,1-Trichloroethane	EPA-8260	ND	0.010	1	MG/KG	09/24/2015	DLC
1,1-Dichloropropene	EPA-8260	ND	0.010	1	MG/KG	09/24/2015	DLC
1,2-Dichloroethane	EPA-8260	ND	0.010	1	MG/KG	09/24/2015	DLC
Benzene	EPA-8260	ND	0.0050	1	MG/KG	09/24/2015	DLC
Trichloroethene	EPA-8260	ND	0.010	1	MG/KG	09/24/2015	DLC
1,2-Dichloropropane	EPA-8260	ND	0.010	1	MG/KG	09/24/2015	DLC
Dibromomethane	EPA-8260	ND	0.010	1	MG/KG	09/24/2015	DLC
Bromodichloromethane	EPA-8260	ND	0.010	1	MG/KG	09/24/2015	DLC
Trans-1,3-Dichloropropene	EPA-8260	ND	0.010	1	MG/KG	09/24/2015	DLC
4-Methyl-2-Pentanone	EPA-8260	ND	0.050	1	MG/KG	09/24/2015	DLC
Toluene	EPA-8260	ND	0.010	1	MG/KG	09/24/2015	DLC
Cis-1,3-Dichloropropene	EPA-8260	ND	0.010	1	MG/KG	09/24/2015	DLC
1,1,2-Trichloroethane	EPA-8260	ND	0.010	1	MG/KG	09/24/2015	DLC
2-Hexanone	EPA-8260	ND	0.050	1	MG/KG	09/24/2015	DLC
1,3-Dichloropropane	EPA-8260	ND	0.010	1	MG/KG	09/24/2015	DLC
Tetrachloroethylene	EPA-8260	ND	0.010	1	MG/KG	09/24/2015	DLC
Dibromochloromethane	EPA-8260	ND	0.010	1	MG/KG	09/24/2015	DLC
1,2-Dibromoethane	EPA-8260	ND	0.0050	1	MG/KG	09/24/2015	DLC
Chlorobenzene	EPA-8260	ND	0.010	1	MG/KG	09/24/2015	DLC



CERTIFICATE OF ANALYSIS

CLIENT:	Terracon 21905 - 64th Ave W, Suite 100 Mountlake Terrace, WA 98043	DATE:	10/13/2015
CLIENT CONTACT:	Mike Noll	ALS JOB#:	EV15090110
CLIENT PROJECT:	81157132	ALS SAMPLE#:	EV15090110-03
CLIENT SAMPLE ID	SB-7, S-1, 1-2	DATE RECEIVED:	09/17/2015
		COLLECTION DATE:	9/17/2015 10:38:00 AM
		WDOE ACCREDITATION:	C601

SAMPLE DATA RESULTS

ANALYTE	METHOD	RESULTS	REPORTING LIMITS	DILUTION FACTOR	UNITS	ANALYSIS DATE	ANALYSIS BY
1,1,1,2-Tetrachloroethane	EPA-8260	ND	0.010	1	MG/KG	09/24/2015	DLC
Ethylbenzene	EPA-8260	ND	0.010	1	MG/KG	09/24/2015	DLC
m,p-Xylene	EPA-8260	ND	0.020	1	MG/KG	09/24/2015	DLC
Styrene	EPA-8260	ND	0.010	1	MG/KG	09/24/2015	DLC
o-Xylene	EPA-8260	ND	0.010	1	MG/KG	09/24/2015	DLC
Bromoform	EPA-8260	ND	0.010	1	MG/KG	09/24/2015	DLC
Isopropylbenzene	EPA-8260	ND	0.010	1	MG/KG	09/24/2015	DLC
1,1,2,2-Tetrachloroethane	EPA-8260	ND	0.010	1	MG/KG	09/24/2015	DLC
1,2,3-Trichloropropane	EPA-8260	ND	0.010	1	MG/KG	09/24/2015	DLC
Bromobenzene	EPA-8260	ND	0.010	1	MG/KG	09/24/2015	DLC
N-Propyl Benzene	EPA-8260	ND	0.010	1	MG/KG	09/24/2015	DLC
2-Chlorotoluene	EPA-8260	ND	0.010	1	MG/KG	09/24/2015	DLC
1,3,5-Trimethylbenzene	EPA-8260	ND	0.010	1	MG/KG	09/24/2015	DLC
4-Chlorotoluene	EPA-8260	ND	0.010	1	MG/KG	09/24/2015	DLC
T-Butyl Benzene	EPA-8260	ND	0.010	1	MG/KG	09/24/2015	DLC
1,2,4-Trimethylbenzene	EPA-8260	ND	0.010	1	MG/KG	09/24/2015	DLC
S-Butyl Benzene	EPA-8260	ND	0.010	1	MG/KG	09/24/2015	DLC
P-Isopropyltoluene	EPA-8260	ND	0.010	1	MG/KG	09/24/2015	DLC
1,3-Dichlorobenzene	EPA-8260	ND	0.010	1	MG/KG	09/24/2015	DLC
1,4-Dichlorobenzene	EPA-8260	ND	0.010	1	MG/KG	09/24/2015	DLC
N-Butylbenzene	EPA-8260	ND	0.010	1	MG/KG	09/24/2015	DLC
1,2-Dichlorobenzene	EPA-8260	ND	0.010	1	MG/KG	09/24/2015	DLC
1,2-Dibromo 3-Chloropropane	EPA-8260	ND	0.050	1	MG/KG	09/24/2015	DLC
1,2,4-Trichlorobenzene	EPA-8260	ND	0.010	1	MG/KG	09/24/2015	DLC
Hexachlorobutadiene	EPA-8260	ND	0.010	1	MG/KG	09/24/2015	DLC
Naphthalene	EPA-8260	ND	0.010	1	MG/KG	09/24/2015	DLC
1,2,3-Trichlorobenzene	EPA-8260	ND	0.010	1	MG/KG	09/24/2015	DLC

SURROGATE	METHOD	%REC	ANALYSIS DATE	ANALYSIS BY
1,2-Dichloroethane-d4	EPA-8260	104	09/24/2015	DLC
Toluene-d8	EPA-8260	94.1	09/24/2015	DLC
4-Bromofluorobenzene	EPA-8260	105	09/24/2015	DLC

U - Analyte analyzed for but not detected at level above reporting limit.



CERTIFICATE OF ANALYSIS

CLIENT:	Terracon 21905 - 64th Ave W, Suite 100 Mountlake Terrace, WA 98043	DATE:	10/13/2015
CLIENT CONTACT:	Mike Noll	ALS JOB#:	EV15090110
CLIENT PROJECT:	81157132	ALS SAMPLE#:	EV15090110-04
CLIENT SAMPLE ID	SB-7, S-2, 4-5	DATE RECEIVED:	09/17/2015
		COLLECTION DATE:	9/17/2015 10:52:00 AM
		WDOE ACCREDITATION:	C601

SAMPLE DATA RESULTS

ANALYTE	METHOD	RESULTS	REPORTING LIMITS	DILUTION FACTOR	UNITS	ANALYSIS DATE	ANALYSIS BY
Dichlorodifluoromethane	EPA-8260	ND	0.010	1	MG/KG	09/24/2015	DLC
Chloromethane	EPA-8260	ND	0.010	1	MG/KG	09/24/2015	DLC
Vinyl Chloride	EPA-8260	ND	0.010	1	MG/KG	09/24/2015	DLC
Bromomethane	EPA-8260	ND	0.010	1	MG/KG	09/24/2015	DLC
Chloroethane	EPA-8260	ND	0.010	1	MG/KG	09/24/2015	DLC
Carbon Tetrachloride	EPA-8260	ND	0.010	1	MG/KG	09/24/2015	DLC
Trichlorofluoromethane	EPA-8260	ND	0.010	1	MG/KG	09/24/2015	DLC
Carbon Disulfide	EPA-8260	ND	0.010	1	MG/KG	09/24/2015	DLC
Acetone	EPA-8260	ND	0.050	1	MG/KG	09/24/2015	DLC
1,1-Dichloroethene	EPA-8260	ND	0.010	1	MG/KG	09/24/2015	DLC
Methylene Chloride	EPA-8260	ND	0.020	1	MG/KG	09/24/2015	DLC
Acrylonitrile	EPA-8260	ND	0.050	1	MG/KG	09/24/2015	DLC
Methyl T-Butyl Ether	EPA-8260	ND	0.010	1	MG/KG	09/24/2015	DLC
Trans-1,2-Dichloroethene	EPA-8260	ND	0.010	1	MG/KG	09/24/2015	DLC
1,1-Dichloroethane	EPA-8260	ND	0.010	1	MG/KG	09/24/2015	DLC
2-Butanone	EPA-8260	ND	0.050	1	MG/KG	09/24/2015	DLC
Cis-1,2-Dichloroethene	EPA-8260	ND	0.010	1	MG/KG	09/24/2015	DLC
2,2-Dichloropropane	EPA-8260	ND	0.010	1	MG/KG	09/24/2015	DLC
Bromochloromethane	EPA-8260	ND	0.010	1	MG/KG	09/24/2015	DLC
Chloroform	EPA-8260	ND	0.010	1	MG/KG	09/24/2015	DLC
1,1,1-Trichloroethane	EPA-8260	ND	0.010	1	MG/KG	09/24/2015	DLC
1,1-Dichloropropene	EPA-8260	ND	0.010	1	MG/KG	09/24/2015	DLC
1,2-Dichloroethane	EPA-8260	ND	0.010	1	MG/KG	09/24/2015	DLC
Benzene	EPA-8260	ND	0.0050	1	MG/KG	09/24/2015	DLC
Trichloroethene	EPA-8260	ND	0.010	1	MG/KG	09/24/2015	DLC
1,2-Dichloropropane	EPA-8260	ND	0.010	1	MG/KG	09/24/2015	DLC
Dibromomethane	EPA-8260	ND	0.010	1	MG/KG	09/24/2015	DLC
Bromodichloromethane	EPA-8260	ND	0.010	1	MG/KG	09/24/2015	DLC
Trans-1,3-Dichloropropene	EPA-8260	ND	0.010	1	MG/KG	09/24/2015	DLC
4-Methyl-2-Pentanone	EPA-8260	ND	0.050	1	MG/KG	09/24/2015	DLC
Toluene	EPA-8260	ND	0.010	1	MG/KG	09/24/2015	DLC
Cis-1,3-Dichloropropene	EPA-8260	ND	0.010	1	MG/KG	09/24/2015	DLC
1,1,2-Trichloroethane	EPA-8260	ND	0.010	1	MG/KG	09/24/2015	DLC
2-Hexanone	EPA-8260	ND	0.050	1	MG/KG	09/24/2015	DLC
1,3-Dichloropropane	EPA-8260	ND	0.010	1	MG/KG	09/24/2015	DLC
Tetrachloroethylene	EPA-8260	ND	0.010	1	MG/KG	09/24/2015	DLC
Dibromochloromethane	EPA-8260	ND	0.010	1	MG/KG	09/24/2015	DLC
1,2-Dibromoethane	EPA-8260	ND	0.0050	1	MG/KG	09/24/2015	DLC
Chlorobenzene	EPA-8260	ND	0.010	1	MG/KG	09/24/2015	DLC



CERTIFICATE OF ANALYSIS

CLIENT:	Terracon 21905 - 64th Ave W, Suite 100 Mountlake Terrace, WA 98043	DATE:	10/13/2015
CLIENT CONTACT:	Mike Noll	ALS JOB#:	EV15090110
CLIENT PROJECT:	81157132	ALS SAMPLE#:	EV15090110-04
CLIENT SAMPLE ID	SB-7, S-2, 4-5	DATE RECEIVED:	09/17/2015
		COLLECTION DATE:	9/17/2015 10:52:00 AM
		WDOE ACCREDITATION:	C601

SAMPLE DATA RESULTS

ANALYTE	METHOD	RESULTS	REPORTING LIMITS	DILUTION FACTOR	UNITS	ANALYSIS DATE	ANALYSIS BY
1,1,1,2-Tetrachloroethane	EPA-8260	ND	0.010	1	MG/KG	09/24/2015	DLC
Ethylbenzene	EPA-8260	ND	0.010	1	MG/KG	09/24/2015	DLC
m,p-Xylene	EPA-8260	ND	0.020	1	MG/KG	09/24/2015	DLC
Styrene	EPA-8260	ND	0.010	1	MG/KG	09/24/2015	DLC
o-Xylene	EPA-8260	ND	0.010	1	MG/KG	09/24/2015	DLC
Bromoform	EPA-8260	ND	0.010	1	MG/KG	09/24/2015	DLC
Isopropylbenzene	EPA-8260	ND	0.010	1	MG/KG	09/24/2015	DLC
1,1,2,2-Tetrachloroethane	EPA-8260	ND	0.010	1	MG/KG	09/24/2015	DLC
1,2,3-Trichloropropane	EPA-8260	ND	0.010	1	MG/KG	09/24/2015	DLC
Bromobenzene	EPA-8260	ND	0.010	1	MG/KG	09/24/2015	DLC
N-Propyl Benzene	EPA-8260	ND	0.010	1	MG/KG	09/24/2015	DLC
2-Chlorotoluene	EPA-8260	ND	0.010	1	MG/KG	09/24/2015	DLC
1,3,5-Trimethylbenzene	EPA-8260	ND	0.010	1	MG/KG	09/24/2015	DLC
4-Chlorotoluene	EPA-8260	ND	0.010	1	MG/KG	09/24/2015	DLC
T-Butyl Benzene	EPA-8260	ND	0.010	1	MG/KG	09/24/2015	DLC
1,2,4-Trimethylbenzene	EPA-8260	ND	0.010	1	MG/KG	09/24/2015	DLC
S-Butyl Benzene	EPA-8260	ND	0.010	1	MG/KG	09/24/2015	DLC
P-Isopropyltoluene	EPA-8260	ND	0.010	1	MG/KG	09/24/2015	DLC
1,3-Dichlorobenzene	EPA-8260	ND	0.010	1	MG/KG	09/24/2015	DLC
1,4-Dichlorobenzene	EPA-8260	ND	0.010	1	MG/KG	09/24/2015	DLC
N-Butylbenzene	EPA-8260	ND	0.010	1	MG/KG	09/24/2015	DLC
1,2-Dichlorobenzene	EPA-8260	ND	0.010	1	MG/KG	09/24/2015	DLC
1,2-Dibromo 3-Chloropropane	EPA-8260	ND	0.050	1	MG/KG	09/24/2015	DLC
1,2,4-Trichlorobenzene	EPA-8260	ND	0.010	1	MG/KG	09/24/2015	DLC
Hexachlorobutadiene	EPA-8260	ND	0.010	1	MG/KG	09/24/2015	DLC
Naphthalene	EPA-8260	ND	0.010	1	MG/KG	09/24/2015	DLC
1,2,3-Trichlorobenzene	EPA-8260	ND	0.010	1	MG/KG	09/24/2015	DLC

SURROGATE	METHOD	%REC	ANALYSIS DATE	ANALYSIS BY
1,2-Dichloroethane-d4	EPA-8260	111	09/24/2015	DLC
Toluene-d8	EPA-8260	96.6	09/24/2015	DLC
4-Bromofluorobenzene	EPA-8260	105	09/24/2015	DLC

U - Analyte analyzed for but not detected at level above reporting limit.



CERTIFICATE OF ANALYSIS

CLIENT:	Terracon 21905 - 64th Ave W, Suite 100 Mountlake Terrace, WA 98043	DATE:	10/13/2015
CLIENT CONTACT:	Mike Noll	ALS JOB#:	EV15090110
CLIENT PROJECT:	81157132	ALS SAMPLE#:	EV15090110-05
CLIENT SAMPLE ID	SB-8, S-1, 1-2	DATE RECEIVED:	09/17/2015
		COLLECTION DATE:	9/17/2015 11:35:00 AM
		WDOE ACCREDITATION:	C601

SAMPLE DATA RESULTS

ANALYTE	METHOD	RESULTS	REPORTING LIMITS	DILUTION FACTOR	UNITS	ANALYSIS DATE	ANALYSIS BY
Dichlorodifluoromethane	EPA-8260	ND	0.010	1	MG/KG	09/24/2015	DLC
Chloromethane	EPA-8260	ND	0.010	1	MG/KG	09/24/2015	DLC
Vinyl Chloride	EPA-8260	ND	0.010	1	MG/KG	09/24/2015	DLC
Bromomethane	EPA-8260	ND	0.010	1	MG/KG	09/24/2015	DLC
Chloroethane	EPA-8260	ND	0.010	1	MG/KG	09/24/2015	DLC
Carbon Tetrachloride	EPA-8260	ND	0.010	1	MG/KG	09/24/2015	DLC
Trichlorofluoromethane	EPA-8260	ND	0.010	1	MG/KG	09/24/2015	DLC
Carbon Disulfide	EPA-8260	ND	0.010	1	MG/KG	09/24/2015	DLC
Acetone	EPA-8260	ND	0.050	1	MG/KG	09/24/2015	DLC
1,1-Dichloroethene	EPA-8260	ND	0.010	1	MG/KG	09/24/2015	DLC
Methylene Chloride	EPA-8260	ND	0.020	1	MG/KG	09/24/2015	DLC
Acrylonitrile	EPA-8260	ND	0.050	1	MG/KG	09/24/2015	DLC
Methyl T-Butyl Ether	EPA-8260	ND	0.010	1	MG/KG	09/24/2015	DLC
Trans-1,2-Dichloroethene	EPA-8260	ND	0.010	1	MG/KG	09/24/2015	DLC
1,1-Dichloroethane	EPA-8260	ND	0.010	1	MG/KG	09/24/2015	DLC
2-Butanone	EPA-8260	ND	0.050	1	MG/KG	09/24/2015	DLC
Cis-1,2-Dichloroethene	EPA-8260	ND	0.010	1	MG/KG	09/24/2015	DLC
2,2-Dichloropropane	EPA-8260	ND	0.010	1	MG/KG	09/24/2015	DLC
Bromochloromethane	EPA-8260	ND	0.010	1	MG/KG	09/24/2015	DLC
Chloroform	EPA-8260	ND	0.010	1	MG/KG	09/24/2015	DLC
1,1,1-Trichloroethane	EPA-8260	ND	0.010	1	MG/KG	09/24/2015	DLC
1,1-Dichloropropene	EPA-8260	ND	0.010	1	MG/KG	09/24/2015	DLC
1,2-Dichloroethane	EPA-8260	ND	0.010	1	MG/KG	09/24/2015	DLC
Benzene	EPA-8260	ND	0.0050	1	MG/KG	09/24/2015	DLC
Trichloroethene	EPA-8260	ND	0.010	1	MG/KG	09/24/2015	DLC
1,2-Dichloropropane	EPA-8260	ND	0.010	1	MG/KG	09/24/2015	DLC
Dibromomethane	EPA-8260	ND	0.010	1	MG/KG	09/24/2015	DLC
Bromodichloromethane	EPA-8260	ND	0.010	1	MG/KG	09/24/2015	DLC
Trans-1,3-Dichloropropene	EPA-8260	ND	0.010	1	MG/KG	09/24/2015	DLC
4-Methyl-2-Pentanone	EPA-8260	ND	0.050	1	MG/KG	09/24/2015	DLC
Toluene	EPA-8260	ND	0.010	1	MG/KG	09/24/2015	DLC
Cis-1,3-Dichloropropene	EPA-8260	ND	0.010	1	MG/KG	09/24/2015	DLC
1,1,2-Trichloroethane	EPA-8260	ND	0.010	1	MG/KG	09/24/2015	DLC
2-Hexanone	EPA-8260	ND	0.050	1	MG/KG	09/24/2015	DLC
1,3-Dichloropropane	EPA-8260	ND	0.010	1	MG/KG	09/24/2015	DLC
Tetrachloroethylene	EPA-8260	0.012	0.010	1	MG/KG	09/24/2015	DLC
Dibromochloromethane	EPA-8260	ND	0.010	1	MG/KG	09/24/2015	DLC
1,2-Dibromoethane	EPA-8260	ND	0.0050	1	MG/KG	09/24/2015	DLC
Chlorobenzene	EPA-8260	ND	0.010	1	MG/KG	09/24/2015	DLC



CERTIFICATE OF ANALYSIS

CLIENT:	Terracon 21905 - 64th Ave W, Suite 100 Mountlake Terrace, WA 98043	DATE:	10/13/2015
CLIENT CONTACT:	Mike Noll	ALS JOB#:	EV15090110
CLIENT PROJECT:	81157132	ALS SAMPLE#:	EV15090110-05
CLIENT SAMPLE ID	SB-8, S-1, 1-2	DATE RECEIVED:	09/17/2015
		COLLECTION DATE:	9/17/2015 11:35:00 AM
		WDOE ACCREDITATION:	C601

SAMPLE DATA RESULTS

ANALYTE	METHOD	RESULTS	REPORTING LIMITS	DILUTION FACTOR	UNITS	ANALYSIS DATE	ANALYSIS BY
1,1,1,2-Tetrachloroethane	EPA-8260	ND	0.010	1	MG/KG	09/24/2015	DLC
Ethylbenzene	EPA-8260	ND	0.010	1	MG/KG	09/24/2015	DLC
m,p-Xylene	EPA-8260	ND	0.020	1	MG/KG	09/24/2015	DLC
Styrene	EPA-8260	ND	0.010	1	MG/KG	09/24/2015	DLC
o-Xylene	EPA-8260	ND	0.010	1	MG/KG	09/24/2015	DLC
Bromoform	EPA-8260	ND	0.010	1	MG/KG	09/24/2015	DLC
Isopropylbenzene	EPA-8260	ND	0.010	1	MG/KG	09/24/2015	DLC
1,1,2,2-Tetrachloroethane	EPA-8260	ND	0.010	1	MG/KG	09/24/2015	DLC
1,2,3-Trichloropropane	EPA-8260	ND	0.010	1	MG/KG	09/24/2015	DLC
Bromobenzene	EPA-8260	ND	0.010	1	MG/KG	09/24/2015	DLC
N-Propyl Benzene	EPA-8260	ND	0.010	1	MG/KG	09/24/2015	DLC
2-Chlorotoluene	EPA-8260	ND	0.010	1	MG/KG	09/24/2015	DLC
1,3,5-Trimethylbenzene	EPA-8260	ND	0.010	1	MG/KG	09/24/2015	DLC
4-Chlorotoluene	EPA-8260	ND	0.010	1	MG/KG	09/24/2015	DLC
T-Butyl Benzene	EPA-8260	ND	0.010	1	MG/KG	09/24/2015	DLC
1,2,4-Trimethylbenzene	EPA-8260	ND	0.010	1	MG/KG	09/24/2015	DLC
S-Butyl Benzene	EPA-8260	ND	0.010	1	MG/KG	09/24/2015	DLC
P-Isopropyltoluene	EPA-8260	ND	0.010	1	MG/KG	09/24/2015	DLC
1,3-Dichlorobenzene	EPA-8260	ND	0.010	1	MG/KG	09/24/2015	DLC
1,4-Dichlorobenzene	EPA-8260	ND	0.010	1	MG/KG	09/24/2015	DLC
N-Butylbenzene	EPA-8260	ND	0.010	1	MG/KG	09/24/2015	DLC
1,2-Dichlorobenzene	EPA-8260	ND	0.010	1	MG/KG	09/24/2015	DLC
1,2-Dibromo 3-Chloropropane	EPA-8260	ND	0.050	1	MG/KG	09/24/2015	DLC
1,2,4-Trichlorobenzene	EPA-8260	ND	0.010	1	MG/KG	09/24/2015	DLC
Hexachlorobutadiene	EPA-8260	ND	0.010	1	MG/KG	09/24/2015	DLC
Naphthalene	EPA-8260	ND	0.010	1	MG/KG	09/24/2015	DLC
1,2,3-Trichlorobenzene	EPA-8260	ND	0.010	1	MG/KG	09/24/2015	DLC

SURROGATE	METHOD	%REC	ANALYSIS DATE	ANALYSIS BY
1,2-Dichloroethane-d4	EPA-8260	109	09/24/2015	DLC
Toluene-d8	EPA-8260	97.3	09/24/2015	DLC
4-Bromofluorobenzene	EPA-8260	105	09/24/2015	DLC

U - Analyte analyzed for but not detected at level above reporting limit.



CERTIFICATE OF ANALYSIS

CLIENT:	Terracon 21905 - 64th Ave W, Suite 100 Mountlake Terrace, WA 98043	DATE:	10/13/2015
CLIENT CONTACT:	Mike Noll	ALS JOB#:	EV15090110
CLIENT PROJECT:	81157132	ALS SAMPLE#:	EV15090110-06
CLIENT SAMPLE ID	SB-8, S-2, 3-4	DATE RECEIVED:	09/17/2015
		COLLECTION DATE:	9/17/2015 11:40:00 AM
		WDOE ACCREDITATION:	C601

SAMPLE DATA RESULTS

ANALYTE	METHOD	RESULTS	REPORTING LIMITS	DILUTION FACTOR	UNITS	ANALYSIS DATE	ANALYSIS BY
Dichlorodifluoromethane	EPA-8260	ND	0.088	1	MG/KG	09/23/2015	DLC
Chloromethane	EPA-8260	ND	0.053	1	MG/KG	09/23/2015	DLC
Vinyl Chloride	EPA-8260	0.036	0.010	1	MG/KG	09/23/2015	DLC
Bromomethane	EPA-8260	ND	0.044	1	MG/KG	09/23/2015	DLC
Chloroethane	EPA-8260	ND	0.053	1	MG/KG	09/23/2015	DLC
Carbon Tetrachloride	EPA-8260	ND	0.056	1	MG/KG	09/23/2015	DLC
Trichlorofluoromethane	EPA-8260	ND	0.047	1	MG/KG	09/23/2015	DLC
Carbon Disulfide	EPA-8260	ND	0.054	1	MG/KG	09/23/2015	DLC
Acetone	EPA-8260	ND	0.10	1	MG/KG	09/23/2015	DLC
1,1-Dichloroethene	EPA-8260	ND	0.010	1	MG/KG	09/23/2015	DLC
Methylene Chloride	EPA-8260	ND	0.11	1	MG/KG	09/23/2015	DLC
Acrylonitrile	EPA-8260	ND	0.057	1	MG/KG	09/23/2015	DLC
Methyl T-Butyl Ether	EPA-8260	ND	0.055	1	MG/KG	09/23/2015	DLC
Trans-1,2-Dichloroethene	EPA-8260	0.25	0.053	1	MG/KG	09/23/2015	DLC
1,1-Dichloroethane	EPA-8260	ND	0.054	1	MG/KG	09/23/2015	DLC
2-Butanone	EPA-8260	ND	0.078	1	MG/KG	09/23/2015	DLC
Cis-1,2-Dichloroethene	EPA-8260	5.2	0.58	1	MG/KG	09/24/2015	DLC
2,2-Dichloropropane	EPA-8260	ND	0.055	1	MG/KG	09/23/2015	DLC
Bromochloromethane	EPA-8260	ND	0.095	1	MG/KG	09/23/2015	DLC
Chloroform	EPA-8260	ND	0.055	1	MG/KG	09/23/2015	DLC
1,1,1-Trichloroethane	EPA-8260	ND	0.049	1	MG/KG	09/23/2015	DLC
1,1-Dichloropropene	EPA-8260	ND	0.049	1	MG/KG	09/23/2015	DLC
1,2-Dichloroethane	EPA-8260	ND	0.010	1	MG/KG	09/23/2015	DLC
Benzene	EPA-8260	ND	0.0050	1	MG/KG	09/23/2015	DLC
Trichloroethene	EPA-8260	0.020	0.010	1	MG/KG	09/23/2015	DLC
1,2-Dichloropropane	EPA-8260	ND	0.050	1	MG/KG	09/23/2015	DLC
Dibromomethane	EPA-8260	ND	0.063	1	MG/KG	09/23/2015	DLC
Bromodichloromethane	EPA-8260	ND	0.055	1	MG/KG	09/23/2015	DLC
Trans-1,3-Dichloropropene	EPA-8260	ND	0.059	1	MG/KG	09/23/2015	DLC
4-Methyl-2-Pentanone	EPA-8260	ND	0.055	1	MG/KG	09/23/2015	DLC
Toluene	EPA-8260	ND	0.057	1	MG/KG	09/23/2015	DLC
Cis-1,3-Dichloropropene	EPA-8260	ND	0.057	1	MG/KG	09/23/2015	DLC
1,1,2-Trichloroethane	EPA-8260	ND	0.059	1	MG/KG	09/23/2015	DLC
2-Hexanone	EPA-8260	ND	0.050	1	MG/KG	09/23/2015	DLC
1,3-Dichloropropane	EPA-8260	ND	0.057	1	MG/KG	09/23/2015	DLC
Tetrachloroethylene	EPA-8260	0.047	0.010	1	MG/KG	09/23/2015	DLC
Dibromochloromethane	EPA-8260	ND	0.085	1	MG/KG	09/23/2015	DLC
1,2-Dibromoethane	EPA-8260	ND	0.0050	1	MG/KG	09/23/2015	DLC
Chlorobenzene	EPA-8260	ND	0.059	1	MG/KG	09/23/2015	DLC



CERTIFICATE OF ANALYSIS

CLIENT:	Terracon 21905 - 64th Ave W, Suite 100 Mountlake Terrace, WA 98043	DATE:	10/13/2015
CLIENT CONTACT:	Mike Noll	ALS JOB#:	EV15090110
CLIENT PROJECT:	81157132	ALS SAMPLE#:	EV15090110-06
CLIENT SAMPLE ID	SB-8, S-2, 3-4	DATE RECEIVED:	09/17/2015
		COLLECTION DATE:	9/17/2015 11:40:00 AM
		WDOE ACCREDITATION:	C601

SAMPLE DATA RESULTS

ANALYTE	METHOD	RESULTS	REPORTING LIMITS	DILUTION FACTOR	UNITS	ANALYSIS DATE	ANALYSIS BY
1,1,1,2-Tetrachloroethane	EPA-8260	ND	0.046	1	MG/KG	09/23/2015	DLC
Ethylbenzene	EPA-8260	ND	0.058	1	MG/KG	09/23/2015	DLC
m,p-Xylene	EPA-8260	ND	0.10	1	MG/KG	09/23/2015	DLC
Styrene	EPA-8260	ND	0.045	1	MG/KG	09/23/2015	DLC
o-Xylene	EPA-8260	ND	0.050	1	MG/KG	09/23/2015	DLC
Bromoform	EPA-8260	ND	0.063	1	MG/KG	09/23/2015	DLC
Isopropylbenzene	EPA-8260	ND	0.048	1	MG/KG	09/23/2015	DLC
1,1,2,2-Tetrachloroethane	EPA-8260	ND	0.061	1	MG/KG	09/23/2015	DLC
1,2,3-Trichloropropane	EPA-8260	ND	0.064	1	MG/KG	09/23/2015	DLC
Bromobenzene	EPA-8260	ND	0.061	1	MG/KG	09/23/2015	DLC
N-Propyl Benzene	EPA-8260	ND	0.059	1	MG/KG	09/23/2015	DLC
2-Chlorotoluene	EPA-8260	ND	0.061	1	MG/KG	09/23/2015	DLC
1,3,5-Trimethylbenzene	EPA-8260	ND	0.044	1	MG/KG	09/23/2015	DLC
4-Chlorotoluene	EPA-8260	ND	0.088	1	MG/KG	09/23/2015	DLC
T-Butyl Benzene	EPA-8260	ND	0.057	1	MG/KG	09/23/2015	DLC
1,2,4-Trimethylbenzene	EPA-8260	ND	0.048	1	MG/KG	09/23/2015	DLC
S-Butyl Benzene	EPA-8260	ND	0.052	1	MG/KG	09/23/2015	DLC
P-Isopropyltoluene	EPA-8260	ND	0.042	1	MG/KG	09/23/2015	DLC
1,3-Dichlorobenzene	EPA-8260	ND	0.062	1	MG/KG	09/23/2015	DLC
1,4-Dichlorobenzene	EPA-8260	ND	0.058	1	MG/KG	09/23/2015	DLC
N-Butylbenzene	EPA-8260	ND	0.046	1	MG/KG	09/23/2015	DLC
1,2-Dichlorobenzene	EPA-8260	ND	0.062	1	MG/KG	09/23/2015	DLC
1,2-Dibromo 3-Chloropropane	EPA-8260	ND	0.073	1	MG/KG	09/23/2015	DLC
1,2,4-Trichlorobenzene	EPA-8260	ND	0.054	1	MG/KG	09/23/2015	DLC
Hexachlorobutadiene	EPA-8260	ND	0.064	1	MG/KG	09/23/2015	DLC
Naphthalene	EPA-8260	ND	0.061	1	MG/KG	09/23/2015	DLC
1,2,3-Trichlorobenzene	EPA-8260	ND	0.058	1	MG/KG	09/23/2015	DLC

SURROGATE	METHOD	%REC	ANALYSIS DATE	ANALYSIS BY
1,2-Dichloroethane-d4	EPA-8260	96.5	09/23/2015	DLC
1,2-Dichloroethane-d4	EPA-8260	101	09/24/2015	DLC
Toluene-d8	EPA-8260	96.7	09/23/2015	DLC
Toluene-d8	EPA-8260	96.5	09/24/2015	DLC
4-Bromofluorobenzene	EPA-8260	102	09/23/2015	DLC
4-Bromofluorobenzene	EPA-8260	103	09/24/2015	DLC

U - Analyte analyzed for but not detected at level above reporting limit.



CERTIFICATE OF ANALYSIS

CLIENT:	Terracon 21905 - 64th Ave W, Suite 100 Mountlake Terrace, WA 98043	DATE:	10/13/2015
CLIENT CONTACT:	Mike Noll	ALS JOB#:	EV15090110
CLIENT PROJECT:	81157132	ALS SAMPLE#:	EV15090110-07
CLIENT SAMPLE ID	SB-1-W	DATE RECEIVED:	09/17/2015
		COLLECTION DATE:	9/17/2015 11:55:00 AM
		WDOE ACCREDITATION:	C601

SAMPLE DATA RESULTS

ANALYTE	METHOD	RESULTS	REPORTING LIMITS	DILUTION FACTOR	UNITS	ANALYSIS DATE	ANALYSIS BY
Dichlorodifluoromethane	EPA-8260	ND	2.0	1	UG/L	09/19/2015	DLC
Chloromethane	EPA-8260	ND	2.0	1	UG/L	09/19/2015	DLC
Vinyl Chloride	EPA-8260	830	50	250	UG/L	09/21/2015	DLC
Bromomethane	EPA-8260	ND	2.0	1	UG/L	09/19/2015	DLC
Chloroethane	EPA-8260	ND	2.0	1	UG/L	09/19/2015	DLC
Carbon Tetrachloride	EPA-8260	ND	2.0	1	UG/L	09/19/2015	DLC
Trichlorofluoromethane	EPA-8260	ND	2.0	1	UG/L	09/19/2015	DLC
Carbon Disulfide	EPA-8260	ND	2.0	1	UG/L	09/19/2015	DLC
Acetone	EPA-8260	ND	25	1	UG/L	09/19/2015	DLC
1,1-Dichloroethene	EPA-8260	ND	500	250	UG/L	09/21/2015	DLC
Methylene Chloride	EPA-8260	ND	5.0	1	UG/L	09/19/2015	DLC
Acrylonitrile	EPA-8260	ND	10	1	UG/L	09/19/2015	DLC
Methyl T-Butyl Ether	EPA-8260	ND	2.0	1	UG/L	09/19/2015	DLC
Trans-1,2-Dichloroethene	EPA-8260	ND	500	250	UG/L	09/21/2015	DLC
1,1-Dichloroethane	EPA-8260	ND	2.0	1	UG/L	09/19/2015	DLC
2-Butanone	EPA-8260	ND	10	1	UG/L	09/19/2015	DLC
Cis-1,2-Dichloroethene	EPA-8260	13000	2000	1000	UG/L	09/23/2015	DLC
2,2-Dichloropropane	EPA-8260	ND	2.0	1	UG/L	09/19/2015	DLC
Bromochloromethane	EPA-8260	ND	2.0	1	UG/L	09/19/2015	DLC
Chloroform	EPA-8260	ND	2.0	1	UG/L	09/19/2015	DLC
1,1,1-Trichloroethane	EPA-8260	ND	2.0	1	UG/L	09/19/2015	DLC
1,1-Dichloropropene	EPA-8260	ND	2.0	1	UG/L	09/19/2015	DLC
1,2-Dichloroethane	EPA-8260	ND	2.0	1	UG/L	09/19/2015	DLC
Benzene	EPA-8260	ND	2.0	1	UG/L	09/19/2015	DLC
Trichloroethene	EPA-8260	ND	500	250	UG/L	09/21/2015	DLC
1,2-Dichloropropane	EPA-8260	ND	2.0	1	UG/L	09/19/2015	DLC
Dibromomethane	EPA-8260	ND	2.0	1	UG/L	09/19/2015	DLC
Bromodichloromethane	EPA-8260	ND	2.0	1	UG/L	09/19/2015	DLC
Trans-1,3-Dichloropropene	EPA-8260	ND	2.0	1	UG/L	09/19/2015	DLC
4-Methyl-2-Pentanone	EPA-8260	ND	10	1	UG/L	09/19/2015	DLC
Toluene	EPA-8260	ND	2.0	1	UG/L	09/19/2015	DLC
Cis-1,3-Dichloropropene	EPA-8260	ND	2.0	1	UG/L	09/19/2015	DLC
1,1,2-Trichloroethane	EPA-8260	ND	2.0	1	UG/L	09/19/2015	DLC
2-Hexanone	EPA-8260	ND	10	1	UG/L	09/19/2015	DLC
1,3-Dichloropropane	EPA-8260	ND	2.0	1	UG/L	09/19/2015	DLC
Tetrachloroethylene	EPA-8260	ND	500	250	UG/L	09/21/2015	DLC
Dibromochloromethane	EPA-8260	ND	2.0	1	UG/L	09/19/2015	DLC
1,2-Dibromoethane	EPA-8260	ND	0.010	1	UG/L	09/19/2015	DLC
Chlorobenzene	EPA-8260	ND	2.0	1	UG/L	09/19/2015	DLC



CERTIFICATE OF ANALYSIS

CLIENT:	Terracon 21905 - 64th Ave W, Suite 100 Mountlake Terrace, WA 98043	DATE:	10/13/2015
CLIENT CONTACT:	Mike Noll	ALS JOB#:	EV15090110
CLIENT PROJECT:	81157132	ALS SAMPLE#:	EV15090110-07
CLIENT SAMPLE ID	SB-1-W	DATE RECEIVED:	09/17/2015
		COLLECTION DATE:	9/17/2015 11:55:00 AM
		WDOE ACCREDITATION:	C601

SAMPLE DATA RESULTS

ANALYTE	METHOD	RESULTS	REPORTING LIMITS	DILUTION FACTOR	UNITS	ANALYSIS DATE	ANALYSIS BY
1,1,1,2-Tetrachloroethane	EPA-8260	ND	2.0	1	UG/L	09/19/2015	DLC
Ethylbenzene	EPA-8260	ND	2.0	1	UG/L	09/19/2015	DLC
m,p-Xylene	EPA-8260	ND	4.0	1	UG/L	09/19/2015	DLC
Styrene	EPA-8260	ND	2.0	1	UG/L	09/19/2015	DLC
o-Xylene	EPA-8260	ND	2.0	1	UG/L	09/19/2015	DLC
Bromoform	EPA-8260	ND	2.0	1	UG/L	09/19/2015	DLC
Isopropylbenzene	EPA-8260	ND	2.0	1	UG/L	09/19/2015	DLC
1,1,2,2-Tetrachloroethane	EPA-8260	ND	2.0	1	UG/L	09/19/2015	DLC
1,2,3-Trichloropropane	EPA-8260	ND	2.0	1	UG/L	09/19/2015	DLC
Bromobenzene	EPA-8260	ND	2.0	1	UG/L	09/19/2015	DLC
N-Propyl Benzene	EPA-8260	ND	2.0	1	UG/L	09/19/2015	DLC
2-Chlorotoluene	EPA-8260	ND	2.0	1	UG/L	09/19/2015	DLC
1,3,5-Trimethylbenzene	EPA-8260	ND	2.0	1	UG/L	09/19/2015	DLC
4-Chlorotoluene	EPA-8260	ND	2.0	1	UG/L	09/19/2015	DLC
T-Butyl Benzene	EPA-8260	ND	2.0	1	UG/L	09/19/2015	DLC
1,2,4-Trimethylbenzene	EPA-8260	ND	2.0	1	UG/L	09/19/2015	DLC
S-Butyl Benzene	EPA-8260	ND	2.0	1	UG/L	09/19/2015	DLC
P-Isopropyltoluene	EPA-8260	ND	2.0	1	UG/L	09/19/2015	DLC
1,3-Dichlorobenzene	EPA-8260	ND	2.0	1	UG/L	09/19/2015	DLC
1,4-Dichlorobenzene	EPA-8260	ND	2.0	1	UG/L	09/19/2015	DLC
N-Butylbenzene	EPA-8260	ND	2.0	1	UG/L	09/19/2015	DLC
1,2-Dichlorobenzene	EPA-8260	ND	2.0	1	UG/L	09/19/2015	DLC
1,2-Dibromo 3-Chloropropane	EPA-8260	ND	10	1	UG/L	09/19/2015	DLC
1,2,4-Trichlorobenzene	EPA-8260	ND	2.0	1	UG/L	09/19/2015	DLC
Hexachlorobutadiene	EPA-8260	ND	2.0	1	UG/L	09/19/2015	DLC
Naphthalene	EPA-8260	ND	2.0	1	UG/L	09/19/2015	DLC
1,2,3-Trichlorobenzene	EPA-8260	ND	2.0	1	UG/L	09/19/2015	DLC

SURROGATE	METHOD	%REC	ANALYSIS DATE	ANALYSIS BY
1,2-Dichloroethane-d4	EPA-8260	99.7	09/19/2015	DLC
1,2-Dichloroethane-d4 250X Dilution	EPA-8260	95.7	09/21/2015	DLC
1,2-Dichloroethane-d4 1000X Dilution	EPA-8260	102	09/23/2015	DLC
Toluene-d8	EPA-8260	100	09/19/2015	DLC
Toluene-d8 250X Dilution	EPA-8260	103	09/21/2015	DLC
Toluene-d8 1000X Dilution	EPA-8260	99.0	09/23/2015	DLC
4-Bromofluorobenzene	EPA-8260	98.6	09/19/2015	DLC
4-Bromofluorobenzene 250X Dilution	EPA-8260	96.0	09/21/2015	DLC
4-Bromofluorobenzene 1000X	EPA-8260	99.9	09/23/2015	DLC



CERTIFICATE OF ANALYSIS

CLIENT:	Terracon 21905 - 64th Ave W, Suite 100 Mountlake Terrace, WA 98043	DATE:	10/13/2015
CLIENT CONTACT:	Mike Noll	ALS JOB#:	EV15090110
CLIENT PROJECT:	81157132	ALS SAMPLE#:	EV15090110-07
CLIENT SAMPLE ID	SB-1-W	DATE RECEIVED:	09/17/2015
		COLLECTION DATE:	9/17/2015 11:55:00 AM
		WDOE ACCREDITATION:	C601

SAMPLE DATA RESULTS

SURROGATE	METHOD	%REC	ANALYSIS DATE	ANALYSIS BY
Dilution				

U - Analyte analyzed for but not detected at level above reporting limit.



CERTIFICATE OF ANALYSIS

CLIENT:	Terracon 21905 - 64th Ave W, Suite 100 Mountlake Terrace, WA 98043	DATE:	10/13/2015
CLIENT CONTACT:	Mike Noll	ALS JOB#:	EV15090110
CLIENT PROJECT:	81157132	ALS SAMPLE#:	EV15090110-08
CLIENT SAMPLE ID	SB-2-W	DATE RECEIVED:	09/17/2015
		COLLECTION DATE:	9/17/2015 12:05:00 PM
		WDOE ACCREDITATION:	C601

SAMPLE DATA RESULTS

ANALYTE	METHOD	RESULTS	REPORTING LIMITS	DILUTION FACTOR	UNITS	ANALYSIS DATE	ANALYSIS BY
Dichlorodifluoromethane	EPA-8260	ND	2.0	1	UG/L	09/19/2015	DLC
Chloromethane	EPA-8260	ND	2.0	1	UG/L	09/19/2015	DLC
Vinyl Chloride	EPA-8260	240	20	100	UG/L	09/21/2015	DLC
Bromomethane	EPA-8260	ND	2.0	1	UG/L	09/19/2015	DLC
Chloroethane	EPA-8260	15	2.0	1	UG/L	09/19/2015	DLC
Carbon Tetrachloride	EPA-8260	ND	2.0	1	UG/L	09/19/2015	DLC
Trichlorofluoromethane	EPA-8260	ND	2.0	1	UG/L	09/19/2015	DLC
Carbon Disulfide	EPA-8260	ND	2.0	1	UG/L	09/19/2015	DLC
Acetone	EPA-8260	ND	25	1	UG/L	09/19/2015	DLC
1,1-Dichloroethene	EPA-8260	6.9	2.0	1	UG/L	09/19/2015	DLC
Methylene Chloride	EPA-8260	ND	5.0	1	UG/L	09/19/2015	DLC
Acrylonitrile	EPA-8260	ND	10	1	UG/L	09/19/2015	DLC
Methyl T-Butyl Ether	EPA-8260	ND	2.0	1	UG/L	09/19/2015	DLC
Trans-1,2-Dichloroethene	EPA-8260	29	2.0	1	UG/L	09/19/2015	DLC
1,1-Dichloroethane	EPA-8260	ND	2.0	1	UG/L	09/19/2015	DLC
2-Butanone	EPA-8260	ND	10	1	UG/L	09/19/2015	DLC
Cis-1,2-Dichloroethene	EPA-8260	3600	200	100	UG/L	09/21/2015	DLC
2,2-Dichloropropane	EPA-8260	ND	2.0	1	UG/L	09/19/2015	DLC
Bromochloromethane	EPA-8260	ND	2.0	1	UG/L	09/19/2015	DLC
Chloroform	EPA-8260	ND	2.0	1	UG/L	09/19/2015	DLC
1,1,1-Trichloroethane	EPA-8260	ND	2.0	1	UG/L	09/19/2015	DLC
1,1-Dichloropropene	EPA-8260	ND	2.0	1	UG/L	09/19/2015	DLC
1,2-Dichloroethane	EPA-8260	ND	2.0	1	UG/L	09/19/2015	DLC
Benzene	EPA-8260	ND	2.0	1	UG/L	09/19/2015	DLC
Trichloroethene	EPA-8260	340	200	100	UG/L	09/21/2015	DLC
1,2-Dichloropropane	EPA-8260	ND	2.0	1	UG/L	09/19/2015	DLC
Dibromomethane	EPA-8260	ND	2.0	1	UG/L	09/19/2015	DLC
Bromodichloromethane	EPA-8260	ND	2.0	1	UG/L	09/19/2015	DLC
Trans-1,3-Dichloropropene	EPA-8260	ND	2.0	1	UG/L	09/19/2015	DLC
4-Methyl-2-Pentanone	EPA-8260	ND	10	1	UG/L	09/19/2015	DLC
Toluene	EPA-8260	ND	2.0	1	UG/L	09/19/2015	DLC
Cis-1,3-Dichloropropene	EPA-8260	ND	2.0	1	UG/L	09/19/2015	DLC
1,1,2-Trichloroethane	EPA-8260	ND	2.0	1	UG/L	09/19/2015	DLC
2-Hexanone	EPA-8260	ND	10	1	UG/L	09/19/2015	DLC
1,3-Dichloropropane	EPA-8260	ND	2.0	1	UG/L	09/19/2015	DLC
Tetrachloroethylene	EPA-8260	ND	200	100	UG/L	09/21/2015	DLC
Dibromochloromethane	EPA-8260	ND	2.0	1	UG/L	09/19/2015	DLC
1,2-Dibromoethane	EPA-8260	ND	0.010	1	UG/L	09/19/2015	DLC
Chlorobenzene	EPA-8260	ND	2.0	1	UG/L	09/19/2015	DLC



CERTIFICATE OF ANALYSIS

CLIENT:	Terracon 21905 - 64th Ave W, Suite 100 Mountlake Terrace, WA 98043	DATE:	10/13/2015
CLIENT CONTACT:	Mike Noll	ALS JOB#:	EV15090110
CLIENT PROJECT:	81157132	ALS SAMPLE#:	EV15090110-08
CLIENT SAMPLE ID	SB-2-W	DATE RECEIVED:	09/17/2015
		COLLECTION DATE:	9/17/2015 12:05:00 PM
		WDOE ACCREDITATION:	C601

SAMPLE DATA RESULTS

ANALYTE	METHOD	RESULTS	REPORTING LIMITS	DILUTION FACTOR	UNITS	ANALYSIS DATE	ANALYSIS BY
1,1,1,2-Tetrachloroethane	EPA-8260	ND	2.0	1	UG/L	09/19/2015	DLC
Ethylbenzene	EPA-8260	ND	2.0	1	UG/L	09/19/2015	DLC
m,p-Xylene	EPA-8260	ND	4.0	1	UG/L	09/19/2015	DLC
Styrene	EPA-8260	ND	2.0	1	UG/L	09/19/2015	DLC
o-Xylene	EPA-8260	ND	2.0	1	UG/L	09/19/2015	DLC
Bromoform	EPA-8260	ND	2.0	1	UG/L	09/19/2015	DLC
Isopropylbenzene	EPA-8260	ND	2.0	1	UG/L	09/19/2015	DLC
1,1,2,2-Tetrachloroethane	EPA-8260	ND	2.0	1	UG/L	09/19/2015	DLC
1,2,3-Trichloropropane	EPA-8260	ND	2.0	1	UG/L	09/19/2015	DLC
Bromobenzene	EPA-8260	ND	2.0	1	UG/L	09/19/2015	DLC
N-Propyl Benzene	EPA-8260	ND	2.0	1	UG/L	09/19/2015	DLC
2-Chlorotoluene	EPA-8260	ND	2.0	1	UG/L	09/19/2015	DLC
1,3,5-Trimethylbenzene	EPA-8260	ND	2.0	1	UG/L	09/19/2015	DLC
4-Chlorotoluene	EPA-8260	ND	2.0	1	UG/L	09/19/2015	DLC
T-Butyl Benzene	EPA-8260	ND	2.0	1	UG/L	09/19/2015	DLC
1,2,4-Trimethylbenzene	EPA-8260	ND	2.0	1	UG/L	09/19/2015	DLC
S-Butyl Benzene	EPA-8260	ND	2.0	1	UG/L	09/19/2015	DLC
P-Isopropyltoluene	EPA-8260	ND	2.0	1	UG/L	09/19/2015	DLC
1,3-Dichlorobenzene	EPA-8260	ND	2.0	1	UG/L	09/19/2015	DLC
1,4-Dichlorobenzene	EPA-8260	ND	2.0	1	UG/L	09/19/2015	DLC
N-Butylbenzene	EPA-8260	ND	2.0	1	UG/L	09/19/2015	DLC
1,2-Dichlorobenzene	EPA-8260	ND	2.0	1	UG/L	09/19/2015	DLC
1,2-Dibromo 3-Chloropropane	EPA-8260	ND	10	1	UG/L	09/19/2015	DLC
1,2,4-Trichlorobenzene	EPA-8260	ND	2.0	1	UG/L	09/19/2015	DLC
Hexachlorobutadiene	EPA-8260	ND	2.0	1	UG/L	09/19/2015	DLC
Naphthalene	EPA-8260	ND	2.0	1	UG/L	09/19/2015	DLC
1,2,3-Trichlorobenzene	EPA-8260	ND	2.0	1	UG/L	09/19/2015	DLC

SURROGATE	METHOD	%REC	ANALYSIS DATE	ANALYSIS BY
1,2-Dichloroethane-d4	EPA-8260	98.8	09/19/2015	DLC
1,2-Dichloroethane-d4 100X Dilution	EPA-8260	94.9	09/21/2015	DLC
Toluene-d8	EPA-8260	98.9	09/19/2015	DLC
Toluene-d8 100X Dilution	EPA-8260	105	09/21/2015	DLC
4-Bromofluorobenzene	EPA-8260	98.2	09/19/2015	DLC
4-Bromofluorobenzene 100X Dilution	EPA-8260	97.2	09/21/2015	DLC

U - Analyte analyzed for but not detected at level above reporting limit.



CERTIFICATE OF ANALYSIS

CLIENT:	Terracon 21905 - 64th Ave W, Suite 100 Mountlake Terrace, WA 98043	DATE:	10/13/2015
CLIENT CONTACT:	Mike Noll	ALS JOB#:	EV15090110
CLIENT PROJECT:	81157132	ALS SAMPLE#:	EV15090110-09
CLIENT SAMPLE ID	SB-3-W	DATE RECEIVED:	09/17/2015
		COLLECTION DATE:	9/17/2015 12:17:00 PM
		WDOE ACCREDITATION:	C601

SAMPLE DATA RESULTS

ANALYTE	METHOD	RESULTS	REPORTING LIMITS	DILUTION FACTOR	UNITS	ANALYSIS DATE	ANALYSIS BY
Dichlorodifluoromethane	EPA-8260	ND	2.0	1	UG/L	09/19/2015	DLC
Chloromethane	EPA-8260	ND	2.0	1	UG/L	09/19/2015	DLC
Vinyl Chloride	EPA-8260	750	20	100	UG/L	09/21/2015	DLC
Bromomethane	EPA-8260	ND	2.0	1	UG/L	09/19/2015	DLC
Chloroethane	EPA-8260	10	2.0	1	UG/L	09/19/2015	DLC
Carbon Tetrachloride	EPA-8260	ND	2.0	1	UG/L	09/19/2015	DLC
Trichlorofluoromethane	EPA-8260	ND	2.0	1	UG/L	09/19/2015	DLC
Carbon Disulfide	EPA-8260	ND	2.0	1	UG/L	09/19/2015	DLC
Acetone	EPA-8260	ND	25	1	UG/L	09/19/2015	DLC
1,1-Dichloroethene	EPA-8260	13	2.0	1	UG/L	09/19/2015	DLC
Methylene Chloride	EPA-8260	ND	5.0	1	UG/L	09/19/2015	DLC
Acrylonitrile	EPA-8260	ND	10	1	UG/L	09/19/2015	DLC
Methyl T-Butyl Ether	EPA-8260	ND	2.0	1	UG/L	09/19/2015	DLC
Trans-1,2-Dichloroethene	EPA-8260	ND	200	100	UG/L	09/21/2015	DLC
1,1-Dichloroethane	EPA-8260	ND	2.0	1	UG/L	09/19/2015	DLC
2-Butanone	EPA-8260	ND	10	1	UG/L	09/19/2015	DLC
Cis-1,2-Dichloroethene	EPA-8260	4700	2000	1000	UG/L	09/23/2015	DLC
2,2-Dichloropropane	EPA-8260	ND	2.0	1	UG/L	09/19/2015	DLC
Bromochloromethane	EPA-8260	ND	2.0	1	UG/L	09/19/2015	DLC
Chloroform	EPA-8260	ND	2.0	1	UG/L	09/19/2015	DLC
1,1,1-Trichloroethane	EPA-8260	ND	2.0	1	UG/L	09/19/2015	DLC
1,1-Dichloropropene	EPA-8260	ND	2.0	1	UG/L	09/19/2015	DLC
1,2-Dichloroethane	EPA-8260	ND	2.0	1	UG/L	09/19/2015	DLC
Benzene	EPA-8260	ND	2.0	1	UG/L	09/19/2015	DLC
Trichloroethene	EPA-8260	2100	200	100	UG/L	09/21/2015	DLC
1,2-Dichloropropane	EPA-8260	ND	2.0	1	UG/L	09/19/2015	DLC
Dibromomethane	EPA-8260	ND	2.0	1	UG/L	09/19/2015	DLC
Bromodichloromethane	EPA-8260	ND	2.0	1	UG/L	09/19/2015	DLC
Trans-1,3-Dichloropropene	EPA-8260	ND	2.0	1	UG/L	09/19/2015	DLC
4-Methyl-2-Pentanone	EPA-8260	ND	10	1	UG/L	09/19/2015	DLC
Toluene	EPA-8260	2.0	2.0	1	UG/L	09/19/2015	DLC
Cis-1,3-Dichloropropene	EPA-8260	ND	2.0	1	UG/L	09/19/2015	DLC
1,1,2-Trichloroethane	EPA-8260	ND	2.0	1	UG/L	09/19/2015	DLC
2-Hexanone	EPA-8260	ND	10	1	UG/L	09/19/2015	DLC
1,3-Dichloropropane	EPA-8260	ND	2.0	1	UG/L	09/19/2015	DLC
Tetrachloroethylene	EPA-8260	24000	2000	1000	UG/L	09/23/2015	DLC
Dibromochloromethane	EPA-8260	ND	2.0	1	UG/L	09/19/2015	DLC
1,2-Dibromoethane	EPA-8260	ND	0.010	1	UG/L	09/19/2015	DLC
Chlorobenzene	EPA-8260	ND	2.0	1	UG/L	09/19/2015	DLC



CERTIFICATE OF ANALYSIS

CLIENT:	Terracon 21905 - 64th Ave W, Suite 100 Mountlake Terrace, WA 98043	DATE:	10/13/2015
CLIENT CONTACT:	Mike Noll	ALS JOB#:	EV15090110
CLIENT PROJECT:	81157132	ALS SAMPLE#:	EV15090110-09
CLIENT SAMPLE ID	SB-3-W	DATE RECEIVED:	09/17/2015
		COLLECTION DATE:	9/17/2015 12:17:00 PM
		WDOE ACCREDITATION:	C601

SAMPLE DATA RESULTS

ANALYTE	METHOD	RESULTS	REPORTING LIMITS	DILUTION FACTOR	UNITS	ANALYSIS DATE	ANALYSIS BY
1,1,1,2-Tetrachloroethane	EPA-8260	ND	2.0	1	UG/L	09/19/2015	DLC
Ethylbenzene	EPA-8260	ND	2.0	1	UG/L	09/19/2015	DLC
m,p-Xylene	EPA-8260	ND	4.0	1	UG/L	09/19/2015	DLC
Styrene	EPA-8260	ND	2.0	1	UG/L	09/19/2015	DLC
o-Xylene	EPA-8260	ND	2.0	1	UG/L	09/19/2015	DLC
Bromoform	EPA-8260	ND	2.0	1	UG/L	09/19/2015	DLC
Isopropylbenzene	EPA-8260	ND	2.0	1	UG/L	09/19/2015	DLC
1,1,2,2-Tetrachloroethane	EPA-8260	ND	2.0	1	UG/L	09/19/2015	DLC
1,2,3-Trichloropropane	EPA-8260	ND	2.0	1	UG/L	09/19/2015	DLC
Bromobenzene	EPA-8260	ND	2.0	1	UG/L	09/19/2015	DLC
N-Propyl Benzene	EPA-8260	ND	2.0	1	UG/L	09/19/2015	DLC
2-Chlorotoluene	EPA-8260	ND	2.0	1	UG/L	09/19/2015	DLC
1,3,5-Trimethylbenzene	EPA-8260	ND	2.0	1	UG/L	09/19/2015	DLC
4-Chlorotoluene	EPA-8260	ND	2.0	1	UG/L	09/19/2015	DLC
T-Butyl Benzene	EPA-8260	ND	2.0	1	UG/L	09/19/2015	DLC
1,2,4-Trimethylbenzene	EPA-8260	ND	2.0	1	UG/L	09/19/2015	DLC
S-Butyl Benzene	EPA-8260	ND	2.0	1	UG/L	09/19/2015	DLC
P-Isopropyltoluene	EPA-8260	ND	2.0	1	UG/L	09/19/2015	DLC
1,3-Dichlorobenzene	EPA-8260	ND	2.0	1	UG/L	09/19/2015	DLC
1,4-Dichlorobenzene	EPA-8260	ND	2.0	1	UG/L	09/19/2015	DLC
N-Butylbenzene	EPA-8260	ND	2.0	1	UG/L	09/19/2015	DLC
1,2-Dichlorobenzene	EPA-8260	ND	2.0	1	UG/L	09/19/2015	DLC
1,2-Dibromo 3-Chloropropane	EPA-8260	ND	10	1	UG/L	09/19/2015	DLC
1,2,4-Trichlorobenzene	EPA-8260	ND	2.0	1	UG/L	09/19/2015	DLC
Hexachlorobutadiene	EPA-8260	ND	2.0	1	UG/L	09/19/2015	DLC
Naphthalene	EPA-8260	ND	2.0	1	UG/L	09/19/2015	DLC
1,2,3-Trichlorobenzene	EPA-8260	ND	2.0	1	UG/L	09/19/2015	DLC

SURROGATE	METHOD	%REC	ANALYSIS DATE	ANALYSIS BY
1,2-Dichloroethane-d4	EPA-8260	98.4	09/19/2015	DLC
1,2-Dichloroethane-d4 100X Dilution	EPA-8260	96.5	09/21/2015	DLC
1,2-Dichloroethane-d4 1000X Dilution	EPA-8260	104	09/23/2015	DLC
Toluene-d8	EPA-8260	94.8	09/19/2015	DLC
Toluene-d8 100X Dilution	EPA-8260	104	09/21/2015	DLC
Toluene-d8 1000X Dilution	EPA-8260	99.5	09/23/2015	DLC
4-Bromofluorobenzene	EPA-8260	96.8	09/19/2015	DLC
4-Bromofluorobenzene 100X Dilution	EPA-8260	95.5	09/21/2015	DLC
4-Bromofluorobenzene 1000X	EPA-8260	99.8	09/23/2015	DLC

CERTIFICATE OF ANALYSIS

CLIENT:	Terracon 21905 - 64th Ave W, Suite 100 Mountlake Terrace, WA 98043	DATE:	10/13/2015
		ALS JOB#:	EV15090110
		ALS SAMPLE#:	EV15090110-09
CLIENT CONTACT:	Mike Noll	DATE RECEIVED:	09/17/2015
CLIENT PROJECT:	81157132	COLLECTION DATE:	9/17/2015 12:17:00 PM
CLIENT SAMPLE ID	SB-3-W	WDOE ACCREDITATION:	C601

SAMPLE DATA RESULTS

SURROGATE	METHOD	%REC	ANALYSIS DATE	ANALYSIS BY
Dilution				

U - Analyte analyzed for but not detected at level above reporting limit.



CERTIFICATE OF ANALYSIS

CLIENT:	Terracon 21905 - 64th Ave W, Suite 100 Mountlake Terrace, WA 98043	DATE:	10/13/2015
CLIENT CONTACT:	Mike Noll	ALS JOB#:	EV15090110
CLIENT PROJECT:	81157132	ALS SAMPLE#:	EV15090110-10
CLIENT SAMPLE ID	DP1-W	DATE RECEIVED:	09/17/2015
		COLLECTION DATE:	9/17/2015 12:30:00 PM
		WDOE ACCREDITATION:	C601

SAMPLE DATA RESULTS

ANALYTE	METHOD	RESULTS	REPORTING LIMITS	DILUTION FACTOR	UNITS	ANALYSIS DATE	ANALYSIS BY
Dichlorodifluoromethane	EPA-8260	ND	2.0	1	UG/L	09/19/2015	DLC
Chloromethane	EPA-8260	ND	2.0	1	UG/L	09/19/2015	DLC
Vinyl Chloride	EPA-8260	2.8	0.20	1	UG/L	09/19/2015	DLC
Bromomethane	EPA-8260	ND	2.0	1	UG/L	09/19/2015	DLC
Chloroethane	EPA-8260	ND	2.0	1	UG/L	09/19/2015	DLC
Carbon Tetrachloride	EPA-8260	ND	2.0	1	UG/L	09/19/2015	DLC
Trichlorofluoromethane	EPA-8260	ND	2.0	1	UG/L	09/19/2015	DLC
Carbon Disulfide	EPA-8260	ND	2.0	1	UG/L	09/19/2015	DLC
Acetone	EPA-8260	ND	25	1	UG/L	09/19/2015	DLC
1,1-Dichloroethene	EPA-8260	ND	2.0	1	UG/L	09/19/2015	DLC
Methylene Chloride	EPA-8260	ND	5.0	1	UG/L	09/19/2015	DLC
Acrylonitrile	EPA-8260	ND	10	1	UG/L	09/19/2015	DLC
Methyl T-Butyl Ether	EPA-8260	ND	2.0	1	UG/L	09/19/2015	DLC
Trans-1,2-Dichloroethene	EPA-8260	ND	2.0	1	UG/L	09/19/2015	DLC
1,1-Dichloroethane	EPA-8260	ND	2.0	1	UG/L	09/19/2015	DLC
2-Butanone	EPA-8260	ND	10	1	UG/L	09/19/2015	DLC
Cis-1,2-Dichloroethene	EPA-8260	54	40	20	UG/L	09/23/2015	DLC
2,2-Dichloropropane	EPA-8260	ND	2.0	1	UG/L	09/19/2015	DLC
Bromochloromethane	EPA-8260	ND	2.0	1	UG/L	09/19/2015	DLC
Chloroform	EPA-8260	ND	2.0	1	UG/L	09/19/2015	DLC
1,1,1-Trichloroethane	EPA-8260	ND	2.0	1	UG/L	09/19/2015	DLC
1,1-Dichloropropene	EPA-8260	ND	2.0	1	UG/L	09/19/2015	DLC
1,2-Dichloroethane	EPA-8260	ND	2.0	1	UG/L	09/19/2015	DLC
Benzene	EPA-8260	ND	2.0	1	UG/L	09/19/2015	DLC
Trichloroethene	EPA-8260	42	40	20	UG/L	09/23/2015	DLC
1,2-Dichloropropane	EPA-8260	ND	2.0	1	UG/L	09/19/2015	DLC
Dibromomethane	EPA-8260	ND	2.0	1	UG/L	09/19/2015	DLC
Bromodichloromethane	EPA-8260	ND	2.0	1	UG/L	09/19/2015	DLC
Trans-1,3-Dichloropropene	EPA-8260	ND	2.0	1	UG/L	09/19/2015	DLC
4-Methyl-2-Pentanone	EPA-8260	ND	10	1	UG/L	09/19/2015	DLC
Toluene	EPA-8260	ND	2.0	1	UG/L	09/19/2015	DLC
Cis-1,3-Dichloropropene	EPA-8260	ND	2.0	1	UG/L	09/19/2015	DLC
1,1,2-Trichloroethane	EPA-8260	ND	2.0	1	UG/L	09/19/2015	DLC
2-Hexanone	EPA-8260	ND	10	1	UG/L	09/19/2015	DLC
1,3-Dichloropropane	EPA-8260	ND	2.0	1	UG/L	09/19/2015	DLC
Tetrachloroethylene	EPA-8260	330	40	20	UG/L	09/23/2015	DLC
Dibromochloromethane	EPA-8260	ND	2.0	1	UG/L	09/19/2015	DLC
1,2-Dibromoethane	EPA-8260	ND	0.010	1	UG/L	09/19/2015	DLC
Chlorobenzene	EPA-8260	ND	2.0	1	UG/L	09/19/2015	DLC



CERTIFICATE OF ANALYSIS

CLIENT:	Terracon 21905 - 64th Ave W, Suite 100 Mountlake Terrace, WA 98043	DATE:	10/13/2015
CLIENT CONTACT:	Mike Noll	ALS JOB#:	EV15090110
CLIENT PROJECT:	81157132	ALS SAMPLE#:	EV15090110-10
CLIENT SAMPLE ID	DP1-W	DATE RECEIVED:	09/17/2015
		COLLECTION DATE:	9/17/2015 12:30:00 PM
		WDOE ACCREDITATION:	C601

SAMPLE DATA RESULTS

ANALYTE	METHOD	RESULTS	REPORTING LIMITS	DILUTION FACTOR	UNITS	ANALYSIS DATE	ANALYSIS BY
1,1,1,2-Tetrachloroethane	EPA-8260	ND	2.0	1	UG/L	09/19/2015	DLC
Ethylbenzene	EPA-8260	ND	2.0	1	UG/L	09/19/2015	DLC
m,p-Xylene	EPA-8260	ND	4.0	1	UG/L	09/19/2015	DLC
Styrene	EPA-8260	ND	2.0	1	UG/L	09/19/2015	DLC
o-Xylene	EPA-8260	ND	2.0	1	UG/L	09/19/2015	DLC
Bromoform	EPA-8260	ND	2.0	1	UG/L	09/19/2015	DLC
Isopropylbenzene	EPA-8260	ND	2.0	1	UG/L	09/19/2015	DLC
1,1,2,2-Tetrachloroethane	EPA-8260	ND	2.0	1	UG/L	09/19/2015	DLC
1,2,3-Trichloropropane	EPA-8260	ND	2.0	1	UG/L	09/19/2015	DLC
Bromobenzene	EPA-8260	ND	2.0	1	UG/L	09/19/2015	DLC
N-Propyl Benzene	EPA-8260	ND	2.0	1	UG/L	09/19/2015	DLC
2-Chlorotoluene	EPA-8260	ND	2.0	1	UG/L	09/19/2015	DLC
1,3,5-Trimethylbenzene	EPA-8260	ND	2.0	1	UG/L	09/19/2015	DLC
4-Chlorotoluene	EPA-8260	ND	2.0	1	UG/L	09/19/2015	DLC
T-Butyl Benzene	EPA-8260	ND	2.0	1	UG/L	09/19/2015	DLC
1,2,4-Trimethylbenzene	EPA-8260	ND	2.0	1	UG/L	09/19/2015	DLC
S-Butyl Benzene	EPA-8260	ND	2.0	1	UG/L	09/19/2015	DLC
P-Isopropyltoluene	EPA-8260	ND	2.0	1	UG/L	09/19/2015	DLC
1,3-Dichlorobenzene	EPA-8260	ND	2.0	1	UG/L	09/19/2015	DLC
1,4-Dichlorobenzene	EPA-8260	ND	2.0	1	UG/L	09/19/2015	DLC
N-Butylbenzene	EPA-8260	ND	2.0	1	UG/L	09/19/2015	DLC
1,2-Dichlorobenzene	EPA-8260	ND	2.0	1	UG/L	09/19/2015	DLC
1,2-Dibromo 3-Chloropropane	EPA-8260	ND	10	1	UG/L	09/19/2015	DLC
1,2,4-Trichlorobenzene	EPA-8260	ND	2.0	1	UG/L	09/19/2015	DLC
Hexachlorobutadiene	EPA-8260	ND	2.0	1	UG/L	09/19/2015	DLC
Naphthalene	EPA-8260	ND	2.0	1	UG/L	09/19/2015	DLC
1,2,3-Trichlorobenzene	EPA-8260	ND	2.0	1	UG/L	09/19/2015	DLC

SURROGATE	METHOD	%REC	ANALYSIS DATE	ANALYSIS BY
1,2-Dichloroethane-d4	EPA-8260	99.6	09/19/2015	DLC
1,2-Dichloroethane-d4 20X Dilution	EPA-8260	103	09/23/2015	DLC
Toluene-d8	EPA-8260	98.6	09/19/2015	DLC
Toluene-d8 20X Dilution	EPA-8260	98.7	09/23/2015	DLC
4-Bromofluorobenzene	EPA-8260	98.5	09/19/2015	DLC
4-Bromofluorobenzene 20X Dilution	EPA-8260	98.3	09/23/2015	DLC

U - Analyte analyzed for but not detected at level above reporting limit.



CERTIFICATE OF ANALYSIS

CLIENT:	Terracon 21905 - 64th Ave W, Suite 100 Mountlake Terrace, WA 98043	DATE:	10/13/2015
CLIENT CONTACT:	Mike Noll	ALS JOB#:	EV15090110
CLIENT PROJECT:	81157132	ALS SAMPLE#:	EV15090110-11
CLIENT SAMPLE ID	DP2-W	DATE RECEIVED:	09/17/2015
		COLLECTION DATE:	9/17/2015 12:45:00 PM
		WDOE ACCREDITATION:	C601

SAMPLE DATA RESULTS

ANALYTE	METHOD	RESULTS	REPORTING LIMITS	DILUTION FACTOR	UNITS	ANALYSIS DATE	ANALYSIS BY
Dichlorodifluoromethane	EPA-8260	ND	2.0	1	UG/L	09/23/2015	DLC
Chloromethane	EPA-8260	ND	2.0	1	UG/L	09/23/2015	DLC
Vinyl Chloride	EPA-8260	0.46	0.20	1	UG/L	09/23/2015	DLC
Bromomethane	EPA-8260	ND	2.0	1	UG/L	09/23/2015	DLC
Chloroethane	EPA-8260	ND	2.0	1	UG/L	09/23/2015	DLC
Carbon Tetrachloride	EPA-8260	ND	2.0	1	UG/L	09/23/2015	DLC
Trichlorofluoromethane	EPA-8260	ND	2.0	1	UG/L	09/23/2015	DLC
Carbon Disulfide	EPA-8260	ND	2.0	1	UG/L	09/23/2015	DLC
Acetone	EPA-8260	ND	25	1	UG/L	09/23/2015	DLC
1,1-Dichloroethene	EPA-8260	ND	2.0	1	UG/L	09/23/2015	DLC
Methylene Chloride	EPA-8260	ND	5.0	1	UG/L	09/23/2015	DLC
Acrylonitrile	EPA-8260	ND	10	1	UG/L	09/23/2015	DLC
Methyl T-Butyl Ether	EPA-8260	ND	2.0	1	UG/L	09/23/2015	DLC
Trans-1,2-Dichloroethene	EPA-8260	ND	2.0	1	UG/L	09/23/2015	DLC
1,1-Dichloroethane	EPA-8260	ND	2.0	1	UG/L	09/23/2015	DLC
2-Butanone	EPA-8260	ND	10	1	UG/L	09/23/2015	DLC
Cis-1,2-Dichloroethene	EPA-8260	4.6	2.0	1	UG/L	09/23/2015	DLC
2,2-Dichloropropane	EPA-8260	ND	2.0	1	UG/L	09/23/2015	DLC
Bromochloromethane	EPA-8260	ND	2.0	1	UG/L	09/23/2015	DLC
Chloroform	EPA-8260	ND	2.0	1	UG/L	09/23/2015	DLC
1,1,1-Trichloroethane	EPA-8260	ND	2.0	1	UG/L	09/23/2015	DLC
1,1-Dichloropropene	EPA-8260	ND	2.0	1	UG/L	09/23/2015	DLC
1,2-Dichloroethane	EPA-8260	ND	2.0	1	UG/L	09/23/2015	DLC
Benzene	EPA-8260	ND	2.0	1	UG/L	09/23/2015	DLC
Trichloroethene	EPA-8260	3.0	2.0	1	UG/L	09/23/2015	DLC
1,2-Dichloropropane	EPA-8260	ND	2.0	1	UG/L	09/23/2015	DLC
Dibromomethane	EPA-8260	ND	2.0	1	UG/L	09/23/2015	DLC
Bromodichloromethane	EPA-8260	ND	2.0	1	UG/L	09/23/2015	DLC
Trans-1,3-Dichloropropene	EPA-8260	ND	2.0	1	UG/L	09/23/2015	DLC
4-Methyl-2-Pentanone	EPA-8260	ND	10	1	UG/L	09/23/2015	DLC
Toluene	EPA-8260	ND	2.0	1	UG/L	09/23/2015	DLC
Cis-1,3-Dichloropropene	EPA-8260	ND	2.0	1	UG/L	09/23/2015	DLC
1,1,2-Trichloroethane	EPA-8260	ND	2.0	1	UG/L	09/23/2015	DLC
2-Hexanone	EPA-8260	ND	10	1	UG/L	09/23/2015	DLC
1,3-Dichloropropane	EPA-8260	ND	2.0	1	UG/L	09/23/2015	DLC
Tetrachloroethylene	EPA-8260	21	2.0	1	UG/L	09/23/2015	DLC
Dibromochloromethane	EPA-8260	ND	2.0	1	UG/L	09/23/2015	DLC
1,2-Dibromoethane	EPA-8260	ND	0.010	1	UG/L	09/23/2015	DLC
Chlorobenzene	EPA-8260	ND	2.0	1	UG/L	09/23/2015	DLC



CERTIFICATE OF ANALYSIS

CLIENT:	Terracon 21905 - 64th Ave W, Suite 100 Mountlake Terrace, WA 98043	DATE:	10/13/2015
CLIENT CONTACT:	Mike Noll	ALS JOB#:	EV15090110
CLIENT PROJECT:	81157132	ALS SAMPLE#:	EV15090110-11
CLIENT SAMPLE ID	DP2-W	DATE RECEIVED:	09/17/2015
		COLLECTION DATE:	9/17/2015 12:45:00 PM
		WDOE ACCREDITATION:	C601

SAMPLE DATA RESULTS

ANALYTE	METHOD	RESULTS	REPORTING LIMITS	DILUTION FACTOR	UNITS	ANALYSIS DATE	ANALYSIS BY
1,1,1,2-Tetrachloroethane	EPA-8260	ND	2.0	1	UG/L	09/23/2015	DLC
Ethylbenzene	EPA-8260	ND	2.0	1	UG/L	09/23/2015	DLC
m,p-Xylene	EPA-8260	ND	4.0	1	UG/L	09/23/2015	DLC
Styrene	EPA-8260	ND	2.0	1	UG/L	09/23/2015	DLC
o-Xylene	EPA-8260	ND	2.0	1	UG/L	09/23/2015	DLC
Bromoform	EPA-8260	ND	2.0	1	UG/L	09/23/2015	DLC
Isopropylbenzene	EPA-8260	ND	2.0	1	UG/L	09/23/2015	DLC
1,1,2,2-Tetrachloroethane	EPA-8260	ND	2.0	1	UG/L	09/23/2015	DLC
1,2,3-Trichloropropane	EPA-8260	ND	2.0	1	UG/L	09/23/2015	DLC
Bromobenzene	EPA-8260	ND	2.0	1	UG/L	09/23/2015	DLC
N-Propyl Benzene	EPA-8260	ND	2.0	1	UG/L	09/23/2015	DLC
2-Chlorotoluene	EPA-8260	ND	2.0	1	UG/L	09/23/2015	DLC
1,3,5-Trimethylbenzene	EPA-8260	ND	2.0	1	UG/L	09/23/2015	DLC
4-Chlorotoluene	EPA-8260	ND	2.0	1	UG/L	09/23/2015	DLC
T-Butyl Benzene	EPA-8260	ND	2.0	1	UG/L	09/23/2015	DLC
1,2,4-Trimethylbenzene	EPA-8260	ND	2.0	1	UG/L	09/23/2015	DLC
S-Butyl Benzene	EPA-8260	ND	2.0	1	UG/L	09/23/2015	DLC
P-Isopropyltoluene	EPA-8260	ND	2.0	1	UG/L	09/23/2015	DLC
1,3-Dichlorobenzene	EPA-8260	ND	2.0	1	UG/L	09/23/2015	DLC
1,4-Dichlorobenzene	EPA-8260	ND	2.0	1	UG/L	09/23/2015	DLC
N-Butylbenzene	EPA-8260	ND	2.0	1	UG/L	09/23/2015	DLC
1,2-Dichlorobenzene	EPA-8260	ND	2.0	1	UG/L	09/23/2015	DLC
1,2-Dibromo 3-Chloropropane	EPA-8260	ND	10	1	UG/L	09/23/2015	DLC
1,2,4-Trichlorobenzene	EPA-8260	ND	2.0	1	UG/L	09/23/2015	DLC
Hexachlorobutadiene	EPA-8260	ND	2.0	1	UG/L	09/23/2015	DLC
Naphthalene	EPA-8260	ND	2.0	1	UG/L	09/23/2015	DLC
1,2,3-Trichlorobenzene	EPA-8260	ND	2.0	1	UG/L	09/23/2015	DLC

SURROGATE	METHOD	%REC	ANALYSIS DATE	ANALYSIS BY
1,2-Dichloroethane-d4	EPA-8260	99.9	09/23/2015	DLC
Toluene-d8	EPA-8260	99.4	09/23/2015	DLC
4-Bromofluorobenzene	EPA-8260	99.8	09/23/2015	DLC

U - Analyte analyzed for but not detected at level above reporting limit.



CERTIFICATE OF ANALYSIS

CLIENT:	Terracon 21905 - 64th Ave W, Suite 100 Mountlake Terrace, WA 98043	DATE:	10/13/2015
CLIENT CONTACT:	Mike Noll	ALS JOB#:	EV15090110
CLIENT PROJECT:	81157132	ALS SAMPLE#:	EV15090110-12
CLIENT SAMPLE ID	DP3-W	DATE RECEIVED:	09/17/2015
		COLLECTION DATE:	9/17/2015 1:00:00 PM
		WDOE ACCREDITATION:	C601

SAMPLE DATA RESULTS

ANALYTE	METHOD	RESULTS	REPORTING LIMITS	DILUTION FACTOR	UNITS	ANALYSIS DATE	ANALYSIS BY
Dichlorodifluoromethane	EPA-8260	ND	2.0	1	UG/L	09/19/2015	DLC
Chloromethane	EPA-8260	ND	2.0	1	UG/L	09/19/2015	DLC
Vinyl Chloride	EPA-8260	66	40	200	UG/L	09/21/2015	DLC
Bromomethane	EPA-8260	ND	2.0	1	UG/L	09/19/2015	DLC
Chloroethane	EPA-8260	ND	2.0	1	UG/L	09/19/2015	DLC
Carbon Tetrachloride	EPA-8260	ND	2.0	1	UG/L	09/19/2015	DLC
Trichlorofluoromethane	EPA-8260	ND	2.0	1	UG/L	09/19/2015	DLC
Carbon Disulfide	EPA-8260	ND	2.0	1	UG/L	09/19/2015	DLC
Acetone	EPA-8260	ND	25	1	UG/L	09/19/2015	DLC
1,1-Dichloroethene	EPA-8260	7.1	2.0	1	UG/L	09/19/2015	DLC
Methylene Chloride	EPA-8260	ND	5.0	1	UG/L	09/19/2015	DLC
Acrylonitrile	EPA-8260	ND	10	1	UG/L	09/19/2015	DLC
Methyl T-Butyl Ether	EPA-8260	ND	2.0	1	UG/L	09/19/2015	DLC
Trans-1,2-Dichloroethene	EPA-8260	3.0	2.0	1	UG/L	09/19/2015	DLC
1,1-Dichloroethane	EPA-8260	ND	2.0	1	UG/L	09/19/2015	DLC
2-Butanone	EPA-8260	ND	10	1	UG/L	09/19/2015	DLC
Cis-1,2-Dichloroethene	EPA-8260	1100	400	200	UG/L	09/21/2015	DLC
2,2-Dichloropropane	EPA-8260	ND	2.0	1	UG/L	09/19/2015	DLC
Bromochloromethane	EPA-8260	ND	2.0	1	UG/L	09/19/2015	DLC
Chloroform	EPA-8260	ND	2.0	1	UG/L	09/19/2015	DLC
1,1,1-Trichloroethane	EPA-8260	ND	2.0	1	UG/L	09/19/2015	DLC
1,1-Dichloropropene	EPA-8260	ND	2.0	1	UG/L	09/19/2015	DLC
1,2-Dichloroethane	EPA-8260	ND	2.0	1	UG/L	09/19/2015	DLC
Benzene	EPA-8260	ND	2.0	1	UG/L	09/19/2015	DLC
Trichloroethene	EPA-8260	870	400	200	UG/L	09/21/2015	DLC
1,2-Dichloropropane	EPA-8260	ND	2.0	1	UG/L	09/19/2015	DLC
Dibromomethane	EPA-8260	ND	2.0	1	UG/L	09/19/2015	DLC
Bromodichloromethane	EPA-8260	ND	2.0	1	UG/L	09/19/2015	DLC
Trans-1,3-Dichloropropene	EPA-8260	ND	2.0	1	UG/L	09/19/2015	DLC
4-Methyl-2-Pentanone	EPA-8260	ND	10	1	UG/L	09/19/2015	DLC
Toluene	EPA-8260	ND	2.0	1	UG/L	09/19/2015	DLC
Cis-1,3-Dichloropropene	EPA-8260	ND	2.0	1	UG/L	09/19/2015	DLC
1,1,2-Trichloroethane	EPA-8260	ND	2.0	1	UG/L	09/19/2015	DLC
2-Hexanone	EPA-8260	ND	10	1	UG/L	09/19/2015	DLC
1,3-Dichloropropane	EPA-8260	ND	2.0	1	UG/L	09/19/2015	DLC
Tetrachloroethylene	EPA-8260	13000	2000	1000	UG/L	09/23/2015	DLC
Dibromochloromethane	EPA-8260	ND	2.0	1	UG/L	09/19/2015	DLC
1,2-Dibromoethane	EPA-8260	ND	0.010	1	UG/L	09/19/2015	DLC
Chlorobenzene	EPA-8260	ND	2.0	1	UG/L	09/19/2015	DLC



CERTIFICATE OF ANALYSIS

CLIENT:	Terracon 21905 - 64th Ave W, Suite 100 Mountlake Terrace, WA 98043	DATE:	10/13/2015
CLIENT CONTACT:	Mike Noll	ALS JOB#:	EV15090110
CLIENT PROJECT:	81157132	ALS SAMPLE#:	EV15090110-12
CLIENT SAMPLE ID	DP3-W	DATE RECEIVED:	09/17/2015
		COLLECTION DATE:	9/17/2015 1:00:00 PM
		WDOE ACCREDITATION:	C601

SAMPLE DATA RESULTS

ANALYTE	METHOD	RESULTS	REPORTING LIMITS	DILUTION FACTOR	UNITS	ANALYSIS DATE	ANALYSIS BY
1,1,1,2-Tetrachloroethane	EPA-8260	ND	2.0	1	UG/L	09/19/2015	DLC
Ethylbenzene	EPA-8260	ND	2.0	1	UG/L	09/19/2015	DLC
m,p-Xylene	EPA-8260	ND	4.0	1	UG/L	09/19/2015	DLC
Styrene	EPA-8260	ND	2.0	1	UG/L	09/19/2015	DLC
o-Xylene	EPA-8260	ND	2.0	1	UG/L	09/19/2015	DLC
Bromoform	EPA-8260	ND	2.0	1	UG/L	09/19/2015	DLC
Isopropylbenzene	EPA-8260	ND	2.0	1	UG/L	09/19/2015	DLC
1,1,2,2-Tetrachloroethane	EPA-8260	ND	2.0	1	UG/L	09/19/2015	DLC
1,2,3-Trichloropropane	EPA-8260	ND	2.0	1	UG/L	09/19/2015	DLC
Bromobenzene	EPA-8260	ND	2.0	1	UG/L	09/19/2015	DLC
N-Propyl Benzene	EPA-8260	ND	2.0	1	UG/L	09/19/2015	DLC
2-Chlorotoluene	EPA-8260	ND	2.0	1	UG/L	09/19/2015	DLC
1,3,5-Trimethylbenzene	EPA-8260	ND	2.0	1	UG/L	09/19/2015	DLC
4-Chlorotoluene	EPA-8260	ND	2.0	1	UG/L	09/19/2015	DLC
T-Butyl Benzene	EPA-8260	ND	2.0	1	UG/L	09/19/2015	DLC
1,2,4-Trimethylbenzene	EPA-8260	ND	2.0	1	UG/L	09/19/2015	DLC
S-Butyl Benzene	EPA-8260	ND	2.0	1	UG/L	09/19/2015	DLC
P-Isopropyltoluene	EPA-8260	ND	2.0	1	UG/L	09/19/2015	DLC
1,3-Dichlorobenzene	EPA-8260	ND	2.0	1	UG/L	09/19/2015	DLC
1,4-Dichlorobenzene	EPA-8260	ND	2.0	1	UG/L	09/19/2015	DLC
N-Butylbenzene	EPA-8260	ND	2.0	1	UG/L	09/19/2015	DLC
1,2-Dichlorobenzene	EPA-8260	ND	2.0	1	UG/L	09/19/2015	DLC
1,2-Dibromo 3-Chloropropane	EPA-8260	ND	10	1	UG/L	09/19/2015	DLC
1,2,4-Trichlorobenzene	EPA-8260	ND	2.0	1	UG/L	09/19/2015	DLC
Hexachlorobutadiene	EPA-8260	ND	2.0	1	UG/L	09/19/2015	DLC
Naphthalene	EPA-8260	ND	2.0	1	UG/L	09/19/2015	DLC
1,2,3-Trichlorobenzene	EPA-8260	ND	2.0	1	UG/L	09/19/2015	DLC

SURROGATE	METHOD	%REC	ANALYSIS DATE	ANALYSIS BY
1,2-Dichloroethane-d4	EPA-8260	98.9	09/19/2015	DLC
1,2-Dichloroethane-d4 200X Dilution	EPA-8260	96.7	09/21/2015	DLC
1,2-Dichloroethane-d4 1000X Dilution	EPA-8260	103	09/23/2015	DLC
Toluene-d8	EPA-8260	100	09/19/2015	DLC
Toluene-d8 200X Dilution	EPA-8260	104	09/21/2015	DLC
Toluene-d8 1000X Dilution	EPA-8260	98.1	09/23/2015	DLC
4-Bromofluorobenzene	EPA-8260	96.5	09/19/2015	DLC
4-Bromofluorobenzene 200X Dilution	EPA-8260	96.2	09/21/2015	DLC
4-Bromofluorobenzene 1000X	EPA-8260	98.8	09/23/2015	DLC

CERTIFICATE OF ANALYSIS

CLIENT:	Terracon 21905 - 64th Ave W, Suite 100 Mountlake Terrace, WA 98043	DATE:	10/13/2015
		ALS JOB#:	EV15090110
		ALS SAMPLE#:	EV15090110-12
CLIENT CONTACT:	Mike Noll	DATE RECEIVED:	09/17/2015
CLIENT PROJECT:	81157132	COLLECTION DATE:	9/17/2015 1:00:00 PM
CLIENT SAMPLE ID	DP3-W	WDOE ACCREDITATION:	C601

SAMPLE DATA RESULTS

SURROGATE	METHOD	%REC	ANALYSIS DATE	ANALYSIS BY
Dilution				

U - Analyte analyzed for but not detected at level above reporting limit.



CERTIFICATE OF ANALYSIS

CLIENT:	Terracon 21905 - 64th Ave W, Suite 100 Mountlake Terrace, WA 98043	DATE:	10/13/2015
CLIENT CONTACT:	Mike Noll	ALS JOB#:	EV15090110
CLIENT PROJECT:	81157132	ALS SAMPLE#:	EV15090110-13
CLIENT SAMPLE ID	DP7	DATE RECEIVED:	09/17/2015
		COLLECTION DATE:	9/17/2015 12:15:00 PM
		WDOE ACCREDITATION:	C601

SAMPLE DATA RESULTS

ANALYTE	METHOD	RESULTS	REPORTING LIMITS	DILUTION FACTOR	UNITS	ANALYSIS DATE	ANALYSIS BY
Dichlorodifluoromethane	EPA-8260	ND	200	1	UG/M3	09/19/2015	DLC
Chloromethane	EPA-8260	ND	200	1	UG/M3	09/19/2015	DLC
Vinyl Chloride	EPA-8260	170	20	1	UG/M3	09/19/2015	DLC
Bromomethane	EPA-8260	ND	200	1	UG/M3	09/19/2015	DLC
Chloroethane	EPA-8260	ND	200	1	UG/M3	09/19/2015	DLC
Carbon Tetrachloride	EPA-8260	ND	200	1	UG/M3	09/19/2015	DLC
Trichlorofluoromethane	EPA-8260	ND	200	1	UG/M3	09/19/2015	DLC
Carbon Disulfide	EPA-8260	ND	200	1	UG/M3	09/19/2015	DLC
Acetone	EPA-8260	ND	2500	1	UG/M3	09/19/2015	DLC
1,1-Dichloroethene	EPA-8260	ND	200	1	UG/M3	09/19/2015	DLC
Methylene Chloride	EPA-8260	ND	500	1	UG/M3	09/19/2015	DLC
Acrylonitrile	EPA-8260	ND	1000	1	UG/M3	09/19/2015	DLC
Methyl T-Butyl Ether	EPA-8260	ND	200	1	UG/M3	09/19/2015	DLC
Trans-1,2-Dichloroethene	EPA-8260	ND	200	1	UG/M3	09/19/2015	DLC
1,1-Dichloroethane	EPA-8260	ND	200	1	UG/M3	09/19/2015	DLC
2-Butanone	EPA-8260	ND	1000	1	UG/M3	09/19/2015	DLC
Cis-1,2-Dichloroethene	EPA-8260	ND	200	1	UG/M3	09/19/2015	DLC
2,2-Dichloropropane	EPA-8260	ND	200	1	UG/M3	09/19/2015	DLC
Bromochloromethane	EPA-8260	ND	200	1	UG/M3	09/19/2015	DLC
Chloroform	EPA-8260	ND	200	1	UG/M3	09/19/2015	DLC
1,1,1-Trichloroethane	EPA-8260	ND	200	1	UG/M3	09/19/2015	DLC
1,1-Dichloropropene	EPA-8260	ND	200	1	UG/M3	09/19/2015	DLC
1,2-Dichloroethane	EPA-8260	ND	200	1	UG/M3	09/19/2015	DLC
Benzene	EPA-8260	ND	200	1	UG/M3	09/19/2015	DLC
Trichloroethene	EPA-8260	ND	200	1	UG/M3	09/19/2015	DLC
1,2-Dichloropropane	EPA-8260	ND	200	1	UG/M3	09/19/2015	DLC
Dibromomethane	EPA-8260	ND	200	1	UG/M3	09/19/2015	DLC
Bromodichloromethane	EPA-8260	ND	200	1	UG/M3	09/19/2015	DLC
Trans-1,3-Dichloropropene	EPA-8260	ND	200	1	UG/M3	09/19/2015	DLC
4-Methyl-2-Pentanone	EPA-8260	ND	1000	1	UG/M3	09/19/2015	DLC
Toluene	EPA-8260	ND	200	1	UG/M3	09/19/2015	DLC
Cis-1,3-Dichloropropene	EPA-8260	ND	200	1	UG/M3	09/19/2015	DLC
1,1,2-Trichloroethane	EPA-8260	ND	200	1	UG/M3	09/19/2015	DLC
2-Hexanone	EPA-8260	ND	1000	1	UG/M3	09/19/2015	DLC
1,3-Dichloropropane	EPA-8260	ND	200	1	UG/M3	09/19/2015	DLC
Tetrachloroethylene	EPA-8260	250 H4	200	1	UG/M3	09/22/2015	DLC
Dibromochloromethane	EPA-8260	ND	200	1	UG/M3	09/19/2015	DLC
1,2-Dibromoethane	EPA-8260	ND	200	1	UG/M3	09/19/2015	DLC
Chlorobenzene	EPA-8260	ND	200	1	UG/M3	09/19/2015	DLC



CERTIFICATE OF ANALYSIS

CLIENT:	Terracon 21905 - 64th Ave W, Suite 100 Mountlake Terrace, WA 98043	DATE:	10/13/2015
CLIENT CONTACT:	Mike Noll	ALS JOB#:	EV15090110
CLIENT PROJECT:	81157132	ALS SAMPLE#:	EV15090110-13
CLIENT SAMPLE ID	DP7	DATE RECEIVED:	09/17/2015
		COLLECTION DATE:	9/17/2015 12:15:00 PM
		WDOE ACCREDITATION:	C601

SAMPLE DATA RESULTS

ANALYTE	METHOD	RESULTS	REPORTING LIMITS	DILUTION FACTOR	UNITS	ANALYSIS DATE	ANALYSIS BY
1,1,1,2-Tetrachloroethane	EPA-8260	ND	200	1	UG/M3	09/19/2015	DLC
Ethylbenzene	EPA-8260	ND	200	1	UG/M3	09/19/2015	DLC
m,p-Xylene	EPA-8260	ND	400	1	UG/M3	09/19/2015	DLC
Styrene	EPA-8260	ND	200	1	UG/M3	09/19/2015	DLC
o-Xylene	EPA-8260	ND	200	1	UG/M3	09/19/2015	DLC
Bromoform	EPA-8260	ND	200	1	UG/M3	09/19/2015	DLC
Isopropylbenzene	EPA-8260	ND	200	1	UG/M3	09/19/2015	DLC
1,1,1,2-Tetrachloroethane	EPA-8260	ND	200	1	UG/M3	09/19/2015	DLC
1,2,3-Trichloropropane	EPA-8260	ND	200	1	UG/M3	09/19/2015	DLC
Bromobenzene	EPA-8260	ND	200	1	UG/M3	09/19/2015	DLC
N-Propyl Benzene	EPA-8260	ND	200	1	UG/M3	09/19/2015	DLC
2-Chlorotoluene	EPA-8260	ND	200	1	UG/M3	09/19/2015	DLC
1,3,5-Trimethylbenzene	EPA-8260	ND	200	1	UG/M3	09/19/2015	DLC
4-Chlorotoluene	EPA-8260	ND	200	1	UG/M3	09/19/2015	DLC
T-Butyl Benzene	EPA-8260	ND	200	1	UG/M3	09/19/2015	DLC
1,2,4-Trimethylbenzene	EPA-8260	ND	200	1	UG/M3	09/19/2015	DLC
S-Butyl Benzene	EPA-8260	ND	200	1	UG/M3	09/19/2015	DLC
P-Isopropyltoluene	EPA-8260	ND	200	1	UG/M3	09/19/2015	DLC
1,3-Dichlorobenzene	EPA-8260	ND	200	1	UG/M3	09/19/2015	DLC
1,4-Dichlorobenzene	EPA-8260	ND	200	1	UG/M3	09/19/2015	DLC
N-Butylbenzene	EPA-8260	ND	200	1	UG/M3	09/19/2015	DLC
1,2-Dichlorobenzene	EPA-8260	ND	200	1	UG/M3	09/19/2015	DLC
1,2-Dibromo 3-Chloropropane	EPA-8260	ND	1000	1	UG/M3	09/19/2015	DLC
1,2,4-Trichlorobenzene	EPA-8260	ND	200	1	UG/M3	09/19/2015	DLC
Hexachlorobutadiene	EPA-8260	ND	200	1	UG/M3	09/19/2015	DLC
Naphthalene	EPA-8260	ND	200	1	UG/M3	09/19/2015	DLC
1,2,3-Trichlorobenzene	EPA-8260	ND	200	1	UG/M3	09/19/2015	DLC

SURROGATE	METHOD	%REC	ANALYSIS DATE	ANALYSIS BY
1,2-Dichloroethane-d4	EPA-8260	91.2	09/19/2015	DLC
1,2-Dichloroethane-d4	EPA-8260	110	09/22/2015	DLC
Toluene-d8	EPA-8260	99.4	09/19/2015	DLC
Toluene-d8	EPA-8260	93.4	09/22/2015	DLC
4-Bromofluorobenzene	EPA-8260	90.5	09/19/2015	DLC
4-Bromofluorobenzene	EPA-8260	99.8	09/22/2015	DLC

H4 - Sample re-analysis or confirmation performed outside of hold time.
 U - Analyte analyzed for but not detected at level above reporting limit.



CERTIFICATE OF ANALYSIS

CLIENT:	Terracon 21905 - 64th Ave W, Suite 100 Mountlake Terrace, WA 98043	DATE:	10/13/2015
CLIENT CONTACT:	Mike Noll	ALS JOB#:	EV15090110
CLIENT PROJECT:	81157132	ALS SAMPLE#:	EV15090110-14
CLIENT SAMPLE ID	DP6	DATE RECEIVED:	09/17/2015
		COLLECTION DATE:	9/17/2015 1:10:00 PM
		WDOE ACCREDITATION:	C601

SAMPLE DATA RESULTS

ANALYTE	METHOD	RESULTS	REPORTING LIMITS	DILUTION FACTOR	UNITS	ANALYSIS DATE	ANALYSIS BY
Dichlorodifluoromethane	EPA-8260	ND	200	1	UG/M3	09/19/2015	DLC
Chloromethane	EPA-8260	ND	200	1	UG/M3	09/19/2015	DLC
Vinyl Chloride	EPA-8260	1900	20	1	UG/M3	09/19/2015	DLC
Bromomethane	EPA-8260	ND	200	1	UG/M3	09/19/2015	DLC
Chloroethane	EPA-8260	ND	200	1	UG/M3	09/19/2015	DLC
Carbon Tetrachloride	EPA-8260	ND	200	1	UG/M3	09/19/2015	DLC
Trichlorofluoromethane	EPA-8260	ND	200	1	UG/M3	09/19/2015	DLC
Carbon Disulfide	EPA-8260	ND	200	1	UG/M3	09/19/2015	DLC
Acetone	EPA-8260	ND	2500	1	UG/M3	09/19/2015	DLC
1,1-Dichloroethene	EPA-8260	ND	200	1	UG/M3	09/19/2015	DLC
Methylene Chloride	EPA-8260	ND	500	1	UG/M3	09/19/2015	DLC
Acrylonitrile	EPA-8260	ND	1000	1	UG/M3	09/19/2015	DLC
Methyl T-Butyl Ether	EPA-8260	ND	200	1	UG/M3	09/19/2015	DLC
Trans-1,2-Dichloroethene	EPA-8260	ND	200	1	UG/M3	09/19/2015	DLC
1,1-Dichloroethane	EPA-8260	ND	200	1	UG/M3	09/19/2015	DLC
2-Butanone	EPA-8260	ND	1000	1	UG/M3	09/19/2015	DLC
Cis-1,2-Dichloroethene	EPA-8260	2600	200	1	UG/M3	09/19/2015	DLC
2,2-Dichloropropane	EPA-8260	ND	200	1	UG/M3	09/19/2015	DLC
Bromochloromethane	EPA-8260	ND	200	1	UG/M3	09/19/2015	DLC
Chloroform	EPA-8260	ND	200	1	UG/M3	09/19/2015	DLC
1,1,1-Trichloroethane	EPA-8260	ND	200	1	UG/M3	09/19/2015	DLC
1,1-Dichloropropene	EPA-8260	ND	200	1	UG/M3	09/19/2015	DLC
1,2-Dichloroethane	EPA-8260	ND	200	1	UG/M3	09/19/2015	DLC
Benzene	EPA-8260	ND	200	1	UG/M3	09/19/2015	DLC
Trichloroethene	EPA-8260	ND	200	1	UG/M3	09/19/2015	DLC
1,2-Dichloropropane	EPA-8260	ND	200	1	UG/M3	09/19/2015	DLC
Dibromomethane	EPA-8260	ND	200	1	UG/M3	09/19/2015	DLC
Bromodichloromethane	EPA-8260	ND	200	1	UG/M3	09/19/2015	DLC
Trans-1,3-Dichloropropene	EPA-8260	ND	200	1	UG/M3	09/19/2015	DLC
4-Methyl-2-Pentanone	EPA-8260	ND	1000	1	UG/M3	09/19/2015	DLC
Toluene	EPA-8260	ND	200	1	UG/M3	09/19/2015	DLC
Cis-1,3-Dichloropropene	EPA-8260	ND	200	1	UG/M3	09/19/2015	DLC
1,1,2-Trichloroethane	EPA-8260	ND	200	1	UG/M3	09/19/2015	DLC
2-Hexanone	EPA-8260	ND	1000	1	UG/M3	09/19/2015	DLC
1,3-Dichloropropane	EPA-8260	ND	200	1	UG/M3	09/19/2015	DLC
Tetrachloroethylene	EPA-8260	550 H4	200	1	UG/M3	09/22/2015	DLC
Dibromochloromethane	EPA-8260	ND	200	1	UG/M3	09/19/2015	DLC
1,2-Dibromoethane	EPA-8260	ND	200	1	UG/M3	09/19/2015	DLC
Chlorobenzene	EPA-8260	ND	200	1	UG/M3	09/19/2015	DLC



CERTIFICATE OF ANALYSIS

CLIENT:	Terracon 21905 - 64th Ave W, Suite 100 Mountlake Terrace, WA 98043	DATE:	10/13/2015
CLIENT CONTACT:	Mike Noll	ALS JOB#:	EV15090110
CLIENT PROJECT:	81157132	ALS SAMPLE#:	EV15090110-14
CLIENT SAMPLE ID	DP6	DATE RECEIVED:	09/17/2015
		COLLECTION DATE:	9/17/2015 1:10:00 PM
		WDOE ACCREDITATION:	C601

SAMPLE DATA RESULTS

ANALYTE	METHOD	RESULTS	REPORTING LIMITS	DILUTION FACTOR	UNITS	ANALYSIS DATE	ANALYSIS BY
1,1,1,2-Tetrachloroethane	EPA-8260	ND	200	1	UG/M3	09/19/2015	DLC
Ethylbenzene	EPA-8260	ND	200	1	UG/M3	09/19/2015	DLC
m,p-Xylene	EPA-8260	ND	400	1	UG/M3	09/19/2015	DLC
Styrene	EPA-8260	ND	200	1	UG/M3	09/19/2015	DLC
o-Xylene	EPA-8260	ND	200	1	UG/M3	09/19/2015	DLC
Bromoform	EPA-8260	ND	200	1	UG/M3	09/19/2015	DLC
Isopropylbenzene	EPA-8260	ND	200	1	UG/M3	09/19/2015	DLC
1,1,1,2-Tetrachloroethane	EPA-8260	ND	200	1	UG/M3	09/19/2015	DLC
1,2,3-Trichloropropane	EPA-8260	ND	200	1	UG/M3	09/19/2015	DLC
Bromobenzene	EPA-8260	ND	200	1	UG/M3	09/19/2015	DLC
N-Propyl Benzene	EPA-8260	ND	200	1	UG/M3	09/19/2015	DLC
2-Chlorotoluene	EPA-8260	ND	200	1	UG/M3	09/19/2015	DLC
1,3,5-Trimethylbenzene	EPA-8260	ND	200	1	UG/M3	09/19/2015	DLC
4-Chlorotoluene	EPA-8260	ND	200	1	UG/M3	09/19/2015	DLC
T-Butyl Benzene	EPA-8260	ND	200	1	UG/M3	09/19/2015	DLC
1,2,4-Trimethylbenzene	EPA-8260	ND	200	1	UG/M3	09/19/2015	DLC
S-Butyl Benzene	EPA-8260	ND	200	1	UG/M3	09/19/2015	DLC
P-Isopropyltoluene	EPA-8260	ND	200	1	UG/M3	09/19/2015	DLC
1,3-Dichlorobenzene	EPA-8260	ND	200	1	UG/M3	09/19/2015	DLC
1,4-Dichlorobenzene	EPA-8260	ND	200	1	UG/M3	09/19/2015	DLC
N-Butylbenzene	EPA-8260	ND	200	1	UG/M3	09/19/2015	DLC
1,2-Dichlorobenzene	EPA-8260	ND	200	1	UG/M3	09/19/2015	DLC
1,2-Dibromo 3-Chloropropane	EPA-8260	ND	1000	1	UG/M3	09/19/2015	DLC
1,2,4-Trichlorobenzene	EPA-8260	ND	200	1	UG/M3	09/19/2015	DLC
Hexachlorobutadiene	EPA-8260	ND	200	1	UG/M3	09/19/2015	DLC
Naphthalene	EPA-8260	ND	200	1	UG/M3	09/19/2015	DLC
1,2,3-Trichlorobenzene	EPA-8260	ND	200	1	UG/M3	09/19/2015	DLC

SURROGATE	METHOD	%REC	ANALYSIS DATE	ANALYSIS BY
1,2-Dichloroethane-d4	EPA-8260	89.0	09/19/2015	DLC
1,2-Dichloroethane-d4	EPA-8260	106	09/22/2015	DLC
Toluene-d8	EPA-8260	104	09/19/2015	DLC
Toluene-d8	EPA-8260	106	09/22/2015	DLC
4-Bromofluorobenzene	EPA-8260	90.7	09/19/2015	DLC
4-Bromofluorobenzene	EPA-8260	104	09/22/2015	DLC

H4 - Sample re-analysis or confirmation performed outside of hold time.
 U - Analyte analyzed for but not detected at level above reporting limit.



CERTIFICATE OF ANALYSIS

CLIENT:	Terracon 21905 - 64th Ave W, Suite 100 Mountlake Terrace, WA 98043	DATE:	10/13/2015
CLIENT CONTACT:	Mike Noll	ALS JOB#:	EV15090110
CLIENT PROJECT:	81157132	ALS SAMPLE#:	EV15090110-15
CLIENT SAMPLE ID	VP1	DATE RECEIVED:	09/17/2015
		COLLECTION DATE:	9/17/2015 1:50:00 PM
		WDOE ACCREDITATION:	C601

SAMPLE DATA RESULTS

ANALYTE	METHOD	RESULTS	REPORTING LIMITS	DILUTION FACTOR	UNITS	ANALYSIS DATE	ANALYSIS BY
Dichlorodifluoromethane	EPA-8260	ND	200	1	UG/M3	09/19/2015	DLC
Chloromethane	EPA-8260	ND	200	1	UG/M3	09/19/2015	DLC
Vinyl Chloride	EPA-8260	1100	20	1	UG/M3	09/19/2015	DLC
Bromomethane	EPA-8260	ND	200	1	UG/M3	09/19/2015	DLC
Chloroethane	EPA-8260	ND	200	1	UG/M3	09/19/2015	DLC
Carbon Tetrachloride	EPA-8260	ND	200	1	UG/M3	09/19/2015	DLC
Trichlorofluoromethane	EPA-8260	ND	200	1	UG/M3	09/19/2015	DLC
Carbon Disulfide	EPA-8260	ND	200	1	UG/M3	09/19/2015	DLC
Acetone	EPA-8260	ND	2500	1	UG/M3	09/19/2015	DLC
1,1-Dichloroethene	EPA-8260	1000	200	1	UG/M3	09/19/2015	DLC
Methylene Chloride	EPA-8260	ND	500	1	UG/M3	09/19/2015	DLC
Acrylonitrile	EPA-8260	ND	1000	1	UG/M3	09/19/2015	DLC
Methyl T-Butyl Ether	EPA-8260	ND	200	1	UG/M3	09/19/2015	DLC
Trans-1,2-Dichloroethene	EPA-8260	1700	200	1	UG/M3	09/19/2015	DLC
1,1-Dichloroethane	EPA-8260	ND	200	1	UG/M3	09/19/2015	DLC
2-Butanone	EPA-8260	ND	1000	1	UG/M3	09/19/2015	DLC
Cis-1,2-Dichloroethene	EPA-8260	79000 H3	2700	100	UG/M3	09/23/2015	DLC
2,2-Dichloropropane	EPA-8260	ND	200	1	UG/M3	09/19/2015	DLC
Bromochloromethane	EPA-8260	ND	200	1	UG/M3	09/19/2015	DLC
Chloroform	EPA-8260	ND	200	1	UG/M3	09/19/2015	DLC
1,1,1-Trichloroethane	EPA-8260	ND	200	1	UG/M3	09/19/2015	DLC
1,1-Dichloropropene	EPA-8260	ND	200	1	UG/M3	09/19/2015	DLC
1,2-Dichloroethane	EPA-8260	ND	200	1	UG/M3	09/19/2015	DLC
Benzene	EPA-8260	ND	200	1	UG/M3	09/19/2015	DLC
Trichloroethene	EPA-8260	47000 H3	2100	100	UG/M3	09/23/2015	DLC
1,2-Dichloropropane	EPA-8260	ND	200	1	UG/M3	09/19/2015	DLC
Dibromomethane	EPA-8260	ND	200	1	UG/M3	09/19/2015	DLC
Bromodichloromethane	EPA-8260	ND	200	1	UG/M3	09/19/2015	DLC
Trans-1,3-Dichloropropene	EPA-8260	ND	200	1	UG/M3	09/19/2015	DLC
4-Methyl-2-Pentanone	EPA-8260	ND	1000	1	UG/M3	09/19/2015	DLC
Toluene	EPA-8260	ND	200	1	UG/M3	09/19/2015	DLC
Cis-1,3-Dichloropropene	EPA-8260	ND	200	1	UG/M3	09/19/2015	DLC
1,1,2-Trichloroethane	EPA-8260	ND	200	1	UG/M3	09/19/2015	DLC
2-Hexanone	EPA-8260	ND	1000	1	UG/M3	09/19/2015	DLC
1,3-Dichloropropane	EPA-8260	ND	200	1	UG/M3	09/19/2015	DLC
Tetrachloroethylene	EPA-8260	340000 H3	930	100	UG/M3	09/23/2015	DLC
Dibromochloromethane	EPA-8260	ND	200	1	UG/M3	09/19/2015	DLC
1,2-Dibromoethane	EPA-8260	ND	200	1	UG/M3	09/19/2015	DLC
Chlorobenzene	EPA-8260	ND	200	1	UG/M3	09/19/2015	DLC



CERTIFICATE OF ANALYSIS

CLIENT:	Terracon 21905 - 64th Ave W, Suite 100 Mountlake Terrace, WA 98043	DATE:	10/13/2015
CLIENT CONTACT:	Mike Noll	ALS JOB#:	EV15090110
CLIENT PROJECT:	81157132	ALS SAMPLE#:	EV15090110-15
CLIENT SAMPLE ID	VP1	DATE RECEIVED:	09/17/2015
		COLLECTION DATE:	9/17/2015 1:50:00 PM
		WDOE ACCREDITATION:	C601

SAMPLE DATA RESULTS

ANALYTE	METHOD	RESULTS	REPORTING LIMITS	DILUTION FACTOR	UNITS	ANALYSIS DATE	ANALYSIS BY
1,1,1,2-Tetrachloroethane	EPA-8260	ND	200	1	UG/M3	09/19/2015	DLC
Ethylbenzene	EPA-8260	ND	200	1	UG/M3	09/19/2015	DLC
m,p-Xylene	EPA-8260	ND	400	1	UG/M3	09/19/2015	DLC
Styrene	EPA-8260	ND	200	1	UG/M3	09/19/2015	DLC
o-Xylene	EPA-8260	ND	200	1	UG/M3	09/19/2015	DLC
Bromoform	EPA-8260	ND	200	1	UG/M3	09/19/2015	DLC
Isopropylbenzene	EPA-8260	ND	200	1	UG/M3	09/19/2015	DLC
1,1,2,2-Tetrachloroethane	EPA-8260	ND	200	1	UG/M3	09/19/2015	DLC
1,2,3-Trichloropropane	EPA-8260	ND	200	1	UG/M3	09/19/2015	DLC
Bromobenzene	EPA-8260	ND	200	1	UG/M3	09/19/2015	DLC
N-Propyl Benzene	EPA-8260	ND	200	1	UG/M3	09/19/2015	DLC
2-Chlorotoluene	EPA-8260	ND	200	1	UG/M3	09/19/2015	DLC
1,3,5-Trimethylbenzene	EPA-8260	ND	200	1	UG/M3	09/19/2015	DLC
4-Chlorotoluene	EPA-8260	ND	200	1	UG/M3	09/19/2015	DLC
T-Butyl Benzene	EPA-8260	ND	200	1	UG/M3	09/19/2015	DLC
1,2,4-Trimethylbenzene	EPA-8260	ND	200	1	UG/M3	09/19/2015	DLC
S-Butyl Benzene	EPA-8260	ND	200	1	UG/M3	09/19/2015	DLC
P-Isopropyltoluene	EPA-8260	ND	200	1	UG/M3	09/19/2015	DLC
1,3-Dichlorobenzene	EPA-8260	ND	200	1	UG/M3	09/19/2015	DLC
1,4-Dichlorobenzene	EPA-8260	ND	200	1	UG/M3	09/19/2015	DLC
N-Butylbenzene	EPA-8260	ND	200	1	UG/M3	09/19/2015	DLC
1,2-Dichlorobenzene	EPA-8260	ND	200	1	UG/M3	09/19/2015	DLC
1,2-Dibromo 3-Chloropropane	EPA-8260	ND	1000	1	UG/M3	09/19/2015	DLC
1,2,4-Trichlorobenzene	EPA-8260	ND	200	1	UG/M3	09/19/2015	DLC
Hexachlorobutadiene	EPA-8260	ND	200	1	UG/M3	09/19/2015	DLC
Naphthalene	EPA-8260	ND	200	1	UG/M3	09/19/2015	DLC
1,2,3-Trichlorobenzene	EPA-8260	ND	200	1	UG/M3	09/19/2015	DLC

SURROGATE	METHOD	%REC	ANALYSIS DATE	ANALYSIS BY
1,2-Dichloroethane-d4	EPA-8260	86.3	09/19/2015	DLC
1,2-Dichloroethane-d4 100X Dilution	EPA-8260	104	09/23/2015	DLC
Toluene-d8	EPA-8260	99.5	09/19/2015	DLC
Toluene-d8 100X Dilution	EPA-8260	98.7	09/23/2015	DLC
4-Bromofluorobenzene	EPA-8260	91.6	09/19/2015	DLC
4-Bromofluorobenzene 100X Dilution	EPA-8260	101	09/23/2015	DLC

H3 - Analysis of sample dilution performed outside of hold time.
 U - Analyte analyzed for but not detected at level above reporting limit.



CERTIFICATE OF ANALYSIS

CLIENT:	Terracon 21905 - 64th Ave W, Suite 100 Mountlake Terrace, WA 98043	DATE:	10/13/2015
CLIENT CONTACT:	Mike Noll	ALS JOB#:	EV15090110
CLIENT PROJECT:	81157132	ALS SAMPLE#:	EV15090110-16
CLIENT SAMPLE ID	VP3	DATE RECEIVED:	09/17/2015
		COLLECTION DATE:	9/17/2015 2:00:00 PM
		WDOE ACCREDITATION:	C601

SAMPLE DATA RESULTS

ANALYTE	METHOD	RESULTS	REPORTING LIMITS	DILUTION FACTOR	UNITS	ANALYSIS DATE	ANALYSIS BY
Dichlorodifluoromethane	EPA-8260	ND	200	1	UG/M3	09/19/2015	DLC
Chloromethane	EPA-8260	ND	200	1	UG/M3	09/19/2015	DLC
Vinyl Chloride	EPA-8260	1600	20	1	UG/M3	09/19/2015	DLC
Bromomethane	EPA-8260	ND	200	1	UG/M3	09/19/2015	DLC
Chloroethane	EPA-8260	ND	200	1	UG/M3	09/19/2015	DLC
Carbon Tetrachloride	EPA-8260	ND	200	1	UG/M3	09/19/2015	DLC
Trichlorofluoromethane	EPA-8260	ND	200	1	UG/M3	09/19/2015	DLC
Carbon Disulfide	EPA-8260	ND	200	1	UG/M3	09/19/2015	DLC
Acetone	EPA-8260	ND	2500	1	UG/M3	09/19/2015	DLC
1,1-Dichloroethene	EPA-8260	1000	200	1	UG/M3	09/19/2015	DLC
Methylene Chloride	EPA-8260	ND	500	1	UG/M3	09/19/2015	DLC
Acrylonitrile	EPA-8260	ND	1000	1	UG/M3	09/19/2015	DLC
Methyl T-Butyl Ether	EPA-8260	ND	200	1	UG/M3	09/19/2015	DLC
Trans-1,2-Dichloroethene	EPA-8260	1700	200	1	UG/M3	09/19/2015	DLC
1,1-Dichloroethane	EPA-8260	ND	200	1	UG/M3	09/19/2015	DLC
2-Butanone	EPA-8260	ND	1000	1	UG/M3	09/19/2015	DLC
Cis-1,2-Dichloroethene	EPA-8260	100000 H3	2700	100	UG/M3	09/23/2015	DLC
2,2-Dichloropropane	EPA-8260	ND	200	1	UG/M3	09/19/2015	DLC
Bromochloromethane	EPA-8260	ND	200	1	UG/M3	09/19/2015	DLC
Chloroform	EPA-8260	ND	200	1	UG/M3	09/19/2015	DLC
1,1,1-Trichloroethane	EPA-8260	590	200	1	UG/M3	09/19/2015	DLC
1,1-Dichloropropene	EPA-8260	ND	200	1	UG/M3	09/19/2015	DLC
1,2-Dichloroethane	EPA-8260	ND	200	1	UG/M3	09/19/2015	DLC
Benzene	EPA-8260	ND	200	1	UG/M3	09/19/2015	DLC
Trichloroethene	EPA-8260	50000 H3	2100	100	UG/M3	09/23/2015	DLC
1,2-Dichloropropane	EPA-8260	ND	200	1	UG/M3	09/19/2015	DLC
Dibromomethane	EPA-8260	ND	200	1	UG/M3	09/19/2015	DLC
Bromodichloromethane	EPA-8260	ND	200	1	UG/M3	09/19/2015	DLC
Trans-1,3-Dichloropropene	EPA-8260	ND	200	1	UG/M3	09/19/2015	DLC
4-Methyl-2-Pentanone	EPA-8260	ND	1000	1	UG/M3	09/19/2015	DLC
Toluene	EPA-8260	ND	200	1	UG/M3	09/19/2015	DLC
Cis-1,3-Dichloropropene	EPA-8260	ND	200	1	UG/M3	09/19/2015	DLC
1,1,2-Trichloroethane	EPA-8260	ND	200	1	UG/M3	09/19/2015	DLC
2-Hexanone	EPA-8260	ND	1000	1	UG/M3	09/19/2015	DLC
1,3-Dichloropropane	EPA-8260	ND	200	1	UG/M3	09/19/2015	DLC
Tetrachloroethylene	EPA-8260	660000 H3	930	100	UG/M3	09/23/2015	DLC
Dibromochloromethane	EPA-8260	ND	200	1	UG/M3	09/19/2015	DLC
1,2-Dibromoethane	EPA-8260	ND	200	1	UG/M3	09/19/2015	DLC
Chlorobenzene	EPA-8260	ND	200	1	UG/M3	09/19/2015	DLC



CERTIFICATE OF ANALYSIS

CLIENT:	Terracon 21905 - 64th Ave W, Suite 100 Mountlake Terrace, WA 98043	DATE:	10/13/2015
CLIENT CONTACT:	Mike Noll	ALS JOB#:	EV15090110
CLIENT PROJECT:	81157132	ALS SAMPLE#:	EV15090110-16
CLIENT SAMPLE ID	VP3	DATE RECEIVED:	09/17/2015
		COLLECTION DATE:	9/17/2015 2:00:00 PM
		WDOE ACCREDITATION:	C601

SAMPLE DATA RESULTS

ANALYTE	METHOD	RESULTS	REPORTING LIMITS	DILUTION FACTOR	UNITS	ANALYSIS DATE	ANALYSIS BY
1,1,1,2-Tetrachloroethane	EPA-8260	ND	200	1	UG/M3	09/19/2015	DLC
Ethylbenzene	EPA-8260	ND	200	1	UG/M3	09/19/2015	DLC
m,p-Xylene	EPA-8260	ND	400	1	UG/M3	09/19/2015	DLC
Styrene	EPA-8260	ND	200	1	UG/M3	09/19/2015	DLC
o-Xylene	EPA-8260	ND	200	1	UG/M3	09/19/2015	DLC
Bromoform	EPA-8260	ND	200	1	UG/M3	09/19/2015	DLC
Isopropylbenzene	EPA-8260	ND	200	1	UG/M3	09/19/2015	DLC
1,1,2,2-Tetrachloroethane	EPA-8260	ND	200	1	UG/M3	09/19/2015	DLC
1,2,3-Trichloropropane	EPA-8260	ND	200	1	UG/M3	09/19/2015	DLC
Bromobenzene	EPA-8260	ND	200	1	UG/M3	09/19/2015	DLC
N-Propyl Benzene	EPA-8260	ND	200	1	UG/M3	09/19/2015	DLC
2-Chlorotoluene	EPA-8260	ND	200	1	UG/M3	09/19/2015	DLC
1,3,5-Trimethylbenzene	EPA-8260	ND	200	1	UG/M3	09/19/2015	DLC
4-Chlorotoluene	EPA-8260	ND	200	1	UG/M3	09/19/2015	DLC
T-Butyl Benzene	EPA-8260	ND	200	1	UG/M3	09/19/2015	DLC
1,2,4-Trimethylbenzene	EPA-8260	ND	200	1	UG/M3	09/19/2015	DLC
S-Butyl Benzene	EPA-8260	ND	200	1	UG/M3	09/19/2015	DLC
P-Isopropyltoluene	EPA-8260	ND	200	1	UG/M3	09/19/2015	DLC
1,3-Dichlorobenzene	EPA-8260	ND	200	1	UG/M3	09/19/2015	DLC
1,4-Dichlorobenzene	EPA-8260	ND	200	1	UG/M3	09/19/2015	DLC
N-Butylbenzene	EPA-8260	ND	200	1	UG/M3	09/19/2015	DLC
1,2-Dichlorobenzene	EPA-8260	ND	200	1	UG/M3	09/19/2015	DLC
1,2-Dibromo 3-Chloropropane	EPA-8260	ND	1000	1	UG/M3	09/19/2015	DLC
1,2,4-Trichlorobenzene	EPA-8260	ND	200	1	UG/M3	09/19/2015	DLC
Hexachlorobutadiene	EPA-8260	ND	200	1	UG/M3	09/19/2015	DLC
Naphthalene	EPA-8260	ND	200	1	UG/M3	09/19/2015	DLC
1,2,3-Trichlorobenzene	EPA-8260	ND	200	1	UG/M3	09/19/2015	DLC

SURROGATE	METHOD	%REC	ANALYSIS DATE	ANALYSIS BY
1,2-Dichloroethane-d4	EPA-8260	89.3	09/19/2015	DLC
1,2-Dichloroethane-d4 100X Dilution	EPA-8260	101	09/23/2015	DLC
Toluene-d8	EPA-8260	102	09/19/2015	DLC
Toluene-d8 100X Dilution	EPA-8260	98.6	09/23/2015	DLC
4-Bromofluorobenzene	EPA-8260	92.1	09/19/2015	DLC
4-Bromofluorobenzene 100X Dilution	EPA-8260	101	09/23/2015	DLC

H3 - Analysis of sample dilution performed outside of hold time.
 U - Analyte analyzed for but not detected at level above reporting limit.



CERTIFICATE OF ANALYSIS

CLIENT:	Terracon 21905 - 64th Ave W, Suite 100 Mountlake Terrace, WA 98043	DATE:	10/13/2015
CLIENT CONTACT:	Mike Noll	ALS JOB#:	EV15090110
CLIENT PROJECT:	81157132	ALS SAMPLE#:	EV15090110-17
CLIENT SAMPLE ID	SSV-1	DATE RECEIVED:	09/17/2015
		COLLECTION DATE:	9/17/2015 2:10:00 PM
		WDOE ACCREDITATION:	C601

SAMPLE DATA RESULTS

ANALYTE	METHOD	RESULTS	REPORTING LIMITS	DILUTION FACTOR	UNITS	ANALYSIS DATE	ANALYSIS BY
Dichlorodifluoromethane	EPA-8260	ND	200	1	UG/M3	09/19/2015	DLC
Chloromethane	EPA-8260	ND	200	1	UG/M3	09/19/2015	DLC
Vinyl Chloride	EPA-8260	350	20	1	UG/M3	09/19/2015	DLC
Bromomethane	EPA-8260	ND	200	1	UG/M3	09/19/2015	DLC
Chloroethane	EPA-8260	ND	200	1	UG/M3	09/19/2015	DLC
Carbon Tetrachloride	EPA-8260	ND	200	1	UG/M3	09/19/2015	DLC
Trichlorofluoromethane	EPA-8260	ND	200	1	UG/M3	09/19/2015	DLC
Carbon Disulfide	EPA-8260	ND	200	1	UG/M3	09/19/2015	DLC
Acetone	EPA-8260	ND	2500	1	UG/M3	09/19/2015	DLC
1,1-Dichloroethene	EPA-8260	ND	200	1	UG/M3	09/19/2015	DLC
Methylene Chloride	EPA-8260	ND	500	1	UG/M3	09/19/2015	DLC
Acrylonitrile	EPA-8260	ND	1000	1	UG/M3	09/19/2015	DLC
Methyl T-Butyl Ether	EPA-8260	ND	200	1	UG/M3	09/19/2015	DLC
Trans-1,2-Dichloroethene	EPA-8260	430	200	1	UG/M3	09/19/2015	DLC
1,1-Dichloroethane	EPA-8260	ND	200	1	UG/M3	09/19/2015	DLC
2-Butanone	EPA-8260	ND	1000	1	UG/M3	09/19/2015	DLC
Cis-1,2-Dichloroethene	EPA-8260	37000 H3	2700	100	UG/M3	09/23/2015	DLC
2,2-Dichloropropane	EPA-8260	ND	200	1	UG/M3	09/19/2015	DLC
Bromochloromethane	EPA-8260	ND	200	1	UG/M3	09/19/2015	DLC
Chloroform	EPA-8260	280	200	1	UG/M3	09/19/2015	DLC
1,1,1-Trichloroethane	EPA-8260	410	200	1	UG/M3	09/19/2015	DLC
1,1-Dichloropropene	EPA-8260	ND	200	1	UG/M3	09/19/2015	DLC
1,2-Dichloroethane	EPA-8260	ND	200	1	UG/M3	09/19/2015	DLC
Benzene	EPA-8260	ND	200	1	UG/M3	09/19/2015	DLC
Trichloroethene	EPA-8260	10000	200	1	UG/M3	09/19/2015	DLC
1,2-Dichloropropane	EPA-8260	ND	200	1	UG/M3	09/19/2015	DLC
Dibromomethane	EPA-8260	ND	200	1	UG/M3	09/19/2015	DLC
Bromodichloromethane	EPA-8260	ND	200	1	UG/M3	09/19/2015	DLC
Trans-1,3-Dichloropropene	EPA-8260	ND	200	1	UG/M3	09/19/2015	DLC
4-Methyl-2-Pentanone	EPA-8260	ND	1000	1	UG/M3	09/19/2015	DLC
Toluene	EPA-8260	ND	200	1	UG/M3	09/19/2015	DLC
Cis-1,3-Dichloropropene	EPA-8260	ND	200	1	UG/M3	09/19/2015	DLC
1,1,2-Trichloroethane	EPA-8260	ND	200	1	UG/M3	09/19/2015	DLC
2-Hexanone	EPA-8260	ND	1000	1	UG/M3	09/19/2015	DLC
1,3-Dichloropropane	EPA-8260	ND	200	1	UG/M3	09/19/2015	DLC
Tetrachloroethylene	EPA-8260	440000 H3	930	100	UG/M3	09/23/2015	DLC
Dibromochloromethane	EPA-8260	ND	200	1	UG/M3	09/19/2015	DLC
1,2-Dibromoethane	EPA-8260	ND	200	1	UG/M3	09/19/2015	DLC
Chlorobenzene	EPA-8260	ND	200	1	UG/M3	09/19/2015	DLC



CERTIFICATE OF ANALYSIS

CLIENT:	Terracon 21905 - 64th Ave W, Suite 100 Mountlake Terrace, WA 98043	DATE:	10/13/2015
CLIENT CONTACT:	Mike Noll	ALS JOB#:	EV15090110
CLIENT PROJECT:	81157132	ALS SAMPLE#:	EV15090110-17
CLIENT SAMPLE ID	SSV-1	DATE RECEIVED:	09/17/2015
		COLLECTION DATE:	9/17/2015 2:10:00 PM
		WDOE ACCREDITATION:	C601

SAMPLE DATA RESULTS

ANALYTE	METHOD	RESULTS	REPORTING LIMITS	DILUTION FACTOR	UNITS	ANALYSIS DATE	ANALYSIS BY
1,1,1,2-Tetrachloroethane	EPA-8260	ND	200	1	UG/M3	09/19/2015	DLC
Ethylbenzene	EPA-8260	ND	200	1	UG/M3	09/19/2015	DLC
m,p-Xylene	EPA-8260	ND	400	1	UG/M3	09/19/2015	DLC
Styrene	EPA-8260	ND	200	1	UG/M3	09/19/2015	DLC
o-Xylene	EPA-8260	ND	200	1	UG/M3	09/19/2015	DLC
Bromoform	EPA-8260	ND	200	1	UG/M3	09/19/2015	DLC
Isopropylbenzene	EPA-8260	ND	200	1	UG/M3	09/19/2015	DLC
1,1,2,2-Tetrachloroethane	EPA-8260	ND	200	1	UG/M3	09/19/2015	DLC
1,2,3-Trichloropropane	EPA-8260	ND	200	1	UG/M3	09/19/2015	DLC
Bromobenzene	EPA-8260	ND	200	1	UG/M3	09/19/2015	DLC
N-Propyl Benzene	EPA-8260	ND	200	1	UG/M3	09/19/2015	DLC
2-Chlorotoluene	EPA-8260	ND	200	1	UG/M3	09/19/2015	DLC
1,3,5-Trimethylbenzene	EPA-8260	ND	200	1	UG/M3	09/19/2015	DLC
4-Chlorotoluene	EPA-8260	ND	200	1	UG/M3	09/19/2015	DLC
T-Butyl Benzene	EPA-8260	ND	200	1	UG/M3	09/19/2015	DLC
1,2,4-Trimethylbenzene	EPA-8260	ND	200	1	UG/M3	09/19/2015	DLC
S-Butyl Benzene	EPA-8260	ND	200	1	UG/M3	09/19/2015	DLC
P-Isopropyltoluene	EPA-8260	ND	200	1	UG/M3	09/19/2015	DLC
1,3-Dichlorobenzene	EPA-8260	ND	200	1	UG/M3	09/19/2015	DLC
1,4-Dichlorobenzene	EPA-8260	ND	200	1	UG/M3	09/19/2015	DLC
N-Butylbenzene	EPA-8260	ND	200	1	UG/M3	09/19/2015	DLC
1,2-Dichlorobenzene	EPA-8260	ND	200	1	UG/M3	09/19/2015	DLC
1,2-Dibromo 3-Chloropropane	EPA-8260	ND	1000	1	UG/M3	09/19/2015	DLC
1,2,4-Trichlorobenzene	EPA-8260	ND	200	1	UG/M3	09/19/2015	DLC
Hexachlorobutadiene	EPA-8260	ND	200	1	UG/M3	09/19/2015	DLC
Naphthalene	EPA-8260	ND	200	1	UG/M3	09/19/2015	DLC
1,2,3-Trichlorobenzene	EPA-8260	ND	200	1	UG/M3	09/19/2015	DLC

SURROGATE	METHOD	%REC	ANALYSIS DATE	ANALYSIS BY
1,2-Dichloroethane-d4	EPA-8260	89.7	09/19/2015	DLC
1,2-Dichloroethane-d4 100X Dilution	EPA-8260	101	09/23/2015	DLC
Toluene-d8	EPA-8260	102	09/19/2015	DLC
Toluene-d8 100X Dilution	EPA-8260	100	09/23/2015	DLC
4-Bromofluorobenzene	EPA-8260	90.3	09/19/2015	DLC
4-Bromofluorobenzene 100X Dilution	EPA-8260	104	09/23/2015	DLC

U - Analyte analyzed for but not detected at level above reporting limit.
H3 - Analysis of sample dilution performed outside of hold time.



CERTIFICATE OF ANALYSIS

CLIENT:	Terracon 21905 - 64th Ave W, Suite 100 Mountlake Terrace, WA 98043	DATE:	10/13/2015
CLIENT CONTACT:	Mike Noll	ALS JOB#:	EV15090110
CLIENT PROJECT:	81157132	ALS SAMPLE#:	EV15090110-18
CLIENT SAMPLE ID	VP2	DATE RECEIVED:	09/17/2015
		COLLECTION DATE:	9/17/2015 2:15:00 PM
		WDOE ACCREDITATION:	C601

SAMPLE DATA RESULTS

ANALYTE	METHOD	RESULTS	REPORTING LIMITS	DILUTION FACTOR	UNITS	ANALYSIS DATE	ANALYSIS BY
Dichlorodifluoromethane	EPA-8260	ND	200	1	UG/M3	09/19/2015	DLC
Chloromethane	EPA-8260	ND	200	1	UG/M3	09/19/2015	DLC
Vinyl Chloride	EPA-8260	530	20	1	UG/M3	09/19/2015	DLC
Bromomethane	EPA-8260	ND	200	1	UG/M3	09/19/2015	DLC
Chloroethane	EPA-8260	ND	200	1	UG/M3	09/19/2015	DLC
Carbon Tetrachloride	EPA-8260	ND	200	1	UG/M3	09/19/2015	DLC
Trichlorofluoromethane	EPA-8260	ND	200	1	UG/M3	09/19/2015	DLC
Carbon Disulfide	EPA-8260	ND	200	1	UG/M3	09/19/2015	DLC
Acetone	EPA-8260	ND	2500	1	UG/M3	09/19/2015	DLC
1,1-Dichloroethene	EPA-8260	460	200	1	UG/M3	09/19/2015	DLC
Methylene Chloride	EPA-8260	ND	500	1	UG/M3	09/19/2015	DLC
Acrylonitrile	EPA-8260	ND	1000	1	UG/M3	09/19/2015	DLC
Methyl T-Butyl Ether	EPA-8260	ND	200	1	UG/M3	09/19/2015	DLC
Trans-1,2-Dichloroethene	EPA-8260	720	200	1	UG/M3	09/19/2015	DLC
1,1-Dichloroethane	EPA-8260	ND	200	1	UG/M3	09/19/2015	DLC
2-Butanone	EPA-8260	ND	1000	1	UG/M3	09/19/2015	DLC
Cis-1,2-Dichloroethene	EPA-8260	19000 H3	1400	50	UG/M3	09/23/2015	DLC
2,2-Dichloropropane	EPA-8260	ND	200	1	UG/M3	09/19/2015	DLC
Bromochloromethane	EPA-8260	ND	200	1	UG/M3	09/19/2015	DLC
Chloroform	EPA-8260	270	200	1	UG/M3	09/19/2015	DLC
1,1,1-Trichloroethane	EPA-8260	ND	200	1	UG/M3	09/19/2015	DLC
1,1-Dichloropropene	EPA-8260	ND	200	1	UG/M3	09/19/2015	DLC
1,2-Dichloroethane	EPA-8260	ND	200	1	UG/M3	09/19/2015	DLC
Benzene	EPA-8260	ND	200	1	UG/M3	09/19/2015	DLC
Trichloroethene	EPA-8260	15000 H3	1100	50	UG/M3	09/23/2015	DLC
1,2-Dichloropropane	EPA-8260	ND	200	1	UG/M3	09/19/2015	DLC
Dibromomethane	EPA-8260	ND	200	1	UG/M3	09/19/2015	DLC
Bromodichloromethane	EPA-8260	ND	200	1	UG/M3	09/19/2015	DLC
Trans-1,3-Dichloropropene	EPA-8260	ND	200	1	UG/M3	09/19/2015	DLC
4-Methyl-2-Pentanone	EPA-8260	ND	1000	1	UG/M3	09/19/2015	DLC
Toluene	EPA-8260	ND	200	1	UG/M3	09/19/2015	DLC
Cis-1,3-Dichloropropene	EPA-8260	ND	200	1	UG/M3	09/19/2015	DLC
1,1,2-Trichloroethane	EPA-8260	ND	200	1	UG/M3	09/19/2015	DLC
2-Hexanone	EPA-8260	ND	1000	1	UG/M3	09/19/2015	DLC
1,3-Dichloropropane	EPA-8260	ND	200	1	UG/M3	09/19/2015	DLC
Tetrachloroethylene	EPA-8260	120000 H3	470	50	UG/M3	09/23/2015	DLC
Dibromochloromethane	EPA-8260	ND	200	1	UG/M3	09/19/2015	DLC
1,2-Dibromoethane	EPA-8260	ND	200	1	UG/M3	09/19/2015	DLC
Chlorobenzene	EPA-8260	ND	200	1	UG/M3	09/19/2015	DLC



CERTIFICATE OF ANALYSIS

CLIENT:	Terracon 21905 - 64th Ave W, Suite 100 Mountlake Terrace, WA 98043	DATE:	10/13/2015
CLIENT CONTACT:	Mike Noll	ALS JOB#:	EV15090110
CLIENT PROJECT:	81157132	ALS SAMPLE#:	EV15090110-18
CLIENT SAMPLE ID	VP2	DATE RECEIVED:	09/17/2015
		COLLECTION DATE:	9/17/2015 2:15:00 PM
		WDOE ACCREDITATION:	C601

SAMPLE DATA RESULTS

ANALYTE	METHOD	RESULTS	REPORTING LIMITS	DILUTION FACTOR	UNITS	ANALYSIS DATE	ANALYSIS BY
1,1,1,2-Tetrachloroethane	EPA-8260	ND	200	1	UG/M3	09/19/2015	DLC
Ethylbenzene	EPA-8260	ND	200	1	UG/M3	09/19/2015	DLC
m,p-Xylene	EPA-8260	ND	400	1	UG/M3	09/19/2015	DLC
Styrene	EPA-8260	ND	200	1	UG/M3	09/19/2015	DLC
o-Xylene	EPA-8260	ND	200	1	UG/M3	09/19/2015	DLC
Bromoform	EPA-8260	ND	200	1	UG/M3	09/19/2015	DLC
Isopropylbenzene	EPA-8260	ND	200	1	UG/M3	09/19/2015	DLC
1,1,1,2-Tetrachloroethane	EPA-8260	ND	200	1	UG/M3	09/19/2015	DLC
1,2,3-Trichloropropane	EPA-8260	ND	200	1	UG/M3	09/19/2015	DLC
Bromobenzene	EPA-8260	ND	200	1	UG/M3	09/19/2015	DLC
N-Propyl Benzene	EPA-8260	ND	200	1	UG/M3	09/19/2015	DLC
2-Chlorotoluene	EPA-8260	ND	200	1	UG/M3	09/19/2015	DLC
1,3,5-Trimethylbenzene	EPA-8260	ND	200	1	UG/M3	09/19/2015	DLC
4-Chlorotoluene	EPA-8260	ND	200	1	UG/M3	09/19/2015	DLC
T-Butyl Benzene	EPA-8260	ND	200	1	UG/M3	09/19/2015	DLC
1,2,4-Trimethylbenzene	EPA-8260	ND	200	1	UG/M3	09/19/2015	DLC
S-Butyl Benzene	EPA-8260	ND	200	1	UG/M3	09/19/2015	DLC
P-Isopropyltoluene	EPA-8260	ND	200	1	UG/M3	09/19/2015	DLC
1,3-Dichlorobenzene	EPA-8260	ND	200	1	UG/M3	09/19/2015	DLC
1,4-Dichlorobenzene	EPA-8260	ND	200	1	UG/M3	09/19/2015	DLC
N-Butylbenzene	EPA-8260	ND	200	1	UG/M3	09/19/2015	DLC
1,2-Dichlorobenzene	EPA-8260	ND	200	1	UG/M3	09/19/2015	DLC
1,2-Dibromo 3-Chloropropane	EPA-8260	ND	1000	1	UG/M3	09/19/2015	DLC
1,2,4-Trichlorobenzene	EPA-8260	ND	200	1	UG/M3	09/19/2015	DLC
Hexachlorobutadiene	EPA-8260	ND	200	1	UG/M3	09/19/2015	DLC
Naphthalene	EPA-8260	ND	200	1	UG/M3	09/19/2015	DLC
1,2,3-Trichlorobenzene	EPA-8260	ND	200	1	UG/M3	09/19/2015	DLC

SURROGATE	METHOD	%REC	ANALYSIS DATE	ANALYSIS BY
1,2-Dichloroethane-d4	EPA-8260	88.8	09/19/2015	DLC
1,2-Dichloroethane-d4 50X Dilution	EPA-8260	100	09/23/2015	DLC
Toluene-d8	EPA-8260	101	09/19/2015	DLC
Toluene-d8 50X Dilution	EPA-8260	98.9	09/23/2015	DLC
4-Bromofluorobenzene	EPA-8260	95.2	09/19/2015	DLC
4-Bromofluorobenzene 50X Dilution	EPA-8260	98.3	09/23/2015	DLC

H3 - Analysis of sample dilution performed outside of hold time.
 U - Analyte analyzed for but not detected at level above reporting limit.



CERTIFICATE OF ANALYSIS

CLIENT:	Terracon 21905 - 64th Ave W, Suite 100 Mountlake Terrace, WA 98043	DATE:	10/13/2015
CLIENT CONTACT:	Mike Noll	ALS JOB#:	EV15090110
CLIENT PROJECT:	81157132	ALS SAMPLE#:	EV15090110-19
CLIENT SAMPLE ID	VP7	DATE RECEIVED:	09/17/2015
		COLLECTION DATE:	9/17/2015 2:25:00 PM
		WDOE ACCREDITATION:	C601

SAMPLE DATA RESULTS

ANALYTE	METHOD	RESULTS	REPORTING LIMITS	DILUTION FACTOR	UNITS	ANALYSIS DATE	ANALYSIS BY
Dichlorodifluoromethane	EPA-8260	ND	200	1	UG/M3	09/19/2015	DLC
Chloromethane	EPA-8260	ND	200	1	UG/M3	09/19/2015	DLC
Vinyl Chloride	EPA-8260	ND	20	1	UG/M3	09/19/2015	DLC
Bromomethane	EPA-8260	ND	200	1	UG/M3	09/19/2015	DLC
Chloroethane	EPA-8260	ND	200	1	UG/M3	09/19/2015	DLC
Carbon Tetrachloride	EPA-8260	ND	200	1	UG/M3	09/19/2015	DLC
Trichlorofluoromethane	EPA-8260	ND	200	1	UG/M3	09/19/2015	DLC
Carbon Disulfide	EPA-8260	ND	200	1	UG/M3	09/19/2015	DLC
Acetone	EPA-8260	ND	2500	1	UG/M3	09/19/2015	DLC
1,1-Dichloroethene	EPA-8260	ND	200	1	UG/M3	09/19/2015	DLC
Methylene Chloride	EPA-8260	ND	500	1	UG/M3	09/19/2015	DLC
Acrylonitrile	EPA-8260	ND	1000	1	UG/M3	09/19/2015	DLC
Methyl T-Butyl Ether	EPA-8260	ND	200	1	UG/M3	09/19/2015	DLC
Trans-1,2-Dichloroethene	EPA-8260	ND	200	1	UG/M3	09/19/2015	DLC
1,1-Dichloroethane	EPA-8260	ND	200	1	UG/M3	09/19/2015	DLC
2-Butanone	EPA-8260	ND	1000	1	UG/M3	09/19/2015	DLC
Cis-1,2-Dichloroethene	EPA-8260	2200	200	1	UG/M3	09/19/2015	DLC
2,2-Dichloropropane	EPA-8260	ND	200	1	UG/M3	09/19/2015	DLC
Bromochloromethane	EPA-8260	ND	200	1	UG/M3	09/19/2015	DLC
Chloroform	EPA-8260	ND	200	1	UG/M3	09/19/2015	DLC
1,1,1-Trichloroethane	EPA-8260	ND	200	1	UG/M3	09/19/2015	DLC
1,1-Dichloropropene	EPA-8260	ND	200	1	UG/M3	09/19/2015	DLC
1,2-Dichloroethane	EPA-8260	ND	200	1	UG/M3	09/19/2015	DLC
Benzene	EPA-8260	ND	200	1	UG/M3	09/19/2015	DLC
Trichloroethene	EPA-8260	1800	200	1	UG/M3	09/19/2015	DLC
1,2-Dichloropropane	EPA-8260	ND	200	1	UG/M3	09/19/2015	DLC
Dibromomethane	EPA-8260	ND	200	1	UG/M3	09/19/2015	DLC
Bromodichloromethane	EPA-8260	ND	200	1	UG/M3	09/19/2015	DLC
Trans-1,3-Dichloropropene	EPA-8260	ND	200	1	UG/M3	09/19/2015	DLC
4-Methyl-2-Pentanone	EPA-8260	ND	1000	1	UG/M3	09/19/2015	DLC
Toluene	EPA-8260	ND	200	1	UG/M3	09/19/2015	DLC
Cis-1,3-Dichloropropene	EPA-8260	ND	200	1	UG/M3	09/19/2015	DLC
1,1,2-Trichloroethane	EPA-8260	ND	200	1	UG/M3	09/19/2015	DLC
2-Hexanone	EPA-8260	ND	1000	1	UG/M3	09/19/2015	DLC
1,3-Dichloropropane	EPA-8260	ND	200	1	UG/M3	09/19/2015	DLC
Tetrachloroethylene	EPA-8260	47000 H3	93	10	UG/M3	09/22/2015	DLC
Dibromochloromethane	EPA-8260	ND	200	1	UG/M3	09/19/2015	DLC
1,2-Dibromoethane	EPA-8260	ND	200	1	UG/M3	09/19/2015	DLC
Chlorobenzene	EPA-8260	ND	200	1	UG/M3	09/19/2015	DLC



CERTIFICATE OF ANALYSIS

CLIENT:	Terracon 21905 - 64th Ave W, Suite 100 Mountlake Terrace, WA 98043	DATE:	10/13/2015
CLIENT CONTACT:	Mike Noll	ALS JOB#:	EV15090110
CLIENT PROJECT:	81157132	ALS SAMPLE#:	EV15090110-19
CLIENT SAMPLE ID	VP7	DATE RECEIVED:	09/17/2015
		COLLECTION DATE:	9/17/2015 2:25:00 PM
		WDOE ACCREDITATION:	C601

SAMPLE DATA RESULTS

ANALYTE	METHOD	RESULTS	REPORTING LIMITS	DILUTION FACTOR	UNITS	ANALYSIS DATE	ANALYSIS BY
1,1,1,2-Tetrachloroethane	EPA-8260	ND	200	1	UG/M3	09/19/2015	DLC
Ethylbenzene	EPA-8260	ND	200	1	UG/M3	09/19/2015	DLC
m,p-Xylene	EPA-8260	ND	400	1	UG/M3	09/19/2015	DLC
Styrene	EPA-8260	ND	200	1	UG/M3	09/19/2015	DLC
o-Xylene	EPA-8260	ND	200	1	UG/M3	09/19/2015	DLC
Bromoform	EPA-8260	ND	200	1	UG/M3	09/19/2015	DLC
Isopropylbenzene	EPA-8260	ND	200	1	UG/M3	09/19/2015	DLC
1,1,1,2,2-Tetrachloroethane	EPA-8260	ND	200	1	UG/M3	09/19/2015	DLC
1,2,3-Trichloropropane	EPA-8260	ND	200	1	UG/M3	09/19/2015	DLC
Bromobenzene	EPA-8260	ND	200	1	UG/M3	09/19/2015	DLC
N-Propyl Benzene	EPA-8260	ND	200	1	UG/M3	09/19/2015	DLC
2-Chlorotoluene	EPA-8260	ND	200	1	UG/M3	09/19/2015	DLC
1,3,5-Trimethylbenzene	EPA-8260	ND	200	1	UG/M3	09/19/2015	DLC
4-Chlorotoluene	EPA-8260	ND	200	1	UG/M3	09/19/2015	DLC
T-Butyl Benzene	EPA-8260	ND	200	1	UG/M3	09/19/2015	DLC
1,2,4-Trimethylbenzene	EPA-8260	ND	200	1	UG/M3	09/19/2015	DLC
S-Butyl Benzene	EPA-8260	ND	200	1	UG/M3	09/19/2015	DLC
P-Isopropyltoluene	EPA-8260	ND	200	1	UG/M3	09/19/2015	DLC
1,3-Dichlorobenzene	EPA-8260	ND	200	1	UG/M3	09/19/2015	DLC
1,4-Dichlorobenzene	EPA-8260	ND	200	1	UG/M3	09/19/2015	DLC
N-Butylbenzene	EPA-8260	ND	200	1	UG/M3	09/19/2015	DLC
1,2-Dichlorobenzene	EPA-8260	ND	200	1	UG/M3	09/19/2015	DLC
1,2-Dibromo 3-Chloropropane	EPA-8260	ND	1000	1	UG/M3	09/19/2015	DLC
1,2,4-Trichlorobenzene	EPA-8260	ND	200	1	UG/M3	09/19/2015	DLC
Hexachlorobutadiene	EPA-8260	ND	200	1	UG/M3	09/19/2015	DLC
Naphthalene	EPA-8260	ND	200	1	UG/M3	09/19/2015	DLC
1,2,3-Trichlorobenzene	EPA-8260	ND	200	1	UG/M3	09/19/2015	DLC

SURROGATE	METHOD	%REC	ANALYSIS DATE	ANALYSIS BY
1,2-Dichloroethane-d4	EPA-8260	93.3	09/19/2015	DLC
1,2-Dichloroethane-d4 10X Dilution	EPA-8260	105	09/22/2015	DLC
Toluene-d8	EPA-8260	101	09/19/2015	DLC
Toluene-d8 10X Dilution	EPA-8260	97.2	09/22/2015	DLC
4-Bromofluorobenzene	EPA-8260	92.4	09/19/2015	DLC
4-Bromofluorobenzene 10X Dilution	EPA-8260	96.0	09/22/2015	DLC

H3 - Analysis of sample dilution performed outside of hold time.
 U - Analyte analyzed for but not detected at level above reporting limit.



CERTIFICATE OF ANALYSIS

CLIENT:	Terracon 21905 - 64th Ave W, Suite 100 Mountlake Terrace, WA 98043	DATE:	10/13/2015
CLIENT CONTACT:	Mike Noll	ALS JOB#:	EV15090110
CLIENT PROJECT:	81157132	ALS SAMPLE#:	EV15090110-20
CLIENT SAMPLE ID	VP8	DATE RECEIVED:	09/17/2015
		COLLECTION DATE:	9/17/2015 2:30:00 PM
		WDOE ACCREDITATION:	C601

SAMPLE DATA RESULTS

ANALYTE	METHOD	RESULTS	REPORTING LIMITS	DILUTION FACTOR	UNITS	ANALYSIS DATE	ANALYSIS BY
Dichlorodifluoromethane	EPA-8260	ND	200	1	UG/M3	09/19/2015	DLC
Chloromethane	EPA-8260	ND	200	1	UG/M3	09/19/2015	DLC
Vinyl Chloride	EPA-8260	ND	20	1	UG/M3	09/19/2015	DLC
Bromomethane	EPA-8260	ND	200	1	UG/M3	09/19/2015	DLC
Chloroethane	EPA-8260	ND	200	1	UG/M3	09/19/2015	DLC
Carbon Tetrachloride	EPA-8260	ND	200	1	UG/M3	09/19/2015	DLC
Trichlorofluoromethane	EPA-8260	ND	200	1	UG/M3	09/19/2015	DLC
Carbon Disulfide	EPA-8260	ND	200	1	UG/M3	09/19/2015	DLC
Acetone	EPA-8260	ND	2500	1	UG/M3	09/19/2015	DLC
1,1-Dichloroethene	EPA-8260	ND	200	1	UG/M3	09/19/2015	DLC
Methylene Chloride	EPA-8260	ND	500	1	UG/M3	09/19/2015	DLC
Acrylonitrile	EPA-8260	ND	1000	1	UG/M3	09/19/2015	DLC
Methyl T-Butyl Ether	EPA-8260	ND	200	1	UG/M3	09/19/2015	DLC
Trans-1,2-Dichloroethene	EPA-8260	ND	200	1	UG/M3	09/19/2015	DLC
1,1-Dichloroethane	EPA-8260	ND	200	1	UG/M3	09/19/2015	DLC
2-Butanone	EPA-8260	ND	1000	1	UG/M3	09/19/2015	DLC
Cis-1,2-Dichloroethene	EPA-8260	2100	200	1	UG/M3	09/19/2015	DLC
2,2-Dichloropropane	EPA-8260	ND	200	1	UG/M3	09/19/2015	DLC
Bromochloromethane	EPA-8260	ND	200	1	UG/M3	09/19/2015	DLC
Chloroform	EPA-8260	ND	200	1	UG/M3	09/19/2015	DLC
1,1,1-Trichloroethane	EPA-8260	ND	200	1	UG/M3	09/19/2015	DLC
1,1-Dichloropropene	EPA-8260	ND	200	1	UG/M3	09/19/2015	DLC
1,2-Dichloroethane	EPA-8260	ND	200	1	UG/M3	09/19/2015	DLC
Benzene	EPA-8260	ND	200	1	UG/M3	09/19/2015	DLC
Trichloroethene	EPA-8260	1900	200	1	UG/M3	09/19/2015	DLC
1,2-Dichloropropane	EPA-8260	ND	200	1	UG/M3	09/19/2015	DLC
Dibromomethane	EPA-8260	ND	200	1	UG/M3	09/19/2015	DLC
Bromodichloromethane	EPA-8260	ND	200	1	UG/M3	09/19/2015	DLC
Trans-1,3-Dichloropropene	EPA-8260	ND	200	1	UG/M3	09/19/2015	DLC
4-Methyl-2-Pentanone	EPA-8260	ND	1000	1	UG/M3	09/19/2015	DLC
Toluene	EPA-8260	ND	200	1	UG/M3	09/19/2015	DLC
Cis-1,3-Dichloropropene	EPA-8260	ND	200	1	UG/M3	09/19/2015	DLC
1,1,2-Trichloroethane	EPA-8260	ND	200	1	UG/M3	09/19/2015	DLC
2-Hexanone	EPA-8260	ND	1000	1	UG/M3	09/19/2015	DLC
1,3-Dichloropropane	EPA-8260	ND	200	1	UG/M3	09/19/2015	DLC
Tetrachloroethylene	EPA-8260	43000 H3	93	10	UG/M3	09/22/2015	DLC
Dibromochloromethane	EPA-8260	ND	200	1	UG/M3	09/19/2015	DLC
1,2-Dibromoethane	EPA-8260	ND	200	1	UG/M3	09/19/2015	DLC
Chlorobenzene	EPA-8260	ND	200	1	UG/M3	09/19/2015	DLC



CERTIFICATE OF ANALYSIS

CLIENT:	Terracon 21905 - 64th Ave W, Suite 100 Mountlake Terrace, WA 98043	DATE:	10/13/2015
CLIENT CONTACT:	Mike Noll	ALS JOB#:	EV15090110
CLIENT PROJECT:	81157132	ALS SAMPLE#:	EV15090110-20
CLIENT SAMPLE ID	VP8	DATE RECEIVED:	09/17/2015
		COLLECTION DATE:	9/17/2015 2:30:00 PM
		WDOE ACCREDITATION:	C601

SAMPLE DATA RESULTS

ANALYTE	METHOD	RESULTS	REPORTING LIMITS	DILUTION FACTOR	UNITS	ANALYSIS DATE	ANALYSIS BY
1,1,1,2-Tetrachloroethane	EPA-8260	ND	200	1	UG/M3	09/19/2015	DLC
Ethylbenzene	EPA-8260	ND	200	1	UG/M3	09/19/2015	DLC
m,p-Xylene	EPA-8260	ND	400	1	UG/M3	09/19/2015	DLC
Styrene	EPA-8260	ND	200	1	UG/M3	09/19/2015	DLC
o-Xylene	EPA-8260	ND	200	1	UG/M3	09/19/2015	DLC
Bromoform	EPA-8260	ND	200	1	UG/M3	09/19/2015	DLC
Isopropylbenzene	EPA-8260	ND	200	1	UG/M3	09/19/2015	DLC
1,1,1,2-Tetrachloroethane	EPA-8260	ND	200	1	UG/M3	09/19/2015	DLC
1,2,3-Trichloropropane	EPA-8260	ND	200	1	UG/M3	09/19/2015	DLC
Bromobenzene	EPA-8260	ND	200	1	UG/M3	09/19/2015	DLC
N-Propyl Benzene	EPA-8260	ND	200	1	UG/M3	09/19/2015	DLC
2-Chlorotoluene	EPA-8260	ND	200	1	UG/M3	09/19/2015	DLC
1,3,5-Trimethylbenzene	EPA-8260	ND	200	1	UG/M3	09/19/2015	DLC
4-Chlorotoluene	EPA-8260	ND	200	1	UG/M3	09/19/2015	DLC
T-Butyl Benzene	EPA-8260	ND	200	1	UG/M3	09/19/2015	DLC
1,2,4-Trimethylbenzene	EPA-8260	ND	200	1	UG/M3	09/19/2015	DLC
S-Butyl Benzene	EPA-8260	ND	200	1	UG/M3	09/19/2015	DLC
P-Isopropyltoluene	EPA-8260	ND	200	1	UG/M3	09/19/2015	DLC
1,3-Dichlorobenzene	EPA-8260	ND	200	1	UG/M3	09/19/2015	DLC
1,4-Dichlorobenzene	EPA-8260	ND	200	1	UG/M3	09/19/2015	DLC
N-Butylbenzene	EPA-8260	ND	200	1	UG/M3	09/19/2015	DLC
1,2-Dichlorobenzene	EPA-8260	ND	200	1	UG/M3	09/19/2015	DLC
1,2-Dibromo 3-Chloropropane	EPA-8260	ND	1000	1	UG/M3	09/19/2015	DLC
1,2,4-Trichlorobenzene	EPA-8260	ND	200	1	UG/M3	09/19/2015	DLC
Hexachlorobutadiene	EPA-8260	ND	200	1	UG/M3	09/19/2015	DLC
Naphthalene	EPA-8260	ND	200	1	UG/M3	09/19/2015	DLC
1,2,3-Trichlorobenzene	EPA-8260	ND	200	1	UG/M3	09/19/2015	DLC

SURROGATE	METHOD	%REC	ANALYSIS DATE	ANALYSIS BY
1,2-Dichloroethane-d4	EPA-8260	93.8	09/19/2015	DLC
1,2-Dichloroethane-d4 10X Dilution	EPA-8260	109	09/22/2015	DLC
Toluene-d8	EPA-8260	101	09/19/2015	DLC
Toluene-d8 10X Dilution	EPA-8260	106	09/22/2015	DLC
4-Bromofluorobenzene	EPA-8260	99.0	09/19/2015	DLC
4-Bromofluorobenzene 10X Dilution	EPA-8260	104	09/22/2015	DLC

U - Analyte analyzed for but not detected at level above reporting limit.
H3 - Analysis of sample dilution performed outside of hold time.



CERTIFICATE OF ANALYSIS

CLIENT:	Terracon 21905 - 64th Ave W, Suite 100 Mountlake Terrace, WA 98043	DATE:	10/13/2015
CLIENT CONTACT:	Mike Noll	ALS JOB#:	EV15090110
CLIENT PROJECT:	81157132	ALS SAMPLE#:	EV15090110-21
CLIENT SAMPLE ID	VP5	DATE RECEIVED:	09/17/2015
		COLLECTION DATE:	9/17/2015 2:35:00 PM
		WDOE ACCREDITATION:	C601

SAMPLE DATA RESULTS

ANALYTE	METHOD	RESULTS	REPORTING LIMITS	DILUTION FACTOR	UNITS	ANALYSIS DATE	ANALYSIS BY
Dichlorodifluoromethane	EPA-8260	ND	200	1	UG/M3	09/19/2015	DLC
Chloromethane	EPA-8260	ND	200	1	UG/M3	09/19/2015	DLC
Vinyl Chloride	EPA-8260	ND	20	1	UG/M3	09/19/2015	DLC
Bromomethane	EPA-8260	ND	200	1	UG/M3	09/19/2015	DLC
Chloroethane	EPA-8260	ND	200	1	UG/M3	09/19/2015	DLC
Carbon Tetrachloride	EPA-8260	ND	200	1	UG/M3	09/19/2015	DLC
Trichlorofluoromethane	EPA-8260	ND	200	1	UG/M3	09/19/2015	DLC
Carbon Disulfide	EPA-8260	ND	200	1	UG/M3	09/19/2015	DLC
Acetone	EPA-8260	ND	2500	1	UG/M3	09/19/2015	DLC
1,1-Dichloroethene	EPA-8260	ND	200	1	UG/M3	09/19/2015	DLC
Methylene Chloride	EPA-8260	ND	500	1	UG/M3	09/19/2015	DLC
Acrylonitrile	EPA-8260	ND	1000	1	UG/M3	09/19/2015	DLC
Methyl T-Butyl Ether	EPA-8260	ND	200	1	UG/M3	09/19/2015	DLC
Trans-1,2-Dichloroethene	EPA-8260	ND	200	1	UG/M3	09/19/2015	DLC
1,1-Dichloroethane	EPA-8260	ND	200	1	UG/M3	09/19/2015	DLC
2-Butanone	EPA-8260	ND	1000	1	UG/M3	09/19/2015	DLC
Cis-1,2-Dichloroethene	EPA-8260	2400	200	1	UG/M3	09/19/2015	DLC
2,2-Dichloropropane	EPA-8260	ND	200	1	UG/M3	09/19/2015	DLC
Bromochloromethane	EPA-8260	ND	200	1	UG/M3	09/19/2015	DLC
Chloroform	EPA-8260	ND	200	1	UG/M3	09/19/2015	DLC
1,1,1-Trichloroethane	EPA-8260	ND	200	1	UG/M3	09/19/2015	DLC
1,1-Dichloropropene	EPA-8260	ND	200	1	UG/M3	09/19/2015	DLC
1,2-Dichloroethane	EPA-8260	ND	200	1	UG/M3	09/19/2015	DLC
Benzene	EPA-8260	ND	200	1	UG/M3	09/19/2015	DLC
Trichloroethene	EPA-8260	2000	200	1	UG/M3	09/19/2015	DLC
1,2-Dichloropropane	EPA-8260	ND	200	1	UG/M3	09/19/2015	DLC
Dibromomethane	EPA-8260	ND	200	1	UG/M3	09/19/2015	DLC
Bromodichloromethane	EPA-8260	ND	200	1	UG/M3	09/19/2015	DLC
Trans-1,3-Dichloropropene	EPA-8260	ND	200	1	UG/M3	09/19/2015	DLC
4-Methyl-2-Pentanone	EPA-8260	ND	1000	1	UG/M3	09/19/2015	DLC
Toluene	EPA-8260	ND	200	1	UG/M3	09/19/2015	DLC
Cis-1,3-Dichloropropene	EPA-8260	ND	200	1	UG/M3	09/19/2015	DLC
1,1,2-Trichloroethane	EPA-8260	ND	200	1	UG/M3	09/19/2015	DLC
2-Hexanone	EPA-8260	ND	1000	1	UG/M3	09/19/2015	DLC
1,3-Dichloropropane	EPA-8260	ND	200	1	UG/M3	09/19/2015	DLC
Tetrachloroethylene	EPA-8260	28000 H3	93	10	UG/M3	09/22/2015	DLC
Dibromochloromethane	EPA-8260	ND	200	1	UG/M3	09/19/2015	DLC
1,2-Dibromoethane	EPA-8260	ND	200	1	UG/M3	09/19/2015	DLC
Chlorobenzene	EPA-8260	ND	200	1	UG/M3	09/19/2015	DLC



CERTIFICATE OF ANALYSIS

CLIENT:	Terracon 21905 - 64th Ave W, Suite 100 Mountlake Terrace, WA 98043	DATE:	10/13/2015
CLIENT CONTACT:	Mike Noll	ALS JOB#:	EV15090110
CLIENT PROJECT:	81157132	ALS SAMPLE#:	EV15090110-21
CLIENT SAMPLE ID	VP5	DATE RECEIVED:	09/17/2015
		COLLECTION DATE:	9/17/2015 2:35:00 PM
		WDOE ACCREDITATION:	C601

SAMPLE DATA RESULTS

ANALYTE	METHOD	RESULTS	REPORTING LIMITS	DILUTION FACTOR	UNITS	ANALYSIS DATE	ANALYSIS BY
1,1,1,2-Tetrachloroethane	EPA-8260	ND	200	1	UG/M3	09/19/2015	DLC
Ethylbenzene	EPA-8260	ND	200	1	UG/M3	09/19/2015	DLC
m,p-Xylene	EPA-8260	ND	400	1	UG/M3	09/19/2015	DLC
Styrene	EPA-8260	ND	200	1	UG/M3	09/19/2015	DLC
o-Xylene	EPA-8260	ND	200	1	UG/M3	09/19/2015	DLC
Bromoform	EPA-8260	ND	200	1	UG/M3	09/19/2015	DLC
Isopropylbenzene	EPA-8260	ND	200	1	UG/M3	09/19/2015	DLC
1,1,1,2-Tetrachloroethane	EPA-8260	ND	200	1	UG/M3	09/19/2015	DLC
1,2,3-Trichloropropane	EPA-8260	ND	200	1	UG/M3	09/19/2015	DLC
Bromobenzene	EPA-8260	ND	200	1	UG/M3	09/19/2015	DLC
N-Propyl Benzene	EPA-8260	ND	200	1	UG/M3	09/19/2015	DLC
2-Chlorotoluene	EPA-8260	ND	200	1	UG/M3	09/19/2015	DLC
1,3,5-Trimethylbenzene	EPA-8260	ND	200	1	UG/M3	09/19/2015	DLC
4-Chlorotoluene	EPA-8260	ND	200	1	UG/M3	09/19/2015	DLC
T-Butyl Benzene	EPA-8260	ND	200	1	UG/M3	09/19/2015	DLC
1,2,4-Trimethylbenzene	EPA-8260	ND	200	1	UG/M3	09/19/2015	DLC
S-Butyl Benzene	EPA-8260	ND	200	1	UG/M3	09/19/2015	DLC
P-Isopropyltoluene	EPA-8260	ND	200	1	UG/M3	09/19/2015	DLC
1,3-Dichlorobenzene	EPA-8260	ND	200	1	UG/M3	09/19/2015	DLC
1,4-Dichlorobenzene	EPA-8260	ND	200	1	UG/M3	09/19/2015	DLC
N-Butylbenzene	EPA-8260	ND	200	1	UG/M3	09/19/2015	DLC
1,2-Dichlorobenzene	EPA-8260	ND	200	1	UG/M3	09/19/2015	DLC
1,2-Dibromo 3-Chloropropane	EPA-8260	ND	1000	1	UG/M3	09/19/2015	DLC
1,2,4-Trichlorobenzene	EPA-8260	ND	200	1	UG/M3	09/19/2015	DLC
Hexachlorobutadiene	EPA-8260	ND	200	1	UG/M3	09/19/2015	DLC
Naphthalene	EPA-8260	ND	200	1	UG/M3	09/19/2015	DLC
1,2,3-Trichlorobenzene	EPA-8260	ND	200	1	UG/M3	09/19/2015	DLC

SURROGATE	METHOD	%REC	ANALYSIS DATE	ANALYSIS BY
1,2-Dichloroethane-d4	EPA-8260	89.6	09/19/2015	DLC
1,2-Dichloroethane-d4 10X Dilution	EPA-8260	106	09/22/2015	DLC
Toluene-d8	EPA-8260	98.6	09/19/2015	DLC
Toluene-d8 10X Dilution	EPA-8260	99.8	09/22/2015	DLC
4-Bromofluorobenzene	EPA-8260	92.9	09/19/2015	DLC
4-Bromofluorobenzene 10X Dilution	EPA-8260	98.5	09/22/2015	DLC

U - Analyte analyzed for but not detected at level above reporting limit.
H3 - Analysis of sample dilution performed outside of hold time.



CERTIFICATE OF ANALYSIS

CLIENT:	Terracon 21905 - 64th Ave W, Suite 100 Mountlake Terrace, WA 98043	DATE:	10/13/2015
CLIENT CONTACT:	Mike Noll	ALS JOB#:	EV15090110
CLIENT PROJECT:	81157132	ALS SAMPLE#:	EV15090110-22
CLIENT SAMPLE ID	VP4	DATE RECEIVED:	09/17/2015
		COLLECTION DATE:	9/17/2015 2:42:00 PM
		WDOE ACCREDITATION:	C601

SAMPLE DATA RESULTS

ANALYTE	METHOD	RESULTS	REPORTING LIMITS	DILUTION FACTOR	UNITS	ANALYSIS DATE	ANALYSIS BY
Dichlorodifluoromethane	EPA-8260	ND	200	1	UG/M3	09/19/2015	DLC
Chloromethane	EPA-8260	ND	200	1	UG/M3	09/19/2015	DLC
Vinyl Chloride	EPA-8260	93	20	1	UG/M3	09/19/2015	DLC
Bromomethane	EPA-8260	ND	200	1	UG/M3	09/19/2015	DLC
Chloroethane	EPA-8260	ND	200	1	UG/M3	09/19/2015	DLC
Carbon Tetrachloride	EPA-8260	ND	200	1	UG/M3	09/19/2015	DLC
Trichlorofluoromethane	EPA-8260	ND	200	1	UG/M3	09/19/2015	DLC
Carbon Disulfide	EPA-8260	ND	200	1	UG/M3	09/19/2015	DLC
Acetone	EPA-8260	ND	2500	1	UG/M3	09/19/2015	DLC
1,1-Dichloroethene	EPA-8260	ND	200	1	UG/M3	09/19/2015	DLC
Methylene Chloride	EPA-8260	ND	500	1	UG/M3	09/19/2015	DLC
Acrylonitrile	EPA-8260	ND	1000	1	UG/M3	09/19/2015	DLC
Methyl T-Butyl Ether	EPA-8260	ND	200	1	UG/M3	09/19/2015	DLC
Trans-1,2-Dichloroethene	EPA-8260	ND	200	1	UG/M3	09/19/2015	DLC
1,1-Dichloroethane	EPA-8260	ND	200	1	UG/M3	09/19/2015	DLC
2-Butanone	EPA-8260	ND	1000	1	UG/M3	09/19/2015	DLC
Cis-1,2-Dichloroethene	EPA-8260	6300	200	1	UG/M3	09/19/2015	DLC
2,2-Dichloropropane	EPA-8260	ND	200	1	UG/M3	09/19/2015	DLC
Bromochloromethane	EPA-8260	ND	200	1	UG/M3	09/19/2015	DLC
Chloroform	EPA-8260	ND	200	1	UG/M3	09/19/2015	DLC
1,1,1-Trichloroethane	EPA-8260	ND	200	1	UG/M3	09/19/2015	DLC
1,1-Dichloropropene	EPA-8260	ND	200	1	UG/M3	09/19/2015	DLC
1,2-Dichloroethane	EPA-8260	ND	200	1	UG/M3	09/19/2015	DLC
Benzene	EPA-8260	ND	200	1	UG/M3	09/19/2015	DLC
Trichloroethene	EPA-8260	7300	200	1	UG/M3	09/19/2015	DLC
1,2-Dichloropropane	EPA-8260	ND	200	1	UG/M3	09/19/2015	DLC
Dibromomethane	EPA-8260	ND	200	1	UG/M3	09/19/2015	DLC
Bromodichloromethane	EPA-8260	ND	200	1	UG/M3	09/19/2015	DLC
Trans-1,3-Dichloropropene	EPA-8260	ND	200	1	UG/M3	09/19/2015	DLC
4-Methyl-2-Pentanone	EPA-8260	ND	1000	1	UG/M3	09/19/2015	DLC
Toluene	EPA-8260	ND	200	1	UG/M3	09/19/2015	DLC
Cis-1,3-Dichloropropene	EPA-8260	ND	200	1	UG/M3	09/19/2015	DLC
1,1,2-Trichloroethane	EPA-8260	ND	200	1	UG/M3	09/19/2015	DLC
2-Hexanone	EPA-8260	ND	1000	1	UG/M3	09/19/2015	DLC
1,3-Dichloropropane	EPA-8260	ND	200	1	UG/M3	09/19/2015	DLC
Tetrachloroethylene	EPA-8260	110000 H3	93	10	UG/M3	09/22/2015	DLC
Dibromochloromethane	EPA-8260	ND	200	1	UG/M3	09/19/2015	DLC
1,2-Dibromoethane	EPA-8260	ND	200	1	UG/M3	09/19/2015	DLC
Chlorobenzene	EPA-8260	ND	200	1	UG/M3	09/19/2015	DLC



CERTIFICATE OF ANALYSIS

CLIENT:	Terracon 21905 - 64th Ave W, Suite 100 Mountlake Terrace, WA 98043	DATE:	10/13/2015
CLIENT CONTACT:	Mike Noll	ALS JOB#:	EV15090110
CLIENT PROJECT:	81157132	ALS SAMPLE#:	EV15090110-22
CLIENT SAMPLE ID	VP4	DATE RECEIVED:	09/17/2015
		COLLECTION DATE:	9/17/2015 2:42:00 PM
		WDOE ACCREDITATION:	C601

SAMPLE DATA RESULTS

ANALYTE	METHOD	RESULTS	REPORTING LIMITS	DILUTION FACTOR	UNITS	ANALYSIS DATE	ANALYSIS BY
1,1,1,2-Tetrachloroethane	EPA-8260	ND	200	1	UG/M3	09/19/2015	DLC
Ethylbenzene	EPA-8260	ND	200	1	UG/M3	09/19/2015	DLC
m,p-Xylene	EPA-8260	ND	400	1	UG/M3	09/19/2015	DLC
Styrene	EPA-8260	ND	200	1	UG/M3	09/19/2015	DLC
o-Xylene	EPA-8260	ND	200	1	UG/M3	09/19/2015	DLC
Bromoform	EPA-8260	ND	200	1	UG/M3	09/19/2015	DLC
Isopropylbenzene	EPA-8260	ND	200	1	UG/M3	09/19/2015	DLC
1,1,2,2-Tetrachloroethane	EPA-8260	ND	200	1	UG/M3	09/19/2015	DLC
1,2,3-Trichloropropane	EPA-8260	ND	200	1	UG/M3	09/19/2015	DLC
Bromobenzene	EPA-8260	ND	200	1	UG/M3	09/19/2015	DLC
N-Propyl Benzene	EPA-8260	ND	200	1	UG/M3	09/19/2015	DLC
2-Chlorotoluene	EPA-8260	ND	200	1	UG/M3	09/19/2015	DLC
1,3,5-Trimethylbenzene	EPA-8260	ND	200	1	UG/M3	09/19/2015	DLC
4-Chlorotoluene	EPA-8260	ND	200	1	UG/M3	09/19/2015	DLC
T-Butyl Benzene	EPA-8260	ND	200	1	UG/M3	09/19/2015	DLC
1,2,4-Trimethylbenzene	EPA-8260	ND	200	1	UG/M3	09/19/2015	DLC
S-Butyl Benzene	EPA-8260	ND	200	1	UG/M3	09/19/2015	DLC
P-Isopropyltoluene	EPA-8260	ND	200	1	UG/M3	09/19/2015	DLC
1,3-Dichlorobenzene	EPA-8260	ND	200	1	UG/M3	09/19/2015	DLC
1,4-Dichlorobenzene	EPA-8260	ND	200	1	UG/M3	09/19/2015	DLC
N-Butylbenzene	EPA-8260	ND	200	1	UG/M3	09/19/2015	DLC
1,2-Dichlorobenzene	EPA-8260	ND	200	1	UG/M3	09/19/2015	DLC
1,2-Dibromo 3-Chloropropane	EPA-8260	ND	1000	1	UG/M3	09/19/2015	DLC
1,2,4-Trichlorobenzene	EPA-8260	ND	200	1	UG/M3	09/19/2015	DLC
Hexachlorobutadiene	EPA-8260	ND	200	1	UG/M3	09/19/2015	DLC
Naphthalene	EPA-8260	ND	200	1	UG/M3	09/19/2015	DLC
1,2,3-Trichlorobenzene	EPA-8260	ND	200	1	UG/M3	09/19/2015	DLC

SURROGATE	METHOD	%REC	ANALYSIS DATE	ANALYSIS BY
1,2-Dichloroethane-d4	EPA-8260	94.0	09/19/2015	DLC
1,2-Dichloroethane-d4 10X Dilution	EPA-8260	92.9	09/22/2015	DLC
Toluene-d8	EPA-8260	102	09/19/2015	DLC
Toluene-d8 10X Dilution	EPA-8260	98.7	09/22/2015	DLC
4-Bromofluorobenzene	EPA-8260	94.2	09/19/2015	DLC
4-Bromofluorobenzene 10X Dilution	EPA-8260	91.6	09/22/2015	DLC

H3 - Analysis of sample dilution performed outside of hold time.
 U - Analyte analyzed for but not detected at level above reporting limit.



CERTIFICATE OF ANALYSIS

CLIENT:	Terracon 21905 - 64th Ave W, Suite 100 Mountlake Terrace, WA 98043	DATE:	10/13/2015
CLIENT CONTACT:	Mike Noll	ALS JOB#:	EV15090110
CLIENT PROJECT:	81157132	ALS SAMPLE#:	EV15090110-23
CLIENT SAMPLE ID	VP6	DATE RECEIVED:	09/17/2015
		COLLECTION DATE:	9/17/2015 2:50:00 PM
		WDOE ACCREDITATION:	C601

SAMPLE DATA RESULTS

ANALYTE	METHOD	RESULTS	REPORTING LIMITS	DILUTION FACTOR	UNITS	ANALYSIS DATE	ANALYSIS BY
Dichlorodifluoromethane	EPA-8260	ND	200	1	UG/M3	09/19/2015	DLC
Chloromethane	EPA-8260	ND	200	1	UG/M3	09/19/2015	DLC
Vinyl Chloride	EPA-8260	ND	20	1	UG/M3	09/19/2015	DLC
Bromomethane	EPA-8260	ND	200	1	UG/M3	09/19/2015	DLC
Chloroethane	EPA-8260	ND	200	1	UG/M3	09/19/2015	DLC
Carbon Tetrachloride	EPA-8260	ND	200	1	UG/M3	09/19/2015	DLC
Trichlorofluoromethane	EPA-8260	ND	200	1	UG/M3	09/19/2015	DLC
Carbon Disulfide	EPA-8260	ND	200	1	UG/M3	09/19/2015	DLC
Acetone	EPA-8260	ND	2500	1	UG/M3	09/19/2015	DLC
1,1-Dichloroethene	EPA-8260	ND	200	1	UG/M3	09/19/2015	DLC
Methylene Chloride	EPA-8260	ND	500	1	UG/M3	09/19/2015	DLC
Acrylonitrile	EPA-8260	ND	1000	1	UG/M3	09/19/2015	DLC
Methyl T-Butyl Ether	EPA-8260	ND	200	1	UG/M3	09/19/2015	DLC
Trans-1,2-Dichloroethene	EPA-8260	ND	200	1	UG/M3	09/19/2015	DLC
1,1-Dichloroethane	EPA-8260	ND	200	1	UG/M3	09/19/2015	DLC
2-Butanone	EPA-8260	ND	1000	1	UG/M3	09/19/2015	DLC
Cis-1,2-Dichloroethene	EPA-8260	1300	200	1	UG/M3	09/19/2015	DLC
2,2-Dichloropropane	EPA-8260	ND	200	1	UG/M3	09/19/2015	DLC
Bromochloromethane	EPA-8260	ND	200	1	UG/M3	09/19/2015	DLC
Chloroform	EPA-8260	ND	200	1	UG/M3	09/19/2015	DLC
1,1,1-Trichloroethane	EPA-8260	ND	200	1	UG/M3	09/19/2015	DLC
1,1-Dichloropropene	EPA-8260	ND	200	1	UG/M3	09/19/2015	DLC
1,2-Dichloroethane	EPA-8260	ND	200	1	UG/M3	09/19/2015	DLC
Benzene	EPA-8260	ND	200	1	UG/M3	09/19/2015	DLC
Trichloroethene	EPA-8260	1500	200	1	UG/M3	09/19/2015	DLC
1,2-Dichloropropane	EPA-8260	ND	200	1	UG/M3	09/19/2015	DLC
Dibromomethane	EPA-8260	ND	200	1	UG/M3	09/19/2015	DLC
Bromodichloromethane	EPA-8260	ND	200	1	UG/M3	09/19/2015	DLC
Trans-1,3-Dichloropropene	EPA-8260	ND	200	1	UG/M3	09/19/2015	DLC
4-Methyl-2-Pentanone	EPA-8260	ND	1000	1	UG/M3	09/19/2015	DLC
Toluene	EPA-8260	ND	200	1	UG/M3	09/19/2015	DLC
Cis-1,3-Dichloropropene	EPA-8260	ND	200	1	UG/M3	09/19/2015	DLC
1,1,2-Trichloroethane	EPA-8260	ND	200	1	UG/M3	09/19/2015	DLC
2-Hexanone	EPA-8260	ND	1000	1	UG/M3	09/19/2015	DLC
1,3-Dichloropropane	EPA-8260	ND	200	1	UG/M3	09/19/2015	DLC
Tetrachloroethylene	EPA-8260	36000 H3	93	10	UG/M3	09/22/2015	DLC
Dibromochloromethane	EPA-8260	ND	200	1	UG/M3	09/19/2015	DLC
1,2-Dibromoethane	EPA-8260	ND	200	1	UG/M3	09/19/2015	DLC
Chlorobenzene	EPA-8260	ND	200	1	UG/M3	09/19/2015	DLC



CERTIFICATE OF ANALYSIS

CLIENT:	Terracon 21905 - 64th Ave W, Suite 100 Mountlake Terrace, WA 98043	DATE:	10/13/2015
CLIENT CONTACT:	Mike Noll	ALS JOB#:	EV15090110
CLIENT PROJECT:	81157132	ALS SAMPLE#:	EV15090110-23
CLIENT SAMPLE ID	VP6	DATE RECEIVED:	09/17/2015
		COLLECTION DATE:	9/17/2015 2:50:00 PM
		WDOE ACCREDITATION:	C601

SAMPLE DATA RESULTS

ANALYTE	METHOD	RESULTS	REPORTING LIMITS	DILUTION FACTOR	UNITS	ANALYSIS DATE	ANALYSIS BY
1,1,1,2-Tetrachloroethane	EPA-8260	ND	200	1	UG/M3	09/19/2015	DLC
Ethylbenzene	EPA-8260	ND	200	1	UG/M3	09/19/2015	DLC
m,p-Xylene	EPA-8260	ND	400	1	UG/M3	09/19/2015	DLC
Styrene	EPA-8260	ND	200	1	UG/M3	09/19/2015	DLC
o-Xylene	EPA-8260	ND	200	1	UG/M3	09/19/2015	DLC
Bromoform	EPA-8260	ND	200	1	UG/M3	09/19/2015	DLC
Isopropylbenzene	EPA-8260	ND	200	1	UG/M3	09/19/2015	DLC
1,1,2,2-Tetrachloroethane	EPA-8260	ND	200	1	UG/M3	09/19/2015	DLC
1,2,3-Trichloropropane	EPA-8260	ND	200	1	UG/M3	09/19/2015	DLC
Bromobenzene	EPA-8260	ND	200	1	UG/M3	09/19/2015	DLC
N-Propyl Benzene	EPA-8260	ND	200	1	UG/M3	09/19/2015	DLC
2-Chlorotoluene	EPA-8260	ND	200	1	UG/M3	09/19/2015	DLC
1,3,5-Trimethylbenzene	EPA-8260	ND	200	1	UG/M3	09/19/2015	DLC
4-Chlorotoluene	EPA-8260	ND	200	1	UG/M3	09/19/2015	DLC
T-Butyl Benzene	EPA-8260	ND	200	1	UG/M3	09/19/2015	DLC
1,2,4-Trimethylbenzene	EPA-8260	ND	200	1	UG/M3	09/19/2015	DLC
S-Butyl Benzene	EPA-8260	ND	200	1	UG/M3	09/19/2015	DLC
P-Isopropyltoluene	EPA-8260	ND	200	1	UG/M3	09/19/2015	DLC
1,3-Dichlorobenzene	EPA-8260	ND	200	1	UG/M3	09/19/2015	DLC
1,4-Dichlorobenzene	EPA-8260	ND	200	1	UG/M3	09/19/2015	DLC
N-Butylbenzene	EPA-8260	ND	200	1	UG/M3	09/19/2015	DLC
1,2-Dichlorobenzene	EPA-8260	ND	200	1	UG/M3	09/19/2015	DLC
1,2-Dibromo 3-Chloropropane	EPA-8260	ND	1000	1	UG/M3	09/19/2015	DLC
1,2,4-Trichlorobenzene	EPA-8260	ND	200	1	UG/M3	09/19/2015	DLC
Hexachlorobutadiene	EPA-8260	ND	200	1	UG/M3	09/19/2015	DLC
Naphthalene	EPA-8260	ND	200	1	UG/M3	09/19/2015	DLC
1,2,3-Trichlorobenzene	EPA-8260	ND	200	1	UG/M3	09/19/2015	DLC

SURROGATE	METHOD	%REC	ANALYSIS DATE	ANALYSIS BY
1,2-Dichloroethane-d4	EPA-8260	93.7	09/19/2015	DLC
1,2-Dichloroethane-d4 10X Dilution	EPA-8260	97.4	09/22/2015	DLC
Toluene-d8	EPA-8260	102	09/19/2015	DLC
Toluene-d8 10X Dilution	EPA-8260	95.2	09/22/2015	DLC
4-Bromofluorobenzene	EPA-8260	91.6	09/19/2015	DLC
4-Bromofluorobenzene 10X Dilution	EPA-8260	92.9	09/22/2015	DLC

H3 - Analysis of sample dilution performed outside of hold time.
 U - Analyte analyzed for but not detected at level above reporting limit.



CERTIFICATE OF ANALYSIS

CLIENT: Terracon
 21905 - 64th Ave W, Suite 100
 Mountlake Terrace, WA 98043

CLIENT CONTACT: Mike Noll
 CLIENT PROJECT: 81157132

DATE: 10/13/2015
 ALS SDG#: EV15090110
 WDOE ACCREDITATION: C601

LABORATORY BLANK RESULTS

MB-091715A - Batch 97200 - Air by EPA-8260

ANALYTE	METHOD	RESULTS	QUAL	UNITS	REPORTING	ANALYSIS	ANALYSIS
					LIMITS	DATE	BY
Dichlorodifluoromethane	EPA-8260	U		UG/M3	200	09/17/2015	DLC
Chloromethane	EPA-8260	U		UG/M3	200	09/17/2015	DLC
Vinyl Chloride	EPA-8260	U		UG/M3	20	09/17/2015	DLC
Bromomethane	EPA-8260	U		UG/M3	200	09/17/2015	DLC
Chloroethane	EPA-8260	U		UG/M3	200	09/17/2015	DLC
Carbon Tetrachloride	EPA-8260	U		UG/M3	200	09/17/2015	DLC
Trichlorofluoromethane	EPA-8260	U		UG/M3	200	09/17/2015	DLC
Carbon Disulfide	EPA-8260	U		UG/M3	200	09/17/2015	DLC
Acetone	EPA-8260	U		UG/M3	2500	09/17/2015	DLC
1,1-Dichloroethene	EPA-8260	U		UG/M3	200	09/17/2015	DLC
Methylene Chloride	EPA-8260	U		UG/M3	500	09/17/2015	DLC
Acrylonitrile	EPA-8260	U		UG/M3	1000	09/17/2015	DLC
Methyl T-Butyl Ether	EPA-8260	U		UG/M3	200	09/17/2015	DLC
Trans-1,2-Dichloroethene	EPA-8260	U		UG/M3	200	09/17/2015	DLC
1,1-Dichloroethane	EPA-8260	U		UG/M3	200	09/17/2015	DLC
2-Butanone	EPA-8260	U		UG/M3	1000	09/17/2015	DLC
Cis-1,2-Dichloroethene	EPA-8260	U		UG/M3	200	09/17/2015	DLC
2,2-Dichloropropane	EPA-8260	U		UG/M3	200	09/17/2015	DLC
Bromochloromethane	EPA-8260	U		UG/M3	200	09/17/2015	DLC
Chloroform	EPA-8260	U		UG/M3	200	09/17/2015	DLC
1,1,1-Trichloroethane	EPA-8260	U		UG/M3	200	09/17/2015	DLC
1,1-Dichloropropene	EPA-8260	U		UG/M3	200	09/17/2015	DLC
1,2-Dichloroethane	EPA-8260	U		UG/M3	200	09/17/2015	DLC
Benzene	EPA-8260	U		UG/M3	200	09/17/2015	DLC
Trichloroethene	EPA-8260	U		UG/M3	200	09/17/2015	DLC
1,2-Dichloropropane	EPA-8260	U		UG/M3	200	09/17/2015	DLC
Dibromomethane	EPA-8260	U		UG/M3	200	09/17/2015	DLC
Bromodichloromethane	EPA-8260	U		UG/M3	200	09/17/2015	DLC
Trans-1,3-Dichloropropene	EPA-8260	U		UG/M3	200	09/17/2015	DLC
4-Methyl-2-Pentanone	EPA-8260	U		UG/M3	1000	09/17/2015	DLC
Toluene	EPA-8260	U		UG/M3	200	09/17/2015	DLC
Cis-1,3-Dichloropropene	EPA-8260	U		UG/M3	200	09/17/2015	DLC
1,1,2-Trichloroethane	EPA-8260	U		UG/M3	200	09/17/2015	DLC
2-Hexanone	EPA-8260	U		UG/M3	1000	09/17/2015	DLC
1,3-Dichloropropane	EPA-8260	U		UG/M3	200	09/17/2015	DLC
Tetrachloroethylene	EPA-8260	U		UG/M3	200	09/17/2015	DLC
Dibromochloromethane	EPA-8260	U		UG/M3	200	09/17/2015	DLC
1,2-Dibromoethane	EPA-8260	U		UG/M3	200	09/17/2015	DLC
Chlorobenzene	EPA-8260	U		UG/M3	200	09/17/2015	DLC



CERTIFICATE OF ANALYSIS

CLIENT: Terracon
 21905 - 64th Ave W, Suite 100
 Mountlake Terrace, WA 98043

CLIENT CONTACT: Mike Noll
 CLIENT PROJECT: 81157132

DATE: 10/13/2015
 ALS SDG#: EV15090110
 WDOE ACCREDITATION: C601

LABORATORY BLANK RESULTS

MB-091715A - Batch 97200 - Air by EPA-8260

ANALYTE	METHOD	RESULTS	QUAL	UNITS	REPORTING LIMITS	ANALYSIS DATE	ANALYSIS BY
1,1,1,2-Tetrachloroethane	EPA-8260	U		UG/M3	200	09/17/2015	DLC
Ethylbenzene	EPA-8260	U		UG/M3	200	09/17/2015	DLC
m,p-Xylene	EPA-8260	U		UG/M3	400	09/17/2015	DLC
Styrene	EPA-8260	U		UG/M3	200	09/17/2015	DLC
o-Xylene	EPA-8260	U		UG/M3	200	09/17/2015	DLC
Bromoform	EPA-8260	U		UG/M3	200	09/17/2015	DLC
Isopropylbenzene	EPA-8260	U		UG/M3	200	09/17/2015	DLC
1,1,2,2-Tetrachloroethane	EPA-8260	U		UG/M3	200	09/17/2015	DLC
1,2,3-Trichloropropane	EPA-8260	U		UG/M3	200	09/17/2015	DLC
Bromobenzene	EPA-8260	U		UG/M3	200	09/17/2015	DLC
N-Propyl Benzene	EPA-8260	U		UG/M3	200	09/17/2015	DLC
2-Chlorotoluene	EPA-8260	U		UG/M3	200	09/17/2015	DLC
1,3,5-Trimethylbenzene	EPA-8260	U		UG/M3	200	09/17/2015	DLC
4-Chlorotoluene	EPA-8260	U		UG/M3	200	09/17/2015	DLC
T-Butyl Benzene	EPA-8260	U		UG/M3	200	09/17/2015	DLC
1,2,4-Trimethylbenzene	EPA-8260	U		UG/M3	200	09/17/2015	DLC
S-Butyl Benzene	EPA-8260	U		UG/M3	200	09/17/2015	DLC
P-Isopropyltoluene	EPA-8260	U		UG/M3	200	09/17/2015	DLC
1,3-Dichlorobenzene	EPA-8260	U		UG/M3	200	09/17/2015	DLC
1,4-Dichlorobenzene	EPA-8260	U		UG/M3	200	09/17/2015	DLC
N-Butylbenzene	EPA-8260	U		UG/M3	200	09/17/2015	DLC
1,2-Dichlorobenzene	EPA-8260	U		UG/M3	200	09/17/2015	DLC
1,2-Dibromo 3-Chloropropane	EPA-8260	U		UG/M3	1000	09/17/2015	DLC
1,2,4-Trichlorobenzene	EPA-8260	U		UG/M3	200	09/17/2015	DLC
Hexachlorobutadiene	EPA-8260	U		UG/M3	200	09/17/2015	DLC
Naphthalene	EPA-8260	U		UG/M3	200	09/17/2015	DLC
1,2,3-Trichlorobenzene	EPA-8260	U		UG/M3	200	09/17/2015	DLC

U - Analyte analyzed for but not detected at level above reporting limit.

MB-092215S - Batch 97402 - Soil by EPA-8260

ANALYTE	METHOD	RESULTS	QUAL	UNITS	REPORTING LIMITS	ANALYSIS DATE	ANALYSIS BY
Dichlorodifluoromethane	EPA-8260	U		MG/KG	0.010	09/23/2015	DLC
Chloromethane	EPA-8260	U		MG/KG	0.010	09/23/2015	DLC
Vinyl Chloride	EPA-8260	U		MG/KG	0.010	09/23/2015	DLC
Bromomethane	EPA-8260	U		MG/KG	0.010	09/23/2015	DLC
Chloroethane	EPA-8260	U		MG/KG	0.010	09/23/2015	DLC
Carbon Tetrachloride	EPA-8260	U		MG/KG	0.010	09/23/2015	DLC
Trichlorofluoromethane	EPA-8260	U		MG/KG	0.010	09/23/2015	DLC
Carbon Disulfide	EPA-8260	U		MG/KG	0.010	09/23/2015	DLC
Acetone	EPA-8260	U		MG/KG	0.050	09/23/2015	DLC



CERTIFICATE OF ANALYSIS

CLIENT: Terracon
 21905 - 64th Ave W, Suite 100
 Mountlake Terrace, WA 98043

CLIENT CONTACT: Mike Noll
 CLIENT PROJECT: 81157132

DATE: 10/13/2015
 ALS SDG#: EV15090110
 WDOE ACCREDITATION: C601

LABORATORY BLANK RESULTS

MB-092215S - Batch 97402 - Soil by EPA-8260

1,1-Dichloroethene	EPA-8260	U	MG/KG	0.010	09/23/2015	DLC
Methylene Chloride	EPA-8260	U	MG/KG	0.020	09/23/2015	DLC
Acrylonitrile	EPA-8260	U	MG/KG	0.050	09/23/2015	DLC
Methyl T-Butyl Ether	EPA-8260	U	MG/KG	0.010	09/23/2015	DLC
Trans-1,2-Dichloroethene	EPA-8260	U	MG/KG	0.010	09/23/2015	DLC
1,1-Dichloroethane	EPA-8260	U	MG/KG	0.010	09/23/2015	DLC
2-Butanone	EPA-8260	U	MG/KG	0.050	09/23/2015	DLC
Cis-1,2-Dichloroethene	EPA-8260	U	MG/KG	0.010	09/23/2015	DLC
2,2-Dichloropropane	EPA-8260	U	MG/KG	0.010	09/23/2015	DLC
Bromochloromethane	EPA-8260	U	MG/KG	0.010	09/23/2015	DLC
Chloroform	EPA-8260	U	MG/KG	0.010	09/23/2015	DLC
1,1,1-Trichloroethane	EPA-8260	U	MG/KG	0.010	09/23/2015	DLC
1,1-Dichloropropene	EPA-8260	U	MG/KG	0.010	09/23/2015	DLC
1,2-Dichloroethane	EPA-8260	U	MG/KG	0.010	09/23/2015	DLC
Benzene	EPA-8260	U	MG/KG	0.0050	09/23/2015	DLC
Trichloroethene	EPA-8260	U	MG/KG	0.010	09/23/2015	DLC
1,2-Dichloropropane	EPA-8260	U	MG/KG	0.010	09/23/2015	DLC
Dibromomethane	EPA-8260	U	MG/KG	0.010	09/23/2015	DLC
Bromodichloromethane	EPA-8260	U	MG/KG	0.010	09/23/2015	DLC
Trans-1,3-Dichloropropene	EPA-8260	U	MG/KG	0.010	09/23/2015	DLC
4-Methyl-2-Pentanone	EPA-8260	U	MG/KG	0.050	09/23/2015	DLC
Toluene	EPA-8260	U	MG/KG	0.010	09/23/2015	DLC
Cis-1,3-Dichloropropene	EPA-8260	U	MG/KG	0.010	09/23/2015	DLC
1,1,2-Trichloroethane	EPA-8260	U	MG/KG	0.010	09/23/2015	DLC
2-Hexanone	EPA-8260	U	MG/KG	0.050	09/23/2015	DLC
1,3-Dichloropropane	EPA-8260	U	MG/KG	0.010	09/23/2015	DLC
Tetrachloroethylene	EPA-8260	U	MG/KG	0.010	09/23/2015	DLC
Dibromochloromethane	EPA-8260	U	MG/KG	0.010	09/23/2015	DLC
1,2-Dibromoethane	EPA-8260	U	MG/KG	0.0050	09/23/2015	DLC
Chlorobenzene	EPA-8260	U	MG/KG	0.010	09/23/2015	DLC
1,1,1,2-Tetrachloroethane	EPA-8260	U	MG/KG	0.010	09/23/2015	DLC
Ethylbenzene	EPA-8260	U	MG/KG	0.010	09/23/2015	DLC
m,p-Xylene	EPA-8260	U	MG/KG	0.020	09/23/2015	DLC
Styrene	EPA-8260	U	MG/KG	0.010	09/23/2015	DLC
o-Xylene	EPA-8260	U	MG/KG	0.010	09/23/2015	DLC
Bromoform	EPA-8260	U	MG/KG	0.010	09/23/2015	DLC
Isopropylbenzene	EPA-8260	U	MG/KG	0.010	09/23/2015	DLC
1,1,2,2-Tetrachloroethane	EPA-8260	U	MG/KG	0.010	09/23/2015	DLC
1,2,3-Trichloropropane	EPA-8260	U	MG/KG	0.010	09/23/2015	DLC
Bromobenzene	EPA-8260	U	MG/KG	0.010	09/23/2015	DLC
N-Propyl Benzene	EPA-8260	U	MG/KG	0.010	09/23/2015	DLC



CERTIFICATE OF ANALYSIS

CLIENT: Terracon
 21905 - 64th Ave W, Suite 100
 Mountlake Terrace, WA 98043

CLIENT CONTACT: Mike Noll
 CLIENT PROJECT: 81157132

DATE: 10/13/2015
 ALS SDG#: EV15090110
 WDOE ACCREDITATION: C601

LABORATORY BLANK RESULTS

MB-092215S - Batch 97402 - Soil by EPA-8260

ANALYTE	METHOD	RESULTS	QUAL	UNITS	REPORTING LIMITS	ANALYSIS DATE	ANALYSIS BY
2-Chlorotoluene	EPA-8260	U		MG/KG	0.010	09/23/2015	DLC
1,3,5-Trimethylbenzene	EPA-8260	U		MG/KG	0.010	09/23/2015	DLC
4-Chlorotoluene	EPA-8260	U		MG/KG	0.010	09/23/2015	DLC
T-Butyl Benzene	EPA-8260	U		MG/KG	0.010	09/23/2015	DLC
1,2,4-Trimethylbenzene	EPA-8260	U		MG/KG	0.010	09/23/2015	DLC
S-Butyl Benzene	EPA-8260	U		MG/KG	0.010	09/23/2015	DLC
P-Isopropyltoluene	EPA-8260	U		MG/KG	0.010	09/23/2015	DLC
1,3-Dichlorobenzene	EPA-8260	U		MG/KG	0.010	09/23/2015	DLC
1,4-Dichlorobenzene	EPA-8260	U		MG/KG	0.010	09/23/2015	DLC
N-Butylbenzene	EPA-8260	U		MG/KG	0.010	09/23/2015	DLC
1,2-Dichlorobenzene	EPA-8260	U		MG/KG	0.010	09/23/2015	DLC
1,2-Dibromo 3-Chloropropane	EPA-8260	U		MG/KG	0.050	09/23/2015	DLC
1,2,4-Trichlorobenzene	EPA-8260	U		MG/KG	0.010	09/23/2015	DLC
Hexachlorobutadiene	EPA-8260	U		MG/KG	0.010	09/23/2015	DLC
Naphthalene	EPA-8260	U		MG/KG	0.010	09/23/2015	DLC
1,2,3-Trichlorobenzene	EPA-8260	U		MG/KG	0.010	09/23/2015	DLC

U - Analyte analyzed for but not detected at level above reporting limit.

MB-091815W - Batch 97272 - Water by EPA-8260

ANALYTE	METHOD	RESULTS	QUAL	UNITS	REPORTING LIMITS	ANALYSIS DATE	ANALYSIS BY
Dichlorodifluoromethane	EPA-8260	U		UG/L	2.0	09/18/2015	DLC
Chloromethane	EPA-8260	U		UG/L	2.0	09/18/2015	DLC
Vinyl Chloride	EPA-8260	U		UG/L	0.20	09/18/2015	DLC
Bromomethane	EPA-8260	U		UG/L	2.0	09/18/2015	DLC
Chloroethane	EPA-8260	U		UG/L	2.0	09/18/2015	DLC
Carbon Tetrachloride	EPA-8260	U		UG/L	2.0	09/18/2015	DLC
Trichlorofluoromethane	EPA-8260	U		UG/L	2.0	09/18/2015	DLC
Carbon Disulfide	EPA-8260	U		UG/L	2.0	09/18/2015	DLC
Acetone	EPA-8260	U		UG/L	25	09/18/2015	DLC
1,1-Dichloroethene	EPA-8260	U		UG/L	2.0	09/18/2015	DLC
Methylene Chloride	EPA-8260	U		UG/L	5.0	09/18/2015	DLC
Acrylonitrile	EPA-8260	U		UG/L	10	09/18/2015	DLC
Methyl T-Butyl Ether	EPA-8260	U		UG/L	2.0	09/18/2015	DLC
Trans-1,2-Dichloroethene	EPA-8260	U		UG/L	2.0	09/18/2015	DLC
1,1-Dichloroethane	EPA-8260	U		UG/L	2.0	09/18/2015	DLC
2-Butanone	EPA-8260	U		UG/L	10	09/18/2015	DLC
Cis-1,2-Dichloroethene	EPA-8260	U		UG/L	2.0	09/18/2015	DLC
2,2-Dichloropropane	EPA-8260	U		UG/L	2.0	09/18/2015	DLC
Bromochloromethane	EPA-8260	U		UG/L	2.0	09/18/2015	DLC
Chloroform	EPA-8260	U		UG/L	2.0	09/18/2015	DLC



CERTIFICATE OF ANALYSIS

CLIENT: Terracon
 21905 - 64th Ave W, Suite 100
 Mountlake Terrace, WA 98043

CLIENT CONTACT: Mike Noll
 CLIENT PROJECT: 81157132

DATE: 10/13/2015
 ALS SDG#: EV15090110
 WDOE ACCREDITATION: C601

LABORATORY BLANK RESULTS

MB-091815W - Batch 97272 - Water by EPA-8260

1,1,1-Trichloroethane	EPA-8260	U	UG/L	2.0	09/18/2015	DLC
1,1-Dichloropropene	EPA-8260	U	UG/L	2.0	09/18/2015	DLC
1,2-Dichloroethane	EPA-8260	U	UG/L	2.0	09/18/2015	DLC
Benzene	EPA-8260	U	UG/L	2.0	09/18/2015	DLC
Trichloroethene	EPA-8260	U	UG/L	2.0	09/18/2015	DLC
1,2-Dichloropropane	EPA-8260	U	UG/L	2.0	09/18/2015	DLC
Dibromomethane	EPA-8260	U	UG/L	2.0	09/18/2015	DLC
Bromodichloromethane	EPA-8260	U	UG/L	2.0	09/18/2015	DLC
Trans-1,3-Dichloropropene	EPA-8260	U	UG/L	2.0	09/18/2015	DLC
4-Methyl-2-Pentanone	EPA-8260	U	UG/L	10	09/18/2015	DLC
Toluene	EPA-8260	U	UG/L	2.0	09/18/2015	DLC
Cis-1,3-Dichloropropene	EPA-8260	U	UG/L	2.0	09/18/2015	DLC
1,1,2-Trichloroethane	EPA-8260	U	UG/L	2.0	09/18/2015	DLC
2-Hexanone	EPA-8260	U	UG/L	10	09/18/2015	DLC
1,3-Dichloropropane	EPA-8260	U	UG/L	2.0	09/18/2015	DLC
Tetrachloroethylene	EPA-8260	U	UG/L	2.0	09/18/2015	DLC
Dibromochloromethane	EPA-8260	U	UG/L	2.0	09/18/2015	DLC
1,2-Dibromoethane	EPA-8260	U	UG/L	0.010	09/18/2015	DLC
Chlorobenzene	EPA-8260	U	UG/L	2.0	09/18/2015	DLC
1,1,1,2-Tetrachloroethane	EPA-8260	U	UG/L	2.0	09/18/2015	DLC
Ethylbenzene	EPA-8260	U	UG/L	2.0	09/18/2015	DLC
m,p-Xylene	EPA-8260	U	UG/L	4.0	09/18/2015	DLC
Styrene	EPA-8260	U	UG/L	2.0	09/18/2015	DLC
o-Xylene	EPA-8260	U	UG/L	2.0	09/18/2015	DLC
Bromoform	EPA-8260	U	UG/L	2.0	09/18/2015	DLC
Isopropylbenzene	EPA-8260	U	UG/L	2.0	09/18/2015	DLC
1,1,2,2-Tetrachloroethane	EPA-8260	U	UG/L	2.0	09/18/2015	DLC
1,2,3-Trichloropropane	EPA-8260	U	UG/L	2.0	09/18/2015	DLC
Bromobenzene	EPA-8260	U	UG/L	2.0	09/18/2015	DLC
N-Propyl Benzene	EPA-8260	U	UG/L	2.0	09/18/2015	DLC
2-Chlorotoluene	EPA-8260	U	UG/L	2.0	09/18/2015	DLC
1,3,5-Trimethylbenzene	EPA-8260	U	UG/L	2.0	09/18/2015	DLC
4-Chlorotoluene	EPA-8260	U	UG/L	2.0	09/18/2015	DLC
T-Butyl Benzene	EPA-8260	U	UG/L	2.0	09/18/2015	DLC
1,2,4-Trimethylbenzene	EPA-8260	U	UG/L	2.0	09/18/2015	DLC
S-Butyl Benzene	EPA-8260	U	UG/L	2.0	09/18/2015	DLC
P-Isopropyltoluene	EPA-8260	U	UG/L	2.0	09/18/2015	DLC
1,3-Dichlorobenzene	EPA-8260	U	UG/L	2.0	09/18/2015	DLC
1,4-Dichlorobenzene	EPA-8260	U	UG/L	2.0	09/18/2015	DLC
N-Butylbenzene	EPA-8260	U	UG/L	2.0	09/18/2015	DLC
1,2-Dichlorobenzene	EPA-8260	U	UG/L	2.0	09/18/2015	DLC



CERTIFICATE OF ANALYSIS

CLIENT: Terracon
21905 - 64th Ave W, Suite 100
Mountlake Terrace, WA 98043

DATE: 10/13/2015
ALS SDG#: EV15090110
WDOE ACCREDITATION: C601

CLIENT CONTACT: Mike Noll
CLIENT PROJECT: 81157132

LABORATORY BLANK RESULTS

MB-091815W - Batch 97272 - Water by EPA-8260

Table with 7 columns: Compound Name, EPA Method, Result, Units, Concentration, Date, and Detection Limit. Rows include 1,2-Dibromo 3-Chloropropane, 1,2,4-Trichlorobenzene, Hexachlorobutadiene, Naphthalene, and 1,2,3-Trichlorobenzene.

U - Analyte analyzed for but not detected at level above reporting limit.



CERTIFICATE OF ANALYSIS

CLIENT:	Terracon 21905 - 64th Ave W, Suite 100 Mountlake Terrace, WA 98043	DATE:	10/13/2015
CLIENT CONTACT:	Mike Noll	ALS SDG#:	EV15090110
CLIENT PROJECT:	81157132	WDOE ACCREDITATION:	C601

LABORATORY CONTROL SAMPLE RESULTS

ALS Test Batch ID: 97200 - Air by EPA-8260

SPIKED COMPOUND	METHOD	%REC	RPD	QUAL	ANALYSIS DATE	ANALYSIS BY
1,1-Dichloroethene - BS	EPA-8260	95.6			09/17/2015	DLC
1,1-Dichloroethene - BSD	EPA-8260	92.0	4		09/17/2015	DLC
Benzene - BS	EPA-8260	99.1			09/17/2015	DLC
Benzene - BSD	EPA-8260	94.5	5		09/17/2015	DLC
Trichloroethene - BS	EPA-8260	95.8			09/17/2015	DLC
Trichloroethene - BSD	EPA-8260	90.6	5		09/17/2015	DLC
Toluene - BS	EPA-8260	92.1			09/17/2015	DLC
Toluene - BSD	EPA-8260	88.2	4		09/17/2015	DLC
Chlorobenzene - BS	EPA-8260	94.6			09/17/2015	DLC
Chlorobenzene - BSD	EPA-8260	89.4	6		09/17/2015	DLC

ALS Test Batch ID: 97402 - Soil by EPA-8260

SPIKED COMPOUND	METHOD	%REC	RPD	QUAL	ANALYSIS DATE	ANALYSIS BY
1,1-Dichloroethene - BS	EPA-8260	112			09/23/2015	DLC
1,1-Dichloroethene - BSD	EPA-8260	108	3		09/23/2015	DLC
Benzene - BS	EPA-8260	110			09/23/2015	DLC
Benzene - BSD	EPA-8260	110	1		09/23/2015	DLC
Trichloroethene - BS	EPA-8260	108			09/23/2015	DLC
Trichloroethene - BSD	EPA-8260	108	1		09/23/2015	DLC
Toluene - BS	EPA-8260	104			09/23/2015	DLC
Toluene - BSD	EPA-8260	103	1		09/23/2015	DLC
Chlorobenzene - BS	EPA-8260	96.9			09/23/2015	DLC
Chlorobenzene - BSD	EPA-8260	98.1	1		09/23/2015	DLC

ALS Test Batch ID: 97272 - Water by EPA-8260

SPIKED COMPOUND	METHOD	%REC	RPD	QUAL	ANALYSIS DATE	ANALYSIS BY
1,1-Dichloroethene - BS	EPA-8260	116			09/18/2015	DLC
1,1-Dichloroethene - BSD	EPA-8260	113	3		09/19/2015	DLC
Benzene - BS	EPA-8260	108			09/18/2015	DLC
Benzene - BSD	EPA-8260	104	3		09/19/2015	DLC
Trichloroethene - BS	EPA-8260	108			09/18/2015	DLC
Trichloroethene - BSD	EPA-8260	105	3		09/19/2015	DLC
Toluene - BS	EPA-8260	110			09/18/2015	DLC
Toluene - BSD	EPA-8260	106	4		09/19/2015	DLC
Chlorobenzene - BS	EPA-8260	110			09/18/2015	DLC
Chlorobenzene - BSD	EPA-8260	107	3		09/19/2015	DLC

CERTIFICATE OF ANALYSIS

APPROVED BY



Laboratory Director



October 22, 2015

Mr. Mike Noll
Terracon
21905 - 64th Ave W, Suite 100
Mountlake Terrace, WA 98043

Dear Mr. Noll,

On October 21st, 1 sample was received by our laboratory and assigned our laboratory project number EV15100125. The project was identified as your 81157132. The sample identification and requested analyses are outlined on the attached chain of custody record.

No abnormalities or nonconformances were observed during the analyses of the project samples.

Please do not hesitate to call me if you have any questions or if I can be of further assistance.

Sincerely,

ALS Laboratory Group

Rick Bagan
Laboratory Director



CERTIFICATE OF ANALYSIS

CLIENT:	Terracon 21905 - 64th Ave W, Suite 100 Mountlake Terrace, WA 98043	DATE:	10/22/2015
CLIENT CONTACT:	Mike Noll	ALS JOB#:	EV15100125
CLIENT PROJECT:	81157132	ALS SAMPLE#:	EV15100125-01
CLIENT SAMPLE ID	Water Drum	DATE RECEIVED:	10/21/2015
		COLLECTION DATE:	10/21/2015 3:35:00 PM
		WDOE ACCREDITATION:	C601

SAMPLE DATA RESULTS

ANALYTE	METHOD	RESULTS	REPORTING LIMITS	DILUTION FACTOR	UNITS	ANALYSIS DATE	ANALYSIS BY
Dichlorodifluoromethane	EPA-8260	ND	10	5	UG/L	10/22/2015	DLC
Chloromethane	EPA-8260	ND	10	5	UG/L	10/22/2015	DLC
Vinyl Chloride	EPA-8260	ND	1.0	5	UG/L	10/22/2015	DLC
Bromomethane	EPA-8260	ND	10	5	UG/L	10/22/2015	DLC
Chloroethane	EPA-8260	ND	10	5	UG/L	10/22/2015	DLC
Carbon Tetrachloride	EPA-8260	ND	10	5	UG/L	10/22/2015	DLC
Trichlorofluoromethane	EPA-8260	ND	10	5	UG/L	10/22/2015	DLC
Carbon Disulfide	EPA-8260	ND	10	5	UG/L	10/22/2015	DLC
Acetone	EPA-8260	ND	120	5	UG/L	10/22/2015	DLC
1,1-Dichloroethene	EPA-8260	ND	10	5	UG/L	10/22/2015	DLC
Methylene Chloride	EPA-8260	ND	25	5	UG/L	10/22/2015	DLC
Acrylonitrile	EPA-8260	ND	50	5	UG/L	10/22/2015	DLC
Methyl T-Butyl Ether	EPA-8260	ND	10	5	UG/L	10/22/2015	DLC
Trans-1,2-Dichloroethene	EPA-8260	ND	10	5	UG/L	10/22/2015	DLC
1,1-Dichloroethane	EPA-8260	ND	10	5	UG/L	10/22/2015	DLC
2-Butanone	EPA-8260	ND	50	5	UG/L	10/22/2015	DLC
Cis-1,2-Dichloroethene	EPA-8260	ND	10	5	UG/L	10/22/2015	DLC
2,2-Dichloropropane	EPA-8260	ND	10	5	UG/L	10/22/2015	DLC
Bromochloromethane	EPA-8260	ND	10	5	UG/L	10/22/2015	DLC
Chloroform	EPA-8260	ND	10	5	UG/L	10/22/2015	DLC
1,1,1-Trichloroethane	EPA-8260	ND	10	5	UG/L	10/22/2015	DLC
1,1-Dichloropropene	EPA-8260	ND	10	5	UG/L	10/22/2015	DLC
1,2-Dichloroethane	EPA-8260	ND	10	5	UG/L	10/22/2015	DLC
Benzene	EPA-8260	ND	10	5	UG/L	10/22/2015	DLC
Trichloroethene	EPA-8260	ND	10	5	UG/L	10/22/2015	DLC
1,2-Dichloropropane	EPA-8260	ND	10	5	UG/L	10/22/2015	DLC
Dibromomethane	EPA-8260	ND	10	5	UG/L	10/22/2015	DLC
Bromodichloromethane	EPA-8260	ND	10	5	UG/L	10/22/2015	DLC
Trans-1,3-Dichloropropene	EPA-8260	ND	10	5	UG/L	10/22/2015	DLC
4-Methyl-2-Pentanone	EPA-8260	ND	50	5	UG/L	10/22/2015	DLC
Toluene	EPA-8260	ND	10	5	UG/L	10/22/2015	DLC
Cis-1,3-Dichloropropene	EPA-8260	ND	10	5	UG/L	10/22/2015	DLC
1,1,2-Trichloroethane	EPA-8260	ND	10	5	UG/L	10/22/2015	DLC
2-Hexanone	EPA-8260	ND	50	5	UG/L	10/22/2015	DLC
1,3-Dichloropropane	EPA-8260	ND	10	5	UG/L	10/22/2015	DLC
Tetrachloroethylene	EPA-8260	ND	10	5	UG/L	10/22/2015	DLC
Dibromochloromethane	EPA-8260	ND	10	5	UG/L	10/22/2015	DLC
1,2-Dibromoethane	EPA-8260	ND	0.050	5	UG/L	10/22/2015	DLC



CERTIFICATE OF ANALYSIS

CLIENT:	Terracon 21905 - 64th Ave W, Suite 100 Mountlake Terrace, WA 98043	DATE:	10/22/2015
CLIENT CONTACT:	Mike Noll	ALS JOB#:	EV15100125
CLIENT PROJECT:	81157132	ALS SAMPLE#:	EV15100125-01
CLIENT SAMPLE ID	Water Drum	DATE RECEIVED:	10/21/2015
		COLLECTION DATE:	10/21/2015 3:35:00 PM
		WDOE ACCREDITATION:	C601

SAMPLE DATA RESULTS

ANALYTE	METHOD	RESULTS	REPORTING LIMITS	DILUTION FACTOR	UNITS	ANALYSIS DATE	ANALYSIS BY
Chlorobenzene	EPA-8260	ND	10	5	UG/L	10/22/2015	DLC
1,1,1,2-Tetrachloroethane	EPA-8260	ND	10	5	UG/L	10/22/2015	DLC
Ethylbenzene	EPA-8260	ND	10	5	UG/L	10/22/2015	DLC
m,p-Xylene	EPA-8260	ND	20	5	UG/L	10/22/2015	DLC
Styrene	EPA-8260	ND	10	5	UG/L	10/22/2015	DLC
o-Xylene	EPA-8260	ND	10	5	UG/L	10/22/2015	DLC
Bromoform	EPA-8260	ND	10	5	UG/L	10/22/2015	DLC
Isopropylbenzene	EPA-8260	ND	10	5	UG/L	10/22/2015	DLC
1,1,2,2-Tetrachloroethane	EPA-8260	ND	10	5	UG/L	10/22/2015	DLC
1,2,3-Trichloropropane	EPA-8260	ND	10	5	UG/L	10/22/2015	DLC
Bromobenzene	EPA-8260	ND	10	5	UG/L	10/22/2015	DLC
N-Propyl Benzene	EPA-8260	ND	10	5	UG/L	10/22/2015	DLC
2-Chlorotoluene	EPA-8260	ND	10	5	UG/L	10/22/2015	DLC
1,3,5-Trimethylbenzene	EPA-8260	ND	10	5	UG/L	10/22/2015	DLC
4-Chlorotoluene	EPA-8260	ND	10	5	UG/L	10/22/2015	DLC
T-Butyl Benzene	EPA-8260	ND	10	5	UG/L	10/22/2015	DLC
1,2,4-Trimethylbenzene	EPA-8260	ND	10	5	UG/L	10/22/2015	DLC
S-Butyl Benzene	EPA-8260	ND	10	5	UG/L	10/22/2015	DLC
P-Isopropyltoluene	EPA-8260	ND	10	5	UG/L	10/22/2015	DLC
1,3-Dichlorobenzene	EPA-8260	ND	10	5	UG/L	10/22/2015	DLC
1,4-Dichlorobenzene	EPA-8260	ND	10	5	UG/L	10/22/2015	DLC
N-Butylbenzene	EPA-8260	ND	10	5	UG/L	10/22/2015	DLC
1,2-Dichlorobenzene	EPA-8260	ND	10	5	UG/L	10/22/2015	DLC
1,2-Dibromo 3-Chloropropane	EPA-8260	ND	50	5	UG/L	10/22/2015	DLC
1,2,4-Trichlorobenzene	EPA-8260	ND	10	5	UG/L	10/22/2015	DLC
Hexachlorobutadiene	EPA-8260	ND	10	5	UG/L	10/22/2015	DLC
Naphthalene	EPA-8260	ND	10	5	UG/L	10/22/2015	DLC
1,2,3-Trichlorobenzene	EPA-8260	ND	10	5	UG/L	10/22/2015	DLC

SURROGATE	METHOD	%REC	ANALYSIS DATE	ANALYSIS BY
1,2-Dichloroethane-d4 5X Dilution	EPA-8260	111	10/22/2015	DLC
Toluene-d8 5X Dilution	EPA-8260	94.9	10/22/2015	DLC
4-Bromofluorobenzene 5X Dilution	EPA-8260	103	10/22/2015	DLC

U - Analyte analyzed for but not detected at level above reporting limit.



CERTIFICATE OF ANALYSIS

CLIENT: Terracon
 21905 - 64th Ave W, Suite 100
 Mountlake Terrace, WA 98043

CLIENT CONTACT: Mike Noll
 CLIENT PROJECT: 81157132

DATE: 10/22/2015
 ALS SDG#: EV15100125
 WDOE ACCREDITATION: C601

LABORATORY BLANK RESULTS

MB-101615W - Batch 98210 - Water by EPA-8260

ANALYTE	METHOD	RESULTS	QUAL	UNITS	REPORTING	ANALYSIS	ANALYSIS
					LIMITS	DATE	BY
Dichlorodifluoromethane	EPA-8260	U		UG/L	2.0	10/16/2015	DLC
Chloromethane	EPA-8260	U		UG/L	2.0	10/16/2015	DLC
Vinyl Chloride	EPA-8260	UT		UG/L	0.20	10/16/2015	DLC
Bromomethane	EPA-8260	U		UG/L	2.0	10/16/2015	DLC
Chloroethane	EPA-8260	U		UG/L	2.0	10/16/2015	DLC
Carbon Tetrachloride	EPA-8260	U		UG/L	2.0	10/16/2015	DLC
Trichlorofluoromethane	EPA-8260	U		UG/L	2.0	10/16/2015	DLC
Carbon Disulfide	EPA-8260	U		UG/L	2.0	10/16/2015	DLC
Acetone	EPA-8260	U		UG/L	25	10/16/2015	DLC
1,1-Dichloroethene	EPA-8260	U		UG/L	2.0	10/16/2015	DLC
Methylene Chloride	EPA-8260	U		UG/L	5.0	10/16/2015	DLC
Acrylonitrile	EPA-8260	U		UG/L	10	10/16/2015	DLC
Methyl T-Butyl Ether	EPA-8260	U		UG/L	2.0	10/16/2015	DLC
Trans-1,2-Dichloroethene	EPA-8260	U		UG/L	2.0	10/16/2015	DLC
1,1-Dichloroethane	EPA-8260	U		UG/L	2.0	10/16/2015	DLC
2-Butanone	EPA-8260	U		UG/L	10	10/16/2015	DLC
Cis-1,2-Dichloroethene	EPA-8260	U		UG/L	2.0	10/16/2015	DLC
2,2-Dichloropropane	EPA-8260	U		UG/L	2.0	10/16/2015	DLC
Bromochloromethane	EPA-8260	U		UG/L	2.0	10/16/2015	DLC
Chloroform	EPA-8260	U		UG/L	2.0	10/16/2015	DLC
1,1,1-Trichloroethane	EPA-8260	U		UG/L	2.0	10/16/2015	DLC
1,1-Dichloropropene	EPA-8260	U		UG/L	2.0	10/16/2015	DLC
1,2-Dichloroethane	EPA-8260	U		UG/L	2.0	10/16/2015	DLC
Benzene	EPA-8260	U		UG/L	2.0	10/16/2015	DLC
Trichloroethene	EPA-8260	U		UG/L	2.0	10/16/2015	DLC
1,2-Dichloropropane	EPA-8260	U		UG/L	2.0	10/16/2015	DLC
Dibromomethane	EPA-8260	U		UG/L	2.0	10/16/2015	DLC
Bromodichloromethane	EPA-8260	U		UG/L	2.0	10/16/2015	DLC
Trans-1,3-Dichloropropene	EPA-8260	U		UG/L	2.0	10/16/2015	DLC
4-Methyl-2-Pentanone	EPA-8260	U		UG/L	10	10/16/2015	DLC
Toluene	EPA-8260	U		UG/L	2.0	10/16/2015	DLC
Cis-1,3-Dichloropropene	EPA-8260	U		UG/L	2.0	10/16/2015	DLC
1,1,2-Trichloroethane	EPA-8260	U		UG/L	2.0	10/16/2015	DLC
2-Hexanone	EPA-8260	U		UG/L	10	10/16/2015	DLC
1,3-Dichloropropane	EPA-8260	U		UG/L	2.0	10/16/2015	DLC
Tetrachloroethylene	EPA-8260	U		UG/L	2.0	10/16/2015	DLC
Dibromochloromethane	EPA-8260	U		UG/L	2.0	10/16/2015	DLC
1,2-Dibromoethane	EPA-8260	U		UG/L	0.010	10/16/2015	DLC
Chlorobenzene	EPA-8260	U		UG/L	2.0	10/16/2015	DLC



CERTIFICATE OF ANALYSIS

CLIENT: Terracon
 21905 - 64th Ave W, Suite 100
 Mountlake Terrace, WA 98043

CLIENT CONTACT: Mike Noll
 CLIENT PROJECT: 81157132

DATE: 10/22/2015
 ALS SDG#: EV15100125
 WDOE ACCREDITATION: C601

LABORATORY BLANK RESULTS

MB-101615W - Batch 98210 - Water by EPA-8260

1,1,1,2-Tetrachloroethane	EPA-8260	U	UG/L	2.0	10/16/2015	DLC
Ethylbenzene	EPA-8260	U	UG/L	2.0	10/16/2015	DLC
m,p-Xylene	EPA-8260	U	UG/L	4.0	10/16/2015	DLC
Styrene	EPA-8260	U	UG/L	2.0	10/16/2015	DLC
o-Xylene	EPA-8260	U	UG/L	2.0	10/16/2015	DLC
Bromoform	EPA-8260	U	UG/L	2.0	10/16/2015	DLC
Isopropylbenzene	EPA-8260	U	UG/L	2.0	10/16/2015	DLC
1,1,2,2-Tetrachloroethane	EPA-8260	U	UG/L	2.0	10/16/2015	DLC
1,2,3-Trichloropropane	EPA-8260	U	UG/L	2.0	10/16/2015	DLC
Bromobenzene	EPA-8260	U	UG/L	2.0	10/16/2015	DLC
N-Propyl Benzene	EPA-8260	U	UG/L	2.0	10/16/2015	DLC
2-Chlorotoluene	EPA-8260	U	UG/L	2.0	10/16/2015	DLC
1,3,5-Trimethylbenzene	EPA-8260	U	UG/L	2.0	10/16/2015	DLC
4-Chlorotoluene	EPA-8260	U	UG/L	2.0	10/16/2015	DLC
T-Butyl Benzene	EPA-8260	U	UG/L	2.0	10/16/2015	DLC
1,2,4-Trimethylbenzene	EPA-8260	U	UG/L	2.0	10/16/2015	DLC
S-Butyl Benzene	EPA-8260	U	UG/L	2.0	10/16/2015	DLC
P-Isopropyltoluene	EPA-8260	U	UG/L	2.0	10/16/2015	DLC
1,3-Dichlorobenzene	EPA-8260	U	UG/L	2.0	10/16/2015	DLC
1,4-Dichlorobenzene	EPA-8260	U	UG/L	2.0	10/16/2015	DLC
N-Butylbenzene	EPA-8260	U	UG/L	2.0	10/16/2015	DLC
1,2-Dichlorobenzene	EPA-8260	U	UG/L	2.0	10/16/2015	DLC
1,2-Dibromo 3-Chloropropane	EPA-8260	U	UG/L	10	10/16/2015	DLC
1,2,4-Trichlorobenzene	EPA-8260	U	UG/L	2.0	10/16/2015	DLC
Hexachlorobutadiene	EPA-8260	U	UG/L	2.0	10/16/2015	DLC
Naphthalene	EPA-8260	U	UG/L	2.0	10/16/2015	DLC
1,2,3-Trichlorobenzene	EPA-8260	U	UG/L	2.0	10/16/2015	DLC

UT - Analyte analyzed for but not detected at level above the MDL.

U - Analyte analyzed for but not detected at level above reporting limit.

CERTIFICATE OF ANALYSIS

CLIENT:	Terracon 21905 - 64th Ave W, Suite 100 Mountlake Terrace, WA 98043	DATE:	10/22/2015
		ALS SDG#:	EV15100125
		WDOE ACCREDITATION:	C601
CLIENT CONTACT:	Mike Noll		
CLIENT PROJECT:	81157132		

LABORATORY CONTROL SAMPLE RESULTS

ALS Test Batch ID: 98210 - Water by EPA-8260

SPIKED COMPOUND	METHOD	%REC	RPD	QUAL	ANALYSIS DATE	ANALYSIS BY
1,1-Dichloroethene - BS	EPA-8260	108			10/16/2015	DLC
1,1-Dichloroethene - BSD	EPA-8260	103	5		10/16/2015	DLC
Benzene - BS	EPA-8260	110			10/16/2015	DLC
Benzene - BSD	EPA-8260	104	5		10/16/2015	DLC
Trichloroethene - BS	EPA-8260	115			10/16/2015	DLC
Trichloroethene - BSD	EPA-8260	107	7		10/16/2015	DLC
Toluene - BS	EPA-8260	96.1			10/16/2015	DLC
Toluene - BSD	EPA-8260	91.7	5		10/16/2015	DLC
Chlorobenzene - BS	EPA-8260	88.3			10/16/2015	DLC
Chlorobenzene - BSD	EPA-8260	82.8	6		10/16/2015	DLC

APPROVED BY



Laboratory Director



October 22, 2015

Mr. Mike Noll
Terracon
21905 - 64th Ave W, Suite 100
Mountlake Terrace, WA 98043

Dear Mr. Noll,

On October 21st, 1 sample was received by our laboratory and assigned our laboratory project number EV15100126. The project was identified as your 81157132. The sample identification and requested analyses are outlined on the attached chain of custody record.

No abnormalities or nonconformances were observed during the analyses of the project samples.

Please do not hesitate to call me if you have any questions or if I can be of further assistance.

Sincerely,

ALS Laboratory Group

Rick Bagan
Laboratory Director



CERTIFICATE OF ANALYSIS

CLIENT:	Terracon 21905 - 64th Ave W, Suite 100 Mountlake Terrace, WA 98043	DATE:	10/22/2015
		ALS JOB#:	EV15100126
CLIENT CONTACT:	Mike Noll	ALS SAMPLE#:	EV15100126-01
CLIENT PROJECT:	81157132	DATE RECEIVED:	10/21/2015
CLIENT SAMPLE ID	Soil Drum	COLLECTION DATE:	10/21/2015 3:30:00 PM
		WDOE ACCREDITATION:	C601

SAMPLE DATA RESULTS

ANALYTE	METHOD	RESULTS	REPORTING LIMITS	DILUTION FACTOR	UNITS	ANALYSIS DATE	ANALYSIS BY
Dichlorodifluoromethane	EPA-8260	ND	0.010	1	MG/KG	10/22/2015	DLC
Chloromethane	EPA-8260	ND	0.010	1	MG/KG	10/22/2015	DLC
Vinyl Chloride	EPA-8260	ND	0.010	1	MG/KG	10/22/2015	DLC
Bromomethane	EPA-8260	ND	0.010	1	MG/KG	10/22/2015	DLC
Chloroethane	EPA-8260	ND	0.010	1	MG/KG	10/22/2015	DLC
Carbon Tetrachloride	EPA-8260	ND	0.010	1	MG/KG	10/22/2015	DLC
Trichlorofluoromethane	EPA-8260	ND	0.010	1	MG/KG	10/22/2015	DLC
Carbon Disulfide	EPA-8260	ND	0.010	1	MG/KG	10/22/2015	DLC
Acetone	EPA-8260	ND	0.050	1	MG/KG	10/22/2015	DLC
1,1-Dichloroethene	EPA-8260	ND	0.010	1	MG/KG	10/22/2015	DLC
Methylene Chloride	EPA-8260	ND	0.020	1	MG/KG	10/22/2015	DLC
Acrylonitrile	EPA-8260	ND	0.050	1	MG/KG	10/22/2015	DLC
Methyl T-Butyl Ether	EPA-8260	ND	0.010	1	MG/KG	10/22/2015	DLC
Trans-1,2-Dichloroethene	EPA-8260	ND	0.010	1	MG/KG	10/22/2015	DLC
1,1-Dichloroethane	EPA-8260	ND	0.010	1	MG/KG	10/22/2015	DLC
2-Butanone	EPA-8260	ND	0.050	1	MG/KG	10/22/2015	DLC
Cis-1,2-Dichloroethene	EPA-8260	0.017	0.010	1	MG/KG	10/22/2015	DLC
2,2-Dichloropropane	EPA-8260	ND	0.010	1	MG/KG	10/22/2015	DLC
Bromochloromethane	EPA-8260	ND	0.010	1	MG/KG	10/22/2015	DLC
Chloroform	EPA-8260	ND	0.010	1	MG/KG	10/22/2015	DLC
1,1,1-Trichloroethane	EPA-8260	ND	0.010	1	MG/KG	10/22/2015	DLC
1,1-Dichloropropene	EPA-8260	ND	0.010	1	MG/KG	10/22/2015	DLC
1,2-Dichloroethane	EPA-8260	ND	0.010	1	MG/KG	10/22/2015	DLC
Benzene	EPA-8260	ND	0.0050	1	MG/KG	10/22/2015	DLC
Trichloroethene	EPA-8260	ND	0.010	1	MG/KG	10/22/2015	DLC
1,2-Dichloropropane	EPA-8260	ND	0.010	1	MG/KG	10/22/2015	DLC
Dibromomethane	EPA-8260	ND	0.010	1	MG/KG	10/22/2015	DLC
Bromodichloromethane	EPA-8260	ND	0.010	1	MG/KG	10/22/2015	DLC
Trans-1,3-Dichloropropene	EPA-8260	ND	0.010	1	MG/KG	10/22/2015	DLC
4-Methyl-2-Pentanone	EPA-8260	ND	0.050	1	MG/KG	10/22/2015	DLC
Toluene	EPA-8260	ND	0.010	1	MG/KG	10/22/2015	DLC
Cis-1,3-Dichloropropene	EPA-8260	ND	0.010	1	MG/KG	10/22/2015	DLC
1,1,2-Trichloroethane	EPA-8260	ND	0.010	1	MG/KG	10/22/2015	DLC
2-Hexanone	EPA-8260	ND	0.050	1	MG/KG	10/22/2015	DLC
1,3-Dichloropropane	EPA-8260	ND	0.010	1	MG/KG	10/22/2015	DLC
Tetrachloroethylene	EPA-8260	0.46	0.010	1	MG/KG	10/22/2015	DLC
Dibromochloromethane	EPA-8260	ND	0.010	1	MG/KG	10/22/2015	DLC
1,2-Dibromoethane	EPA-8260	ND	0.0050	1	MG/KG	10/22/2015	DLC



CERTIFICATE OF ANALYSIS

CLIENT:	Terracon 21905 - 64th Ave W, Suite 100 Mountlake Terrace, WA 98043	DATE:	10/22/2015
CLIENT CONTACT:	Mike Noll	ALS JOB#:	EV15100126
CLIENT PROJECT:	81157132	ALS SAMPLE#:	EV15100126-01
CLIENT SAMPLE ID	Soil Drum	DATE RECEIVED:	10/21/2015
		COLLECTION DATE:	10/21/2015 3:30:00 PM
		WDOE ACCREDITATION:	C601

SAMPLE DATA RESULTS

ANALYTE	METHOD	RESULTS	REPORTING LIMITS	DILUTION FACTOR	UNITS	ANALYSIS DATE	ANALYSIS BY
Chlorobenzene	EPA-8260	ND	0.010	1	MG/KG	10/22/2015	DLC
1,1,1,2-Tetrachloroethane	EPA-8260	ND	0.010	1	MG/KG	10/22/2015	DLC
Ethylbenzene	EPA-8260	ND	0.010	1	MG/KG	10/22/2015	DLC
m,p-Xylene	EPA-8260	ND	0.020	1	MG/KG	10/22/2015	DLC
Styrene	EPA-8260	ND	0.010	1	MG/KG	10/22/2015	DLC
o-Xylene	EPA-8260	ND	0.010	1	MG/KG	10/22/2015	DLC
Bromoform	EPA-8260	ND	0.010	1	MG/KG	10/22/2015	DLC
Isopropylbenzene	EPA-8260	ND	0.010	1	MG/KG	10/22/2015	DLC
1,1,2,2-Tetrachloroethane	EPA-8260	ND	0.010	1	MG/KG	10/22/2015	DLC
1,2,3-Trichloropropane	EPA-8260	ND	0.010	1	MG/KG	10/22/2015	DLC
Bromobenzene	EPA-8260	ND	0.010	1	MG/KG	10/22/2015	DLC
N-Propyl Benzene	EPA-8260	ND	0.010	1	MG/KG	10/22/2015	DLC
2-Chlorotoluene	EPA-8260	ND	0.010	1	MG/KG	10/22/2015	DLC
1,3,5-Trimethylbenzene	EPA-8260	ND	0.010	1	MG/KG	10/22/2015	DLC
4-Chlorotoluene	EPA-8260	ND	0.010	1	MG/KG	10/22/2015	DLC
T-Butyl Benzene	EPA-8260	ND	0.010	1	MG/KG	10/22/2015	DLC
1,2,4-Trimethylbenzene	EPA-8260	ND	0.010	1	MG/KG	10/22/2015	DLC
S-Butyl Benzene	EPA-8260	ND	0.010	1	MG/KG	10/22/2015	DLC
P-Isopropyltoluene	EPA-8260	ND	0.010	1	MG/KG	10/22/2015	DLC
1,3-Dichlorobenzene	EPA-8260	ND	0.010	1	MG/KG	10/22/2015	DLC
1,4-Dichlorobenzene	EPA-8260	ND	0.010	1	MG/KG	10/22/2015	DLC
N-Butylbenzene	EPA-8260	ND	0.010	1	MG/KG	10/22/2015	DLC
1,2-Dichlorobenzene	EPA-8260	ND	0.010	1	MG/KG	10/22/2015	DLC
1,2-Dibromo 3-Chloropropane	EPA-8260	ND	0.050	1	MG/KG	10/22/2015	DLC
1,2,4-Trichlorobenzene	EPA-8260	ND	0.010	1	MG/KG	10/22/2015	DLC
Hexachlorobutadiene	EPA-8260	ND	0.010	1	MG/KG	10/22/2015	DLC
Naphthalene	EPA-8260	ND	0.010	1	MG/KG	10/22/2015	DLC
1,2,3-Trichlorobenzene	EPA-8260	ND	0.010	1	MG/KG	10/22/2015	DLC

SURROGATE	METHOD	%REC	ANALYSIS DATE	ANALYSIS BY
1,2-Dichloroethane-d4	EPA-8260	107	10/22/2015	DLC
1,2-Dichloroethane-d4	EPA-8260	124	10/22/2015	DLC
Toluene-d8	EPA-8260	102	10/22/2015	DLC
Toluene-d8	EPA-8260	106	10/22/2015	DLC
4-Bromofluorobenzene	EPA-8260	100	10/22/2015	DLC
4-Bromofluorobenzene	EPA-8260	107	10/22/2015	DLC

U - Analyte analyzed for but not detected at level above reporting limit.



CERTIFICATE OF ANALYSIS

CLIENT: Terracon
 21905 - 64th Ave W, Suite 100
 Mountlake Terrace, WA 98043

CLIENT CONTACT: Mike Noll
 CLIENT PROJECT: 81157132

DATE: 10/22/2015
 ALS SDG#: EV15100126
 WDOE ACCREDITATION: C601

LABORATORY BLANK RESULTS

MB-101515S - Batch 98219 - Soil by EPA-8260

ANALYTE	METHOD	RESULTS	QUAL	UNITS	REPORTING	ANALYSIS	ANALYSIS
					LIMITS	DATE	BY
Dichlorodifluoromethane	EPA-8260	U		MG/KG	0.010	10/15/2015	DLC
Chloromethane	EPA-8260	U		MG/KG	0.010	10/15/2015	DLC
Vinyl Chloride	EPA-8260	U		MG/KG	0.010	10/15/2015	DLC
Bromomethane	EPA-8260	U		MG/KG	0.010	10/15/2015	DLC
Chloroethane	EPA-8260	U		MG/KG	0.010	10/15/2015	DLC
Carbon Tetrachloride	EPA-8260	U		MG/KG	0.010	10/15/2015	DLC
Trichlorofluoromethane	EPA-8260	U		MG/KG	0.010	10/15/2015	DLC
Carbon Disulfide	EPA-8260	U		MG/KG	0.010	10/15/2015	DLC
Acetone	EPA-8260	U		MG/KG	0.050	10/15/2015	DLC
1,1-Dichloroethene	EPA-8260	U		MG/KG	0.010	10/15/2015	DLC
Methylene Chloride	EPA-8260	U		MG/KG	0.020	10/15/2015	DLC
Acrylonitrile	EPA-8260	U		MG/KG	0.050	10/15/2015	DLC
Methyl T-Butyl Ether	EPA-8260	U		MG/KG	0.010	10/15/2015	DLC
Trans-1,2-Dichloroethene	EPA-8260	U		MG/KG	0.010	10/15/2015	DLC
1,1-Dichloroethane	EPA-8260	U		MG/KG	0.010	10/15/2015	DLC
2-Butanone	EPA-8260	U		MG/KG	0.050	10/15/2015	DLC
Cis-1,2-Dichloroethene	EPA-8260	U		MG/KG	0.010	10/15/2015	DLC
2,2-Dichloropropane	EPA-8260	U		MG/KG	0.010	10/15/2015	DLC
Bromochloromethane	EPA-8260	U		MG/KG	0.010	10/15/2015	DLC
Chloroform	EPA-8260	U		MG/KG	0.010	10/15/2015	DLC
1,1,1-Trichloroethane	EPA-8260	U		MG/KG	0.010	10/15/2015	DLC
1,1-Dichloropropene	EPA-8260	U		MG/KG	0.010	10/15/2015	DLC
1,2-Dichloroethane	EPA-8260	U		MG/KG	0.010	10/15/2015	DLC
Benzene	EPA-8260	U		MG/KG	0.0050	10/15/2015	DLC
Trichloroethene	EPA-8260	U		MG/KG	0.010	10/15/2015	DLC
1,2-Dichloropropane	EPA-8260	U		MG/KG	0.010	10/15/2015	DLC
Dibromomethane	EPA-8260	U		MG/KG	0.010	10/15/2015	DLC
Bromodichloromethane	EPA-8260	U		MG/KG	0.010	10/15/2015	DLC
Trans-1,3-Dichloropropene	EPA-8260	U		MG/KG	0.010	10/15/2015	DLC
4-Methyl-2-Pentanone	EPA-8260	U		MG/KG	0.050	10/15/2015	DLC
Toluene	EPA-8260	U		MG/KG	0.010	10/15/2015	DLC
Cis-1,3-Dichloropropene	EPA-8260	U		MG/KG	0.010	10/15/2015	DLC
1,1,2-Trichloroethane	EPA-8260	U		MG/KG	0.010	10/15/2015	DLC
2-Hexanone	EPA-8260	U		MG/KG	0.050	10/15/2015	DLC
1,3-Dichloropropane	EPA-8260	U		MG/KG	0.010	10/15/2015	DLC
Tetrachloroethylene	EPA-8260	U		MG/KG	0.010	10/15/2015	DLC
Dibromochloromethane	EPA-8260	U		MG/KG	0.010	10/15/2015	DLC
1,2-Dibromoethane	EPA-8260	U		MG/KG	0.0050	10/15/2015	DLC
Chlorobenzene	EPA-8260	U		MG/KG	0.010	10/15/2015	DLC



CERTIFICATE OF ANALYSIS

CLIENT: Terracon
 21905 - 64th Ave W, Suite 100
 Mountlake Terrace, WA 98043

CLIENT CONTACT: Mike Noll
 CLIENT PROJECT: 81157132

DATE: 10/22/2015
 ALS SDG#: EV15100126
 WDOE ACCREDITATION: C601

LABORATORY BLANK RESULTS

MB-101515S - Batch 98219 - Soil by EPA-8260

1,1,1,2-Tetrachloroethane	EPA-8260	U	MG/KG	0.010	10/15/2015	DLC
Ethylbenzene	EPA-8260	U	MG/KG	0.010	10/15/2015	DLC
m,p-Xylene	EPA-8260	U	MG/KG	0.020	10/15/2015	DLC
Styrene	EPA-8260	U	MG/KG	0.010	10/15/2015	DLC
o-Xylene	EPA-8260	U	MG/KG	0.010	10/15/2015	DLC
Bromoform	EPA-8260	U	MG/KG	0.010	10/15/2015	DLC
Isopropylbenzene	EPA-8260	U	MG/KG	0.010	10/15/2015	DLC
1,1,2,2-Tetrachloroethane	EPA-8260	U	MG/KG	0.010	10/15/2015	DLC
1,2,3-Trichloropropane	EPA-8260	U	MG/KG	0.010	10/15/2015	DLC
Bromobenzene	EPA-8260	U	MG/KG	0.010	10/15/2015	DLC
N-Propyl Benzene	EPA-8260	U	MG/KG	0.010	10/15/2015	DLC
2-Chlorotoluene	EPA-8260	U	MG/KG	0.010	10/15/2015	DLC
1,3,5-Trimethylbenzene	EPA-8260	U	MG/KG	0.010	10/15/2015	DLC
4-Chlorotoluene	EPA-8260	U	MG/KG	0.010	10/15/2015	DLC
T-Butyl Benzene	EPA-8260	U	MG/KG	0.010	10/15/2015	DLC
1,2,4-Trimethylbenzene	EPA-8260	U	MG/KG	0.010	10/15/2015	DLC
S-Butyl Benzene	EPA-8260	U	MG/KG	0.010	10/15/2015	DLC
P-Isopropyltoluene	EPA-8260	U	MG/KG	0.010	10/15/2015	DLC
1,3-Dichlorobenzene	EPA-8260	U	MG/KG	0.010	10/15/2015	DLC
1,4-Dichlorobenzene	EPA-8260	U	MG/KG	0.010	10/15/2015	DLC
N-Butylbenzene	EPA-8260	U	MG/KG	0.010	10/15/2015	DLC
1,2-Dichlorobenzene	EPA-8260	U	MG/KG	0.010	10/15/2015	DLC
1,2-Dibromo 3-Chloropropane	EPA-8260	U	MG/KG	0.050	10/15/2015	DLC
1,2,4-Trichlorobenzene	EPA-8260	U	MG/KG	0.010	10/15/2015	DLC
Hexachlorobutadiene	EPA-8260	U	MG/KG	0.010	10/15/2015	DLC
Naphthalene	EPA-8260	U	MG/KG	0.010	10/15/2015	DLC
1,2,3-Trichlorobenzene	EPA-8260	U	MG/KG	0.010	10/15/2015	DLC

U - Analyte analyzed for but not detected at level above reporting limit.

CERTIFICATE OF ANALYSIS

CLIENT:	Terracon 21905 - 64th Ave W, Suite 100 Mountlake Terrace, WA 98043	DATE:	10/22/2015
		ALS SDG#:	EV15100126
		WDOE ACCREDITATION:	C601
CLIENT CONTACT:	Mike Noll		
CLIENT PROJECT:	81157132		

LABORATORY CONTROL SAMPLE RESULTS

ALS Test Batch ID: 98219 - Soil by EPA-8260

SPIKED COMPOUND	METHOD	%REC	RPD	QUAL	ANALYSIS DATE	ANALYSIS BY
1,1-Dichloroethene - BS	EPA-8260	96.6			10/15/2015	DLC
1,1-Dichloroethene - BSD	EPA-8260	99.9	3		10/15/2015	DLC
Benzene - BS	EPA-8260	113			10/15/2015	DLC
Benzene - BSD	EPA-8260	115	2		10/15/2015	DLC
Trichloroethene - BS	EPA-8260	116			10/15/2015	DLC
Trichloroethene - BSD	EPA-8260	120	3		10/15/2015	DLC
Toluene - BS	EPA-8260	112			10/15/2015	DLC
Toluene - BSD	EPA-8260	116	3		10/15/2015	DLC
Chlorobenzene - BS	EPA-8260	104			10/15/2015	DLC
Chlorobenzene - BSD	EPA-8260	99.3	5		10/15/2015	DLC

APPROVED BY



Laboratory Director



ALS Environmental
 8620 Holly Drive, Suite 100
 Everett, WA 98208
 Phone (425) 356-2600
 Fax (425) 356-2626
 http://www.alsglobal.com

Chain Of Custody/ Laboratory Analysis Request

ALS Job# (Laboratory Use Only)

EVIS100126

Date 10/21/15 Page 1 Of 1

PROJECT ID: <u>81157132</u>					ANALYSIS REQUESTED												OTHER (Specify)																
REPORT TO COMPANY: <u>Terracon</u>					NWTPH-HCID NWTPH-DX NWTPH-GX BTEX by EPA-8021 MTBE by EPA-8021 <input type="checkbox"/> EPA-8260 <input type="checkbox"/> Halogenated Volatiles by EPA 8260 Volatile Organic Compounds by EPA 8260 EDB / EDC by EPA 8260 SIM (water) EDB / EDC by EPA 8260 (soil) Semivolatile Organic Compounds by EPA 8270 Polycyclic Aromatic Hydrocarbons (PAH) by EPA-8270 SIM <input type="checkbox"/> PCB <input type="checkbox"/> Pesticides <input type="checkbox"/> by EPA 8081/8082 Metals-MTCA-5 <input type="checkbox"/> RCRA-8 <input type="checkbox"/> Pri Pol <input type="checkbox"/> TAL <input type="checkbox"/> Metals Other (Specify) TCLP-Metals <input type="checkbox"/> VOA <input type="checkbox"/> Semi-Vol <input type="checkbox"/> Pest <input type="checkbox"/> Herbs <input type="checkbox"/>																												
PROJECT MANAGER: <u>Mike Noll</u>																																	
ADDRESS: <u>21905 64th Ave. W. Ste. 200</u> <u>Mauntlake Terrace, WA 98043</u>																																	
PHONE: <u>425-771-3304</u> FAX:																																	
P.O. #: E-MAIL: <u>mdnell@terracon.com</u>																																	
INVOICE TO COMPANY:																																	
ATTENTION: <u>Same</u>																																	
ADDRESS:																																	
SAMPLE I.D.	DATE	TIME	TYPE	LAB#																													
1. <u>Soil Drum</u>	<u>10/21/15</u>	<u>15:30</u>	<u>Soil</u>	<u>1</u>																													
2.																																	
3.																																	
4.																																	
5.																																	
6.																																	
7.																																	
8.																																	
9.																																	
10.																																	

SPECIAL INSTRUCTIONS

SIGNATURES (Name, Company, Date, Time):

1. Relinquished By: [Signature] Terracon 10/21/15, 4:15 pm
 Received By: [Signature] ALS 10/21/15 4:15

2. Relinquished By: _____
 Received By: _____

TURNAROUND REQUESTED in Business Days*

Organic, Metals & Inorganic Analysis

Standard 10 5 3 2 1 SAME DAY

Fuels & Hydrocarbon Analysis

Standard 5 3 1 SAME DAY

OTHER:

Specify: _____

*Turnaround request less than standard may incur Rush Charges

**APPENDIX G – JOHNSON AND ETTINGER INDOOR AIR
CALCULATION SHEETS**

INDOOR AIR SIMULATION RESULTS



Screening-Level Johnson and Ettinger Model

Site Name: View Ridge VP-2
 Report Date: Thu Nov 5 14:12:06 PST 2015
 Report Generated From: http://www3.epa.gov/ceampubl/learn2model/part-two/onsite/JnE_lite_forward.htm
 Type of sample: SOIL GAS Concentration = 120000[$\mu\text{g}/\text{m}^3$]
 Depth of soil gas sample: 0.5m +/- 0.1m
 Average soil/ground water temperature: 52F

CHEMICAL PROPERTIES

Chemical of Concern: Tetrachloroethylene CAS Number: 127184
 Molecular Weight: 165.83 [g/mole] Henrys Constant: 0.3582579 [unitless]
 Diffusivity in Air: 7.200e-2 [cm^2/sec] Diffusivity in Water: 8.200e-6 [cm^2/sec]
 Unit Risk Factor: 0.000003 [$(\mu\text{g}/\text{m}^3)^{-1}$] Reference Concentration: 0 [mg/m^3]

SOIL PROPERTIES

Soil Type: Sandy Loam Total Porosity: 0.387
 Unsaturated Zone Moisture Content:
 low= 0.039 best estimate= 0.103 high= 0.17
 Capillary Zone Moisture Content: 0.32 Height of Capillary Rise: 0.25 [m]
 Soil-Gas Flow Rate into Building: 5 [L/min]

BUILDING PROPERTIES

Building Type: Slab-on-Grade Air Exchange Rate: 0.25[hr^{-1}]
 Building Mixing Height: 2.44[m] Building Footprint Area: 100[m^2]
 Subsurface Foundation Area: 106[m^2] Building Crack Ratio: 0.00038[unitless]
 Foundation Slab Thickness: 0.1[m]

EXPOSURE PARAMETERS

Exposure Duration: carcinogens 30 [years] non-carcinogens: 30 [years]
 Exposure Frequency: carcinogens 350 [days/year] non-carcinogens: 365 [days/year]
 Averaging Time: carcinogens 70 [years] non-carcinogens: 30 [years]

JOHNSON & ETTINGER SIMULATION RESULTS

Effective Diffusion Coefficient (D_{eff}): 0.007269[cm^2/s]
 Soil Gas to Indoor Air Attenuation Factor (α_{SG}) = 0.003192

¹Low Indoor Air Prediction: 227.9 [$\mu\text{g}/\text{m}^3$] or 33.62 [ppbv]
 Cancer Risk of this concentration: 2.810e-4 Hazard Risk of this concentration: 0.

Best Estimate Indoor Air Prediction: 383.0[$\mu\text{g}/\text{m}^3$] or 56.51 [ppbv]
 Cancer Risk of this concentration: 4.722e-4 Hazard Risk of this concentration: 0.

²High Indoor Air Prediction: 483.8[$\mu\text{g}/\text{m}^3$] or 71.38 [ppbv]
 Cancer Risk of this concentration: 5.964e-4 Hazard Risk of this concentration: 0.

Based on parameter analysis: Advection is the dominant mechanism across foundation.

¹"Low Prediction" concentrations produced with HIGHEST moisture content and DEEPEST depth to contamination.

²"High Prediction" concentrations produced with LOWEST moisture content and SHALLOWEST depth to contamination.

INDOOR AIR SIMULATION RESULTS



Screening-Level Johnson and Ettinger Model

Site Name: View Ridge VP-2
 Report Date: Thu Nov 5 14:12:56 PST 2015
 Report Generated From: http://www3.epa.gov/ceampubl/learn2model/part-two/onsite/JnE_lite_forward.htm
 Type of sample: SOIL GAS Concentration = 15000[$\mu\text{g}/\text{m}^3$]
 Depth of soil gas sample: 0.5m +/- 0.1m
 Average soil/ground water temperature: 52F

CHEMICAL PROPERTIES

Chemical of Concern: 1,1,2-Trichloroethane CAS Number: 79005
 Molecular Weight: 131.39 [g/mole] Henrys Constant: 0.2177621 [unitless]
 Diffusivity in Air: 7.900e-2 [cm²/sec] Diffusivity in Water: 9.100e-6 [cm²/sec]
 Unit Risk Factor: 0.00011 [($\mu\text{g}/\text{m}^3$)⁻¹] Reference Concentration: 0.04 [mg/m³]

SOIL PROPERTIES

Soil Type: Sandy Loam Total Porosity: 0.387
 Unsaturated Zone Moisture Content:
 low= 0.039 best estimate= 0.103 high= 0.17
 Capillary Zone Moisture Content: 0.32 Height of Capillary Rise: 0.25 [m]
 Soil-Gas Flow Rate into Building: 5 [L/min]

BUILDING PROPERTIES

Building Type: Slab-on-Grade Air Exchange Rate: 0.25[hr⁻¹]
 Building Mixing Height: 2.44[m] Building Footprint Area: 100[m²]
 Subsurface Foundation Area: 106[m²] Building Crack Ratio: 0.00038[unitless]
 Foundation Slab Thickness: 0.1[m]

EXPOSURE PARAMETERS

Exposure Duration: carcinogens 30 [years] non-carcinogens: 30 [years]
 Exposure Frequency: carcinogens 350 [days/year] non-carcinogens: 365 [days/year]
 Averaging Time: carcinogens 70 [years] non-carcinogens: 30 [years]

JOHNSON & ETTINGER SIMULATION RESULTS

Effective Diffusion Coefficient (D_{eff}): 0.007976[cm²/s]
 Soil Gas to Indoor Air Attenuation Factor (α_{SG}) = 0.003294

¹Low Indoor Air Prediction: 30.13 [$\mu\text{g}/\text{m}^3$] or 5.610 [ppbv]
 Cancer Risk of this concentration: 0.001362 Hazard Risk of this concentration: 0.7532

Best Estimate Indoor Air Prediction: 49.42[$\mu\text{g}/\text{m}^3$] or 9.202 [ppbv]
 Cancer Risk of this concentration: 0.002234 Hazard Risk of this concentration: 1.235

²High Indoor Air Prediction: 61.45[$\mu\text{g}/\text{m}^3$] or 11.44 [ppbv]
 Cancer Risk of this concentration: 0.002778 Hazard Risk of this concentration: 1.536

Based on parameter analysis: Advection is the dominant mechanism across foundation.

¹"Low Prediction" concentrations produced with HIGHEST moisture content and DEEPEST depth to contamination.

²"High Prediction" concentrations produced with LOWEST moisture content and SHALLOWEST depth to contamination.

INDOOR AIR SIMULATION RESULTS



Screening-Level Johnson and Ettinger Model

Site Name: View Ridge VP-2
 Report Date: Thu Nov 5 14:17:10 PST 2015
 Report Generated From: http://www3.epa.gov/ceampubl/learn2model/part-two/onsite/JnE_lite_forward.htm
 Type of sample: SOIL GAS Concentration = 530[$\mu\text{g}/\text{m}^3$]
 Depth of soil gas sample: 0.5m +/- 0.1m
 Average soil/ground water temperature: 52F

CHEMICAL PROPERTIES

Chemical of Concern: Vinyl chloride (chloroethene) CAS Number: 75014
 Molecular Weight: 62.5 [g/mole] Henrys Constant: 0.7653378 [unitless]
 Diffusivity in Air: 0.1060 [cm^2/sec] Diffusivity in Water: 1.230e-5 [cm^2/sec]
 Unit Risk Factor: 0.0000088 [$(\mu\text{g}/\text{m}^3)^{-1}$] Reference Concentration: 0.1 [mg/m^3]

SOIL PROPERTIES

Soil Type: Sandy Loam Total Porosity: 0.387
 Unsaturated Zone Moisture Content:
 low= 0.039 best estimate= 0.103 high= 0.17
 Capillary Zone Moisture Content: 0.32 Height of Capillary Rise: 0.25 [m]
 Soil-Gas Flow Rate into Building: 5 [L/min]

BUILDING PROPERTIES

Building Type: Slab-on-Grade Air Exchange Rate: 0.25[hr^{-1}]
 Building Mixing Height: 2.44[m] Building Footprint Area: 100[m^2]
 Subsurface Foundation Area: 106[m^2] Building Crack Ratio: 0.00038[unitless]
 Foundation Slab Thickness: 0.1[m]

EXPOSURE PARAMETERS

Exposure Duration: carcinogens 30 [years] non-carcinogens: 30 [years]
 Exposure Frequency: carcinogens 350 [days/year] non-carcinogens: 365 [days/year]
 Averaging Time: carcinogens 70 [years] non-carcinogens: 30 [years]

JOHNSON & ETTINGER SIMULATION RESULTS

Effective Diffusion Coefficient (D_{eff}): 0.0107[cm^2/s]
 Soil Gas to Indoor Air Attenuation Factor (α_{SG}) = 0.003597

¹Low Indoor Air Prediction: 1.253 [$\mu\text{g}/\text{m}^3$] or 0.4906 [ppbv]
 Cancer Risk of this concentration: 4.532e-6 Hazard Risk of this concentration:
 0.01253

Best Estimate Indoor Air Prediction: 1.906[$\mu\text{g}/\text{m}^3$] or 0.7462 [ppbv]
 Cancer Risk of this concentration: 6.894e-6 Hazard Risk of this concentration:
 0.01906

²High Indoor Air Prediction: 2.268[$\mu\text{g}/\text{m}^3$] or 0.8878 [ppbv]
 Cancer Risk of this concentration: 8.201e-6 Hazard Risk of this concentration:
 0.02268

Based on parameter analysis: Advection is the dominant mechanism across foundation.

¹"Low Prediction" concentrations produced with HIGHEST moisture content and DEEPEST depth to contamination.

INDOOR AIR SIMULATION RESULTS



Screening-Level Johnson and Ettinger Model

Site Name: View Ridge VP-2
 Report Date: Thu Nov 05 2015 14:27:10 GMT-0800 (Pacific Standard Time)
 Report Generated From: http://www3.epa.gov/ceampubl/learn2model/part-two/onsite/JnE_lite_forward.htm
 Type of sample: SOIL GAS Concentration = 460[$\mu\text{g}/\text{m}^3$]
 Depth of soil gas sample: 0.5m +/- 0.1m
 Average soil/ground water temperature: 52F

CHEMICAL PROPERTIES

Chemical of Concern: 1,1-Dichloroethylene CAS Number: 75354
 Molecular Weight: 96.94 [g/mole] Henrys Constant: 0.659292 [unitless]
 Diffusivity in Air: 9.000e-2 [cm^2/sec] Diffusivity in Water: 1.040e-5 [cm^2/sec]
 Unit Risk Factor: 0 [$(\mu\text{g}/\text{m}^3)^{-1}$] Reference Concentration: 0.2 [mg/m^3]

SOIL PROPERTIES

Soil Type: Sandy Loam Total Porosity: 0.387
 Unsaturated Zone Moisture Content:
 low= 0.039 best estimate= 0.103 high= 0.17
 Capillary Zone Moisture Content: 0.32 Height of Capillary Rise: 0.25 [m]
 Soil-Gas Flow Rate into Building: 5 [L/min]

BUILDING PROPERTIES

Building Type: Slab-on-Grade Air Exchange Rate: 0.25[hr^{-1}]
 Building Mixing Height: 2.44[m] Building Footprint Area: 100[m^2]
 Subsurface Foundation Area: 106[m^2] Building Crack Ratio: 0.00038[unitless]
 Foundation Slab Thickness: 0.1[m]

EXPOSURE PARAMETERS

Exposure Duration: carcinogens 30 [years] non-carcinogens: 30 [years]
 Exposure Frequency: carcinogens 350 [days/year] non-carcinogens: 365 [days/year]
 Averaging Time: carcinogens 70 [years] non-carcinogens: 30 [years]

JOHNSON & ETTINGER SIMULATION RESULTS

Effective Diffusion Coefficient (D_{eff}): 0.009086[cm^2/s]
 Soil Gas to Indoor Air Attenuation Factor (α_{SG}) = 0.003433

¹Low Indoor Air Prediction: 0.9958 [$\mu\text{g}/\text{m}^3$] or 0.2513 [ppbv]
 Cancer Risk of this concentration: 0. Hazard Risk of this concentration: 0.004979

Best Estimate Indoor Air Prediction: 1.579[$\mu\text{g}/\text{m}^3$] or 0.3985 [ppbv]
 Cancer Risk of this concentration: 0. Hazard Risk of this concentration: 0.007896

²High Indoor Air Prediction: 1.924[$\mu\text{g}/\text{m}^3$] or 0.4855 [ppbv]
 Cancer Risk of this concentration: 0. Hazard Risk of this concentration: 0.009619

Based on parameter analysis: Advection is the dominant mechanism across foundation.

¹"Low Prediction" concentrations produced with HIGHEST moisture content and DEEPEST depth to contamination.

²"High Prediction" concentrations produced with LOWEST moisture content and SHALLOWEST depth to contamination.

INDOOR AIR SIMULATION RESULTS



Screening-Level Johnson and Ettinger Model

Site Name: View Ridge VP-3
 Report Date: Thu Nov 5 14:09:21 PST 2015
 Report Generated From: http://www3.epa.gov/ceampubl/learn2model/part-two/onsite/JnE_lite_forward.htm
 Type of sample: SOIL GAS Concentration = 660000[$\mu\text{g}/\text{m}^3$]
 Depth of soil gas sample: 0.5m +/- 0.1m
 Average soil/ground water temperature: 52F

CHEMICAL PROPERTIES

Chemical of Concern: Tetrachloroethylene CAS Number: 127184
 Molecular Weight: 165.83 [g/mole] Henrys Constant: 0.3582579 [unitless]
 Diffusivity in Air: 7.200e-2 [cm^2/sec] Diffusivity in Water: 8.200e-6 [cm^2/sec]
 Unit Risk Factor: 0.000003 [$(\mu\text{g}/\text{m}^3)^{-1}$] Reference Concentration: 0 [mg/m^3]

SOIL PROPERTIES

Soil Type: Sandy Loam Total Porosity: 0.387
 Unsaturated Zone Moisture Content:
 low= 0.039 best estimate= 0.103 high= 0.17
 Capillary Zone Moisture Content: 0.32 Height of Capillary Rise: 0.25 [m]
 Soil-Gas Flow Rate into Building: 5 [L/min]

BUILDING PROPERTIES

Building Type: Slab-on-Grade Air Exchange Rate: 0.25[hr^{-1}]
 Building Mixing Height: 2.44[m] Building Footprint Area: 100[m^2]
 Subsurface Foundation Area: 106[m^2] Building Crack Ratio: 0.00038[unitless]
 Foundation Slab Thickness: 0.1[m]

EXPOSURE PARAMETERS

Exposure Duration: carcinogens 30 [years] non-carcinogens: 30 [years]
 Exposure Frequency: carcinogens 350 [days/year] non-carcinogens: 365 [days/year]
 Averaging Time: carcinogens 70 [years] non-carcinogens: 30 [years]

JOHNSON & ETTINGER SIMULATION RESULTS

Effective Diffusion Coefficient (D_{eff}): 0.007269[cm^2/s]
 Soil Gas to Indoor Air Attenuation Factor (α_{SG}) = 0.003192

¹Low Indoor Air Prediction: 1.253e3 [$\mu\text{g}/\text{m}^3$] or 184.9 [ppbv]
 Cancer Risk of this concentration: 0.001545 Hazard Risk of this concentration: 0.

Best Estimate Indoor Air Prediction: 2.107e3[$\mu\text{g}/\text{m}^3$] or 310.8 [ppbv]
 Cancer Risk of this concentration: 0.002597 Hazard Risk of this concentration: 0.

²High Indoor Air Prediction: 2.661e3[$\mu\text{g}/\text{m}^3$] or 392.6 [ppbv]
 Cancer Risk of this concentration: 0.003280 Hazard Risk of this concentration: 0.

Based on parameter analysis: Advection is the dominant mechanism across foundation.

¹"Low Prediction" concentrations produced with HIGHEST moisture content and DEEPEST depth to contamination.

²"High Prediction" concentrations produced with LOWEST moisture content and SHALLOWEST depth to contamination.

INDOOR AIR SIMULATION RESULTS



Screening-Level Johnson and Ettinger Model

Site Name: View Ridge VP-3

Report Date: Thu Oct 29 2015 15:08:45 GMT-0700 (Pacific Daylight Time)

Report Generated From: http://www3.epa.gov/ceampubl/learn2model/part-two/onsite/JnE_lite_forward.htm

Type of sample: SOIL GAS Concentration = 100000[$\mu\text{g}/\text{m}^3$]

Depth of soil gas sample: 0.5m +/- 0.1m

Average soil/ground water temperature: 52F

CHEMICAL PROPERTIES

Chemical of Concern: cis-1,2-Dichloroethylene CAS Number: 156592

Molecular Weight: 96.94 [g/mole] Henrys Constant: 0.09229315 [unitless]

Diffusivity in Air: 7.360e-2 [cm^2/sec] Diffusivity in Water: 1.130e-5 [cm^2/sec]

Unit Risk Factor: 0 [$(\mu\text{g}/\text{m}^3)^{-1}$] Reference Concentration: 0.035 [mg/m^3]

SOIL PROPERTIES

Soil Type: Sandy Loam Total Porosity: 0.387

Unsaturated Zone Moisture Content:

low= 0.039 best estimate= 0.103 high= 0.17

Capillary Zone Moisture Content: 0.32 Height of Capillary Rise: 0.25 [m]

Soil-Gas Flow Rate into Building: 5 [L/min]

BUILDING PROPERTIES

Building Type: Slab-on-Grade Air Exchange Rate: 0.25[hr^{-1}]

Building Mixing Height: 2.44[m] Building Footprint Area: 100[m^2]

Subsurface Foundation Area: 106[m^2] Building Crack Ratio: 0.00038[unitless]

Foundation Slab Thickness: 0.1[m]

EXPOSURE PARAMETERS

Exposure Duration: carcinogens 30 [years] non-carcinogens: 30 [years]

Exposure Frequency: carcinogens 350 [days/year] non-carcinogens: 365 [days/year]

Averaging Time: carcinogens 70 [years] non-carcinogens: 30 [years]

JOHNSON & ETTINGER SIMULATION RESULTS

Effective Diffusion Coefficient (D_{eff}): 0.007431[cm^2/s]

Soil Gas to Indoor Air Attenuation Factor (α_{SG}) = 0.003217

¹Low Indoor Air Prediction: 192.6 [$\mu\text{g}/\text{m}^3$] or 48.60 [ppbv]

Cancer Risk of this concentration: 0. Hazard Risk of this concentration: 5.502

Best Estimate Indoor Air Prediction: 321.7[$\mu\text{g}/\text{m}^3$] or 81.18 [ppbv]

Cancer Risk of this concentration: 0. Hazard Risk of this concentration: 9.190

²High Indoor Air Prediction: 404.7[$\mu\text{g}/\text{m}^3$] or 102.1 [ppbv]

Cancer Risk of this concentration: 0. Hazard Risk of this concentration: 11.56

Based on parameter analysis: Advection is the dominant mechanism across foundation.

¹"Low Prediction" concentrations produced with HIGHEST moisture content and DEEPEST depth to contamination.

²"High Prediction" concentrations produced with LOWEST moisture content and SHALLOWEST depth to contamination.

INDOOR AIR SIMULATION RESULTS



Screening-Level Johnson and Ettinger Model

Site Name: View Ridge VP-3

Report Date: Thu Oct 29 2015 15:10:59 GMT-0700 (Pacific Daylight Time)

Report Generated From: http://www3.epa.gov/ceampubl/learn2model/part-two/onsite/JnE_lite_forward.htm

Type of sample: SOIL GAS Concentration = 1700[$\mu\text{g}/\text{m}^3$]

Depth of soil gas sample: 0.5m +/- 0.1m

Average soil/ground water temperature: 52F

CHEMICAL PROPERTIES

Chemical of Concern: trans-1,2-Dichloroethylene CAS Number: 156605

Molecular Weight: 96.94 [g/mole] Henrys Constant: 0.2229191 [unitless]

Diffusivity in Air: 7.070e-2 [cm^2/sec] Diffusivity in Water: 1.190e-5 [cm^2/sec]

Unit Risk Factor: 0 [$(\mu\text{g}/\text{m}^3)^{-1}$] Reference Concentration: 0.07 [mg/m^3]

SOIL PROPERTIES

Soil Type: Sandy Loam Total Porosity: 0.387

Unsaturated Zone Moisture Content:

low= 0.039 best estimate= 0.103 high= 0.17

Capillary Zone Moisture Content: 0.32 Height of Capillary Rise: 0.25 [m]

Soil-Gas Flow Rate into Building: 5 [L/min]

BUILDING PROPERTIES

Building Type: Slab-on-Grade Air Exchange Rate: 0.25[hr^{-1}]

Building Mixing Height: 2.44[m] Building Footprint Area: 100[m^2]

Subsurface Foundation Area: 106[m^2] Building Crack Ratio: 0.00038[unitless]

Foundation Slab Thickness: 0.1[m]

EXPOSURE PARAMETERS

Exposure Duration: carcinogens 30 [years] non-carcinogens: 30 [years]

Exposure Frequency: carcinogens 350 [days/year] non-carcinogens: 365 [days/year]

Averaging Time: carcinogens 70 [years] non-carcinogens: 30 [years]

JOHNSON & ETTINGER SIMULATION RESULTS

Effective Diffusion Coefficient (D_{eff}): 0.007138[cm^2/s]

Soil Gas to Indoor Air Attenuation Factor (α_{SG}) = 0.003171

¹Low Indoor Air Prediction: 3.193 [$\mu\text{g}/\text{m}^3$] or 0.8058 [ppbv]

Cancer Risk of this concentration: 0. Hazard Risk of this concentration: 0.04561

Best Estimate Indoor Air Prediction: 5.391[$\mu\text{g}/\text{m}^3$] or 1.361 [ppbv]

Cancer Risk of this concentration: 0. Hazard Risk of this concentration: 0.07702

²High Indoor Air Prediction: 6.831[$\mu\text{g}/\text{m}^3$] or 1.724 [ppbv]

Cancer Risk of this concentration: 0. Hazard Risk of this concentration: 0.09759

Based on parameter analysis: Advection is the dominant mechanism across foundation.

¹"Low Prediction" concentrations produced with HIGHEST moisture content and DEEPEST depth to contamination.

²"High Prediction" concentrations produced with LOWEST moisture content and SHALLOWEST depth to contamination.

INDOOR AIR SIMULATION RESULTS



Screening-Level Johnson and Ettinger Model

Site Name: View Ridge VP-3
 Report Date: Thu Oct 29 2015 15:12:51 GMT-0700 (Pacific Daylight Time)
 Report Generated From: http://www3.epa.gov/ceampubl/learn2model/part-two/onsite/JnE_lite_forward.htm
 Type of sample: SOIL GAS Concentration = 1600[$\mu\text{g}/\text{m}^3$]
 Depth of soil gas sample: 0.5m +/- 0.1m
 Average soil/ground water temperature: 52F

CHEMICAL PROPERTIES

Chemical of Concern: Vinyl chloride (chloroethene) CAS Number: 75014
 Molecular Weight: 62.5 [g/mole] Henrys Constant: 0.7653378 [unitless]
 Diffusivity in Air: 0.1060 [cm^2/sec] Diffusivity in Water: 1.230e-5 [cm^2/sec]
 Unit Risk Factor: 0.0000088 [$(\mu\text{g}/\text{m}^3)^{-1}$] Reference Concentration: 0.1 [mg/m^3]

SOIL PROPERTIES

Soil Type: Sandy Loam Total Porosity: 0.387
 Unsaturated Zone Moisture Content:
 low= 0.039 best estimate= 0.103 high= 0.17
 Capillary Zone Moisture Content: 0.32 Height of Capillary Rise: 0.25 [m]
 Soil-Gas Flow Rate into Building: 5 [L/min]

BUILDING PROPERTIES

Building Type: Slab-on-Grade Air Exchange Rate: 0.25[hr^{-1}]
 Building Mixing Height: 2.44[m] Building Footprint Area: 100[m^2]
 Subsurface Foundation Area: 106[m^2] Building Crack Ratio: 0.00038[unitless]
 Foundation Slab Thickness: 0.1[m]

EXPOSURE PARAMETERS

Exposure Duration: carcinogens 30 [years] non-carcinogens: 30 [years]
 Exposure Frequency: carcinogens 350 [days/year] non-carcinogens: 365 [days/year]
 Averaging Time: carcinogens 70 [years] non-carcinogens: 30 [years]

JOHNSON & ETTINGER SIMULATION RESULTS

Effective Diffusion Coefficient (D_{eff}): 0.0107[cm^2/s]
 Soil Gas to Indoor Air Attenuation Factor (α_{SG}) = 0.003597

¹Low Indoor Air Prediction: 3.783 [$\mu\text{g}/\text{m}^3$] or 1.481 [ppbv]
 Cancer Risk of this concentration: 1.368e-5 Hazard Risk of this concentration: 0.03783

Best Estimate Indoor Air Prediction: 5.755[$\mu\text{g}/\text{m}^3$] or 2.253 [ppbv]
 Cancer Risk of this concentration: 2.081e-5 Hazard Risk of this concentration: 0.05755

²High Indoor Air Prediction: 6.846[$\mu\text{g}/\text{m}^3$] or 2.680 [ppbv]
 Cancer Risk of this concentration: 2.476e-5 Hazard Risk of this concentration: 0.06846

Based on parameter analysis: Advection is the dominant mechanism across foundation.

¹"Low Prediction" concentrations produced with HIGHEST moisture content and DEEPEST depth to contamination.

²"High Prediction" concentrations produced with LOWEST moisture content and SHALLOWEST depth to contamination.

INDOOR AIR SIMULATION RESULTS



Screening-Level Johnson and Ettinger Model

Site Name: View Ridge VP-3
 Report Date: Thu Oct 29 2015 15:12:51 GMT-0700 (Pacific Daylight Time)
 Report Generated From: http://www3.epa.gov/ceampubl/learn2model/part-two/onsite/JnE_lite_forward.htm
 Type of sample: SOIL GAS Concentration = 1600[$\mu\text{g}/\text{m}^3$]
 Depth of soil gas sample: 0.5m +/- 0.1m
 Average soil/ground water temperature: 52F

CHEMICAL PROPERTIES

Chemical of Concern: Vinyl chloride (chloroethene) CAS Number: 75014
 Molecular Weight: 62.5 [g/mole] Henrys Constant: 0.7653378 [unitless]
 Diffusivity in Air: 0.1060 [cm^2/sec] Diffusivity in Water: 1.230e-5 [cm^2/sec]
 Unit Risk Factor: 0.0000088 [$(\mu\text{g}/\text{m}^3)^{-1}$] Reference Concentration: 0.1 [mg/m^3]

SOIL PROPERTIES

Soil Type: Sandy Loam Total Porosity: 0.387
 Unsaturated Zone Moisture Content:
 low= 0.039 best estimate= 0.103 high= 0.17
 Capillary Zone Moisture Content: 0.32 Height of Capillary Rise: 0.25 [m]
 Soil-Gas Flow Rate into Building: 5 [L/min]

BUILDING PROPERTIES

Building Type: Slab-on-Grade Air Exchange Rate: 0.25[hr^{-1}]
 Building Mixing Height: 2.44[m] Building Footprint Area: 100[m^2]
 Subsurface Foundation Area: 106[m^2] Building Crack Ratio: 0.00038[unitless]
 Foundation Slab Thickness: 0.1[m]

EXPOSURE PARAMETERS

Exposure Duration: carcinogens 30 [years] non-carcinogens: 30 [years]
 Exposure Frequency: carcinogens 350 [days/year] non-carcinogens: 365 [days/year]
 Averaging Time: carcinogens 70 [years] non-carcinogens: 30 [years]

JOHNSON & ETTINGER SIMULATION RESULTS

Effective Diffusion Coefficient (D_{eff}): 0.0107[cm^2/s]
 Soil Gas to Indoor Air Attenuation Factor (α_{SG}) = 0.003597

¹Low Indoor Air Prediction: 3.783 [$\mu\text{g}/\text{m}^3$] or 1.481 [ppbv]
 Cancer Risk of this concentration: 1.368e-5 Hazard Risk of this concentration: 0.03783

Best Estimate Indoor Air Prediction: 5.755[$\mu\text{g}/\text{m}^3$] or 2.253 [ppbv]
 Cancer Risk of this concentration: 2.081e-5 Hazard Risk of this concentration: 0.05755

²High Indoor Air Prediction: 6.846[$\mu\text{g}/\text{m}^3$] or 2.680 [ppbv]
 Cancer Risk of this concentration: 2.476e-5 Hazard Risk of this concentration: 0.06846

Based on parameter analysis: Advection is the dominant mechanism across foundation.

¹"Low Prediction" concentrations produced with HIGHEST moisture content and DEEPEST depth to contamination.

²"High Prediction" concentrations produced with LOWEST moisture content and SHALLOWEST depth to contamination.

INDOOR AIR SIMULATION RESULTS



Screening-Level Johnson and Ettinger Model

Site Name: View Ridge VP-3
 Report Date: Thu Oct 29 2015 15:13:44 GMT-0700 (Pacific Daylight Time)
 Report Generated From: http://www3.epa.gov/ceampubl/learn2model/part-two/onsite/JnE_lite_forward.htm
 Type of sample: SOIL GAS Concentration = 1000[$\mu\text{g}/\text{m}^3$]
 Depth of soil gas sample: 0.5m +/- 0.1m
 Average soil/ground water temperature: 52F

CHEMICAL PROPERTIES

Chemical of Concern: 1,1-Dichloroethylene CAS Number: 75354
 Molecular Weight: 96.94 [g/mole] Henrys Constant: 0.659292 [unitless]
 Diffusivity in Air: 9.000e-2 [cm^2/sec] Diffusivity in Water: 1.040e-5 [cm^2/sec]
 Unit Risk Factor: 0 [$(\mu\text{g}/\text{m}^3)^{-1}$] Reference Concentration: 0.2 [mg/m^3]

SOIL PROPERTIES

Soil Type: Sandy Loam Total Porosity: 0.387
 Unsaturated Zone Moisture Content:
 low= 0.039 best estimate= 0.103 high= 0.17
 Capillary Zone Moisture Content: 0.32 Height of Capillary Rise: 0.25 [m]
 Soil-Gas Flow Rate into Building: 5 [L/min]

BUILDING PROPERTIES

Building Type: Slab-on-Grade Air Exchange Rate: 0.25[hr^{-1}]
 Building Mixing Height: 2.44[m] Building Footprint Area: 100[m^2]
 Subsurface Foundation Area: 106[m^2] Building Crack Ratio: 0.00038[unitless]
 Foundation Slab Thickness: 0.1[m]

EXPOSURE PARAMETERS

Exposure Duration: carcinogens 30 [years] non-carcinogens: 30 [years]
 Exposure Frequency: carcinogens 350 [days/year] non-carcinogens: 365 [days/year]
 Averaging Time: carcinogens 70 [years] non-carcinogens: 30 [years]

JOHNSON & ETTINGER SIMULATION RESULTS

Effective Diffusion Coefficient (D_{eff}): 0.009086[cm^2/s]
 Soil Gas to Indoor Air Attenuation Factor (α_{SG}) = 0.003433

¹Low Indoor Air Prediction: 2.165 [$\mu\text{g}/\text{m}^3$] or 0.5464 [ppbv]
 Cancer Risk of this concentration: 0. Hazard Risk of this concentration: 0.01082

Best Estimate Indoor Air Prediction: 3.433[$\mu\text{g}/\text{m}^3$] or 0.8664 [ppbv]
 Cancer Risk of this concentration: 0. Hazard Risk of this concentration: 0.01716

²High Indoor Air Prediction: 4.182[$\mu\text{g}/\text{m}^3$] or 1.056 [ppbv]
 Cancer Risk of this concentration: 0. Hazard Risk of this concentration: 0.02091

Based on parameter analysis: Advection is the dominant mechanism across foundation.

¹"Low Prediction" concentrations produced with HIGHEST moisture content and DEEPEST depth to contamination.

²"High Prediction" concentrations produced with LOWEST moisture content and SHALLOWEST depth to contamination.

INDOOR AIR SIMULATION RESULTS



Screening-Level Johnson and Ettinger Model

Site Name: View Ridge VP-6
 Report Date: Thu Nov 5 14:15:36 PST 2015
 Report Generated From: http://www3.epa.gov/ceampubl/learn2model/part-two/onsite/JnE_lite_forward.htm
 Type of sample: SOIL GAS Concentration = 36000[$\mu\text{g}/\text{m}^3$]
 Depth of soil gas sample: 0.5m +/- 0.1m
 Average soil/ground water temperature: 52F

CHEMICAL PROPERTIES

Chemical of Concern: Tetrachloroethylene CAS Number: 127184
 Molecular Weight: 165.83 [g/mole] Henrys Constant: 0.3582579 [unitless]
 Diffusivity in Air: 7.200e-2 [cm^2/sec] Diffusivity in Water: 8.200e-6 [cm^2/sec]
 Unit Risk Factor: 0.000003 [$(\mu\text{g}/\text{m}^3)^{-1}$] Reference Concentration: 0 [mg/m^3]

SOIL PROPERTIES

Soil Type: Sandy Loam Total Porosity: 0.387
 Unsaturated Zone Moisture Content:
 low= 0.039 best estimate= 0.103 high= 0.17
 Capillary Zone Moisture Content: 0.32 Height of Capillary Rise: 0.25 [m]
 Soil-Gas Flow Rate into Building: 5 [L/min]

BUILDING PROPERTIES

Building Type: Slab-on-Grade Air Exchange Rate: 0.25[hr^{-1}]
 Building Mixing Height: 2.44[m] Building Footprint Area: 100[m^2]
 Subsurface Foundation Area: 106[m^2] Building Crack Ratio: 0.00038[unitless]
 Foundation Slab Thickness: 0.1[m]

EXPOSURE PARAMETERS

Exposure Duration: carcinogens 30 [years] non-carcinogens: 30 [years]
 Exposure Frequency: carcinogens 350 [days/year] non-carcinogens: 365 [days/year]
 Averaging Time: carcinogens 70 [years] non-carcinogens: 30 [years]

JOHNSON & ETTINGER SIMULATION RESULTS

Effective Diffusion Coefficient (D_{eff}): 0.007269[cm^2/s]
 Soil Gas to Indoor Air Attenuation Factor (α_{SG}) = 0.003192

¹Low Indoor Air Prediction: 68.37 [$\mu\text{g}/\text{m}^3$] or 10.09 [ppbv]
 Cancer Risk of this concentration: 8.429e-5 Hazard Risk of this concentration: 0.

Best Estimate Indoor Air Prediction: 114.9[$\mu\text{g}/\text{m}^3$] or 16.95 [ppbv]
 Cancer Risk of this concentration: 1.417e-4 Hazard Risk of this concentration: 0.

²High Indoor Air Prediction: 145.1[$\mu\text{g}/\text{m}^3$] or 21.41 [ppbv]
 Cancer Risk of this concentration: 1.789e-4 Hazard Risk of this concentration: 0.

Based on parameter analysis: Advection is the dominant mechanism across foundation.

¹"Low Prediction" concentrations produced with HIGHEST moisture content and DEEPEST depth to contamination.

²"High Prediction" concentrations produced with LOWEST moisture content and SHALLOWEST depth to contamination.

INDOOR AIR SIMULATION RESULTS



Screening-Level Johnson and Ettinger Model

Site Name: View Ridge VP-6
 Report Date: Thu Nov 5 14:16:31 PST 2015
 Report Generated From: http://www3.epa.gov/ceampubl/learn2model/part-two/onsite/JnE_lite_forward.htm
 Type of sample: SOIL GAS Concentration = 1500[$\mu\text{g}/\text{m}^3$]
 Depth of soil gas sample: 0.5m +/- 0.1m
 Average soil/ground water temperature: 52F

CHEMICAL PROPERTIES

Chemical of Concern: Trichloroethylene CAS Number: 79016
 Molecular Weight: 131.39 [g/mole] Henrys Constant: 0.2177621 [unitless]
 Diffusivity in Air: 7.900e-2 [cm²/sec] Diffusivity in Water: 9.100e-6 [cm²/sec]
 Unit Risk Factor: 0.00011 [($\mu\text{g}/\text{m}^3$)⁻¹] Reference Concentration: 0.04 [mg/m³]

SOIL PROPERTIES

Soil Type: Sandy Loam Total Porosity: 0.387
 Unsaturated Zone Moisture Content:
 low= 0.039 best estimate= 0.103 high= 0.17
 Capillary Zone Moisture Content: 0.32 Height of Capillary Rise: 0.25 [m]
 Soil-Gas Flow Rate into Building: 5 [L/min]

BUILDING PROPERTIES

Building Type: Slab-on-Grade Air Exchange Rate: 0.25[hr⁻¹]
 Building Mixing Height: 2.44[m] Building Footprint Area: 100[m²]
 Subsurface Foundation Area: 106[m²] Building Crack Ratio: 0.00038[unitless]
 Foundation Slab Thickness: 0.1[m]

EXPOSURE PARAMETERS

Exposure Duration: carcinogens 30 [years] non-carcinogens: 30 [years]
 Exposure Frequency: carcinogens 350 [days/year] non-carcinogens: 365 [days/year]
 Averaging Time: carcinogens 70 [years] non-carcinogens: 30 [years]

JOHNSON & ETTINGER SIMULATION RESULTS

Effective Diffusion Coefficient (D_{eff}): 0.007976[cm²/s]
 Soil Gas to Indoor Air Attenuation Factor (α_{SG}) = 0.003294

¹Low Indoor Air Prediction: 3.013 [$\mu\text{g}/\text{m}^3$] or 0.5610 [ppbv]
 Cancer Risk of this concentration: 1.362e-4 Hazard Risk of this concentration:
 0.07532

Best Estimate Indoor Air Prediction: 4.942[$\mu\text{g}/\text{m}^3$] or 0.9202 [ppbv]
 Cancer Risk of this concentration: 2.234e-4 Hazard Risk of this concentration: 0.1235

²High Indoor Air Prediction: 6.145[$\mu\text{g}/\text{m}^3$] or 1.144 [ppbv]
 Cancer Risk of this concentration: 2.778e-4 Hazard Risk of this concentration: 0.1536

Based on parameter analysis: Advection is the dominant mechanism across foundation.

¹"Low Prediction" concentrations produced with HIGHEST moisture content and DEEPEST depth to contamination.

²"High Prediction" concentrations produced with LOWEST moisture content and SHALLOWEST depth to contamination.

INDOOR AIR SIMULATION RESULTS



Screening-Level Johnson and Ettinger Model

Site Name: View Ridge VP-7
 Report Date: Thu Nov 5 14:18:14 PST 2015
 Report Generated From: http://www3.epa.gov/ceampubl/learn2model/part-two/onsite/JnE_lite_forward.htm
 Type of sample: SOIL GAS Concentration = 47000[$\mu\text{g}/\text{m}^3$]
 Depth of soil gas sample: 0.5m +/- 0.1m
 Average soil/ground water temperature: 52F

CHEMICAL PROPERTIES

Chemical of Concern: Tetrachloroethylene CAS Number: 127184
 Molecular Weight: 165.83 [g/mole] Henrys Constant: 0.3582579 [unitless]
 Diffusivity in Air: 7.200e-2 [cm^2/sec] Diffusivity in Water: 8.200e-6 [cm^2/sec]
 Unit Risk Factor: 0.000003 [($\mu\text{g}/\text{m}^3$)⁻¹] Reference Concentration: 0 [mg/m^3]

SOIL PROPERTIES

Soil Type: Sandy Loam Total Porosity: 0.387
 Unsaturated Zone Moisture Content:
 low= 0.039 best estimate= 0.103 high= 0.17
 Capillary Zone Moisture Content: 0.32 Height of Capillary Rise: 0.25 [m]
 Soil-Gas Flow Rate into Building: 5 [L/min]

BUILDING PROPERTIES

Building Type: Slab-on-Grade Air Exchange Rate: 0.25[hr^{-1}]
 Building Mixing Height: 2.44[m] Building Footprint Area: 100[m^2]
 Subsurface Foundation Area: 106[m^2] Building Crack Ratio: 0.00038[unitless]
 Foundation Slab Thickness: 0.1[m]

EXPOSURE PARAMETERS

Exposure Duration: carcinogens 30 [years] non-carcinogens: 30 [years]
 Exposure Frequency: carcinogens 350 [days/year] non-carcinogens: 365 [days/year]
 Averaging Time: carcinogens 70 [years] non-carcinogens: 30 [years]

JOHNSON & ETTINGER SIMULATION RESULTS

Effective Diffusion Coefficient (D_{eff}): 0.007269[cm^2/s]
 Soil Gas to Indoor Air Attenuation Factor (α_{SG}) = 0.003192

¹Low Indoor Air Prediction: 89.26 [$\mu\text{g}/\text{m}^3$] or 13.17 [ppbv]
 Cancer Risk of this concentration: 1.100e-4 Hazard Risk of this concentration: 0.

Best Estimate Indoor Air Prediction: 150.0[$\mu\text{g}/\text{m}^3$] or 22.13 [ppbv]
 Cancer Risk of this concentration: 1.850e-4 Hazard Risk of this concentration: 0.

²High Indoor Air Prediction: 189.5[$\mu\text{g}/\text{m}^3$] or 27.96 [ppbv]
 Cancer Risk of this concentration: 2.336e-4 Hazard Risk of this concentration: 0.

Based on parameter analysis: Advection is the dominant mechanism across foundation.

¹"Low Prediction" concentrations produced with HIGHEST moisture content and DEEPEST depth to contamination.

²"High Prediction" concentrations produced with LOWEST moisture content and SHALLOWEST depth to contamination.

INDOOR AIR SIMULATION RESULTS



Screening-Level Johnson and Ettinger Model

Site Name: View Ridge VP-7
 Report Date: Thu Nov 5 14:19:27 PST 2015
 Report Generated From: http://www3.epa.gov/ceampubl/learn2model/part-two/onsite/JnE_lite_forward.htm
 Type of sample: SOIL GAS Concentration = 1800[$\mu\text{g}/\text{m}^3$]
 Depth of soil gas sample: 0.5m +/- 0.1m
 Average soil/ground water temperature: 52F

CHEMICAL PROPERTIES

Chemical of Concern: Trichloroethylene CAS Number: 79016
 Molecular Weight: 131.39 [g/mole] Henrys Constant: 0.2177621 [unitless]
 Diffusivity in Air: 7.900e-2 [cm^2/sec] Diffusivity in Water: 9.100e-6 [cm^2/sec]
 Unit Risk Factor: 0.00011 [($\mu\text{g}/\text{m}^3$)⁻¹] Reference Concentration: 0.04 [mg/m^3]

SOIL PROPERTIES

Soil Type: Sandy Loam Total Porosity: 0.387
 Unsaturated Zone Moisture Content:
 low= 0.039 best estimate= 0.103 high= 0.17
 Capillary Zone Moisture Content: 0.32 Height of Capillary Rise: 0.25 [m]
 Soil-Gas Flow Rate into Building: 5 [L/min]

BUILDING PROPERTIES

Building Type: Slab-on-Grade Air Exchange Rate: 0.25[hr^{-1}]
 Building Mixing Height: 2.44[m] Building Footprint Area: 100[m^2]
 Subsurface Foundation Area: 106[m^2] Building Crack Ratio: 0.00038[unitless]
 Foundation Slab Thickness: 0.1[m]

EXPOSURE PARAMETERS

Exposure Duration: carcinogens 30 [years] non-carcinogens: 30 [years]
 Exposure Frequency: carcinogens 350 [days/year] non-carcinogens: 365 [days/year]
 Averaging Time: carcinogens 70 [years] non-carcinogens: 30 [years]

JOHNSON & ETTINGER SIMULATION RESULTS

Effective Diffusion Coefficient (D_{eff}): 0.007976[cm^2/s]
 Soil Gas to Indoor Air Attenuation Factor (α_{SG}) = 0.003294

¹Low Indoor Air Prediction: 3.615 [$\mu\text{g}/\text{m}^3$] or 0.6732 [ppbv]
 Cancer Risk of this concentration: 1.634e-4 Hazard Risk of this concentration:
 0.09038

Best Estimate Indoor Air Prediction: 5.930[$\mu\text{g}/\text{m}^3$] or 1.104 [ppbv]
 Cancer Risk of this concentration: 2.681e-4 Hazard Risk of this concentration: 0.1482

²High Indoor Air Prediction: 7.375[$\mu\text{g}/\text{m}^3$] or 1.373 [ppbv]
 Cancer Risk of this concentration: 3.334e-4 Hazard Risk of this concentration: 0.1844

Based on parameter analysis: Advection is the dominant mechanism across foundation.

¹"Low Prediction" concentrations produced with HIGHEST moisture content and DEEPEST depth to contamination.

²"High Prediction" concentrations produced with LOWEST moisture content and SHALLOWEST depth to contamination.

INDOOR AIR SIMULATION RESULTS



Screening-Level Johnson and Ettinger Model

Site Name: View Ridge VP-8
 Report Date: Thu Nov 5 14:21:25 PST 2015
 Report Generated From: http://www3.epa.gov/ceampubl/learn2model/part-two/onsite/JnE_lite_forward.htm
 Type of sample: SOIL GAS Concentration = 43000[$\mu\text{g}/\text{m}^3$]
 Depth of soil gas sample: 0.5m +/- 0.1m
 Average soil/ground water temperature: 52F

CHEMICAL PROPERTIES

Chemical of Concern: Tetrachloroethylene CAS Number: 127184
 Molecular Weight: 165.83 [g/mole] Henrys Constant: 0.3582579 [unitless]
 Diffusivity in Air: 7.200e-2 [cm^2/sec] Diffusivity in Water: 8.200e-6 [cm^2/sec]
 Unit Risk Factor: 0.000003 [$(\mu\text{g}/\text{m}^3)^{-1}$] Reference Concentration: 0 [mg/m^3]

SOIL PROPERTIES

Soil Type: Sandy Loam Total Porosity: 0.387
 Unsaturated Zone Moisture Content:
 low= 0.039 best estimate= 0.103 high= 0.17
 Capillary Zone Moisture Content: 0.32 Height of Capillary Rise: 0.25 [m]
 Soil-Gas Flow Rate into Building: 5 [L/min]

BUILDING PROPERTIES

Building Type: Slab-on-Grade Air Exchange Rate: 0.25[hr^{-1}]
 Building Mixing Height: 2.44[m] Building Footprint Area: 100[m^2]
 Subsurface Foundation Area: 106[m^2] Building Crack Ratio: 0.00038[unitless]
 Foundation Slab Thickness: 0.1[m]

EXPOSURE PARAMETERS

Exposure Duration: carcinogens 30 [years] non-carcinogens: 30 [years]
 Exposure Frequency: carcinogens 350 [days/year] non-carcinogens: 365 [days/year]
 Averaging Time: carcinogens 70 [years] non-carcinogens: 30 [years]

JOHNSON & ETTINGER SIMULATION RESULTS

Effective Diffusion Coefficient (D_{eff}): 0.007269[cm^2/s]
 Soil Gas to Indoor Air Attenuation Factor (α_{SG}) = 0.003192

¹Low Indoor Air Prediction: 81.66 [$\mu\text{g}/\text{m}^3$] or 12.05 [ppbv]
 Cancer Risk of this concentration: 1.007e-4 Hazard Risk of this concentration: 0.

Best Estimate Indoor Air Prediction: 137.3[$\mu\text{g}/\text{m}^3$] or 20.25 [ppbv]
 Cancer Risk of this concentration: 1.692e-4 Hazard Risk of this concentration: 0.

²High Indoor Air Prediction: 173.4[$\mu\text{g}/\text{m}^3$] or 25.58 [ppbv]
 Cancer Risk of this concentration: 2.137e-4 Hazard Risk of this concentration: 0.

Based on parameter analysis: Advection is the dominant mechanism across foundation.

¹"Low Prediction" concentrations produced with HIGHEST moisture content and DEEPEST depth to contamination.

²"High Prediction" concentrations produced with LOWEST moisture content and SHALLOWEST depth to contamination.

INDOOR AIR SIMULATION RESULTS



Screening-Level Johnson and Ettinger Model

Site Name: View Ridge VP-8
 Report Date: Thu Nov 5 14:22:09 PST 2015
 Report Generated From: http://www3.epa.gov/ceampubl/learn2model/part-two/onsite/JnE_lite_forward.htm
 Type of sample: SOIL GAS Concentration = 1900[$\mu\text{g}/\text{m}^3$]
 Depth of soil gas sample: 0.5m +/- 0.1m
 Average soil/ground water temperature: 52F

CHEMICAL PROPERTIES

Chemical of Concern: Trichloroethylene CAS Number: 79016
 Molecular Weight: 131.39 [g/mole] Henrys Constant: 0.2177621 [unitless]
 Diffusivity in Air: 7.900e-2 [cm^2/sec] Diffusivity in Water: 9.100e-6 [cm^2/sec]
 Unit Risk Factor: 0.00011 [$(\mu\text{g}/\text{m}^3)^{-1}$] Reference Concentration: 0.04 [mg/m^3]

SOIL PROPERTIES

Soil Type: Sandy Loam Total Porosity: 0.387
 Unsaturated Zone Moisture Content:
 low= 0.039 best estimate= 0.103 high= 0.17
 Capillary Zone Moisture Content: 0.32 Height of Capillary Rise: 0.25 [m]
 Soil-Gas Flow Rate into Building: 5 [L/min]

BUILDING PROPERTIES

Building Type: Slab-on-Grade Air Exchange Rate: 0.25[hr^{-1}]
 Building Mixing Height: 2.44[m] Building Footprint Area: 100[m^2]
 Subsurface Foundation Area: 106[m^2] Building Crack Ratio: 0.00038[unitless]
 Foundation Slab Thickness: 0.1[m]

EXPOSURE PARAMETERS

Exposure Duration: carcinogens 30 [years] non-carcinogens: 30 [years]
 Exposure Frequency: carcinogens 350 [days/year] non-carcinogens: 365 [days/year]
 Averaging Time: carcinogens 70 [years] non-carcinogens: 30 [years]

JOHNSON & ETTINGER SIMULATION RESULTS

Effective Diffusion Coefficient (D_{eff}): 0.007976[cm^2/s]
 Soil Gas to Indoor Air Attenuation Factor (α_{SG}) = 0.003294

¹Low Indoor Air Prediction: 3.816 [$\mu\text{g}/\text{m}^3$] or 0.7106 [ppbv]
 Cancer Risk of this concentration: 1.725e-4 Hazard Risk of this concentration:
 0.09540

Best Estimate Indoor Air Prediction: 6.259[$\mu\text{g}/\text{m}^3$] or 1.166 [ppbv]
 Cancer Risk of this concentration: 2.830e-4 Hazard Risk of this concentration: 0.1565

²High Indoor Air Prediction: 7.784[$\mu\text{g}/\text{m}^3$] or 1.449 [ppbv]
 Cancer Risk of this concentration: 3.519e-4 Hazard Risk of this concentration: 0.1946

Based on parameter analysis: Advection is the dominant mechanism across foundation.

¹"Low Prediction" concentrations produced with HIGHEST moisture content and DEEPEST depth to contamination.

²"High Prediction" concentrations produced with LOWEST moisture content and SHALLOWEST depth to contamination.

APPENDIX H – HISTORICAL SITE REPORTS

**HISTORICAL SITE REPORTS ARE DUPLICATES
OF THE HISTORICAL INFORMATION INCLUDED
IN APPENDIX E OF THIS REPORT**

Limited Indoor Air Quality Assessment

**Market Plaza
Everett, Washington 98204**

Terracon Project No. 81187191
July 17, 2018

Prepared For:
Market Plaza, LLLC
Bellevue, Washington 98005

Prepared by:
Terracon Consultants, Inc.
Seattle, Washington

terracon.com

Terracon

Environmental



Facilities



Geotechnical



Materials



July 17, 2018

Market Plaza LLC
13641 Main Street
Bellevue, Washington 98005

Attn: Ms. Vandana Misra
Director of Operations
E: Mishra_vandana@hotmail.com

Re: Limited Indoor Air Quality Assessment - Market Plaza
220 Olympic Boulevard
Everett, Snohomish County, Washington 98203
Terracon Project No. P81187191


Dear Ms. Misra:

Terracon Consultants, Inc. (Terracon) is pleased to present the results of the limited indoor air quality assessment conducted on June 7, 2018, at eight locations throughout the Market Plaza located at 220 Olympic Boulevard in Everett, Washington. This assessment was conducted in general accordance with our proposal P81187191, dated April 11, 2018

Terracon appreciates the opportunity to provide these industrial hygiene consulting services. If we can provide any additional environmental, occupational health, or safety-related services, please contact Kathie Lavaty at 425 697 1124

Sincerely,
Terracon Consultants, Inc


Kathie A. Lavaty, CIH, CSP
Senior Industrial Hygienist


Mike Crandall, CIH
Senior Industrial Hygienist



EXECUTIVE SUMMARY

Terracon Consultants, Inc. (Terracon) conducted a limited indoor air quality (IAQ) vapor intrusion investigation at Market Plaza located. The assessment was conducted accordance with our Proposal P81187191, Rev. 1, dated May 11, 2018. Ms. Kathie Lavaty, Senior Industrial Hygienist. with Terracon, performed this assessment in response to a request by Ms. Vandana Misra. Mr. Steve Schaub provided access and identified the sampling locations in the building

Market Plaza LLC (Client) requested a limited IAQ investigation to evaluate the potential for vapor intrusion related to contamination detected in soil, soil vapor and ground water to impact the indoor air of Market Plaza.

This investigation was conducted by collecting whole air samples from eight indoor locations using six-liter evacuated stainless steel (SUMMA®) canisters, equipped with flow controllers calibrated to allow the canisters to be filled over an 8-hour sampling period. Three ambient air/background samples were collected concurrently, two from the rooftop and one at ground level approximately 5 feet from the building. Following collection of the air samples, the SUMMA® canisters were delivered Friedman and Bruya, Inc, a National Environmental Laboratory Accreditation Program (NELAP)-accredited analytical laboratory, for analysis of select analytes by TO-15/Selected Ion Monitoring (SIM®).

Findings:

Benzene was identified in all indoor air samples at similar concentrations, all slightly above the Model Toxics Control Act (MTCA) Method B Vapor Intrusion cleanup level. Laboratory analysis of samples collected in the Head Start storage room, the dry cleaner, east side and the dry cleaner, west side, identified concentrations of trichloroethene (trichlorethylene, TCE) and tetrachloroethene (tetrachloroethylene, (PCE) above their respective MTCA Method B Vapor Intrusion cleanup levels. Vinyl chloride was also present at a concentration above the Method B Vapor Intrusion cleanup level in the sample collected in the dry cleaner, west end.

The report that follows this Executive Summary should be read in its entirety because it includes important information, such as the methods we used to conduct the survey, pertinent regulatory requirements, and specific work practice details.

TABLE OF CONTENTS

	Page
1.0 INTRODUCTION.....	1
2.0 SCOPE OF WORK	1
3.0 PROJECT BACKGROUND.....	1
3.1 Site Description and History.....	1
3.2 Standard of Care.....	2
3.3 Additional Scope Limitations.....	3
3.4 Reliance	3
4.0 INDOOR AIR QUALITY SAMPLING.....	3
5.0 ANALYTICAL RESULTS	4
6.0 DISCUSSION.....	9
7.0 CONCLUSION	9

APPENDICES

APPENDIX A:	Exhibit 1 – Indoor Air Sampling Locations
APPENDIX B:	Laboratory Report

LIMITED INDOOR AIR QUALITY ASSESSMENT
MARKET PLAZA
EVERETT, WASHINGTON 98203
Terracon Project No. 81177191
July 17, 2018

1.0 INTRODUCTION

At your request, Terracon Consultants (Terracon) conducted a limited indoor air quality assessment on June 7, 2018 in the subject property located at 220 Olympic Way, in Everett, Washington, referred to here as Market Plaza. The work was completed to assess the effect on indoor air quality of known subsurface contaminants at the site. Terracon conducted the sampling in general accordance with our Proposal P81187191, Rev. 1.

2.0 SCOPE OF WORK

The purpose of the limited indoor air quality sampling was to evaluate whether the presence of volatile organic compounds (VOCs) in ground water, soil vapor and impacted soils have the potential to adversely affect indoor air quality within occupied spaces inside the Market Plaza. The scope of work for this assessment was developed based on review of vapor intrusion guidance documents developed and specified by Ecology and other relevant guidance, including the New Jersey Department of Environmental Protection's Vapor Intrusion Guidance (NJDEP 2005), Ecology's Sampling and Analysis Plan Outline for VI Investigations (Petersen, 2009a), The Interstate Technology & Regulatory Counsel's technical and regulatory guidance Vapor Intrusion Pathway: A Practical Guideline (ITRC 2007), and Ecology's Draft Guidance for Evaluating Soil Vapor Intrusion in Washington State: Investigation and Remedial Action (Ecology 2009).

3.0 PROJECT BACKGROUND

Market Plaza LLC requested that Terracon conduct indoor air quality sampling at eight separate commercial spaces located in the Market Plaza to evaluate the potential for vapor intrusion in the commercial spaces resulting from contamination detected in soil, soil vapor and ground water during previous limited site investigations.

3.1 Site Description and History

The site is located at 220 Olympic Boulevard in Everett, Washington, and is comprised of a 1.89-acre property in Everett, Snohomish County, Washington, which is comprised of Snohomish County tax parcel 00606200004102. The site is developed with three structures (the main retail center, a produce market, and a coffee kiosk) and an asphalt-paved parking area.

The Market Plaza building structure is approximately 22,000 square feet of single-story, slab-on-grade combination concrete and wood frame. The building is partially occupied by Head Start and various retail tenants.

According to reports provided by the client, the site was first developed in 1959, and was originally operated as a supermarket and pharmacy. By the 1960s, a laundromat/dry cleaner, eventually replaced by a dry-cleaning only facility, was present in the southwest corner of the main retail center building (main building), and addressed as 234 Olympic Boulevard. Various dry-cleaning operations have reportedly occupied this tenant space from the 1960s until February 2015, when Olympic Cleaners ceased operations and vacated the building.

A spill of tetrachloroethylene (also known as perchloroethylene [PCE]), commonly used as a dry-cleaning fluid, reportedly occurred at the dry cleaner around 1978. Various environmental investigations were conducted in association with the former dry-cleaning facility between October 2013 and April 2015. The investigations have reportedly included soil, groundwater, soil vapor, and indoor air sampling. Several VOCs were detected in the samples, including PCE and various PCE breakdown products, such as trichloroethylene (TCE), cis-1,2-dichloroethylene (cis-DCE), trans-1,2-dichloroethylene (trans-DCE), vinyl chloride (VC), 1,1-dichloroethylene (1,1-DCE), and chloroform.

PCE, TCE, and cis-DCE concentrations in soil samples collected from the site in 2013 and 2014 reportedly exceeded the Washington State Model Toxic Control Act (MTCA) Method A or MTCA Method B cleanup levels. Groundwater samples reportedly contained VC at concentrations exceeding the MTCA Method B cleanup level. Soil vapor and indoor air samples contained PCE, TCE, trans-DCE, VC, 1,1-DCE, chloroform, and/or benzene at concentrations exceeding the MTCA Method B soil vapor cleanup levels.

The site was listed in the Washington Department of Ecology (Ecology) Confirmed and Suspected Contaminated Sites List (CSCSL) database in June 2014 (Cleanup Site ID 12644, Facility Site ID 20079), listed as View Ridge Plaza/Everett Masonic Corporation located at 220 Olympic Boulevard, Everett, WA.

Results of a limited site investigation conducted in 2015 identified trichloroethylene (TCE), tetrachloroethylene (PCE), vinyl chloride and chloroform in soil vapor samples above the Ecology sub-slab soil vapor cleanup levels. Soil sample analysis identified PCE and/or TCE concentrations above the Washington State Model Toxics Control Act (MTCA) Method A cleanup levels, and PCE, TCE, cis-1,2-Dichloroethene and/or vinyl chloride were detected in groundwater above the MTCA Method A or MTCA Method B cleanup levels.

3.2 Standard of Care

Terracon's services were performed in a manner consistent with generally accepted practices of the profession undertaken in similar studies in the same geographical area during the same time. Terracon makes no warranties, either express or implied, regarding the findings, conclusions, or

recommendations. Please note that Terracon does not warrant the work of laboratories, regulatory agencies, or other third parties supplying information used in the preparation of the report. These limited indoor air quality services were performed in accordance with the scope of work agreed with you, our client, as reflected in our proposal and were not restricted by ASTM E1903-11.

3.3 Additional Scope Limitations

Findings, conclusions, and recommendations resulting from these services are based upon information derived from the on-site activities and other services performed under this scope of work; such information is subject to change over time. Certain indicators of the presence of hazardous substances, petroleum products, or other constituents may have been latent, inaccessible, unobservable, non-detectable, or not present during these services. We cannot represent that the site contains no hazardous substances, toxic materials, petroleum products, or other latent conditions beyond those identified during this assessment. Subsurface conditions may vary from those encountered at specific borings or wells or during other surveys, tests, assessments, investigations, or exploratory services. The data, interpretations, findings, and our recommendations are based solely upon data obtained at the time and within the scope of these services.

3.4 Reliance

This report has been prepared for the exclusive use of Market Plaza, LLC, and any authorization for use or reliance by any other party (except a governmental entity having jurisdiction over the site) is prohibited without the express written authorization of Market Plaza, LLC. and Terracon. Any unauthorized distribution or reuse is at Market Plaza LLC's, Inc.'s sole risk. Notwithstanding the foregoing, reliance by authorized parties will be subject to the terms, conditions, and limitations stated in the proposal, Limited Indoor Air Quality Sampling report, and the Master Services Agreement between Market Plaza, LLC and Terracon. The limitation of liability defined in the terms and conditions is the aggregate limit of Terracon's liability to Market Plaza, LLC and all relying parties unless otherwise agreed in writing.

4.0 INDOOR AIR QUALITY SAMPLING

On June 7, 2018, eight indoor air quality samples, two rooftop outdoor, ambient air samples, and one ground level outdoor, ambient air sample were collected at the site. The samples were collected in 6-liter stainless steel evacuated (SUMMA[®]) canisters equipped with flow-control devices to allow the canisters to be filled over an 8-hour period. An "in line" vacuum gauge was installed at the sample controller to verify initial vacuum levels within the canister and as an indicator that final equalization had been reached (sampling completed). The canisters were set at a height approximately three to five feet above the floor to represent a typical occupant seating height and approximately breathing zone height. Mr. Steve Schaub, Property Manager for Market Plaza, LLC, provided site access and directed Terracon to the selected sampling locations.

Limited Indoor Air Quality Investigation – Vapor Intrusion

Market Plaza. ■ Everett, Washington
July 17, 2018 ■ Terracon Project 81187191



Terracon also confirmed that no precipitation had fallen near the sampling location prior to or during the sampling event. Meteorological history data (e.g., wind direction, barometric pressure and temperature) from a nearby weather station, Snohomish County Station Weather Station ID: KWAEVERE54 was referenced for the sampling period. This weather station is located on Madrona Avenue approximately 3415 feet (.65 miles) to the west of the sampling location. The weather during sampling was overcast with temperatures ranging between 59 and 64 degrees Fahrenheit and barometric pressure remaining steady 29.4 inches over the duration of the sampling period. Prevailing winds were to the southeast at an average speed of 8 miles per hour. No precipitation was recorded during the sampling event.

Air samples were collected from eight indoor locations selected by the client and identified as follows;

1. Olympic dry cleaners – west end
2. Olympic dry cleaners – east end
3. Head Start storage room
4. Small Masonic dining room
5. Masonic south lodge
6. Masonic offices
7. Masonic storage
8. Space north of the large masonic dining room at the N.E. corner of building

Other than the Head Start storage room, all other samples locations were unoccupied and vacant during the sampling period, including the former dry cleaner tenant spaces which was partially demolished, with open trenches, approximately 24 inches deep, in the concrete floors.

Two outdoor ambient samples were collected from the rooftop; one on top of an air handling unit in the vicinity above the Masonic Dining Room, north of the Masonic Storage room, and one on top of an air handling unit in the vicinity above the Masonic South Lodge. According to Mr. Schaub, none of the air handling units were operating on the day air samples were collected.

One outdoor, ground level sample was collected from the east side of the building on the walkway between the Masonic Storage and Masonic Offices locations. Sample locations are shown on Exhibit 1 of Appendix A.

Following the collection of the air samples, the SUMMA[®] canisters were delivered to Friedman & Bruya, Inc., a National Environmental Laboratory Accreditation Program (NELAP) accredited analytical laboratory, for analysis of select analytes by TO-15/Selected Ion Monitoring (SIM[®]).

5.0 ANALYTICAL RESULTS

The air sample laboratory results along with the applicable 2015 Vapor Intrusion Cleanup Levels, Method B, are presented in Table 1, below. The laboratory analytical report and chain-of-custody record are attached in Appendix B.

Limited Indoor Air Quality Investigation – Vapor Intrusion

Market Plaza. ■ Everett, Washington

July 17, 2018 ■ Terracon Project 81187191



Chloroform and toluene were detected in all three outdoor ambient air samples. In accordance with the vapor intrusion guidance documents referenced in the Scope of Work section above, the contribution from ambient sources to the indoor air concentrations is assumed to be the average of the ambient concentrations. The vapor intrusion contribution is the difference between the indoor measurement and the ambient measurement. PCE was detected in on outdoor air sample, Rooftop #2. Indoor air concentrations of PCE have not been corrected, however, as a conservative measure, based on the limited data.

Analytical results for compounds detected above the minimum reporting limit are shown in bold text, and those compounds measured above their respective MTCA Method B Vapor Intrusion Cleanup Levels are indicated by shaded rows in the table.

Table 1
Outdoor Ambient Air Sample Results

Location Sample ID	Compound	Concentration µg/m ³	2015 Vapor Intrusion Cleanup Level Method B µg/m ³
Roof top No.1	Vinyl chloride	<0.26	0.28
	Chloroethane	<0.26	4750.00
	1,1-Dichloroethene	<0.4	91.40
	trans-1,2-Dichloroethene	<0.4	N/E
	cis-1,2-Dichloroethene	<0.4	N/E
	Chloroform	0.11	44.80
	1,1,1-Trichloroethane	<0.55	2290.00
	Carbon tetrachloride	<0.63	45.70
	Benzene	<0.32	0.32
	Trichloroethene (TCE)	<0.27	0.37
	Toluene	0.83	2290.00
Tetrachloroethene (PCE)	<0.68	9.60	
Roof top No.2	Vinyl chloride	<0.26	0.28
	Chloroethane	<0.26	4750.00
	1,1-Dichloroethene	<0.4	91.40
	trans-1,2-Dichloroethene	<0.4	N/E
	cis-1,2-Dichloroethene	<0.4	N/E
	Chloroform	0.11	44.80
	1,1,1-Trichloroethane	<0.55	2290.00
	Carbon tetrachloride	<0.63	45.70
	Benzene	<0.32	0.32
	Trichloroethene (TCE)	<0.27	0.37
	Toluene	0.64	2290.00
Tetrachloroethene (PCE)	0.74	9.60	
Ambient Ground Level	Vinyl chloride	0.26	0.28
	Chloroethane	0.26	4750.00
	1,1-Dichloroethene	0.4	91.40
	trans-1,2-Dichloroethene	0.4	N/E
	cis-1,2-Dichloroethene	0.4	N/E
	Chloroform	0.11	44.80
	1,1,1-Trichloroethane	0.55	2290.00
	Carbon tetrachloride	0.63	45.70
	Benzene	0.32	0.32
	Trichloroethene (TCE)	0.27	0.37
	Toluene	0.92	2290.00
Tetrachloroethene (PCE)	0.68	9.60	

Table 1
Market Plaza Indoor Air Sample Results

Location Sample ID	Compound	Concentration µg/m3	2015 Vapor Intrusion Cleanup Level Method B µg/m3
#1 Masonic NW Corner	Vinyl chloride	<0.26	0.28
	Chloroethane	<0.26	4750.00
	1,1-Dichloroethene	<0.4	91.40
	trans-1,2-Dichloroethene	<0.4	N/E
	cis-1,2-Dichloroethene	<0.4	N/E
	Chloroform	1.09 (adjusted)	44.80
	1,1,1-Trichloroethane	<0.55	2290.00
	Carbon tetrachloride	<0.63	45.70
	Benzene	0.61	0.32
	Trichloroethene	<0.27	0.37
	Toluene	16.2 (adjusted)	2290.00
	Tetrachloroethene	0.83	9.60
#2 Masonic Storage	Vinyl chloride	<0.26	0.28
	Chloroethane	<0.26	4750.00
	1,1-Dichloroethene	<0.4	91.40
	trans-1,2-Dichloroethene	<0.4	N/E
	cis-1,2-Dichloroethene	<0.4	N/E
	Chloroform	0.05 (adjusted)	44.80
	1,1,1-Trichloroethane	<0.55	2290.00
	Carbon tetrachloride	<0.63	45.70
	Benzene	0.82	0.32
	Trichloroethene	<0.27	0.37
	Toluene	4.7 (adjusted)	2290.00
	Tetrachloroethene	<0.68	9.60
#3 Masonic Offices	Vinyl chloride	<0.26	0.28
	Chloroethane	<0.26	4750.00
	1,1-Dichloroethene	<0.4	91.40
	trans-1,2-Dichloroethene	<0.4	N/E
	cis-1,2-Dichloroethene	<0.4	N/E
	Chloroform	0.05 (adjusted)	44.80
	1,1,1-Trichloroethane	<0.55	2290.00
	Carbon tetrachloride	<0.63	45.70
	Benzene	0.38	0.32
	Trichloroethene	<0.27	0.37
	Toluene	24.2 (adjusted)	2290.00
	Tetrachloroethene	1.1	9.60

Table 1
Market Plaza Indoor Air Sample Results

Location Sample ID	Compound	Concentration µg/m3	2015 Vapor Intrusion Cleanup Level Method B µg/m3
#4 Masonic South Lodge	Vinyl chloride	<0.26	0.28
	Chloroethane	<0.26	4750.00
	1,1-Dichloroethene	<0.4	91.40
	trans-1,2-Dichloroethene	<0.4	N/E
	cis-1,2-Dichloroethene	0.44	N/E
	Chloroform	0.38 (adjusted)	44.80
	1,1,1-Trichloroethane	<0.55	2290.00
	Carbon tetrachloride	<0.63	45.70
	Benzene	0.74	0.32
	Trichloroethene	<0.27	0.37
	Toluene	65.2 (adjusted)	2290.00
	Tetrachloroethene	7.5	9.60
#5 Masonic Dining Room	Vinyl chloride	<0.26	0.28
	Chloroethane	<0.26	4750.00
	1,1-Dichloroethene	<0.4	91.40
	trans-1,2-Dichloroethene	<0.4	N/E
	cis-1,2-Dichloroethene	0.63	N/E
	Chloroform	0.27 (adjusted)	44.80
	1,1,1-Trichloroethane	<0.55	2290.00
	Carbon tetrachloride	<0.63	45.70
	Benzene	0.59	0.32
	Trichloroethene	0.34	0.37
	Toluene	129.2 (adjusted)	2290.00
	Tetrachloroethene	6.8	9.60
#6 Head Start Storage	Vinyl chloride	<0.26	0.28
	Chloroethane	<0.26	4750.00
	1,1-Dichloroethene	<0.4	91.40
	trans-1,2-Dichloroethene	<0.4	N/E
	cis-1,2-Dichloroethene	2.5	N/E
	Chloroform	0.30 (adjusted)	44.80
	1,1,1-Trichloroethane	<0.55	2290.00
	Carbon tetrachloride	0.64	45.70
	Benzene	0.54	0.32
	Trichloroethene	1.2	0.37
	Toluene	42.2 (adjusted)	2290.00
	Tetrachloroethene	23	9.60

Table 1
Market Plaza Indoor Air Sample Results

Location Sample ID	Compound	Concentration µg/m3	2015 Vapor Intrusion Cleanup Level Method B µg/m3
#7 Dry Cleaner East Side	Vinyl chloride	<0.26	0.28
	Chloroethane	<0.26	4750.00
	1,1-Dichloroethene	<0.4	91.40
	trans-1,2-Dichloroethene	<0.4	N/E
	cis-1,2-Dichloroethene	18	N/E
	Chloroform	0.23 (adjusted)	44.80
	1,1,1-Trichloroethane	<0.55	2290.00
	Carbon tetrachloride	<0.63	45.70
	Benzene	0.47	0.32
	Trichloroethene	11	0.37
	Toluene	73.2 (adjusted)	2290.00
	Tetrachloroethene	160	9.60
#8 Dry Cleaner West Side	Vinyl chloride	0.35	0.28
	Chloroethane	<0.26	4750.00
	1,1-Dichloroethene	<0.4	91.40
	trans-1,2-Dichloroethene	0.73	N/E
	cis-1,2-Dichloroethene	40	N/E
	Chloroform	0.38 (adjusted)	44.80
	1,1,1-Trichloroethane	<0.55	2290.00
	Carbon tetrachloride	<0.63	45.70
	Benzene	0.44	0.32
	Trichloroethene	20	.37
	Toluene	68.2 (adjusted)	2290.00
	Tetrachloroethene	310	9.60

6.0 DISCUSSION

The Washington State Department of Ecology document, ‘*Guidance for Evaluating Soil Vapor Intrusion in Washington State: Investigation and Remedial Action*’, states “If indoor air concentrations are above acceptable levels and it appears that the vapor intrusion contribution has led to concentrations above acceptable levels, action must be taken.” Where measured indoor concentrations are above acceptable levels, such as those found in the Head Start storage room and the former dry cleaner sites, mitigation or other effective actions should be quickly taken as interim measures.

7.0 CONCLUSION

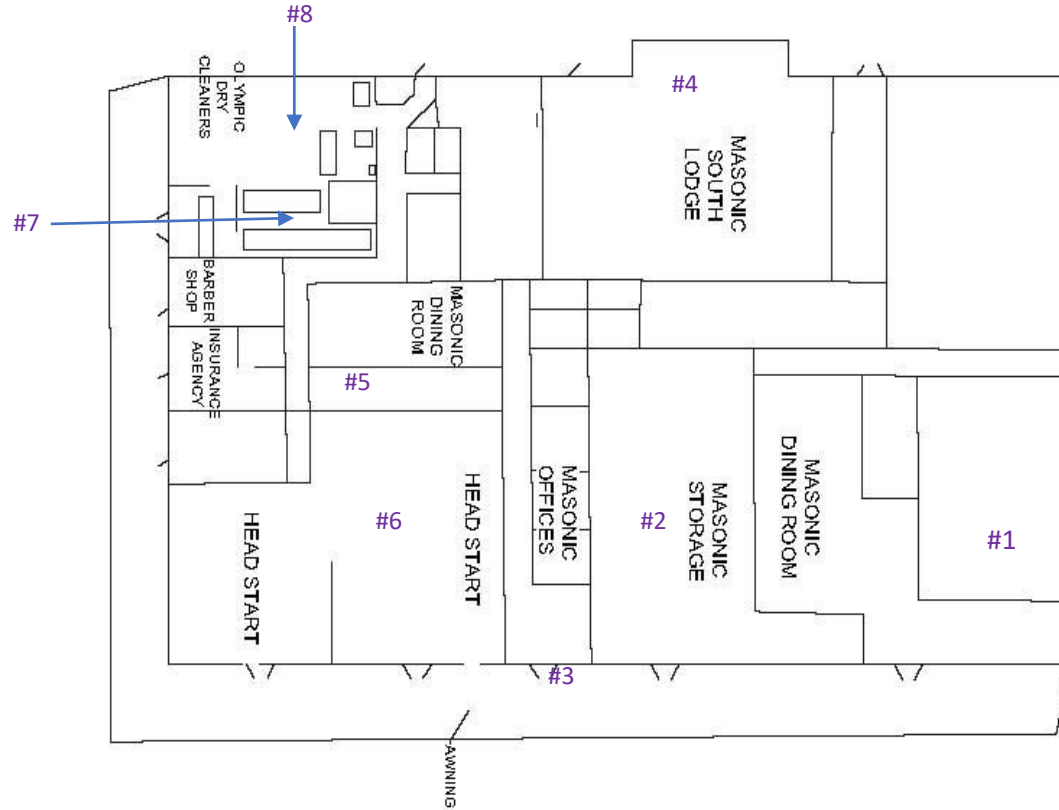
The limited indoor air sampling results indicate that the contaminant VOCs present in ground water, soil vapor and impacted soils have adversely affected indoor air quality within occupied

spaces inside the Market Plaza. TCE and PCE concentrations measured in the Head Start storage room and the former drycleaner were orders of magnitude above the applicable MTCA vapor intrusion cleanup levels. Market Plaza LLC should implement methods to mitigate vapor intrusion pathways in the Head Start storage room and the former drycleaner locations.

APPENDIX A

DIAGRAM OF INDOOR AIR SAMPLING LOCATIONS

Exhibit 1



Market Plaza Indoor Air Sampling Locations

**APPENDIX B
LABORATORY REPORT**

FRIEDMAN & BRUYA, INC.

ENVIRONMENTAL CHEMISTS

James E. Bruya, Ph.D.
Yelena Aravkina, M.S.
Michael Erdahl, B.S.
Arina Podnozova, B.S.
Eric Young, B.S.

3012 16th Avenue West
Seattle, WA 98119-2029
(206) 285-8282
fbi@isomedia.com
www.friedmanandbruya.com

June 21, 2018

Kathie Lavaty, Project Manager
Terracon
Pacific Cascade Building
21905 64th Ave. W., Suite 100
Mountlake Terrace, WA 98043

Dear Ms Lavaty:

Included are the results from the testing of material submitted on June 8, 2018 from the Olympic Plaza 811871913, F&BI 806150 project. There are 15 pages included in this report.

We appreciate this opportunity to be of service to you and hope you will call if you should have any questions.

Sincerely,

FRIEDMAN & BRUYA, INC.



Michael Erdahl
Project Manager

Enclosures
TRC0621R.DOC

FRIEDMAN & BRUYA, INC.

ENVIRONMENTAL CHEMISTS

CASE NARRATIVE

This case narrative encompasses samples received on June 8, 2018 by Friedman & Bruya, Inc. from the Terracon Olympic Plaza 811871913, F&BI 806150 project. Samples were logged in under the laboratory ID's listed below.

<u>Laboratory ID</u>	<u>Terracon</u>
806150 -01	1 Roof top No. 1
806150 -02	2 Roof top No. 2
806150 -03	3 Masonic NW Corner
806150 -04	4 Masonic Storage
806150 -05	5 Masonic Offices
806150 -06	6 Masonic S Lodge
806150 -07	7 Masonic Dining Room
806150 -08	8 W End Start Storage
806150 -09	9 Dry Cleaner East End
806150 -10	10 Dry Cleaner W Side
806150 -11	11 OD No. 3 (outdoor)

All quality control requirements were acceptable.

FRIEDMAN & BRUYA, INC.

ENVIRONMENTAL CHEMISTS

Analysis For Volatile Compounds By Method TO-15

Client Sample ID:	1 Roof top No. 1	Client:	Terracon
Date Received:	06/08/18	Project:	Olympic Plaza 811871913, F&BI 806150
Date Collected:	06/07/18	Lab ID:	806150-01
Date Analyzed:	06/13/18	Data File:	061309.D
Matrix:	Air	Instrument:	GCMS7
Units:	ug/m3	Operator:	MP

Surrogates:	% Recovery:	Lower Limit:	Upper Limit:
4-Bromofluorobenzene	101	70	130

Compounds:	Concentration	
	ug/m3	ppbv
Vinyl chloride	<0.26	<0.1
Chloroethane	<0.26	<0.1
1,1-Dichloroethene	<0.4	<0.1
trans-1,2-Dichloroethene	<0.4	<0.1
cis-1,2-Dichloroethene	<0.4	<0.1
Chloroform	0.11	0.022
1,1,1-Trichloroethane	<0.55	<0.1
Carbon tetrachloride	<0.63	<0.1
Benzene	<0.32	<0.1
Trichloroethene	<0.27	<0.05
Toluene	0.83	0.22
Tetrachloroethene	<0.68	<0.1

FRIEDMAN & BRUYA, INC.

ENVIRONMENTAL CHEMISTS

Analysis For Volatile Compounds By Method TO-15

Client Sample ID:	2 Roof top No. 2	Client:	Terracon
Date Received:	06/08/18	Project:	Olympic Plaza 811871913, F&BI 806150
Date Collected:	06/07/18	Lab ID:	806150-02
Date Analyzed:	06/13/18	Data File:	061310.D
Matrix:	Air	Instrument:	GCMS7
Units:	ug/m3	Operator:	MP

Surrogates:	% Recovery:	Lower Limit:	Upper Limit:
4-Bromofluorobenzene	95	70	130

Compounds:	Concentration	
	ug/m3	ppbv
Vinyl chloride	<0.26	<0.1
Chloroethane	<0.26	<0.1
1,1-Dichloroethene	<0.4	<0.1
trans-1,2-Dichloroethene	<0.4	<0.1
cis-1,2-Dichloroethene	<0.4	<0.1
Chloroform	0.11	0.023
1,1,1-Trichloroethane	<0.55	<0.1
Carbon tetrachloride	<0.63	<0.1
Benzene	<0.32	<0.1
Trichloroethene	<0.27	<0.05
Toluene	0.64	0.17
Tetrachloroethene	0.74	0.11

FRIEDMAN & BRUYA, INC.

ENVIRONMENTAL CHEMISTS

Analysis For Volatile Compounds By Method TO-15

Client Sample ID:	3 Masonic NW Corner	Client:	Terracon
Date Received:	06/08/18	Project:	Olympic Plaza 811871913, F&BI 806150
Date Collected:	06/07/18	Lab ID:	806150-03
Date Analyzed:	06/13/18	Data File:	061311.D
Matrix:	Air	Instrument:	GCMS7
Units:	ug/m3	Operator:	MP

Surrogates:	% Recovery:	Lower Limit:	Upper Limit:
4-Bromofluorobenzene	94	70	130

Compounds:	Concentration	
	ug/m3	ppbv
Vinyl chloride	<0.26	<0.1
Chloroethane	<0.26	<0.1
1,1-Dichloroethene	<0.4	<0.1
trans-1,2-Dichloroethene	<0.4	<0.1
cis-1,2-Dichloroethene	<0.4	<0.1
Chloroform	1.2	0.25
1,1,1-Trichloroethane	<0.55	<0.1
Carbon tetrachloride	<0.63	<0.1
Benzene	0.61	0.19
Trichloroethene	<0.27	<0.05
Toluene	17	4.5
Tetrachloroethene	0.83	0.12

FRIEDMAN & BRUYA, INC.

ENVIRONMENTAL CHEMISTS

Analysis For Volatile Compounds By Method TO-15

Client Sample ID:	4 Masonic Storage	Client:	Terracon
Date Received:	06/08/18	Project:	Olympic Plaza 811871913, F&BI 806150
Date Collected:	06/07/18	Lab ID:	806150-04
Date Analyzed:	06/13/18	Data File:	061312.D
Matrix:	Air	Instrument:	GCMS7
Units:	ug/m3	Operator:	MP

Surrogates:	% Recovery:	Lower Limit:	Upper Limit:
4-Bromofluorobenzene	94	70	130

Compounds:	Concentration	
	ug/m3	ppbv
Vinyl chloride	<0.26	<0.1
Chloroethane	<0.26	<0.1
1,1-Dichloroethene	<0.4	<0.1
trans-1,2-Dichloroethene	<0.4	<0.1
cis-1,2-Dichloroethene	<0.4	<0.1
Chloroform	0.16	0.033
1,1,1-Trichloroethane	<0.55	<0.1
Carbon tetrachloride	<0.63	<0.1
Benzene	0.82	0.26
Trichloroethene	<0.27	<0.05
Toluene	5.5	1.5
Tetrachloroethene	<0.68	<0.1

FRIEDMAN & BRUYA, INC.

ENVIRONMENTAL CHEMISTS

Analysis For Volatile Compounds By Method TO-15

Client Sample ID:	5 Masonic Offices	Client:	Terracon
Date Received:	06/08/18	Project:	Olympic Plaza 811871913, F&BI 806150
Date Collected:	06/07/18	Lab ID:	806150-05
Date Analyzed:	06/13/18	Data File:	061313.D
Matrix:	Air	Instrument:	GCMS7
Units:	ug/m3	Operator:	MP

Surrogates:	% Recovery:	Lower Limit:	Upper Limit:
4-Bromofluorobenzene	101	70	130

Compounds:	Concentration	
	ug/m3	ppbv
Vinyl chloride	<0.26	<0.1
Chloroethane	<0.26	<0.1
1,1-Dichloroethene	<0.4	<0.1
trans-1,2-Dichloroethene	<0.4	<0.1
cis-1,2-Dichloroethene	<0.4	<0.1
Chloroform	0.16	0.032
1,1,1-Trichloroethane	<0.55	<0.1
Carbon tetrachloride	<0.63	<0.1
Benzene	0.38	0.12
Trichloroethene	<0.27	<0.05
Toluene	25	6.6
Tetrachloroethene	1.1	0.17

FRIEDMAN & BRUYA, INC.

ENVIRONMENTAL CHEMISTS

Analysis For Volatile Compounds By Method TO-15

Client Sample ID:	6 Masonic S Lodge	Client:	Terracon
Date Received:	06/08/18	Project:	Olympic Plaza 811871913, F&BI 806150
Date Collected:	06/07/18	Lab ID:	806150-06
Date Analyzed:	06/13/18	Data File:	061314.D
Matrix:	Air	Instrument:	GCMS7
Units:	ug/m3	Operator:	MP

Surrogates:	% Recovery:	Lower Limit:	Upper Limit:
4-Bromofluorobenzene	92	70	130

Compounds:	Concentration	
	ug/m3	ppbv
Vinyl chloride	<0.26	<0.1
Chloroethane	<0.26	<0.1
1,1-Dichloroethene	<0.4	<0.1
trans-1,2-Dichloroethene	<0.4	<0.1
cis-1,2-Dichloroethene	0.44	0.11
Chloroform	0.49	0.10
1,1,1-Trichloroethane	<0.55	<0.1
Carbon tetrachloride	<0.63	<0.1
Benzene	0.74	0.23
Trichloroethene	<0.27	<0.05
Toluene	66	18
Tetrachloroethene	7.5	1.1

FRIEDMAN & BRUYA, INC.

ENVIRONMENTAL CHEMISTS

Analysis For Volatile Compounds By Method TO-15

Client Sample ID:	7 Masonic Dining Room	Client:	Terracon
Date Received:	06/08/18	Project:	Olympic Plaza 811871913, F&BI 806150
Date Collected:	06/07/18	Lab ID:	806150-07
Date Analyzed:	06/13/18	Data File:	061315.D
Matrix:	Air	Instrument:	GCMS7
Units:	ug/m3	Operator:	MP

Surrogates:	% Recovery:	Lower Limit:	Upper Limit:
4-Bromofluorobenzene	91	70	130

Compounds:	Concentration	
	ug/m3	ppbv
Vinyl chloride	<0.26	<0.1
Chloroethane	<0.26	<0.1
1,1-Dichloroethene	<0.4	<0.1
trans-1,2-Dichloroethene	<0.4	<0.1
cis-1,2-Dichloroethene	0.63	0.16
Chloroform	0.38	0.077
1,1,1-Trichloroethane	<0.55	<0.1
Carbon tetrachloride	<0.63	<0.1
Benzene	0.59	0.18
Trichloroethene	0.34	0.064
Toluene	130	35
Tetrachloroethene	6.8	1.0

FRIEDMAN & BRUYA, INC.

ENVIRONMENTAL CHEMISTS

Analysis For Volatile Compounds By Method TO-15

Client Sample ID:	8 W End Start Storage	Client:	Terracon
Date Received:	06/08/18	Project:	Olympic Plaza 811871913, F&BI 806150
Date Collected:	06/07/18	Lab ID:	806150-08
Date Analyzed:	06/13/18	Data File:	061316.D
Matrix:	Air	Instrument:	GCMS7
Units:	ug/m3	Operator:	MP

Surrogates:	% Recovery:	Lower Limit:	Upper Limit:
4-Bromofluorobenzene	91	70	130

Compounds:	Concentration	
	ug/m3	ppbv
Vinyl chloride	<0.26	<0.1
Chloroethane	<0.26	<0.1
1,1-Dichloroethene	<0.4	<0.1
trans-1,2-Dichloroethene	<0.4	<0.1
cis-1,2-Dichloroethene	2.5	0.64
Chloroform	0.41	0.083
1,1,1-Trichloroethane	<0.55	<0.1
Carbon tetrachloride	0.64	0.10
Benzene	0.54	0.17
Trichloroethene	1.2	0.23
Toluene	43	12
Tetrachloroethene	23	3.3

FRIEDMAN & BRUYA, INC.

ENVIRONMENTAL CHEMISTS

Analysis For Volatile Compounds By Method TO-15

Client Sample ID:	9 Dry Cleaner East End	Client:	Terracon
Date Received:	06/08/18	Project:	Olympic Plaza 811871913, F&BI 806150
Date Collected:	06/07/18	Lab ID:	806150-09
Date Analyzed:	06/13/18	Data File:	061317.D
Matrix:	Air	Instrument:	GCMS7
Units:	ug/m3	Operator:	MP

Surrogates:	% Recovery:	Lower Limit:	Upper Limit:
4-Bromofluorobenzene	90	70	130

Compounds:	Concentration	
	ug/m3	ppbv
Vinyl chloride	<0.26	<0.1
Chloroethane	<0.26	<0.1
1,1-Dichloroethene	<0.4	<0.1
trans-1,2-Dichloroethene	<0.4	<0.1
cis-1,2-Dichloroethene	18	4.6
Chloroform	0.34	0.070
1,1,1-Trichloroethane	<0.55	<0.1
Carbon tetrachloride	<0.63	<0.1
Benzene	0.47	0.15
Trichloroethene	11	2.0
Toluene	74	20
Tetrachloroethene	160	23

FRIEDMAN & BRUYA, INC.

ENVIRONMENTAL CHEMISTS

Analysis For Volatile Compounds By Method TO-15

Client Sample ID:	10 Dry Cleaner W Side	Client:	Terracon
Date Received:	06/08/18	Project:	Olympic Plaza 811871913, F&BI 806150
Date Collected:	06/07/18	Lab ID:	806150-10
Date Analyzed:	06/14/18	Data File:	061318.D
Matrix:	Air	Instrument:	GCMS7
Units:	ug/m3	Operator:	MP

Surrogates:	% Recovery:	Lower Limit:	Upper Limit:
4-Bromofluorobenzene	87	70	130

Compounds:	Concentration	
	ug/m3	ppbv
Vinyl chloride	0.35	0.14
Chloroethane	<0.26	<0.1
1,1-Dichloroethene	<0.4	<0.1
trans-1,2-Dichloroethene	0.73	0.18
cis-1,2-Dichloroethene	40	10
Chloroform	0.49	0.10
1,1,1-Trichloroethane	<0.55	<0.1
Carbon tetrachloride	<0.63	<0.1
Benzene	0.44	0.14
Trichloroethene	20	3.6
Toluene	69	18
Tetrachloroethene	310	46

FRIEDMAN & BRUYA, INC.

ENVIRONMENTAL CHEMISTS

Analysis For Volatile Compounds By Method TO-15

Client Sample ID:	11 OD No. 3 (outdoor)	Client:	Terracon
Date Received:	06/08/18	Project:	Olympic Plaza 811871913, F&BI 806150
Date Collected:	06/07/18	Lab ID:	806150-11
Date Analyzed:	06/14/18	Data File:	061319.D
Matrix:	Air	Instrument:	GCMS7
Units:	ug/m3	Operator:	MP

Surrogates:	% Recovery:	Lower Limit:	Upper Limit:
4-Bromofluorobenzene	93	70	130

Compounds:	Concentration	
	ug/m3	ppbv
Vinyl chloride	<0.26	<0.1
Chloroethane	<0.26	<0.1
1,1-Dichloroethene	<0.4	<0.1
trans-1,2-Dichloroethene	<0.4	<0.1
cis-1,2-Dichloroethene	<0.4	<0.1
Chloroform	0.11	0.022
1,1,1-Trichloroethane	<0.55	<0.1
Carbon tetrachloride	<0.63	<0.1
Benzene	<0.32	<0.1
Trichloroethene	<0.27	<0.05
Toluene	0.92	0.24
Tetrachloroethene	<0.68	<0.1

FRIEDMAN & BRUYA, INC.

ENVIRONMENTAL CHEMISTS

Analysis For Volatile Compounds By Method TO-15

Client Sample ID:	Method Blank	Client:	Terracon
Date Received:	Not Applicable	Project:	Olympic Plaza 811871913, F&BI 806150
Date Collected:	Not Applicable	Lab ID:	08-1253 mb
Date Analyzed:	06/13/18	Data File:	061308.D
Matrix:	Air	Instrument:	GCMS7
Units:	ug/m3	Operator:	MP

Surrogates:	% Recovery:	Lower Limit:	Upper Limit:
4-Bromofluorobenzene	93	70	130

Compounds:	Concentration	
	ug/m3	ppbv
Vinyl chloride	<0.26	<0.1
Chloroethane	<0.26	<0.1
1,1-Dichloroethene	<0.4	<0.1
trans-1,2-Dichloroethene	<0.4	<0.1
cis-1,2-Dichloroethene	<0.4	<0.1
Chloroform	<0.049	<0.01
1,1,1-Trichloroethane	<0.55	<0.1
Carbon tetrachloride	<0.63	<0.1
Benzene	<0.32	<0.1
Trichloroethene	<0.27	<0.05
Toluene	<0.38	<0.1
Tetrachloroethene	<0.68	<0.1

FRIEDMAN & BRUYA, INC.

ENVIRONMENTAL CHEMISTS

Date of Report: 06/21/18

Date Received: 06/08/18

Project: Olympic Plaza 811871913, F&BI 806150

**QUALITY ASSURANCE RESULTS FOR THE ANALYSIS OF AIR SAMPLES
FOR VOLATILES BY METHOD TO-15**

Laboratory Code: Laboratory Control Sample

Analyte	Reporting Units	Spike Level	Percent	Acceptance Criteria
			Recovery LCS	
Vinyl chloride	ppbv	10	89	70-130
Chloroethane	ppbv	10	87	70-130
1,1-Dichloroethene	ppbv	10	97	70-130
trans-1,2-Dichloroethene	ppbv	10	98	70-130
cis-1,2-Dichloroethene	ppbv	10	100	70-130
Chloroform	ppbv	10	101	70-130
1,1,1-Trichloroethane	ppbv	10	113	70-130
Carbon tetrachloride	ppbv	10	117	70-130
Benzene	ppbv	10	92	70-130
Trichloroethene	ppbv	10	105	70-130
Toluene	ppbv	10	94	70-130
Tetrachloroethene	ppbv	10	108	70-130

FRIEDMAN & BRUYA, INC.

ENVIRONMENTAL CHEMISTS

Data Qualifiers & Definitions

- a - The analyte was detected at a level less than five times the reporting limit. The RPD results may not provide reliable information on the variability of the analysis.
- b - The analyte was spiked at a level that was less than five times that present in the sample. Matrix spike recoveries may not be meaningful.
- ca - The calibration results for the analyte were outside of acceptance criteria. The value reported is an estimate.
- c - The presence of the analyte may be due to carryover from previous sample injections.
- cf - The sample was centrifuged prior to analysis.
- d - The sample was diluted. Detection limits were raised and surrogate recoveries may not be meaningful.
- dv - Insufficient sample volume was available to achieve normal reporting limits.
- f - The sample was laboratory filtered prior to analysis.
- fb - The analyte was detected in the method blank.
- fc - The compound is a common laboratory and field contaminant.
- hr - The sample and duplicate were reextracted and reanalyzed. RPD results were still outside of control limits. Variability is attributed to sample inhomogeneity.
- hs - Headspace was present in the container used for analysis.
- ht - The analysis was performed outside the method or client-specified holding time requirement.
- ip - Recovery fell outside of control limits. Compounds in the sample matrix interfered with the quantitation of the analyte.
- j - The analyte concentration is reported below the lowest calibration standard. The value reported is an estimate.
- J - The internal standard associated with the analyte is out of control limits. The reported concentration is an estimate.
- jl - The laboratory control sample(s) percent recovery and/or RPD were out of control limits. The reported concentration should be considered an estimate.
- js - The surrogate associated with the analyte is out of control limits. The reported concentration should be considered an estimate.
- lc - The presence of the analyte is likely due to laboratory contamination.
- L - The reported concentration was generated from a library search.
- nm - The analyte was not detected in one or more of the duplicate analyses. Therefore, calculation of the RPD is not applicable.
- pc - The sample was received with incorrect preservation or in a container not approved by the method. The value reported should be considered an estimate.
- ve - The analyte response exceeded the valid instrument calibration range. The value reported is an estimate.
- vo - The value reported fell outside the control limits established for this analyte.
- x - The sample chromatographic pattern does not resemble the fuel standard used for quantitation.

806150

SAMPLE CHAIN OF CUSTODY

ME 6/8/18

Report To Kathie Lovatly
 Company Terracota
 Address _____
 City, State, ZIP _____
 Phone _____ Email _____

SAMPLERS (signature) [Signature]
 PROJECT NAME 014 m pre Plaza
 REPORTING LEVEL Indoor Air Deep Soil Gas
 Sub Slab/Soil Gas SVE/Grab
 INVOICE TO Kathie Lovatly
 PO# 21187191

TURNAROUND TIME _____
 SAMPLE DISPOSAL
 Standard
 RUSH
 Rush charges authorized by: _____
 Dispose after 30 days
 Archive Samples
 Other _____

ANALYSIS REQUESTED

Sample Name	Lab ID	Canister ID	Flow Contr. ID	Date Sampled	Field Initial Press. (Hg)	Field Initial Time	Field Final Press. (Hg)	Field Final Time	TO-15 Full Scan	TO-15 BTEXN	TO-15 cVOCs	TO-15 select list	Notes
1 Roof Top #1	01	18545	07250	6/7/18	-30	10:21	-5	6:22				X	cVOCs, Benzene, Toluene,
2 Roof Top #2	02	21484	07871	6-7-18	-30	10:22	-0	6:22				X	Chloroform, Carbon Tetrachloride,
MASONRY	03	20550	08181	6/7/18	-30	10:30	0	6:37				X	Chloroethane
MASONRY	04	20544	07854	6/7/18	-29	10:35	-2	6:39				X	
MASONRY	05	18528	07852	6/7/18	-30		-5	6:41				X	
MASONRY	06	23233	07849	6/7/18	-28	10:45	-6	6:43				X	
MASONRY	07	20552	05852	6/7/18	-29	10:49	-6	6:43				X	

Samples received at 22°C

Please report compounds per email.

SIGNATURE	PRINT NAME	COMPANY	DATE	TIME
<u>[Signature]</u>	<u>Kathie Lovatly</u>	<u>Terracota</u>	<u>6-8-18</u>	<u>14:58</u>
<u>[Signature]</u>	<u>Liza Rodford</u>	<u>FBI</u>	<u>6/8/18</u>	<u>14:58</u>
Received by:				

Friedman & Bruya, Inc.
 3012 16th Avenue West
 Seattle, WA 98119-2029
 Ph. (206) 285-8282
 Fax (206) 283-5044

806150

SAMPLE CHAIN OF CUSTODY

ME 6/8/18

Report To Kathie Lavalley

Company Terrason

Address _____

City, State, ZIP _____

Phone _____ Email _____

SAMPLERS (signature) Kathie Lavalley

PROJECT NAME Olympic Plaza

REPORTING LEVEL Indoor Air Deep Soil Gas
 Sub Slab/Soil Gas SVE/Grab

PO # 8187191

INVOICE TO Kathie Lavalley

TURNAROUND TIME Standard RUSH

Rush charges authorized by: _____

SAMPLE DISPOSAL Dispose after 30 days Archive Samples Other

Sample Name	Lab ID	Canister ID	Flow Contr. ID	Date Sampled	Field Initial Press. (Hg)	Field Initial Time	Field Final Press. (Hg)	Field Final Time	ANALYSIS REQUESTED	Notes
Head Start	08	20543	07846	6-7-18	-29	10:50	-2	6:47	TO-15 Full Scan TO-15 BTEXN TO-15 cVOCs TO-15 select list	
Org Storage	09	20232	05364	6-7-18	-20	10:52	-7	6:48		
Org Cleaner	10	21493	07851	6-7-18	-29	10:58	-7	6:48		
Org Clean (outdoor)	11	20544	07846	6-7-18	-29	10:40	-9	6:52		

Friedman & Bruya, Inc.
3012 16th Avenue West

Seattle, WA 98119-2029

Ph. (206) 285-8282

Fax (206) 283-5044

FORMS\OCC\OCCCTO-18.DOC

SIGNATURE	PRINT NAME	COMPANY	DATE	TIME
<u>[Signature]</u>	<u>Kathie Lavalley</u>	<u>Terrason</u>	<u>6-8-18</u>	<u>14:58</u>
<u>[Signature]</u>	<u>Cisa Redford</u>	<u>FBI</u>	<u>6/8/18</u>	<u>19:58</u>
Received by:				

APPENDIX G – WATER WELL LOGS

APPENDIX H – WASTE DISPOSAL DOCUMENTATION

GENERATOR

INT'L

TRANSPORTER

DESIGNATED FACILITY

NON-HAZARDOUS WASTE MANIFEST	1. Generator ID Number N/A	2. Page 1 of 1	3. Emergency Response Phone (800) 337 7455	4. Waste Tracking Number CCH-070319-01					
5. Generator's Name and Mailing Address Catalyst Capital Holdings LLC 7124 street NE Washington, DC 20007 (425) 697 1126 Attn: Lauren Thompson		Generator's Site Address (if different than mailing address) 220 Olympic Boulevard Everett, WA 98203							
Generator's Phone:		U.S. EPA ID Number WA0000047217							
6. Transporter 1 Company Name Chemical Waste Management of the Northwest		U.S. EPA ID Number ORD089452353							
7. Transporter 2 Company Name Chemical Waste Management of the Northwest		U.S. EPA ID Number ORD089452353							
8. Designated Facility Name and Site Address Chemical Waste Management of the Northwest 17879 Cedar Springs Lane Arlington, OR 97812 (541) 454-2643		U.S. EPA ID Number ORD089452353							
Facility's Phone:									
9. Waste Shipping Name and Description		10. Containers		11. Total Quantity	12. Unit Wt./Vol.				
		No.	Type						
1. Material Not Regulated by DOT (non-reg IDW Soil)		006 005	DM	2500	P	K004			
2. Material Not Regulated by DOT (non-reg IDW water)		004 005	DM	1500	P	K004			
3.									
4.									
13. Special Handling Instructions and Additional Information OR342337-STAB01									
14. GENERATOR'S/OFFEROR'S CERTIFICATION: I hereby declare that the contents of this consignment are fully and accurately described above by the proper shipping name, and are classified, packaged, marked and labeled/placarded, and are in all respects in proper condition for transport according to applicable international and national governmental regulations.									
Generator's/Offeror's Printed/Typed Name Lauren Thompson					Signature <i>[Signature]</i>		Month 7	Day 8	Year 19
15. International Shipments <input type="checkbox"/> Import to U.S. <input type="checkbox"/> Export from U.S. Port of entry/exit: _____ Date leaving U.S.: _____									
16. Transporter Acknowledgment of Receipt of Materials									
Transporter 1 Printed/Typed Name Jacob Burke					Signature <i>[Signature]</i>		Month 7	Day 8	Year 19
Transporter 2 Printed/Typed Name Kenneth...					Signature <i>[Signature]</i>		Month 7	Day 8	Year 19
17. Discrepancy									
17a. Discrepancy Indication Space <input type="checkbox"/> Quantity <input type="checkbox"/> Type <input type="checkbox"/> Residue <input type="checkbox"/> Partial Rejection <input type="checkbox"/> Full Rejection									
Manifest Reference Number: _____									
17b. Alternate Facility (or Generator)					U.S. EPA ID Number				
Facility's Phone: _____									
17c. Signature of Alternate Facility (or Generator)									
18. Designated Facility Owner or Operator: Certification of receipt of materials covered by the manifest except as noted in Item 17a									
Printed/Typed Name					Signature		Month	Day	Year