

November 26, 2019

Whitney's Chevrolet, Inc.
c/o Mr. Clark Davis
Davis Law Office, PLLC
7525 Pioneer Way, Suite 101
Gig Harbor, Washington 98335

Re: Quarterly Groundwater Monitoring and Remediation System Status Report – June 2019
Whitney's Chevrolet, Inc.
Agreed Order No. DE 11121
123 West Pioneer Avenue
Montesano, Washington

EPI Project Number: 51201.19

Dear Mr. Davis:

Environmental Partners, Inc. (EPI) is pleased to present this Quarterly Groundwater Monitoring Report for June 2019 for the Whitney's Chevrolet, Inc. Site in Montesano, Washington (the Site). The location of the Whitney's Chevrolet facility at 123 West Pioneer Avenue is indicated on Figure 1. The Site details are shown on Figure 2.

The following four properties are either fully or partially encompassed by the Site:

- Whitney's Chevrolet;
- Umpqua Bank;
- Charlie's Bar/Veterans of Foreign Wars (VFW) Post #2455; and
- Tony's Short Stop.

In addition, the Site includes portions of the City of Montesano rights-of-way for West Pioneer Avenue, South First Street, and South Main Street.

The quarterly groundwater monitoring and sampling were conducted in accordance with the *Groundwater Compliance Monitoring Plan*, dated May 3, 2013 (GCMP). The GCMP was approved by the Washington State Department of Ecology (Ecology) and has been incorporated into Agreed Order DE 11121, dated March 30, 2015 (the Order). In accordance with the GCMP, a total of 11 monitoring wells were scheduled for sampling during this event.

GROUNDWATER MONITORING AND SAMPLING PROCEDURES

The air sparging/soil vapor extraction (AS/SVE) remediation system at the Site was shut down on June 3, 2019 prior to the sampling event to allow for stabilization of the groundwater surface to natural conditions. On June 4 through June 6, 2019, EPI personnel measured groundwater levels in 28 monitoring wells. Eleven groundwater samples plus one duplicate quality control sample were collected and submitted to Fremont Analytical Laboratory for chemical analysis, as described below.

Groundwater Measurements

Prior to groundwater sampling, a hydrocarbon interface probe was used to assess the potential presence of light non-aqueous phase liquid (LNAPL) in each of the monitoring wells and, if present, to measure the thickness of accumulated LNAPL. Groundwater samples were not collected from monitoring wells that contained measurable LNAPL or an observable sheen. The depth to water was measured to the nearest 0.01 foot in each monitoring well relative to the northernmost point on the well casing. This measurement was subtracted from the surveyed elevation to establish a piezometric elevation for the water table. Water levels were measured in 25 wells on June 4, 2019 and in 3 wells (KBMW-9, KBMW-10, and TSSMW-9) on June 6, 2019. Neither measurable LNAPL nor a hydrocarbon sheen were identified in Site monitoring wells during this event.

The piezometric elevation data indicate that groundwater migrates toward the southeast with an average hydraulic gradient of approximately 0.01 foot/foot, as measured between monitoring wells WCMW-9 and KBMW-12. These piezometric conditions are consistent with previous findings at the Site. A summary of groundwater elevation data for the Site is included in Table 1. A site representation with groundwater elevations and piezometric contours measured is included as Figure 3.

Groundwater Sampling and Analyses

Immediately prior to sample collection, each well was either purged until field measurements of pH, temperature, and conductivity stabilized to within 10 percent of the prior measurement or until three wetted casing volumes had been removed, whichever occurred first. Purging was performed using a peristaltic pump and dedicated tubing. Purge water was stored on-Site in properly labeled 55-gallon drums pending permitted disposal.

Wells were sampled using the same tubing and peristaltic pump used for purging. Sampling was conducted using low-flow sampling techniques to minimize sample volatilization and silt uptake. The groundwater samples were collected at a flow rate of less than 100 milliliters/minute and pumped directly into appropriate pre-labeled sample containers supplied by the laboratory.

All groundwater samples were submitted for the following analyses:

- Gasoline-range petroleum hydrocarbons (GRPH) using the Northwest Total Petroleum Hydrocarbons as Gasoline (NWTPH-Gx) Method; and

- Volatile organic compounds (VOCs) including the aromatic fuel hydrocarbons benzene, toluene, ethylbenzene, and total xylenes (BTEX), naphthalene, and tetrachloroethene (PCE) using U.S. Environmental Protection Agency (EPA) Method 8260C.

Immediately upon collection, each sample container was appropriately labeled and placed in an iced cooler pending submittal to the analytical laboratory. All samples were transported under standard Chain-of-Custody protocols to Fremont Analytical Laboratory in Seattle, Washington.

GROUNDWATER SAMPLE ANALYTICAL RESULTS

Laboratory-reported chemical analytical data are presented in Table 2 and summarized on Figure 4. Final laboratory analytical reports are included as Attachment A.

For the purposes of this report, it is assumed that GRPH, benzene, and PCE in groundwater are the primary chemicals of concern (COCs) for monitoring, and these chemicals serve as indicator hazardous substances for the dissolved-phase plume. Isoconcentration contours for GRPH, benzene, and PCE are depicted on Figures 5, 6, and 7 respectively.

GRPH was identified in samples collected from 5 of the 11 monitoring wells sampled during this event. Reported concentrations of GRPH ranged from 192 micrograms per liter ($\mu\text{g/L}$) in the groundwater sample collected from monitoring well KBMW-7 to 41,300 $\mu\text{g/L}$ in the sample collected from monitoring well WCMW-3. GRPH isoconcentration contours for the June 2019 sampling event are presented on Figure 5.

Benzene was identified in samples collected from 3 of the 11 monitoring wells sampled during this event. Reported concentrations of benzene ranged from 1.8 $\mu\text{g/L}$ in the sample collected from monitoring well KBMW-9 to 29 $\mu\text{g/L}$ in the sample collected from monitoring well WCMW-3. Benzene was not identified in the groundwater sample collected from monitoring well TSSMW-9. This finding continues to support a conclusion that benzene impacts originating from releases on the Whitney's Chevrolet, Inc. Site decrease to less than the MTCA Method A Groundwater Cleanup Level of 5 $\mu\text{g/L}$ upgradient of the Tony's Short Stop property. Benzene isoconcentration contours for the June 2019 sampling event are presented on Figure 6.

The GRPH and benzene data presented herein directly contradict prior representations to Ecology by the potentially liable persons (PLPs) for the Tony's Short Stop site that GRPH and benzene impacts previously observed at KBMW-12, immediately adjacent to, downgradient of, the former remedial excavation on the Tony's Short Stop property, are the result of impacts from the Whitney's Chevrolet, Inc. Site.

PCE was identified in samples collected from 3 of the 11 monitoring wells sampled during this event. Reported concentrations of PCE ranged from 11.6 $\mu\text{g/L}$ in the groundwater sample collected from monitoring well WCMW-4 to 38.6 $\mu\text{g/L}$ in the sample collected from monitoring well WCMW-2. PCE isoconcentration contours for the June 2019 sampling event are presented on Figure 7.

The third-quarter groundwater monitoring event is scheduled for August 2019. A total of 20 wells associated with the Whitney's Chevrolet, Inc. Site and 2 wells associated with the Tony's Short Stop property are scheduled for monitoring and sampling during the August 2019 monitoring event.

REMEDIATION SYSTEM OPERATION

The AS/SVE system was installed between October 2016 and March 2017 and started up on March 27, 2017 for continuous operation. Details of the AS/SVE system installation and startup were provided in the *Remedial Action System As-Built and Startup Report (As-Built Report)*, which was published on October 6, 2017. The As-Built Report was provided to Ecology for review and was approved by Mr. Marv Coleman.

The AS/SVE system at the Site it designed for remediation of the shallow aquifer. Extracted vapors were previously treated through granular activated carbon (GAC) to remove COCs prior to atmospheric discharge. The atmospheric point source discharge of the AS/SVE system is regulated under an Olympic Region Clean Air Agency (ORCAA) Notice of Construction permit. In February 2018, EPI requested and was granted approval from ORCAA to remove the vapor controls for system vapors based on a demonstration that the discharged concentrations were below the threshold that requires treatment. EPI will continue to monitor vapor concentrations at the point of discharge as part of the monthly operation and maintenance (O&M) tasks to ensure continued compliance with ORCAA's discharge criteria.

For the current reporting period, operations and maintenance (O&M) inspections were generally conducted on a monthly basis. During the O&M site visits, EPI personnel monitored and recorded system status and operational parameters and made necessary adjustments to the system components to optimize performance. Vapors at the inlet and outlet of the AS/SVE system were monitored with a photoionization detector (PID) to measure the concentration of volatile compounds and monitor for carbon breakthrough in accordance with the air permit requirements.

Samples of the system effluent vapors were also collected on each O&M visit and submitted for analysis to confirm compliance with the air permit, estimate a contaminant mass removal rate, and confirm that GAC treatment is no longer required. The vapor samples were collected into Tedlar® bags and submitted to Fremont Analytical in Seattle, Washington, for laboratory analysis. All samples were analyzed for GRPH by NWTPH-Gx Method, and for VOCs using EPA Method 8260. As noted above the system effluent was re-routed to bypass the GAC treatment in February 2018 after permission to do so from ORCAA. Therefore, only one vapor sample has been collected for laboratory analysis during subsequent vapor sampling events.


Based on the monitoring data and vapor analytical results, the AS/SVE system removed an estimated 731 pounds of GRPH from the time of initial system startup on February 15, 2017 through June 3, 2019. The AS/SVE system has removed about 3 pounds of GRPH during the second quarter of 2019. The winter and spring months, with higher water levels, typically exhibit the lowest rates of remediation system recovery.

Tabulated vapor emission data for the SVE system are summarized in Table 3. Tabulated mass removal and destruction efficiency data for the SVE system are summarized in Table 4. A copy of the laboratory analytical report for the system vapor samples is provided in Attachment B.

System monitoring data confirmed that the control efficiency and system discharges were in compliance with the ORCAA Notice of Construction permit limits.

EPI appreciates the opportunity to be of assistance on this project. If you have any questions or comments, please do not hesitate to contact us at (425) 395-0010.

Sincerely,



Thomas C. Morin, L.G.
President/Principal Geologist

Thomas C. Morin



Sean P. Trimble, P.E., L.G.
Senior Geologist

SEAN P. TRIMBLE

ENCLOSURES

Tables

Table 1	Groundwater Elevation Data
Table 2	Groundwater Analytical Results (in µg/L)
Table 3	Air Emission Analytical Results (in µg/L)
Table 4	System Mass Removal and Destruction Efficiency

Figures

Figure 1	General Vicinity Map
Figure 2	Site Representation with Site Boundary and Monitoring Well Locations
Figure 3	Site Representation with Water Table Piezometric Contours for June 2019
Figure 4	Site Representation with Summary of Groundwater Analytical Data
Figure 5	GRPH Isoconcentration Contours, June 2019
Figure 6	Benzene Isoconcentration Contours, June 2019
Figure 7	PCE Isoconcentration Contours, June 2019
Figure 8	Site Representation with AS/SVE/LNAPL System Layout

Attachments

Attachment A	Laboratory Analytical Data Reports for Groundwater
Attachment B	Laboratory Analytical Data Reports for System Vapors

Tables

Table 1
Groundwater Elevation Data
Quarterly Groundwater Monitoring and Remediation System Status Report – June 2019
Whitney's Chevrolet, Inc.
123 Pioneer Avenue, Montesano, Washington

Well ID	Date	Ground Elevation	PVC Casing Elevation ^a	Depth to Water ^b	LNAPL Thickness ^c	Water Table Elevation ^d
Monitoring Wells Associated With Whitney's Chevrolet Site						
WCMW-1	7/1/2008	40.41	39.84	15.11	0.00	24.73
	12/14/2009		39.84	14.13	0.00	25.71
	1/18/2010		39.84	12.98	0.00	26.86
WCMW-1R	10/31/2011	40.46	40.07	15.62	0.00	24.45
	1/31/2012		40.07	13.23	0.00	26.84
	5/7/2012		40.07	13.51	0.00	26.56
	8/20/2012		40.07	15.48	0.00	24.59
	8/5/2013		40.07	15.49	0.00	24.58
	11/11/2013		40.07	15.01	0.00	25.06
	2/17/2014		40.07	13.77	0.00	26.30
	5/19/2014		40.07	13.98	0.00	26.09
	8/11/2014		40.07	15.21	0.00	24.86
	11/17/2014		40.07	14.73	0.00	25.34
	2/25/2015		40.07	14.13	0.00	25.94
	5/21/2015		40.07	14.98	0.00	25.09
	8/3/2015		40.07	16.28	0.00	23.79
	11/24/2015		40.07	14.29	0.00	25.78
	2/23/2016		40.07	13.18	0.00	26.89
	5/9/2016		40.07	14.74	0.00	25.33
	8/23/2016		40.07	15.96	0.00	24.11
	11/29/2016		40.07	12.45	0.00	27.62
	2/14/2017		40.07	12.66	0.00	27.41
	5/25/2017		40.07	13.94	0.00	26.13
	8/7/2017		40.07	14.94	0.00	25.13
	11/28/17		40.07	12.65	0.00	27.42
	2/6/2018		40.07	13.15	0.00	26.92
5/29/2018	40.07	14.64	0.00	25.43		
8/14/2018	40.07	15.21	0.00	24.86		
12/5/2018	40.07	13.74	0.00	26.33		
2/20/2019	40.07	13.39	0.00	26.68		
6/4/2019	40.07	14.70	0.00	25.37		
WCMW-2	7/1/2008	40.88	40.42	16.42	0.00	24.00
	12/14/2009		40.42	15.42	0.00	25.00
	1/18/2010		40.42	14.46	0.00	25.96
	10/31/2011		40.42	16.78	0.10	23.72
	1/31/2012		40.42	14.55	0.00	25.87
	5/7/2012		40.42	14.79	0.00	25.63
	8/20/2012		40.42	15.53	0.03	24.91
	8/5/2013		40.42	16.55	0.02	23.89
	11/11/2013		40.42	16.16	Sheen	24.26
	2/17/2014		40.42	15.10	Sheen	25.32
	5/19/2014		40.42	15.00	Sheen	25.42
	8/11/2014		40.42	16.94	0.02	23.50
	11/17/2014		40.42	15.82	0.00	24.60
	2/25/2015		40.42	15.22	Sheen	25.20
	5/21/2015		40.42	16.09	0.01	24.34
	8/3/2015		40.42	17.74	0.54	23.11
	11/24/2015		40.42	15.47	0.04	24.98
	2/23/2016		40.42	13.40	Sheen	27.02
	5/9/2016		40.42	15.77	Sheen	24.65
	8/23/2016		40.42	17.43	0.51	23.40
	11/29/2016		40.42	13.72	0.00	26.70
	2/14/2017		40.42	13.91	0.00	26.51
	5/25/2017		40.42	15.01	0.00	25.41
8/7/2017	40.42	16.05	0.05	24.41		
11/28/2017	40.42	14.02	0.00	26.40		
2/6/2018	40.42	14.22	0.00	26.20		
5/29/2018	40.42	15.74	0.00	24.68		
8/14/2018	40.42	16.26	0.00	24.16		
12/5/2018	40.42	14.98	0.00	25.44		
2/20/2019	40.42	14.65	0.00	25.77		
6/4/2019	40.42	15.81	0.00	24.61		
WCMW-3	7/1/2008	40.38	39.93	16.26	0.00	23.67
	12/14/2009		39.93	15.27	0.00	24.66
	1/18/2010		39.93	14.36	0.00	25.57
	10/31/2011		39.93	16.53	0.00	23.40
	1/31/2012		39.93	14.47	0.00	25.46

Table 1
Groundwater Elevation Data
Quarterly Groundwater Monitoring and Remediation System Status Report – June 2019
Whitney's Chevrolet, Inc.
123 Pioneer Avenue, Montesano, Washington

Well ID	Date	Ground Elevation	PVC Casing Elevation ^a	Depth to Water ^b	LNAPL Thickness ^c	Water Table Elevation ^d
WCMW-3	5/7/2012	40.38	39.93	14.68	0.00	25.25
	8/20/2012		39.93	16.34	0.00	23.59
	8/5/2013		39.93	16.35	0.00	23.58
	11/11/2013		39.93	15.92	0.00	24.01
	2/17/2014		39.93	14.95	0.00	24.98
	5/19/2014		39.93	14.87	0.00	25.06
	8/11/2014		39.93	16.66	0.00	23.27
	11/17/2014		39.93	15.63	0.00	24.30
	2/25/2015		39.93	15.08	0.00	24.85
	5/21/2015		39.93	16.89	0.00	23.04
	8/3/2015		39.93	17.09	0.00	22.84
	11/24/2015		39.93	15.29	0.00	24.64
	2/23/2016		39.93	14.31	0.00	25.62
	5/9/2016		39.93	15.65	0.00	24.28
	8/23/2016		39.93	16.83	0.00	23.10
	11/29/2016		39.93	13.62	0.00	26.31
	2/14/2017		39.93	13.82	0.00	26.11
	5/25/2017		39.93	14.86	0.00	25.07
	8/7/2017		39.93	15.84	0.00	24.09
	11/28/2017		39.93	13.84	0.00	26.09
	2/6/2018		39.93	14.01	0.00	25.92
	5/29/2018		39.93	15.59	0.00	24.34
	8/14/2018		39.93	14.12	0.00	25.81
12/5/2018	39.93	14.88	0.00	25.05		
2/10/2019	39.93	14.55	0.00	25.38		
6/4/2019	39.93	15.65	0.00	24.28		
WCMW-4	7/1/2008	39.30	38.95	16.18	0.00	22.77
	12/14/2009		38.95	15.62	0.00	23.33
	1/18/2010		38.95	15.98	0.00	22.97
	10/31/2011		38.95	16.08	0.00	22.87
	1/31/2012		38.95	13.52	0.00	25.43
	5/7/2012		38.95	13.96	0.00	24.99
	8/20/2012		38.95	15.84	0.00	23.11
	8/5/2013		38.95	15.87	0.00	23.08
	11/11/2013		38.95	15.63	0.00	23.32
	2/17/2014		38.95	14.55	0.00	24.40
	5/19/2014		38.95	14.44	0.00	24.51
	8/11/2014		38.95	16.23	0.00	22.72
	11/17/2014		38.95	15.23	0.00	23.72
	2/25/2015		38.95	14.56	0.00	24.39
	5/21/2015		38.95	15.35	0.00	23.60
	8/3/2015		38.95	16.42	0.00	22.53
	11/24/2015		38.95	14.83	0.00	24.12
	2/23/2016		38.95	13.82	0.00	25.13
	5/9/2016		38.95	15.18	0.00	23.77
	8/23/2016		38.95	16.15	0.00	22.80
	11/29/2016		38.95	13.23	0.00	25.72
	2/14/2017		38.95	13.11	0.00	25.84
	5/25/2017		38.95	14.37	0.00	24.58
8/7/2017	38.95	15.43	0.00	23.52		
11/28/2017	38.95	13.36	0.00	25.59		
2/6/2017	38.95	13.25	0.00	25.70		
5/29/2018	38.95	15.04	0.00	23.91		
8/14/2018	38.95	15.62	0.00	23.33		
12/5/2018	38.95	14.32	0.00	24.63		
2/20/2019	38.95	14.05	0.00	24.90		
6/4/2019	38.95	15.17	0.00	23.78		
WCMW-5	7/1/2008	38.25	37.73	15.18	0.00	22.55
	12/14/2009		37.73	13.90	0.00	23.83
	1/18/2010		37.73	13.01	0.00	24.72
	10/31/2011		37.73	14.98	0.00	22.75
	1/31/2012		37.73	12.98	0.00	24.75
	5/7/2012		37.73	13.16	0.00	24.57
	8/20/2012		37.73	14.93	0.00	22.80
	8/5/2013		37.73	14.89	0.00	22.84
	11/11/2013		37.73	14.47	0.00	23.26
	2/17/2014		37.73	13.43	0.00	24.30
	5/19/2014		37.73	13.23	0.00	24.50

Table 1
Groundwater Elevation Data
Quarterly Groundwater Monitoring and Remediation System Status Report – June 2019
Whitney's Chevrolet, Inc.
123 Pioneer Avenue, Montesano, Washington

Well ID	Date	Ground Elevation	PVC Casing Elevation ^a	Depth to Water ^b	LNAPL Thickness ^c	Water Table Elevation ^d
WCMW-5	8/11/2014	38.25	37.73	15.26	0.00	22.47
	11/17/2014		37.73	14.09	0.00	23.64
	2/25/2015		37.73	13.41	0.00	24.32
	5/21/2015		37.73	14.24	0.00	23.49
	8/3/2015		37.73	15.49	0.00	22.24
	11/24/2015		37.73	13.68	0.00	24.05
	2/23/2016		37.73	13.81	0.00	23.92
	5/9/2016		37.73	14.04	0.00	23.69
	8/23/2016		37.73	15.20	0.00	22.53
	11/29/2016		37.73	12.06	0.00	25.67
	2/14/2017		37.73	12.27	0.00	25.46
	5/25/2017		37.73	13.33	0.00	24.40
	8/7/2017		37.73	14.51	0.00	23.22
	11/28/2017		37.73	12.42	0.00	25.31
	2/6/2018		37.73	12.31	0.00	25.42
	5/29/2018		37.73	13.95	0.00	23.78
	8/14/2018		37.73	14.72	0.00	23.01
	12/5/2018		37.73	13.30	0.00	24.43
2/20/2019	37.73	12.91	0.00	24.82		
6/4/2019	37.73	14.07	0.00	23.66		
WCMW-6	7/1/2008	39.32	38.80	15.73	0.00	23.07
	12/14/2009		38.80	14.76	0.00	24.04
	1/18/2010		38.80	13.88	0.00	24.92
	10/31/2011		38.80	15.91	0.00	22.89
	1/31/2012		38.80	13.94	0.00	24.86
	5/7/2012		38.80	14.17	0.00	24.63
	8/20/2012		38.80	15.85	0.00	22.95
	8/5/2013		38.80	15.85	0.00	22.95
	11/11/2013		38.80	15.31	0.00	23.49
	2/17/2014		38.80	14.33	0.00	24.47
	5/19/2014		38.80	14.35	0.00	24.45
	8/11/2014		38.80	16.21	0.00	22.59
	11/17/2014		38.80	15.06	0.00	23.74
	2/25/2015		38.80	14.58	0.00	24.22
	5/21/2015		38.80	15.38	0.00	23.42
	8/3/2015		38.80	16.58	0.00	22.22
	11/24/2015		38.80	14.59	0.00	24.21
	2/23/2016		38.80	13.84	0.00	24.96
	5/9/2016		38.80	15.24	0.00	23.56
	8/23/2016		38.80	16.31	0.00	22.49
	11/29/2016		38.80	13.25	0.00	25.55
	2/14/2017		38.80	13.47	0.00	25.33
	5/25/2017		38.80	14.34	0.00	24.46
	8/7/2017		38.80	15.45	0.00	23.35
11/28/2017	38.80	13.54	0.00	25.26		
2/6/2018	38.80	13.54	0.00	25.26		
5/29/2018	38.80	15.09	0.00	23.71		
8/14/2018	38.80	15.82	0.00	22.98		
12/5/2018	38.80	14.39	0.00	24.41		
2/20/2019	38.80	14.12	0.00	24.68		
6/4/2019	38.80	15.27	0.00	23.53		
WCMW-7	10/31/2011	40.31	39.85	15.21	0.00	24.64
	1/31/2012		39.85	12.83	0.00	27.02
	5/7/2012		39.85	13.14	0.00	26.71
	8/20/2012		39.85	15.93	0.00	23.92
	8/5/2013		39.85	15.15	0.00	24.70
	11/11/2013		39.85	14.64	0.00	25.21
	2/17/2014		39.85	13.34	0.00	26.51
	5/19/2014		39.85	13.57	0.00	26.28
	8/11/2014		39.85	15.49	0.00	24.36
	11/17/2014		39.85	14.35	0.00	25.50
	2/25/2015		39.85	13.83	0.00	26.02
	5/21/2015		39.85	14.63	0.00	25.22
	8/3/2015		39.85	15.96	0.00	23.89
	11/24/2015		39.85	13.84	0.00	26.01
	2/23/2016		39.85	12.76	0.00	27.09
	5/9/2016		39.85	14.43	0.00	25.42
8/23/2016	39.85	15.60	0.00	24.25		

Table 1
Groundwater Elevation Data
Quarterly Groundwater Monitoring and Remediation System Status Report – June 2019
Whitney's Chevrolet, Inc.
123 Pioneer Avenue, Montesano, Washington

Well ID	Date	Ground Elevation	PVC Casing Elevation ^a	Depth to Water ^b	LNAPL Thickness ^c	Water Table Elevation ^d
WCMW-7	11/29/2016	40.31	39.85	12.09	0.00	27.76
	2/14/2017		39.85	12.31	0.00	27.54
	5/25/2017		39.85	13.55	0.00	26.30
	8/7/2017		39.85	14.56	0.00	25.29
	11/28/2017		39.85	12.24	0.00	27.61
	2/6/2018		39.85	12.90	0.00	26.95
	5/29/2018		39.85	14.24	0.00	25.61
	8/14/2018		39.85	14.82	0.00	25.03
	12/5/2018		39.85	13.32	0.00	26.53
	2/20/2019		39.85	13.00	0.00	26.85
6/4/2019	39.85	14.31	0.00	25.54		
WCMW-8	10/31/2011	41.14	40.70	15.91	0.00	24.79
	1/31/2012		40.70	13.51	0.00	27.19
	5/7/2012		40.70	13.83	0.00	26.87
	8/20/2012		40.70	15.77	0.00	24.93
	8/5/2013		40.70	15.82	0.00	24.88
	11/11/2013		40.70	15.35	0.00	25.35
	2/17/2014		40.70	14.02	0.00	26.68
	5/19/2014		40.70	14.27	0.00	26.43
	8/11/2014		40.70	16.15	0.00	24.55
	11/17/2014		40.70	15.06	0.00	25.64
	2/25/2015		40.70	14.52	0.00	26.18
	5/21/2015		40.70	15.30	0.00	25.40
	8/3/2015		40.70	16.60	0.00	24.10
	11/24/2015		40.70	14.60	0.00	26.10
	2/23/2016		40.70	13.44	0.00	27.26
	5/9/2016		40.70	15.05	0.00	25.65
	8/23/2016		40.70	16.28	0.00	24.42
	11/29/2016		40.70	12.76	0.00	27.94
	2/14/2017		40.70	12.96	0.00	27.74
	5/25/2017		40.70	14.32	0.00	26.38
8/7/2017	40.70	15.29	0.00	25.41		
11/28/2017	40.70	12.92	0.00	27.78		
2/6/2018	40.70	13.51	0.00	27.19		
5/29/2018	40.70	14.95	0.00	25.75		
8/14/2018	40.70	15.51	0.00	25.19		
12/5/2018	40.70	14.04	0.00	26.66		
2/20/2019	40.70	13.71	0.00	26.99		
6/4/2019	40.70	15.00	0.00	25.70		
WCMW-9	10/31/2011	41.33	40.86	15.66	0.00	25.20
	1/31/2012		40.86	13.17	0.00	27.69
	5/7/2012		40.86	13.47	0.00	27.39
	8/20/2012		40.86	15.37	0.00	25.49
	8/5/2013		40.86	15.52	0.00	25.34
	11/11/2013		40.86	15.36	0.00	25.50
	2/17/2014		40.86	14.01	0.00	26.85
	5/19/2014		40.86	14.08	0.00	26.78
	8/11/2014		40.86	15.88	0.00	24.98
	11/17/2014		40.86	14.77	0.00	26.09
	2/25/2015		40.86	14.48	0.00	26.38
	5/21/2015		40.86	15.07	0.00	25.79
	8/3/2015		40.86	16.09	0.00	24.77
	11/24/2015		40.86	14.32	0.00	26.54
	2/23/2016		40.86	13.35	0.00	27.51
	5/9/2016		40.86	14.85	0.00	26.01
	8/23/2016		40.86	16.00	0.00	24.86
	11/29/2016		40.86	12.44	0.00	28.42
	2/14/2017		40.86	12.61	0.00	28.25
	5/25/2017		40.86	14.10	0.00	26.76
8/7/2017	40.86	15.04	0.00	25.82		
11/28/2017	40.86	12.50	0.00	28.36		
2/6/2018	40.86	13.19	0.00	27.67		
5/29/2018	40.86	14.74	0.00	26.12		
8/14/2018	40.86	15.22	0.00	25.64		
12/5/2018	40.86	13.72	0.00	27.14		
2/20/2019	40.86	13.37	0.00	27.49		
6/4/2019	40.86	14.77	0.00	26.09		

Table 1
Groundwater Elevation Data
Quarterly Groundwater Monitoring and Remediation System Status Report – June 2019
Whitney's Chevrolet, Inc.
123 Pioneer Avenue, Montesano, Washington

Well ID	Date	Ground Elevation	PVC Casing Elevation ^a	Depth to Water ^b	LNAPL Thickness ^c	Water Table Elevation ^d
WCMW-10	10/31/2011	41.31	40.82	15.90	0.00	24.92
	1/31/2012		40.82	14.35	0.00	26.47
	5/7/2012		40.82	14.57	0.00	26.25
	8/20/2012		40.82	15.72	0.00	25.10
	8/5/2013		40.82	15.87	0.00	24.95
	11/11/2013		40.82	15.62	0.00	25.20
	2/17/2014		40.82	14.90	0.00	25.92
	5/19/2014		40.82	14.92	0.00	25.90
	8/11/2014		40.82	16.27	0.00	24.55
	11/17/2014		40.82	15.50	0.00	25.32
	2/25/2015		40.82	15.10	0.00	25.72
	5/21/2015		40.82	15.83	0.00	24.99
	8/3/2015		40.82	16.64	0.00	24.18
	11/24/2015		40.82	15.35	0.00	25.47
	2/23/2016		40.82	14.48	0.00	26.34
	5/9/2016		40.82	15.31	0.00	25.51
	8/23/2016		40.82	16.49	0.00	24.33
	11/29/2016		40.82	13.42	0.00	27.40
	2/14/2017		40.82	12.90	0.00	27.92
	5/25/2017		40.82	14.84	0.00	25.98
	8/7/2017		40.82	15.67	0.00	25.15
	11/28/2017		40.82	13.14	0.00	27.68
	2/6/2018		40.82	14.37	0.00	26.45
	5/29/2018		40.82	15.83	0.00	24.99
	8/14/2018		40.82	16.74	0.00	24.08
	12/5/2018		40.82	15.38	0.00	25.44
2/20/2019	40.82	14.37	0.00	26.45		
6/4/2019	40.82	15.61	0.00	25.21		
KBMW-1	12/14/2009	39.69	39.31	15.89	0.00	23.42
	1/18/2010		39.31	14.76	0.00	24.55
	10/31/2011		39.31	17.08	0.00	22.23
	1/31/2012		39.31	15.03	0.00	24.28
	5/7/2012		39.31	14.92	0.00	24.39
	8/20/2012		39.31	16.93	0.00	22.38
	8/5/2013		39.31	16.94	0.00	22.37
	11/11/2013		39.31	16.43	0.00	22.88
	2/17/2014		39.31	15.41	0.00	23.90
	5/19/2014		39.31	15.26	0.00	24.05
	8/11/2014		39.31	17.12	0.00	22.19
	11/17/2014		39.31	16.19	0.00	23.12
	2/25/2015		39.31	15.58	0.00	23.73
	5/21/2015		39.31	16.49	0.00	22.82
	8/3/2015		39.31	17.32	0.00	21.99
	11/24/2015		39.31	15.86	0.00	23.45
	2/23/2016		39.31	14.81	0.00	24.50
	5/9/2016		39.31	16.22	0.00	23.09
	8/23/2016		39.31	17.18	0.00	22.13
	11/29/2016		39.31	13.85	0.00	25.46
	2/14/2017		39.31	13.81	0.00	25.50
	5/25/2017		39.31	15.34	0.00	23.97
	8/7/2017		39.31	16.22	0.00	23.09
	11/28/2017		39.31	14.07	0.00	25.24
	2/6/2018		39.31	13.88	0.00	25.43
	5/29/2018		39.31	15.99	0.00	23.32
8/14/2018	39.31	16.46	0.00	22.85		
12/5/2018	39.31	15.14	0.00	24.17		
2/20/2019	39.31	14.72	0.00	24.59		
6/4/2019	39.31	16.01	0.00	23.30		
KBMW-2	12/14/2009	38.48	38.17	14.31	0.00	23.86
	1/18/2010		38.17	13.45	0.00	24.72
	10/31/2011		38.17	15.49	0.04	22.71
	2/2/2012		38.17	13.56	0.00	24.61
	5/7/2012		38.17	13.68	0.00	24.49
	8/20/2012		38.17	15.45	0.21	22.89
	8/5/2013		38.17	15.62	0.40	22.87
	11/11/2013		38.17	14.82	0.01	23.36
	2/17/2014		38.17	13.96	Sheen	24.21
	5/19/2014		38.17	13.80	Sheen	24.37

Table 1
Groundwater Elevation Data
Quarterly Groundwater Monitoring and Remediation System Status Report – June 2019
Whitney's Chevrolet, Inc.
123 Pioneer Avenue, Montesano, Washington

Well ID	Date	Ground Elevation	PVC Casing Elevation ^a	Depth to Water ^b	LNAPL Thickness ^c	Water Table Elevation ^d
KBMW-2	8/11/2014	38.48	38.17	15.56	0.01	22.62
	11/17/2014		38.17	14.55	Sheen	23.62
	2/25/2015		38.17	14.02	Sheen	24.15
	5/21/2015		38.17	14.82	Sheen	23.35
	8/3/2015		38.17	15.98	0.05	22.23
	11/25/2015		38.17	14.21	Sheen	23.96
	2/23/2016		38.17	13.36	0.02	24.83
	5/9/2016		38.17	14.57	Sheen	23.60
	8/23/2016		38.17	15.76	0.03	22.43
	11/30/2016		38.17	12.70	0.00	25.47
	2/14/2017		38.17	12.89	0.00	25.28
	5/25/2017		38.17	13.86	0.00	24.31
	8/9/2017		38.17	15.16	0.00	23.01
	11/29/2017		38.17	13.16	0.00	25.01
	2/7/2018		38.17	12.99	0.00	25.18
	5/9/2018		38.17	14.61	0.00	23.56
	8/16/2018		38.17	15.31	0.00	22.86
	12/5/2018		38.17	13.98	0.00	24.19
2/20/2019	38.17	13.63	0.00	24.54		
6/4/2019	38.17	14.71	0.00	23.46		
KBMW-3	12/14/2009	37.68	37.21	14.53	0.00	22.68
	1/18/2010		37.21	13.93	0.00	23.28
	10/31/2011		37.21	15.61	0.00	21.60
	1/31/2012		37.21	13.91	0.00	23.30
	5/7/2012		37.21	14.02	0.00	23.19
	8/20/2012		37.21	15.28	0.00	21.93
	8/5/2013		37.21	15.34	0.00	21.87
	11/11/2013		37.21	14.83	0.00	22.38
	2/17/2014		37.21	14.11	0.00	23.10
	5/19/2014		37.21	14.05	0.00	23.16
	8/11/2014		37.21	15.62	0.00	21.59
	11/17/2014		37.21	14.63	0.00	22.58
	2/25/2015		37.21	14.21	0.00	23.00
	5/21/2015		37.21	14.83	0.00	22.38
	8/3/2015		37.21	15.92	0.00	21.29
	11/24/2015		37.21	14.42	0.00	22.79
	2/23/2016		37.21	13.69	0.00	23.52
	5/9/2016		37.21	14.70	0.00	22.51
	8/23/2016		37.21	15.92	0.00	21.29
	11/30/2016		37.21	13.14	0.00	24.07
	2/14/2017		37.21	13.41	0.00	23.80
	5/25/2017		37.21	14.54	0.00	22.67
	8/7/2017		37.21	14.78	0.00	22.43
	11/28/2017		37.21	14.14	0.00	23.07
2/6/2018	37.21	14.37	0.00	22.84		
5/29/2018	37.21	15.31	0.00	21.90		
8/14/2018	37.21	16.16	0.00	21.05		
12/5/2018	37.21	14.88	0.00	22.33		
2/20/2019	37.21	14.26	0.00	22.95		
6/4/2019	37.21	15.49	0.00	21.72		
KBMW-4	12/14/2009	37.29	36.76	15.09	0.00	21.67
	1/18/2010		36.76	14.53	0.00	22.23
	10/31/2011		36.76	15.72	Sheen	21.04
	1/31/2012		36.76	13.73	0.00	23.03
	5/7/2012		36.76	13.79	0.00	22.97
	8/20/2012		36.76	15.08	0.00	21.68
	8/5/2013		36.76	15.04	0.00	21.72
	11/11/2013		Not Measured - Damaged Wellhead			
	2/17/2014		37.06	14.19	0.00	22.87
	5/19/2014		37.06	14.04	0.00	23.02
	8/11/2014		37.06	15.65	0.00	21.41
	11/17/2014		37.06	14.63	0.00	22.43
	2/25/2015		37.06	14.17	0.00	22.89
	5/21/2015		37.06	14.88	0.00	22.18
	8/3/2015		37.06	15.96	0.00	21.10
	11/24/2015		37.06	14.28	0.00	22.78
	2/23/2016		37.06	13.66	0.00	23.40
	5/9/2016		37.06	15.69	0.00	21.37

Table 1
Groundwater Elevation Data
Quarterly Groundwater Monitoring and Remediation System Status Report – June 2019
Whitney's Chevrolet, Inc.
123 Pioneer Avenue, Montesano, Washington

Well ID	Date	Ground Elevation	PVC Casing Elevation ^a	Depth to Water ^b	LNAPL Thickness ^c	Water Table Elevation ^d
KBMW-4	8/23/2016	37.29	37.06	15.76	0.00	21.30
	11/29/2016		37.06	13.06	0.00	24.00
	2/14/2017		37.06	13.38	0.00	23.68
	5/25/2017		37.06	14.25	0.00	22.81
	8/7/2017		37.06	15.52	0.00	21.54
	11/28/2017		37.06	13.77	0.00	23.29
	2/6/2018		37.06	13.58	0.00	23.48
	5/29/2018		37.06	15.49	0.00	21.57
	8/14/2018		37.06	16.10	0.00	20.96
	12/5/2018		37.06	14.45	0.00	22.61
	2/20/2019		37.06	14.06	0.00	23.00
	6/4/2019		37.06	15.12	0.00	21.94
KBMW-5	12/14/2009	38.17	37.81	15.97	0.00	21.84
	1/18/2010		37.81	15.42	0.00	22.39
	10/31/2011		37.81	16.79	0.00	21.02
	1/31/2012		37.81	15.42	0.00	22.39
	5/7/2012		37.81	15.61	0.00	22.20
	8/20/2012		37.81	16.68	0.00	21.13
	8/5/2013		37.81	16.72	0.00	21.09
	11/11/2013		Not Measured - Damaged Wellhead			
	2/17/2014		38.17	15.74	0.00	22.43
	5/19/2014		38.17	15.89	0.00	22.28
	8/11/2014		38.17	17.29	0.00	20.88
	11/17/2014		38.17	16.29	0.00	21.88
	2/25/2015		38.17	15.47	0.00	22.70
	5/21/2015		38.17	16.62	0.00	21.55
	8/3/2015		38.17	17.38	0.00	20.79
	11/24/2015		38.17	15.81	0.00	22.36
	2/23/2016		38.17	15.55	0.00	22.62
	5/9/2016		38.17	16.45	0.00	21.72
	8/23/2016		38.17	17.36	0.00	20.81
	11/29/2016		38.17	14.94	0.00	23.23
	2/14/2017		38.17	15.24	0.00	22.93
	5/25/2017		38.17	15.95	0.00	22.22
	8/7/2017		38.17	17.09	0.00	21.08
	11/28/2017		38.17	15.39	0.00	22.78
	2/6/2018		38.17	15.33	0.00	22.84
	5/29/2018		38.17	16.52	0.00	21.65
	8/14/2018		38.17	17.35	0.00	20.82
	12/5/2018		38.17	16.01	0.00	22.16
2/20/2019	38.17	15.75	0.00	22.42		
6/4/2019	38.17	16.80	0.00	21.37		
KBMW-6	12/14/2009	40.52	40.15	16.73	0.00	23.42
	1/18/2010		40.15	16.17	0.00	23.98
	10/31/2011		40.15	17.50	0.00	22.65
	1/31/2012		40.15	16.23	0.00	23.92
	5/7/2012		40.15	16.38	0.00	23.77
	8/20/2012		40.15	17.43	0.00	22.72
	8/5/2013		40.15	17.40	0.00	22.75
	11/11/2013		40.15	16.92	0.00	23.23
	2/17/2014		40.15	16.26	0.00	23.89
	5/19/2014		40.15	16.44	0.00	23.71
	8/11/2014		40.15	17.72	0.00	22.43
	11/17/2014		40.15	16.89	0.00	23.26
	2/25/2015		40.15	16.60	0.00	23.55
	5/21/2015		40.15	17.20	0.00	22.95
	8/3/2015		40.15	18.85	0.00	21.30
	11/24/2015		40.15	16.57	0.00	23.58
	2/23/2016		40.15	16.09	0.00	24.06
	5/9/2016		40.15	17.01	0.00	23.14
	8/23/2016		40.15	17.73	0.00	22.42
	11/29/2016		40.15	14.55	0.00	25.60
	2/14/2017		40.15	14.21	0.00	25.94
	5/25/2017		40.15	16.54	0.00	23.61
	8/7/2017		40.15	17.65	0.00	22.50
	11/28/2017		40.15	14.74	0.00	25.41
	2/6/2018		40.15	14.22	0.00	25.93
	5/29/2018		40.15	17.07	0.00	23.08

Table 1
Groundwater Elevation Data
Quarterly Groundwater Monitoring and Remediation System Status Report – June 2019
Whitney's Chevrolet, Inc.
123 Pioneer Avenue, Montesano, Washington

Well ID	Date	Ground Elevation	PVC Casing Elevation ^a	Depth to Water ^b	LNAPL Thickness ^c	Water Table Elevation ^d
KBMW-6	8/14/2018	40.52	40.15	17.96	0.00	22.19
	12/5/2018		40.15	16.78	0.00	23.37
	2/20/2019		40.15	16.31	0.00	23.84
	6/4/2019		40.15	17.26	0.00	22.89
KBMW-7	12/14/2009	36.54	36.17	13.28	0.00	22.89
	1/18/2010		36.17	12.53	0.00	23.64
	10/31/2011		36.17	15.21	0.00	20.96
	1/31/2012		36.17	12.42	0.00	23.75
	5/7/2012		36.17	12.62	0.00	23.55
	8/20/2012		36.17	14.08	0.00	22.09
	8/5/2013		36.17	14.03	0.00	22.14
	11/11/2013		36.17	13.67	0.00	22.50
	2/17/2014		36.17	12.79	0.00	23.38
	5/19/2014		36.17	12.73	0.00	23.44
	8/11/2014		36.17	14.51	0.00	21.66
	11/17/2014		36.17	13.34	0.00	22.83
	2/25/2015		36.17	12.95	0.00	23.22
	5/21/2015		36.17	13.64	0.00	22.53
	8/3/2015		36.17	14.74	0.00	21.43
	11/24/2015		36.17	12.91	0.00	23.26
	2/23/2016		36.17	12.32	0.00	23.85
	5/9/2016		36.17	13.46	0.00	22.71
	8/23/2016		36.17	14.60	0.00	21.57
	11/29/2016		36.17	11.72	0.00	24.45
	2/14/2017		36.17	12.03	0.00	24.14
	5/25/2017		36.17	12.81	0.00	23.36
	8/7/2017		36.17	14.13	0.00	22.04
	11/28/2017		36.17	12.26	0.00	23.91
	2/6/2018		36.17	12.17	0.00	24.00
	5/29/2018		36.17	13.88	0.00	22.29
8/14/2018	36.17	14.79	0.00	21.38		
12/5/2018	36.17	13.06	0.00	23.11		
2/20/2019	36.17	12.74	0.00	23.43		
6/4/2019	36.17	14.09	0.00	22.08		
KBMW-8	12/14/2009	36.05	35.81	13.98	0.00	21.83
	1/18/2010		35.81	13.39	0.00	22.42
	10/31/2011		35.81	16.78	0.00	19.03
	1/31/2012		35.81	13.44	0.00	22.37
	5/7/2012		35.81	13.60	0.00	22.21
	8/20/2012		35.81	14.75	0.00	21.06
	8/5/2013		35.81	14.74	0.00	21.07
	11/11/2013		35.75	14.22	0.00	21.53
	2/17/2014		35.75	13.42	0.00	22.33
	5/19/2014		35.75	13.63	0.00	22.12
	8/11/2014		35.75	15.01	0.00	20.74
	11/17/2014		35.75	14.04	0.00	21.71
	2/25/2015		35.75	13.76	0.00	21.99
	5/21/2015		35.75	14.38	0.00	21.37
	8/3/2015		35.75	15.19	0.00	20.56
	11/24/2015		35.75	13.63	0.00	22.12
	2/23/2016		35.75	13.33	0.00	22.42
	5/9/2016		35.75	14.29	0.00	21.46
	8/23/2016		35.75	15.09	0.00	20.66
	11/29/2016		35.75	13.06	0.00	22.69
	2/14/2017		35.75	12.16	0.00	23.59
	5/25/2017		35.75	13.76	0.00	21.99
	8/7/2017		35.75	13.78	0.00	21.97
	11/28/2017		35.75	13.22	0.00	22.53
	2/6/2018		35.75	13.16	0.00	22.59
	5/29/2018		35.75	14.31	0.00	21.44
8/14/2018	35.75	15.00	0.00	20.75		
12/5/2018	35.75	13.72	0.00	22.03		
2/20/2019	35.75	13.54	0.00	22.21		
6/4/2019	35.75	14.50	0.00	21.25		
KBMW-9	12/14/2009	36.27	35.84	14.38	0.00	21.46
	1/18/2010		35.84	13.82	0.00	22.02
	11/1/2011		35.84	15.60	0.55	20.68
	2/1/2012		35.84	14.06	0.21	21.95

Table 1
Groundwater Elevation Data
Quarterly Groundwater Monitoring and Remediation System Status Report – June 2019
Whitney's Chevrolet, Inc.
123 Pioneer Avenue, Montesano, Washington

Well ID	Date	Ground Elevation	PVC Casing Elevation ^a	Depth to Water ^b	LNAPL Thickness ^c	Water Table Elevation ^d
KBMW-9	5/8/2012	36.27	35.84	14.22	0.23	21.80
	8/21/2012		35.84	15.68	0.69	20.71
	8/5/2013		Not accessible due to road construction			
	11/12/2013		35.50	13.60	0.07	21.96
	2/18/2014		35.50	13.30	Sheen	22.20
	5/20/2014		35.50	13.59	Sheen	21.91
	8/12/2014		35.50	15.18	0.08	20.38
	11/18/2014		35.50	14.15	0.23	21.53
	2/26/2015		35.50	13.61	Sheen	21.89
	5/22/2015		35.50	14.39	0.16	21.24
	8/4/2015		35.50	15.33	0.33	20.43
	11/25/2015		35.50	13.52	Sheen	21.98
	2/24/2016		35.50	13.24	0.04	22.29
	5/9/2016		35.50	14.36	0.35	21.42
	8/26/2016		35.50	15.47	0.51	20.44
	11/29/2016		35.50	12.59	0.00	22.91
	2/16/2017		35.50	12.65	0.00	22.85
	5/25/2017		35.50	13.54	0.00	21.96
	8/9/2017		35.50	14.45	0.00	21.05
	11/29/2017		35.50	13.11	0.00	22.39
	2/8/2018		35.50	12.97	0.00	22.53
	5/31/2018		35.50	14.20	0.00	21.30
	8/16/2018		35.50	14.87	0.00	20.63
12/7/2018	35.50	13.51	0.00	21.99		
2/22/2019	35.50	13.42	0.00	22.08		
6/6/2019	35.50	14.30	0.00	21.20		
KBMW-10	12/14/2009	35.42	34.96	13.55	0.00	21.41
	1/18/2010		34.96	13.00	0.00	21.96
	11/1/2011		34.96	14.34	0.00	20.62
	2/1/2012		34.96	12.13	0.00	22.83
	5/8/2012		34.96	13.27	0.00	21.69
	8/21/2012		34.96	14.33	0.00	20.63
	8/5/2013		Not accessible due to road construction			
	11/12/2013		34.56	13.33	0.00	21.23
	2/18/2014		34.56	12.55	0.00	22.01
	5/20/2014		34.56	12.83	0.00	21.73
	8/12/2014		34.56	14.14	0.00	20.42
	11/18/2014		34.56	13.19	0.00	21.37
	2/25/2015		34.56	12.94	0.00	21.62
	5/22/2015		34.56	13.55	0.00	21.01
	8/4/2015		34.56	14.28	0.00	20.28
	11/24/2015		34.56	12.79	0.00	21.77
	2/24/2016		34.56	12.57	0.00	21.99
	5/9/2016		34.56	13.43	0.00	21.13
	8/26/2016		34.56	14.20	0.00	20.36
	11/29/2016		34.56	12.03	0.00	22.53
	2/16/2017		34.56	12.19	0.00	22.37
	5/25/2017		34.56	12.91	0.00	21.65
	8/9/2017		34.56	13.82	0.00	20.74
11/29/2017	34.56	12.42	0.00	22.14		
2/8/2018	34.56	12.37	0.00	22.19		
5/31/2018	34.56	13.44	0.00	21.12		
8/16/2018	34.56	14.11	0.00	20.45		
12/7/2018	34.56	12.91	0.00	21.65		
2/22/2019	34.56	12.73	0.00	21.83		
6/6/2019	34.56	13.64	0.00	20.92		
KBMW-11	10/31/2011	35.46	35.01	14.72	0.00	20.29
	1/31/2012		35.01	13.46	0.00	21.55
	5/7/2012		35.01	13.65	0.00	21.36
	8/20/2012		35.01	14.70	0.00	20.31
	8/5/2013		35.01	14.66	0.00	20.35
	11/11/2013		35.01	14.09	0.00	20.92
	2/17/2014		35.01	13.31	0.00	21.70
	5/19/2014		35.01	13.53	0.00	21.48
	8/11/2014		35.01	14.91	0.00	20.10
	11/17/2014		35.01	13.91	0.00	21.10
	2/25/2015		35.01	13.65	0.00	21.36
5/21/2015	35.01	14.26	0.00	20.75		

Table 1
Groundwater Elevation Data
Quarterly Groundwater Monitoring and Remediation System Status Report – June 2019
Whitney's Chevrolet, Inc.
123 Pioneer Avenue, Montesano, Washington

Well ID	Date	Ground Elevation	PVC Casing Elevation ^a	Depth to Water ^b	LNAPL Thickness ^c	Water Table Elevation ^d
KBMW-11	8/3/2015	35.46	35.01	14.98	0.00	20.03
	11/24/2015		35.01	13.39	0.00	21.62
	2/23/2016		35.01	13.19	0.00	21.82
	5/9/2016		35.01	14.14	0.00	20.87
	8/23/2016		35.01	14.97	0.00	20.04
	11/29/2016		35.01	12.65	0.00	22.36
	2/14/2016		35.01	13.03	0.00	21.98
	5/25/2017		35.01	13.59	0.00	21.42
	8/7/2017		35.01	14.68	0.00	20.33
	11/28/2017		35.01	12.99	0.00	22.02
	2/6/2018		35.01	12.98	0.00	22.03
	5/29/2018		35.01	14.15	0.00	20.86
	8/14/2018		35.01	14.91	0.00	20.10
	12/5/2018		35.01	13.54	0.00	21.47
	2/20/2019		35.01	13.31	0.00	21.70
6/4/2019	35.01	14.39	0.00	20.62		
KBMW-12	10/31/2011	34.55	34.16	13.94	0.00	20.22
	2/1/2012		34.16	12.73	0.00	21.43
	5/7/2012		34.16	12.88	0.00	21.28
	8/20/2012		34.16	13.94	0.00	20.22
	8/5/2013		34.16	13.92	0.00	20.24
	11/11/2013		34.16	13.33	0.00	20.83
	2/17/2014		34.16	12.49	0.00	21.67
	5/19/2014		34.16	12.80	0.00	21.36
	8/11/2014		34.16	14.13	0.00	20.03
	11/17/2014		34.16	13.16	0.00	21.00
	2/25/2015		34.16	12.90	0.00	21.26
	5/21/2015		34.16	13.50	0.00	20.66
	8/3/2015		34.16	14.22	0.00	19.94
	11/24/2015		34.16	12.63	0.00	21.53
	2/23/2016		34.16	12.44	0.00	21.72
	5/9/2016		34.16	13.39	0.00	20.77
	8/23/2016		34.16	14.19	0.00	19.97
	11/29/2016		34.16	11.92	0.00	22.24
	2/14/2017		34.16	12.29	0.00	21.87
	5/25/2017		34.16	12.86	0.00	21.30
	8/7/2017		34.16	13.91	0.00	20.25
11/28/2017	34.16	12.25	0.00	21.91		
2/6/2018	34.16	12.23	0.00	21.93		
5/29/2018	34.16	13.41	0.00	20.75		
8/14/2018	34.16	14.13	0.00	20.03		
12/5/2018	34.16	12.79	0.00	21.37		
2/20/2019	34.16	12.57	0.00	21.59		
6/4/2019	34.16	13.63	0.00	20.53		
ESMW-1	12/14/2009	41.24	40.82	15.03	0.00	25.79
	1/18/2010		40.82	13.96	0.00	26.86
	10/31/2011		40.82	16.30	0.00	24.52
	1/31/2012		40.82	13.94	0.00	26.88
	5/7/2012		40.82	14.22	0.00	26.60
	8/20/2012		40.82	16.10	0.00	24.72
	8/5/2013		40.82	16.12	0.00	24.70
	11/11/2013		40.82	15.73	0.00	25.09
	2/17/2014		40.82	14.59	0.00	26.23
	5/19/2014		40.82	14.60	0.00	26.22
	8/11/2014		40.82	16.42	0.00	24.40
	11/17/2014		40.82	15.42	0.00	25.40
	2/25/2015		40.82	14.82	0.00	26.00
	5/21/2015		40.82	15.64	0.00	25.18
	8/3/2015		40.82	16.93	0.00	23.89
	11/24/2015		40.82	15.02	0.00	25.80
	2/23/2016		40.82	13.84	0.00	26.98
	5/9/2016		40.82	15.40	0.00	25.42
	8/23/2016		40.82	16.59	0.00	24.23
	11/30/2016		40.82	13.24	0.00	27.58
	2/14/2017		40.82	13.32	0.00	27.50
5/25/2017	40.82	14.76	0.00	26.06		
8/7/2017	40.82	15.78	0.00	25.04		
11/28/2017	40.82	13.36	0.00	27.46		

Table 1
Groundwater Elevation Data
Quarterly Groundwater Monitoring and Remediation System Status Report – June 2019
Whitney's Chevrolet, Inc.
123 Pioneer Avenue, Montesano, Washington

Well ID	Date	Ground Elevation	PVC Casing Elevation ^a	Depth to Water ^b	LNAPL Thickness ^c	Water Table Elevation ^d	
ESMW-1	2/6/2018	41.24	40.82	14.10	0.00	26.72	
	5/29/2018		40.82	15.37	0.00	25.45	
	8/14/2018		40.82	15.90	0.00	24.92	
	12/5/2018		40.82	14.51	0.00	26.31	
	2/20/2019		40.82	14.11	0.00	26.71	
	6/4/2019		40.82	15.39	0.00	25.43	
ESMW-7	12/14/2009	36.05	35.59	14.07	0.00	21.52	
	1/18/2010		35.59	13.54	0.00	22.05	
	10/31/2011		35.59	14.86	0.00	20.73	
	1/31/2012		35.59	13.63	0.00	21.96	
	5/7/2012		35.59	13.77	0.00	21.82	
	8/20/2012		35.59	14.85	0.00	20.74	
	8/5/2013		Not accessible due to road construction				
	11/12/2013		35.31	14.00	0.00	21.31	
	2/17/2014		35.31	13.27	0.00	22.04	
	5/19/2014		35.31	13.43	0.00	21.88	
	8/11/2014		35.31	14.79	0.00	20.52	
	11/17/2014		35.31	13.82	0.00	21.49	
	2/25/2015		35.31	13.54	0.00	21.77	
	5/21/2015		35.31	14.14	0.00	21.17	
	8/3/2015		35.31	14.90	0.00	20.41	
	11/24/2015		35.31	13.38	0.00	21.93	
	2/23/2016		35.31	13.11	0.00	22.20	
	5/9/2016		35.31	14.02	0.00	21.29	
	8/23/2016		35.31	14.85	0.00	20.46	
	11/29/2016		35.31	12.53	0.00	22.78	
	2/14/2017		35.31	12.96	0.00	22.35	
	5/25/2017		35.31	13.59	0.00	21.72	
	8/7/2017		35.31	14.60	0.00	20.71	
	11/28/2017		35.31	13.06	0.00	22.25	
	2/6/2018		35.31	13.01	0.00	22.30	
	5/29/2018		35.31	14.12	0.00	21.19	
8/14/2018	35.31	14.89	0.00	20.42			
12/5/2018	35.31	13.59	0.00	21.72			
2/20/2019	35.31	13.35	0.00	21.96			
6/4/2019	35.31	14.35	0.00	20.96			
RW-1	11/11/2013	36.22	36.08	14.69	Sheen	21.39	
	2/18/2014		36.08	13.85	Sheen	22.23	
	5/19/2014		36.08	13.40	Sheen	22.68	
	8/11/2014		36.08	--	Sheen	--	
	11/17/2014		36.08	13.91	0.00	22.17	
	2/25/2015		36.08	15.53	Sheen	20.55	
	5/21/2015		36.08	14.22	Sheen	21.86	
	8/3/2015		36.08	15.16	0.00	20.92	
	2/23/2016		36.08	13.09	0.00	22.99	
	5/9/2016		36.08	14.02	0.00	22.06	
	8/23/2016		36.08	15.03	0.00	21.05	
	11/29/2016		36.08	12.28	0.00	23.80	
	2/14/2017		36.08	12.81	0.00	23.27	
Not Measured -- Pump Installed							
RW-2	11/29/2016	33.41	40.51	13.93	0.00	26.58	
	2/16/2017	33.41	40.51	13.17	0.00	27.34	
	Not Measured -- Pump Installed						
Monitoring Wells Associated With Tony's Short Stop Site (326 South Main Street, Montesano, WA)							
TSSMW-1	1/18/2010	32.42	32.33	10.62	0.00	21.71	
TSSMW-2	1/18/2010	32.55	31.94	10.56	0.00	21.38	
TSSMW-3	1/18/2010	33.41	32.87	11.40	0.00	21.47	
TSSMW-4	1/18/2010	31.54	31.07	--	0.08	--	
TSSMW-5	1/18/2010	33.07	32.63	11.16	0.00	21.47	
TSSMW-6	1/18/2010	34.24	33.97	12.31	0.00	21.66	
TSSMW-7	1/18/2010	35.49	35.04	13.23	0.00	21.81	
	10/31/2011		35.04	15.57	0.00	19.47	
	2/1/2012		35.04	13.34	0.00	21.70	
	5/7/2012		35.04	13.45	0.00	21.59	
	8/20/2012		35.04	14.50	0.00	20.54	
	8/5/2013		35.04	14.48	0.00	20.56	
	11/11/2013		35.09	13.90	0.00	21.19	
2/17/2014	35.09	13.13	0.00	21.96			

Table 1
Groundwater Elevation Data
Quarterly Groundwater Monitoring and Remediation System Status Report – June 2019
Whitney's Chevrolet, Inc.
123 Pioneer Avenue, Montesano, Washington

Well ID	Date	Ground Elevation	PVC Casing Elevation ^a	Depth to Water ^b	LNAPL Thickness ^c	Water Table Elevation ^d	
TSSMW-7	5/19/2014	35.49	35.09	13.37	0.00	21.72	
	8/11/2014		35.09	14.71	0.00	20.38	
	11/17/2014		35.09	13.76	0.00	21.33	
	2/25/2015		35.09	13.49	0.00	21.60	
	5/21/2015		35.09	14.09	0.00	21.00	
	8/3/2015		35.09	14.83	0.00	20.26	
	11/24/2015		35.09	13.31	0.00	21.78	
	2/23/2016		35.09	13.05	0.00	22.04	
	5/9/2016		35.09	13.98	0.00	21.11	
	8/23/2016		35.09	14.78	0.00	20.31	
	11/29/2016		35.09	12.55	0.00	22.54	
	2/14/2017		35.09	12.91	0.00	22.18	
	5/25/2017		35.09	13.46	0.00	21.63	
	8/7/2017		35.09	14.47	0.00	20.62	
	11/28/2017		35.09	12.89	0.00	22.20	
	2/6/2018		35.09	12.88	0.00	22.21	
	5/29/2018		35.09	13.99	0.00	21.10	
	8/14/2018		35.09	14.70	0.00	20.39	
	12/5/2018		35.09	13.41	0.00	21.68	
2/20/2019	35.09	13.21	0.00	21.88			
6/4/2019	35.09	14.21	0.00	20.88			
TSSMW-8	1/18/2010	34.81	34.52	13.02	0.00	21.50	
	10/31/2011		34.52	14.31	0.00	20.21	
	2/1/2012		34.52	13.07	0.00	21.45	
	5/7/2012		34.52	13.22	0.00	21.30	
	8/20/2012		34.52	14.29	0.00	20.23	
	8/5/2013		34.52	14.23	0.00	20.29	
	11/11/2013		34.52	13.65	0.00	20.87	
	2/17/2014		34.52	12.84	0.00	21.68	
	5/19/2014		34.52	13.11	0.00	21.41	
	8/11/2014		34.52	14.49	0.00	20.03	
	11/17/2014		34.52	13.49	0.00	21.03	
	2/25/2015		34.52	13.23	0.00	21.29	
	5/21/2015		34.52	13.86	0.00	20.66	
	8/3/2015		34.52	14.58	0.00	19.94	
	11/24/2015		34.52	12.96	0.00	21.56	
	2/23/2016		34.52	12.72	0.00	21.80	
	5/9/2016		34.52	13.73	0.00	20.79	
	8/23/2016		34.52	14.56	0.00	19.96	
	11/29/2016		34.52	12.21	0.00	22.31	
	2/14/2017		34.52	12.60	0.00	21.92	
	5/25/2017		34.52	13.17	0.00	21.35	
	8/7/2017		34.52	14.26	0.00	20.26	
	11/28/2017		34.52	12.55	0.00	21.97	
2/6/2018	34.52	12.54	0.00	21.98			
5/29/2018	34.52	13.74	0.00	20.78			
8/14/2018	34.52	14.51	0.00	20.01			
12/5/2018	34.52	13.11	0.00	21.41			
2/20/2019	34.52	12.90	0.00	21.62			
6/4/2019	34.52	13.98	0.00	20.54			
TSSMW-9	1/18/2010	35.77	35.36	13.38	0.00	21.98	
	11/1/2011		35.36	14.75	0.00	20.61	
	2/1/2012		35.36	13.54	0.00	21.82	
	5/7/2012		35.36	13.66	0.00	21.70	
	8/21/2012		35.36	14.72	0.00	20.64	
	8/5/2013		Not accessible due to road construction				
	11/12/2013		34.69	13.47	0.00	21.22	
	2/18/2014		34.69	12.55	0.00	22.14	
	5/20/2014		34.69	12.95	0.00	21.74	
	8/12/2014		34.69	14.26	0.00	20.43	
	11/17/2014		34.69	13.30	0.00	21.39	
	2/26/2015		34.69	13.00	0.00	21.69	
	5/22/2015		34.69	13.67	0.00	21.02	
	8/4/2015		34.69	14.41	0.00	20.28	
	11/25/2015		34.69	12.93	0.00	21.76	
	2/24/2016		34.69	12.68	0.00	22.01	
	5/9/2016		34.69	13.58	0.00	21.11	
8/26/2016	34.69	14.29	0.00	20.40			

Table 1
Groundwater Elevation Data
Quarterly Groundwater Monitoring and Remediation System Status Report – June 2019
Whitney's Chevrolet, Inc.
123 Pioneer Avenue, Montesano, Washington

Well ID	Date	Ground Elevation	PVC Casing Elevation ^a	Depth to Water ^b	LNAPL Thickness ^c	Water Table Elevation ^d
TSSMW-9	11/29/2016	35.77	34.69	12.15	0.00	22.54
	2/16/2017		34.69	12.27	0.00	22.42
	5/25/2017		34.69	13.02	0.00	21.67
	8/9/2017		34.69	13.91	0.00	20.78
	11/29/2017		34.69	12.53	0.00	22.16
	2/8/2018		34.69	12.43	0.00	22.26
	5/31/2018		34.69	13.52	0.00	21.17
	8/16/2018		34.69	14.29	0.00	20.40
	12/7/2018		34.69	12.99	0.00	21.70
	2/22/2019		34.69	12.86	0.00	21.83
	6/6/2019		34.69	13.79	0.00	20.90
TSSMW-11	1/18/2010	30.27	30.03	9.07	0.00	20.96
TSSMW-12	1/18/2010	33.45	32.98	11.55	0.00	21.43
	10/31/2011		32.98	13.94	0.00	19.04
	2/1/2012		32.98	11.61	0.00	21.37
	5/7/2012		32.98	11.78	0.00	21.20
	8/20/2012		32.98	12.81	0.00	20.17
	8/5/2013		32.98	12.78	0.00	20.20
	11/11/2013		32.98	12.20	0.00	20.78
	2/17/2014		32.98	11.35	0.00	21.63
	5/19/2014		32.98	11.66	0.00	21.32
	8/11/2014		32.98	13.00	0.00	19.98
	11/17/2014		32.98	12.04	0.00	20.94
	2/25/2015		32.98	11.78	0.00	21.20
	5/21/2015		32.98	12.38	0.00	20.60
	8/3/2015		32.98	13.10	0.00	19.88
	11/24/2015		32.98	11.49	0.00	21.49
	2/23/2016		32.98	12.32	0.00	20.66
	5/9/2016		32.98	12.26	0.00	20.72
	8/23/2016		32.98	13.09	0.00	19.89
	11/29/2016		32.98	10.78	0.00	22.20
	2/14/2017		32.98	11.15	0.00	21.83
	5/25/2017		32.98	11.74	0.00	21.24
	8/7/2017		32.98	12.77	0.00	20.21
11/28/2017	32.98	11.11	0.00	21.87		
2/6/2018	32.98	11.13	0.00	21.85		
5/29/2018	32.98	12.29	0.00	20.69		
8/14/2018	32.98	13.03	0.00	19.95		
12/5/2018	32.98	11.65	0.00	21.33		
2/20/2019	32.98	11.44	0.00	21.54		
	6/4/2019		32.98	12.51	0.00	20.47
TSSMW-13	1/18/2010	35.12	34.80	13.34	0.00	21.46

Notes:

All measurements are in feet. Elevations are in feet above mean sea level (AMSL).

-- Not recorded.

LNAPL Light non-aqueous phase liquid

a PVC casing elevation on the north side of the well casing.

- Survey Coordinate System and Zone: Washington State Plane, South Zone coordinates.
- Horizontal Datum: NAD 83(91) US feet (horizontal accuracy: 0.1').
- Vertical Datum: NAVD'88 (vertical accuracy: 0.01').
- Survey of WCMW-1 through WCMW-6 completed July 3, 2008 by Duane Hartman & Associates (DHA).
- Survey of KBMW-1 through KBMW-10, ESMW-1 and ESMW-7 completed December 14, 2009 by DHA.
- Survey of TSSMW-1 through TSSMW-13 completed January 18, 2010 by DHA. TSSMW-10 was not accessible at the time of the survey. Therefore, vertical data was not obtained.
- Survey of WCMW-1R, WCMW-7 through WCMW-10, KBMW-11, KBMW-12 completed on November 14, 2011 by DHA.
- Wells KBMW-4, KBMW-5, KBMW-8, KBMW-9, KBMW-10, ESMW-7, TSSMW-7, and TSSMW-9 re-surveyed on December 10, 2013 by Parametrix following road construction.
- Survey of RW-1 completed December 18, 2013 by EPI.

b Depth to groundwater measured from top of well casing.

c LNAPL thickness = [Depth to LNAPL] - [Depth to Water]; measured from top of well casing using an electronic oil-water interface probe. Bold value indicates measurable thickness.

d Water table elevations adjusted for the presence of LNAPL using the following formula and assumed LNAPL specific gravity of 0.8: [Water Table Elevation] = [PVC Casing Elevation] - [Depth to Water] + [LNAPL Thickness x 0.80].

Table 2
Groundwater Analytical Results (in µg/L)
Quarterly Groundwater Monitoring and Remediation System Status Report – June 2019
Whitney's Chevrolet, Inc.
123 Pioneer Avenue, Montesano, Washington

Well ID	Date Collected	GRPH ^a	Benzene ^b	Toluene ^b	Ethyl-benzene ^b	Total Xylenes ^b	Naphthalene ^b	PCE ^b	
Monitoring Wells Associated With Whitney's Chevrolet Site									
WCMW-1	12/13/09	9,600	7.9	84.4	58.6	816	121	24.6	
	1/19/10 and /Dup3	5,040/4,910	98.3/117	125/98.5	134/120	900/1,330	70.5/87.7	34.1/35	
WCMW-1R	11/2/11	750	<1.0	1.2	2.6	30.2	6.3	1.5	
	1/31/12	4,740	2.8	23.8	51.7	508	130	16	
	5/7/2012 and /WC-Dup1	6,200/5,770	<1.0/<1.0	<1.0/<1.0	<1.0/<1.0	31.2/25.1	125/157	20.6/14.7	
	8/20/12	267	<1.0	<1.0	<1.0	31.2	<5.0	6.8	
	8/5/13	1,150	<1.0	<1.0	<1.0	<2.0	6.9	2.1	
	11/12/13	<100	<1.0	<1.0	<1.0	<2.0	<5.0	<1.0	
	2/17/14	1,180	<1.0	<1.0	13.0	28.5	23.8	3.4	
	5/20/14	7,190	<1.0	<1.0	22.4	82.1	96.4	7.5	
	8/11/14	<100	<1.0	<1.0	<1.0	<2.0	<5.0	<1.0	
	11/17/14	<100	<1.0	<1.0	<1.0	<2.0	<5.0	<1.0	
	2/26/15	4,280	<1.0	<1.0	17.4	47.7	27.2	4.2	
	5/21/2015 and /WC-Dup1	546/516	<1.0/<1.0	<1.0/<1.0	<1.0/<1.0	<2.0/<2.0	<5.0/<5.0	<1.0/<1.0	
	8/3/15	249	<1.0	<1.0	<1.0	4.1	<5.0	<1.0	
	11/24/15	157	<1.0	<1.0	<1.0	<2.0	<5.0	1.2	
	2/23/16	3,630	<1.0	<1.0	6.8	11.2	9.9	1.6	
	5/9/16	1,620	<1.0	<1.0	1.8	3.1	11.8	<1.0	
	8/24/16	<100	<1.0	<1.0	<1.0	<2.0	<5.0	<1.0	
	11/30/16	2,900	<1.0	<1.0	5.5	12.1	5.4	1.9	
	2/14/17	3,750	<1.0	<1.0	2.5	5.7	7.8	0.8	
	5/23/17	355	<1.0	<1.0	<1.0	<1.0	<1.0	3.1	
	8/7/17	<100	<1.0	<1.0	<1.0	<1.0	<1.0	<1.0	
	11/29/17	<100	<1.0	<1.0	<1.0	<1.0	<1.0	<1.0	
	2/6/18	<100	<1.0	<1.0	<1.0	<1.0	<1.0	1.3	
5/30/18	<100	<1.0	<1.0	<1.0	<1.0	<1.0	<1.0		
8/15/18	<100	<1.0	<1.0	<1.0	<1.0	<1.0	<1.0		
12/6/18	<100	<1.0	<1.0	<1.0	<1.0	<1.0	<1.0		
2/21/19	<100	<1.0	<1.0	<1.0	<1.0	<2.0	<5.0		
6/5/19	<50	<1.0	<1.0	<1.0	<1.0	<2.0	<1.0		
WCMW-2	12/12/09	52,000	1,020	4,350	1,970	10,000	322	23.7	
	1/19/10	41,400	2,490	14,700	6,490	29,500	340	41.9	
	10/31/11	LNAPL – 0.10 foot (1.2 inches)							
	2/1/12	43,600	584	1,100	1,100	2,700	364	21.8	
	5/8/12	49,600	454	2,290	1,140	4,630	1,170	17.7	
	8/20/12	LNAPL – 0.03 foot (0.36 inch)							
	8/6/13	LNAPL – 0.02 foot (0.24 inch)							
	11/11/13	LNAPL – Sheen							
	2/17/14	LNAPL – Sheen							
	5/19/14	LNAPL – Sheen							
	8/11/14	LNAPL – 0.02 foot (0.24 inch)							
	11/18/14	63,800	666	4,010	3,520	15,100	1,010	36	
	2/26/15	LNAPL – Sheen							
	5/21/15	LNAPL – 0.01 foot (0.12 inch)							
	8/3/15	LNAPL – 0.54 foot (6.48 inches)							
	11/24/15	LNAPL – 0.04 foot (0.48 inches)							
	2/23/16	LNAPL – Sheen							
	5/9/16	LNAPL – Sheen							
	8/23/16	LNAPL – 0.51 foot (6.12 inches)							
	11/30/16	49,500	271	1,800	2,050	8,300	1,010	20.1	
	2/15/17	58,200	94	2,230	1,330	5,320	950	17.1	
	5/24/17	65,500	166	1,840	1,780	7,820	1,300	25.4	
	8/9/17	LNAPL – 0.51 foot (6.12 inches)							
11/28/17 and /DUP-1	31,300/35,700	61/71	1,520/1,500	1,140/1,120	5,610/5,540	428/620	27/29		
2/8/18	43,000	48	1,100	54	4,640	400	27		
5/31/18	72,500	29	1,170	758	3,200	773	27		
8/15/18	45,200	17	578	2,350	4,550	456	18		
12/6/18 and /DUP-1	11,600/16,000	3.0/4.4	62/92	21/17	1,870/1,470	131/249	21/17		
2/21/19 and /DUP-1	10,500/10,100	5.2/7.4	246/252	408/372	1,760/1,860	131/139	16/20		
6/5/19 and /DUP-1	30,600 D/32,000 D	6.14/6.45	667 D/674 D	587 D /678 D	5,040 D/7,390 D	753 D/771 D	37.9/38.6		

Table 2
Groundwater Analytical Results (in µg/L)
Quarterly Groundwater Monitoring and Remediation System Status Report – June 2019
Whitney's Chevrolet, Inc.
123 Pioneer Avenue, Montesano, Washington

Well ID	Date Collected	GRPH ^a	Benzene ^b	Toluene ^b	Ethyl-benzene ^b	Total Xylenes ^b	Naphthalene ^b	PCE ^b
WCMW-3	12/12/09	41,000	575	2,190	118	6,450	171	27.1
	1/19/10	26,300	2,370	11,000	4,710	23,400	554	25.5
	11/2/11	37,800	394	2,980	1,760	8,810	534	14.9
	2/2/12	38,600	473	694	941	1,590	749	14.2
	5/9/12	52,500	709	2,950	1,350	6,030	1,280	11.0
	8/22/12	68,900	630	3,660	1,690	8,430	795	14.4
	8/7/13	101,000	346	2,340	1,600	8,200	930	5
	11/12/13	50,900	473	3,360	1,980	9,730	1,040	15
	2/18/14	65,000	397	1,970	1,350	6,450	888	11.8
	5/19/14	58,300	529	2,600	1,720	8,120	1,120	11.0
	8/12/14	138,000	358	3,010	1,940	10,200	4,730	13.2
	2/26/15	43,400	307	1,640	1,820	8,120	403	22.0
	8/4/15	51,500	280	2,680	2,800	12,300	762	24.8
	11/25/2015 and /WC-Dup1	62,000/49,800	169/173	1,640/1,700	1,960/1,790	9,950/9,500	498/275	24/27
	2/24/16	56,200	227	1,330	1,400	7,220	737	14.9
	5/9/16	46,400	179	1,350	1,720	8,790	884	11.9
	8/25/16	49,000	190	1,800	1,710	7,920	358	13.2
	11/30/16	25,400	219	1,480	1,740	7,750	315	13
	2/15/17	23,500	218	1,990	1,340	5,800	797	10.4
	5/24/17	47,200	171	1,410	1,130	5,540	980	13.9
8/9/17	37,500	96	1,410	1,190	5,670	807	12	
11/28/17	36,700	102	1,180	1,220	5,560	620	13	
2/8/18	45,200	64	1,740	102	6,120	384	12	
5/31/18	40,900	43	510	1.9	2,100	345	15	
8/15/18	15,700	14	157	<1.0	1,230	180	3.3	
12/6/18	13,400	12	90	<1.0	2,680	219	66.0	
2/21/19	8,800	17	184	301	1,450	95	7.5	
6/5/19	41,300 D	29	984 D	1,410 D	7,450 D	901 D	12.7	
WCMW-4	12/13/09	26,000	115	2,040	266	5,460	12.6	24
	1/19/10	16,900	167	3,330	1,660	8,150	324	27.5
	11/1/11	7,950	13.1	236	385	1,730	192	21.1
	2/1/12	683	<1.0	<1.0	<1.0	32	30.6	<1.0
	5/8/12 and /WC-Dup2	<100/<100	<1.0/<1.0	<1.0/<1.0	1.1<1.0	<2.0/<2.0	<5.0/<5.0	1.4/1.4
	8/21/12	10,100	50.6	453	132	2,030	221	50.7
	8/7/13	55,100	38	429	844	3,890	607	18.4
	11/11/13	10,600	11	188	346	1,830	351	24
	2/18/14	15,600	12.6	127	51.2	1,750	243	12.2
	5/19/14	22,600	28.9	352	544	2,920	473	12.8
	8/11/14	26,500	16	507	927	5,450	473	8.4
	11/17/14	29,900	22	459	457	9,900	304	27
	2/26/15	33,300	56.8	551	1,160	6,080	245	11.8
	5/21/15	36,200	68	506	561	4,770	534	7.4
	8/3/15	31,600	39.5	512	697	8,240	765	20.3
	11/24/15	25,500	23	430	377	4,410	460	18
	2/24/16	16,000	21.0	168	46.7	2,170	329	15.3
	5/9/16	27,200	45.6	350	998	4,900	828	19.4
	8/24/16	22,500	23.9	154	350	2,920	191	8.0
	11/29/16	217	<1.0	<1.0	<1.0	9.1	<5.0	<1.0
2/15/17	2,340	2.1	10.1	<1.0	234	35.5	3.3	
5/24/17	31,600	19.9	272	739	4,100	654	18.1	
8/8/17	17,300	4.5	89.1	185	1,830	389	9.1	
11/29/17	4,570	1.1	35	33	645	51	5.1	
2/7/18	5,730	<1.0	32	80	597	73	8.4	
5/30/2018 and /Dup-1	51,200/34,200	<1.0/<1.0	101/116	382/126	4,580/3,440	746/808	5.9/8.4	
8/15/2018 and /Dup-1	42,000/36,300 E	<1.0/<1.0	100/100	426/235	3,140/2,340	302/575	7.9/6.3	
12/6/18	8,150	<1.0	<1.0	<1.0	144	327	12.0	
2/20/19	9,200	<1.0	56	259	1,500	44	20	
6/4/19	24,900	<1.0	114	366	4,310	696	11.6	
WCMW-5	12/13/09	7,900	267	274	39.7	1,440	57.3	13.7
	1/19/10	6,890	593	1,290	1,070	4,960	174	14.4
	11/1/11	4,350	51.4	176	278	830	77.7	4.7
	2/1/12	4,280	71.1	192	223	801	137	3.1
	5/8/12	9,050	140	125	93.6	1,060	376	3.3
	8/22/12	8,000	164	307	93.6	1,690	232	4.9

Table 2
Groundwater Analytical Results (in µg/L)
Quarterly Groundwater Monitoring and Remediation System Status Report – June 2019
Whitney's Chevrolet, Inc.
123 Pioneer Avenue, Montesano, Washington

Well ID	Date Collected	GRPH ^a	Benzene ^b	Toluene ^b	Ethyl-benzene ^b	Total Xylenes ^b	Naphthalene ^b	PCE ^b
WCMW-5	8/7/13	26,200	113	346	436	1,690	298	2.2
	2/18/14	6,290	63.3	47.9	205	379	127	4.4
	8/11/14	15,500	76	426	412	1,910	955	1.2
	2/26/15	7,760	167	115	153	872	156	9.8
	8/3/15 and /Dup2	3,540/3,460	16.4/16.4	52.6/45.8	6.8/<1.0	823/569	163/78.0	<5.0/<1.0
	2/23/16	8,680	51.4	35.4	<1.0	1,070	259	<1.0
	8/24/2016 and /Dup-2	4,960/815	16.5/2.4	46.6/1.8	4.7/<1.0	652/37.0	76.7/11.3	<2.0/<1.0
	2/15/17 and /Dup-1	7,120/5,590	71.9/62.3	122/104	108/118	505/512	185/185	5.2/5.4
	8/8/17 and /WCMW-DUP2	16,400/16,900	51.9/50.6	356/531	10.5/79	2,220/2,580	210/215	<1.0/<1.0
	2/7/18	4,800	16	33	86	221	61	5.3
	8/15/18	14,700	47	199	81	1,080	246	<1.0
2/21/19	1,200	4.9	9.6	12	89	50	4.2	
WCMW-6	12/13/09	<100	<1	<1	<1	<2	<5.0	4.7
	1/19/10 and /Dup2	<100/<100	<1/<1	<1/<1	<1/<1	<2/<2	<5.0/<5.0	3.5/4
	10/31/11	<100	<1.0	<1.0	<1.0	<2.0	<5.0	<1.0
	1/31/12 and /WC-Dup1	<100/<100	<1/<1	<1/<1	<1/<1	<2/<2	<5.0/<5.0	1.1/<1.0
	5/7/12	<100	<1.0	<1.0	<1.0	<2.0	<5.0	<1.0
	8/20/12	<100	<1.0	<1.0	<1.0	<2.0	<5.0	1.2
	8/7/13	<100	<1.0	<1.0	<1.0	<2.0	<5.0	<1.0
	11/11/13	<100	<1.0	<1.0	<1.0	<2.0	<5.0	1.4
	2/18/14	<100	<1.0	<1.0	<1.0	<2.0	<5.0	<1.0
	5/19/14	<100	<1.0	<1.0	<1.0	<2.0	<5.0	<1.0
	8/12/14	<100	<1.0	<1.0	<1.0	<2.0	6.6	<1.0
	2/26/15	<100	<1.0	<1.0	<1.0	<2.0	<5.0	<1.0
	8/3/15	<100	<1.0	<1.0	<1.0	<2.0	<5.0	1.5
	2/23/16	<100	<1.0	<1.0	<1.0	<2.0	<5.0	1.2
	8/23/16	<100	<1.0	<1.0	<1.0	<2.0	<5.0	<1.0
	2/14/17	<100	<1.0	<1.0	<1.0	<2.0	<5.0	<1.0
8/8/17	<100	<1.0	<1.0	<1.0	<2.0	<5.0	<1.0	
2/7/18	<100	<1.0	<1.0	<1.0	<2.0	<5.0	<1.0	
8/14/18	<100	<1.0	<1.0	<1.0	<2.0	<5.0	<1.0	
WCMW-7	10/31/11 and /WC-Dup1	<100/<100	<1.0/<1.0	<1.0/<1.0	<1.0/<1.0	<2.0/<2.0	<5.0	1.3/<1.0
	1/31/12	<100	<1.0	<1.0	<1.0	<2.0	<5.0	2.8
	5/7/12	<100	<1.0	<1.0	<1.0	<2.0	<5.0	1.2
	8/20/12	<100	<1.0	<1.0	<1.0	<2.0	<5.0	1.2
	8/5/13 and /WCMW-Dup1	<100/<100	<1.0/<1.0	<1.0/<1.0	<1.0/1.0	<2.0/<2.0	<5.0/<5.0	2.9/2.7
	8/11/14	<100	<1.0	<1.0	<1.0	<2.0	<5.0	<1.0
	8/3/15	<100	<1.0	2.9	<1.0	<2.0	<5.0	<1.0
	8/23/16	<100	<1.0	<1.0	<1.0	<2.0	<5.0	<1.0
	8/7/17 and /WCMW-DUP1	<100/<100	<1.0/<1.0	<1.0/<1.0	<1.0/1.0	<2.0/<2.0	<5.0/<5.0	1.9/1.9
8/14/18	<100	<1.0	<1.0	<1.0	<2.0	<5.0	<1.0	
WCMW-8	10/31/11	<100	<1.0	<1.0	<1.0	<2.0	<5.0	2.1
	1/31/12	<100	<1.0	<1.0	<1.0	<2.0	<5.0	5.3
	5/7/12	<100	<1.0	<1.0	<1.0	<2.0	<5.0	1.8
	8/20/12 and /WC-Dup1	<100/<100	<1.0/<1.0	<1.0/<1.0	<1.0/<1.0	<2.0/<2.0	<5.0/<5.0	6.6/6.1
	8/5/13	<100	<1.0	<1.0	<1.0	<2.0	<5.0	4.3
	2/17/14	<100	<1.0	<1.0	<1.0	<2.0	<5.0	2.8
	8/11/14	<100	<1.0	<1.0	<1.0	<2.0	<5.0	<1.0
	2/26/15	<100	<1.0	<1.0	<1.0	<2.0	<5.0	5.8
	8/3/15	<100	<1.0	<1.0	<1.0	<2.0	<5.0	3.5
	2/23/16	<100	<1.0	<1.0	<1.0	<2.0	<5.0	4.4
	8/23/16	<100	<1.0	<1.0	<1.0	<2.0	<5.0	<1.0
	2/14/17	<100	<1.0	<1.0	<1.0	<2.0	<5.0	1.9
	8/7/17	<100	<1.0	<1.0	<1.0	<2.0	<5.0	1.8
2/8/18	<100	<1.0	<1.0	<1.0	<2.0	<5.0	<1.0	
8/14/18	<100	<1.0	<1.0	<1.0	<2.0	<5.0	<1.0	

Table 2
Groundwater Analytical Results (in µg/L)
Quarterly Groundwater Monitoring and Remediation System Status Report – June 2019
Whitney's Chevrolet, Inc.
123 Pioneer Avenue, Montesano, Washington

Well ID	Date Collected	GRPH ^a	Benzene ^b	Toluene ^b	Ethyl-benzene ^b	Total Xylenes ^b	Naphthalene ^b	PCE ^b
WCMW-9	10/31/11	<100	<1.0	<1.0	<1.0	<2.0	<5.0	1.5
	1/31/12	<100	<1.0	<1.0	<1.0	<2.0	<5.0	<1.0
	5/7/12	<100	<1.0	<1.0	<1.0	<2.0	<5.0	<1.0
	8/20/12	<100	<1.0	<1.0	<1.0	<2.0	<5.0	<1.0
	8/5/13	<100	<1.0	<1.0	<1.0	<2.0	<5.0	<1.0
	11/12/13	<100	<1.0	1.3	<1.0	<2.0	14	1.1
	2/17/14	<100	<1.0	<1.0	<1.0	<2.0	<5.0	<1.0
	5/19/14 and WC-Dup1	<100/<100	<1.0/<1.0	<1.0/<1.0	<1.0/<1.0	<2.0/<2.0	<5.0/<5.0	<1.0/<1.0
	8/11/14	<100	<1.0	<1.0	<1.0	<2.0	<5.0	<1.0
	8/3/15	<100	<1.0	<1.0	<1.0	<2.0	<5.0	1.1
8/23/16	<100	<1.0	<1.0	<1.0	<2.0	<5.0	<1.0	
8/7/17	<100	<1.0	<1.0	<1.0	<2.0	<5.0	<1.0	
WCMW-10	10/31/11	<100	<1.0	<1.0	<1.0	<2.0	<5.0	<1.0
	1/31/12	1,230	<1.0	<1.0	2.3	<2.0	43.0	<1.0
	5/7/12	2,060	<1.0	<1.0	<1.0	<2.0	28.8	<1.0
	8/20/12	2,690	<1.0	<1.0	<1.0	<2.0	37.4	<1.0
	8/5/13	2,770	<1.0	<1.0	<1.0	<2.0	52.0	<1.0
	11/11/13	2,400	<1.0	1.2	<1.0	<2.0	47.0	<1.0
	2/17/14	2,510	<1.0	<1.0	1.7	<2.0	36.5	<1.0
	5/19/14	2,580	<1.0	<1.0	6.2	<2.0	75.2	<1.0
	8/11/14	9,600	<1.0	1.4	3.5	7.1	64.7	<1.0
	11/17/14	2,100	<1.0	<1.0	<1.0	3.6	32	<1.0
	2/26/2015 and Dup-1	2,510/2,750	<1.0	<1.0	4.9	<2.0	27.7	<1.0
	5/21/15	3,030	<1.0	<1.0	<1.0	<2.0	29.1	<1.0
	8/3/2015 and Dup-1	2,270/2,640	<1.0/<1.0	<1.0/<1.0	1.4/1.2	<2.0/<2.0	30.2/41.0	<1.0/<1.0
	11/24/15	2,800	<1.0	<1.0	1.6	<2.0	13	<1.0
	2/23/16	3,570	<1.0	<1.0	6.0	<2.0	67.6	<1.0
	5/9/16	2,270	<1.0	<1.0	1.9	<2.0	78.7	<1.0
	8/24/16	600	<1.0	<1.0	<1.0	<2.0	28.7	<1.0
	11/29/16	2,060	<1.0	<1.0	1.7	5.3	7.5	<1.0
	2/14/16	2,820	<1.0	<1.0	<1.0	<2.0	<5.0	<1.0
	5/23/17	<100	<1.0	<1.0	<1.0	<2.0	<5.0	<1.0
8/7/17	<100	<1.0	<1.0	<1.0	<2.0	<5.0	<1.0	
11/28/17	<100	<1.0	<1.0	<1.0	<2.0	<5.0	<1.0	
2/6/18	<100	<1.0	<1.0	<1.0	<2.0	<5.0	<1.0	
5/30/18	<100	<1.0	<1.0	<1.0	<2.0	<5.0	<1.0	
8/15/18	<100	<1.0	<1.0	<1.0	<2.0	<5.0	<1.0	
12/6/18	<100	<1.0	<1.0	<1.0	<2.0	<5.0	<1.0	
2/21/19	<100	<1.0	<1.0	<1.0	<2.0	<5.0	<1.0	
6/5/19	<50	<1.0	<1.0	<1.0	<2.0	<1.0	<1.0	
KBMW-1	12/13/09	<100	<1	<1	<1	<2	<5.0	9.3
	1/18/10	<100	9.8	<1	<1	<2	<5.0	9.8
	11/1/11	<100	<1.0	<1	<1.0	<2	<5.0	<1.0
	2/2/12	211	<1.0	<1.0	<1.0	<2.0	<5.0	3.3
	5/9/12	236	1.7	<1.0	<1.0	<2.0	<5.0	6.3
	8/22/12 and WC-Dup3	245/<100	<1.0/<1.0	<1.0/<1.0	<1.0/<1.0	<2.0/<2.0	<5.0/<5.0	<1.0/<1.0
	8/7/13	404	<1.0	<1.0	<1.0	<2.0	<5.0	<1.0
	2/17/14 and WC-Dup1	<100/<100	<1.0/<1.0	<1.0/<1.0	<1.0/<1.0	<2.0/<2.0	<5.0/<5.0	2.6/2.5
	8/12/14	<100	<1.0	<1.0	<1.0	<2.0	<5.0	<1.0
	2/26/15	305	3.6	<1.0	<1.0	<2.0	<5.0	6.9
	8/3/15	<100	<1.0	<1.0	<1.0	<2.0	<5.0	0.9j
	2/24/16	355	12.4	<1.0	<1.0	<2.0	<5.0	8.7
	8/24/16	110	<1.0	<1.0	<1.0	<2.0	<5.0	<1.0
	2/15/17	<100	6.0	<1.0	<1.0	<2.0	<5.0	<1.0
	8/8/17	138	<1.0	<1.0	<1.0	<2.0	<5.0	<1.0
	2/8/18	<100	<1.0	<1.0	<1.0	<2.0	<5.0	<1.0
8/14/18	<100	<1.0	<1.0	<1.0	<2.0	<5.0	<1.0	
2/21/19	<100	<1.0	<1.0	<1.0	<2.0	<5.0	<1.0	
KBMW-2	12/13/09	38,000	553	5,750	<1	8,110	228	9.2
	1/18/10	27,500	709	8,310	2,200	10,300	282	<1
	10/31/11	LNAPL – 0.04 foot (0.48 inches)						
	2/2/12	38,300	190	2,170	864	3,280	302	<1.0
	5/9/12	43,600	261	2,790	714	3,430	582	<1.0

Table 2
Groundwater Analytical Results (in µg/L)
Quarterly Groundwater Monitoring and Remediation System Status Report – June 2019
Whitney's Chevrolet, Inc.
123 Pioneer Avenue, Montesano, Washington

Well ID	Date Collected	GRPH ^a	Benzene ^b	Toluene ^b	Ethyl-benzene ^b	Total Xylenes ^b	Naphthalene ^b	PCE ^b
KBMW-2	8/20/12	LNAPL – 0.21 foot (2.52 inches)						
	8/6/13	LNAPL – 0.40 foot (4.80 inches)						
	11/11/13	LNAPL – 0.01 foot (0.12 inch)						
	2/17/14	LNAPL – Sheen						
	5/19/14	LNAPL – Sheen						
	8/11/14	LNAPL – 0.01 foot (0.06 inch)						
	11/18/14	41,100	156	3,960	1,510	6,190	2,440	<20
	2/26/15	LNAPL – Sheen						
	5/21/15	LNAPL – Sheen						
	8/3/15	LNAPL – 0.05 foot (0.6 inch)						
	11/25/15	LNAPL – Sheen						
	2/23/16	LNAPL – 0.02 foot (0.24 inch)						
	5/9/16	LNAPL – 0.02 foot (0.24 inch)						
	8/23/16	LNAPL – 0.03 foot (0.36 inch)						
	11/30/16	8,700	19.6	363	185	929	297	5.4
	2/15/17	12,400	43.0	618	129	1,100	204	3.2
	5/24/2017 and DUP-1	2,880/2,740	<1.0/<1.0	<1.0/<1.0	<1.0/<1.0	94.5/176	27.2/<5.0	3.3/5.8
	8/8/17	2,400	<1.0	8.6	<1.0	288	<5.0	1.6
	11/29/17	1,820	<1.0	1.1	21	223	25	1.2
	2/7/2018 and DUP-1	1,060/1,170	<1.0/<1.0	<1.0/<1.0	1.2/<1.0	29/27	13/7.6	<1.0/<1.0
5/31/18	1,510	<1.0	<1.0	<1.0	3.7	<5.0	<1.0	
8/16/18	152	<1.0	<1.0	<1.0	<2.0	<5.0	1.1	
12/7/18	<100	<1.0	<1.0	<1.0	<2.0	<5.0	<1.0	
2/21/19	150	<1.0	<1.0	<1.0	3.0	<5.0	0.93 J	
6/5/19	<50	<1.0	<1.0	<1.0	<2.0	<1.0	<1.0	
KBMW-3	12/13/09	200	10	3.5	<1	3.8	<5.0	<1
	1/18/10	160	10.9	9.1	<1	4.2	5.3	<1
	11/2/11	657	6.3	1.2	12.3	15.2	12.9	<1.0
	2/2/12	191	4.3	<1.0	<1.0	<2.0	<5.0	<1.0
	5/9/12	346	<1.0	<1.0	<1.0	<2.0	<5.0	<1.0
	8/22/12	787	7.1	3.1	14.7	55.7	14.8	<1.0
	8/6/13	475	2.0	<1.0	<1.0	<2.0	<5.0	<1.0
	2/17/14	<100	<1.0	<1.0	<1.0	<2.0	<5.0	<1.0
	8/12/14	430	<1.0	<1.0	<1.0	<2.0	<5.0	<1.0
	2/26/15	280	1.7	<1.0	<1.0	<2.0	<5.0	<1.0
	8/4/15	2,440	10.8	2.9	28.6	67.8	24.0	<1.0
	2/24/2016 and /WCMW-Dup2	<100/103	<1.0/<1.0	<1.0/<1.0	<1.0/<1.0	<2.0/<2.0	<5.0/<5.0	<1.0/<1.0
	8/24/16	2,480	15.1	3.5	36.1	68.3	25.7	<1.0
	2/15/17	<100	<1.0	<1.0	<1.0	<2.0	<5.0	<1.0
	8/8/17	<100	<1.0	<1.0	<1.0	<2.0	<5.0	<1.0
	2/7/18	<100	<1.0	<1.0	<1.0	<2.0	<5.0	<1.0
8/15/18	<100	<1.0	<1.0	<1.0	<2.0	<5.0	<1.0	
2/20/19	<100	<1.0	<1.0	<1.0	<2.0	<5.0	<1.0	
KBMW-4	12/13/09	24,000	279	431	1,390	4,340	195	4.2
	1/19/10	25,400	565	1,140	1,800	6,300	200	<1
	10/31/11	LNAPL – Sheen						
	2/1/12	8,960	16	7.6	116	276	62.3	<1.0
	5/8/12	22,600	71.8	46.5	565	1,250	517	<1.0
	8/21/12	20,600	69.2	67	598	1,270	298	<1.0
	8/6/13	29,600	37	29	744	1,330	416	<1.0
	11/12/13	9,610	37	25	575	992	293	<1.0
	2/18/14	7,030	17.8	9.9	234	281	106	<1.0
	5/20/14 and /WCMW-Dup2	3,940/4,000	10.4/9.8	4.3/4.1	142/122	123/124	115/107	<1.0/<1.0
	8/12/14	28,000	22.1	22	497	1,510	426	<1.0
	11/18/14	2,730	11	3.0	112	280	48	<1.0
	2/26/15	2,070	2.7	<1.0	4.9	17	26.5	<1.0
	5/21/15	3,270	<1.0	<1.0	<1.0	68	44	<1.0
	8/4/15	3,280	15.8	15.2	84.4	354	<5.0	<1.0
	11/24/15	1,970	6.7	1.5	58	53	26	<1.0
	2/24/16	1,730	<1.0	<1.0	2.4	<2.0	<5.0	<1.0
	5/9/16	2,860	3.2	<1.0	12.8	11.1	23.4	<1.0
8/25/16	1,870	9.6	13.4	192	309	74.0	<1.0	
11/29/16	190	<1.0	<1.0	<1.0	<2.0	<5.0	<1.0	
2/15/17	350	<1.0	<1.0	<1.0	<2.0	<5.0	<1.0	

Table 2
Groundwater Analytical Results (in µg/L)
Quarterly Groundwater Monitoring and Remediation System Status Report – June 2019
Whitney's Chevrolet, Inc.
123 Pioneer Avenue, Montesano, Washington

Well ID	Date Collected	GRPH ^a	Benzene ^b	Toluene ^b	Ethyl-benzene ^b	Total Xylenes ^b	Naphthalene ^b	PCE ^b
KBMW-4	5/24/17	208	<1.0	<1.0	<1.0	<2.0	<5.0	<1.0
	8/8/17	520	1.0	2.7	9.6	58.6	<5.0	<1.0
	11/29/17	<100	<1.0	<1.0	<1.0	3.9	<5.0	<1.0
	11/29/17	<100	<1.0	<1.0	<1.0	<1.0	<5.0	<1.0
	5/31/18	500	<1.0	<1.0	<1.0	<1.0	<5.0	<1.0
	8/15/18	<100	<1.0	<1.0	<1.0	5.3	<5.0	<1.0
	12/6/18	<100	<1.0	<1.0	<1.0	<2.0	<5.0	<1.0
	2/21/19	120	<1.0	<1.0	<1.0	4.1	<5.0	<1.0
6/5/19	<50	<1.0	<1.0	<1.0	<2.0	<1.0	<1.0	
KBMW-5	12/13/09	<100	<1	<1	<1	<2	<5.0	<1
	1/18/10	<100	<1	<1	<1	<2	<5.0	<1
	11/2/11	<100	<1.0	<1.0	<1.0	<2.0	<5.0	<1.0
	2/2/12	<100	<1.0	<1.0	<1.0	<2.0	6.1	<1.0
	5/9/12	<100	<1.0	<1.0	<1.0	<2.0	<5.0	<1.0
	8/22/12	<100	<1.0	<1.0	<1.0	<2.0	<5.0	<1.0
	8/6/13	<100	<1.0	<1.0	<1.0	<2.0	<5.0	<1.0
	11/12/13	<100	<1.0	<1.0	<1.0	<2.0	<5.0	<1.0
	2/17/14	<100	<1.0	<1.0	<1.0	<2.0	<5.0	<1.0
	5/20/14	<100	<1.0	<1.0	<1.0	<2.0	<5.0	<1.0
	8/13/14 and /Dup-3	<100/<100	<1.0/<1.0	<1.0/<1.0	<1.0/<1.0	<2.0/<2.0	<5.0/<5.0	<1.0/<1.0
	8/4/15	<100	<1.0	<1.0	<1.0	<2.0	<5.0	<1.0
	8/24/16	<100	<1.0	<1.0	<1.0	<2.0	<5.0	<1.0
8/8/17	<100	<1.0	<1.0	<1.0	<2.0	<5.0	<1.0	
8/16/18 and /Dup-2	<100/190	<1.0/<1.0	1.6/0.94J	<1.0/<1.0	1.9J/2.5	8.6/7.1	<1.0/<1.0	
KBMW-6	12/13/09	<100	<1	<1	<1	<2	<5.0	<1
	1/18/10	<100	<1	<1	<1	<2	<5.0	<1
	11/2/11 and /WC-Dup3	<100/<100	<1.0/<1.0	<1.0/<1.0	<1.0/<1.0	<2.0/<2.0	<5.0/<5.0	<1.0/<1.0
	2/2/12 and /WC-Dup3	<100/<100	<1.0/<1.0	<1.0/<1.0	<1.0/<1.0	<2.0/<2.0	<5.0/<5.0	<1.0/<1.0
	5/9/12 and /WC-Dup3	<100/<100	<1.0/<1.0	<1.0/<1.0	<1.0/<1.0	<2.0/<2.0	<5.0/<5.0	<1.0/<1.0
	8/21/12	<100	<1.0	<1.0	<1.0	<2.0	<5.0	<1.0
	8/6/13	<100	<1.0	<1.0	<1.0	<2.0	<5.0	<1.0
	8/12/14 and /Dup-2	<100/<100	<1.0/<1.0	<1.0/<1.0	<1.0/<1.0	<2.0/<2.0	5.6/<5.0	<1.0/<1.0
	8/3/15	<100	<1.0	<1.0	<1.0	<2.0	<5.0	<1.0
	8/23/16	<100	<1.0	<1.0	<1.0	<2.0	<5.0	<1.0
8/8/17	<100	<1.0	<1.0	<1.0	<2.0	<5.0	<1.0	
KBMW-7	12/13/09	800	11.6	4.1	<1	13.1	16	9.1
	1/19/10	1,090	8.5	13	146	352	39.5	6.8
	11/1/11	1,090	20.6	20.3	98.6	287	84.7	4.7
	1/31/12	1,460	4.2	1.4	31.6	114	43.6	2
	5/7/12	1,170	1.7	1.7	2.3	42.4	11.0	<1.0
	8/21/12	1,750	14.7	6.1	<1.0	92.6	21.3	1.4
	8/6/13	2,630	13.4	12.4	42.7	88.0	12.3	<1.0
	11/11/13	8,640	106	43	295	768	263	3.5
	2/18/14	2,260	9.5	2.8	49.3	76.2	42.8	<1.0
	5/19/14	1,650	9.0	3.2	41.7	63.6	38.9	<1.0
	8/11/14	1,880	27.6	26.9	48.5	96.9	52.5	<1.0
	11/18/14 and Dup-2	3,290/2,870	30/31	1.8/1.6	25/18	49/48	111/63	<1.0/<1.0
	2/26/15	1,560	11.2	3.2	25.8	54.2	25.9	<1.0
	5/21/15	3,460	32.0	14	48	155	55	<1.0
	8/3/15	1,640	13.5	15.0	<1.0	157	19.3	1.1
	11/24/15	958	2.4	<1.0	<1.0	3.8	<5.0	<1.0
	2/23/16	2,420	10.7	3.2	34.3	46.5	51.2	1.3
	5/9/16	1,040	12.8	5.6	32	21.6	22.2	<1.0
	8/24/2016 and /Dup-1	680/219	5.8/<1.0	4.1/<1.0	<1.0/<1.0	57.8/<2.0	20.4/11.6	<1.0/<1.0
	11/30/16	1,140	10.2	3.2	2.2	32.4	8.8	1.7
2/14/17	3,170	12.5	7.2	37.5	117	53.2	2.6	
5/23/17	1,020	10.7	3.8	<1.0	63.1	<5.0	3.2	
8/8/17	114	1.6	<1.0	<1.0	<2.0	<5.0	<1.0	
11/29/17	880	2.0	<1.0	9.2	11	18	<1.0	
2/7/18	2,640	12.0	10	66	81	33	1.6	
5/30/18	2,020	3.2	2.2	<1.0	52	11	1.2	

Table 2
Groundwater Analytical Results (in µg/L)
Quarterly Groundwater Monitoring and Remediation System Status Report – June 2019
Whitney's Chevrolet, Inc.
123 Pioneer Avenue, Montesano, Washington

Well ID	Date Collected	GRPH ^a	Benzene ^b	Toluene ^b	Ethyl-benzene ^b	Total Xylenes ^b	Naphthalene ^b	PCE ^b
KBMW-7	8/15/18	1,350	<1.0	23	5.0	35	116	<1.0
	12/6/18	500	1.2	<1.0	<1.0	6.7	<5.0	<1.0
	2/20/19	840	<1.0	<1.0	<1.0	15	7.9	<1.0
	6/5/19	192	<1.0	<1.0	<1.0	5.1	5.25	<1.0
KBMW-8	12/13/09 and /Dup2	2,700/4,000	54.4/64.5	8.9/20.8	<1/6.8	147/262	<5.0/<5.0	4.5/3.7
	1/19/10	223	21.8	48.4	19.5	76.2	38.7	3.9
	11/1/11	1,990	19.9	5.0	108	66.3	45.4	<1.0
	2/1/12	<100	<1.0	<1.0	<1.0	<2.0	<5.0	<1.0
	5/8/12	<100	<1.0	<1.0	<1.0	<2.0	<5.0	<1.0
	8/21/12	209	3.4	<1.0	6.7	<2.0	<5.0	<1.0
	8/6/13 and /WCMW-Dup2	335/506	3.5/3.6	<1.0/<1.0	8.8/6.1	2.2/<2.0	5.9/<5.0	<1.0/<1.0
	2/18/14 and WC-Dup2	<100/<100	<1.0/<1.0	<1.0/<1.0	<1.0/<1.0	<2.0/<2.0	<5.0/<5.0	<1.0/<1.0
	8/12/14	<100	<1.0	<1.0	<1.0	<2.0	<5.0	<1.0
	2/26/15	<100	<1.0	<1.0	<1.0	<2.0	<5.0	<1.0
	8/4/15	<100	<1.0	<1.0	<1.0	<2.0	<5.0	<1.0
	2/23/16	<100	<1.0	<1.0	<1.0	<2.0	<5.0	<1.0
	8/25/16	360	2.6	<1.0	<1.0	5.0	<5.0	<1.0
	2/15/17	380	2.1	<1.0	1.9	4.9	<5.0	<1.0
	8/8/17	<100	<1.0	<1.0	<1.0	<2.0	<5.0	<1.0
	2/7/18	<100	<1.0	<1.0	<1.0	<2.0	<5.0	<1.0
8/14/18	<100	<1.0	<1.0	<1.0	<2.0	68	<1.0	
2/21/19	<100	<1.0	<1.0	3.2	16.7	<5.0	<1.0	
KBMW-9	12/14/09	37,000	516	3,850	1,900	9,100	479	1.8
	1/18/10	24,900	778	6,290	3,760	17,000	370	2
	11/1/11	LNAPL – 0.55 foot (6.60 inches)						
	2/1/12	LNAPL – 0.21 foot (2.52 inches)						
	5/8/12	LNAPL – 0.23 foot (2.76 inches)						
	8/21/12	LNAPL – 0.69 foot (8.28 inches)						
	8/5/13	Not accessible due to road construction						
	11/12/13	LNAPL – 0.07 foot (0.84 inch)						
	2/18/14	LNAPL – Sheen						
	5/20/14	LNAPL – Sheen						
	8/12/14	LNAPL – 0.08 foot (1 inch)						
	2/26/15	LNAPL – Sheen						
	5/22/15	LNAPL – 0.16 foot (1.92 inches)						
	8/3/15							
	11/25/15	LNAPL – Sheen						
	2/24/16	LNAPL – 0.04 foot (0.48 inches)						
	5/9/16	LNAPL – 0.04 foot (0.48 inches)						
	8/23/16	LNAPL – 0.51 foot (6.12 inches)						
	11/30/16	39,500	49.1	417	1,800	9,170	651	1.2
	2/16/17	49,800	22.8	342	918	5,300	670	<1.0
5/25/17	43,400	22.5	203	916	5,330	851	<1.0	
8/9/17	<100	<1.0	<1.0	<1.0	<2.0	<5.0	<1.0	
11/29/17	17,500	5.9	100	493	2,900	289	<1.0	
2/8/18	16,900	2.9	25	315	1,840	87	<1.0	
5/31/18	30,000	<1.0	59	510	2,820	855	<1.0	
8/16/18	34,100	1.7	28	543	2,970	537	<1.0	
12/7/18	714	<1.0	<1.0	<1.0	26	131	<1.0	
2/22/19	<100	<1.0	<1.0	<1.0	32	5.5	<1.0	
6/6/19	13,600 D	1.8	17.6	1.93	1,620 D	383 D	<1.0	
KBMW-10	12/14/09	<100	<1	<1	<1	<2	<5.0	5.9
	1/18/10	<100	<1	<1	<1	<2	<5.0	4.2
	11/1/11	<100	<1.0	<1.0	<1.0	<2.0	<5.0	2.4
	2/1/12	<100	<1.0	<1.0	<1.0	<2.0	<5.0	2.5
	5/8/12	<100	<1.0	<1.0	<1.0	<2.0	<5.0	1.6
	8/21/12	<100	<1.0	<1.0	<1.0	<2.0	<5.0	1.7
	8/5/13	Not accessible due to road construction						
	11/12/13	160	7.8	<1.0	1.6	<2.0	<5.0	2.4
	8/12/14	<100	<1.0	<1.0	<1.0	<2.0	<5.0	<1.0
	8/4/15	<100	<1.0	<1.0	<1.0	<2.0	<5.0	2.0
	8/26/16	<100	<1.0	<1.0	<1.0	<2.0	<5.0	<1.0
8/9/17	<100	<1.0	<1.0	<1.0	<2.0	<5.0	<1.0	
8/16/18	<100	<1.0	<1.0	<1.0	<2.0	<5.0	<1.0	

Table 2
Groundwater Analytical Results (in µg/L)
Quarterly Groundwater Monitoring and Remediation System Status Report – June 2019
Whitney's Chevrolet, Inc.
123 Pioneer Avenue, Montesano, Washington

Well ID	Date Collected	GRPH ^a	Benzene ^b	Toluene ^b	Ethyl-benzene ^b	Total Xylenes ^b	Naphthalene ^b	PCE ^b	
KBMW-11	8/12/14	<100	<1.0	<1.0	<1.0	<2.0	<5.0	<1.0	
	8/4/15	<100	<1.0	<1.0	<1.0	<2.0	<5.0	2.0	
	11/1/11	<100	<1.0	<1.0	<1.0	<2.0	<5.0	<1.0	
	2/1/12	<100	<1.0	<1.0	<1.0	<2.0	<5.0	<1.0	
	5/8/12	<100	<1.0	<1.0	<1.0	<2.0	<5.0	<1.0	
	8/21/12	<100	2.0	<1.0	<1.0	<2.0	<5.0	<1.0	
	8/6/13	<100	<1.0	<1.0	<1.0	<2.0	<5.0	<1.0	
	8/12/14	<100	<1.0	<1.0	<1.0	<2.0	<5.0	<1.0	
	8/3/15	397	<1.0	6.4	9.7	51.9	74.8	<1.0	
8/25/16	<100	<1.0	<1.0	<1.0	<2.0	<5.0	<1.0		
8/8/17	<100	<1.0	<1.0	<1.0	<2.0	<5.0	<1.0		
KBMW-12	11/1/11	49,000	1,470	3,780	2,290	9,210	376	<1.0	
	2/1/12	51,600	4,440	12,600	2,330	10,500	212	<1.0	
	5/8/12	83,000	2,090	8,370	3,000	11,100	310	<1.0	
	8/21/12	68,400	932	5,500	2,010	8,130	297	<1.0	
	8/6/13	104,000	398	5,100	2,100	9,260	245	<1.0	
	8/12/14	55,700	270	2,620	1,380	5,850	129	<1.0	
	8/3/15	20,400	62.6	528	1,170	4,580	149	<1.0	
	8/25/16	6,420	75.8	35	290	719	40.0	<5.0	
8/8/17	17,200	22.8	25.5	873	1,920	86.1	<5.0		
ESMW-1	12/13/09 and /Dup1	800/650	11.3/8.8	8.2/<1	1.1/<1	29.6/12.1	<5.0/<5.0	<1/<1	
	1/19/10 and /Dup1	658/695	10.9/10.9	10.2/10.4	3.5/3.2	32.2/29.5	28.2/29.1	<1/<1	
	10/31/11	1,300	6.2	4.3	28.2	37.1	12.4	<1.0	
	1/31/12	2,060	7.5	6.3	46.2	47.5	57.6	<1.0	
	5/7/12	4,180	5.8	4.2	38.7	13.5	20.4	<1.0	
	8/20/12	1,430	2.0	<1.0	2.1	7.4	<5.0	<1.0	
	8/5/13	585	1.4	<1.0	2.9	<2.0	1.9	<1.0	
	11/11/13	449	4.4	1.5	29	3.3	<5.0	<1.0	
	2/17/14	1,500	4.4	1.8	27.1	4.1	11.9	<1.0	
	5/19/14	1,540	3.2	1.0	25.2	<2.0	17.1	<1.0	
	8/11/14 and /WC-Dup1	500/<100	<1.0/<1.0	<1.0/<1.0	3.1/<1.0	<2.0/2.0	<5.0/<5.0	<1.0/<1.0	
	11/17/14	358	<1.0	<1.0	4.3	2.7	41	<1.0	
	2/26/2015 and Dup-2	1180/1450	3.2/4.0	1.4/1.9	27/30.8	4.4/6.1	14/20.2	<1.0/<1.0	
	5/21/15	610	<1.0	<1.0	<1.0	<2.0	<1.0	<1.0	
	8/3/15	100	<1.0	<1.0	<1.0	<2.0	<1.0	<1.0	
	11/24/15	325	<1.0	<1.0	8.5	2.9	<1.0	<1.0	
	8/11/14 and /WC-Dup1	1,960/1,890	1.8/1.8	1.0/1.0	38.3/36.0	1.9j/1.9j	5.2/6.0	<1.0/<1.0	
	5/9/16	500	<1.0	<1.0	1.7	<2.0	<5.0	<1.0	
	8/24/16	100	<1.0	<1.0	<1.0	<2.0	<5.0	<1.0	
	11/30/16	927	<1.0	<1.0	<1.0	<2.0	<5.0	<1.0	
	2/14/17	1,240	<1.0	<1.0	7.2	<2.0	<5.0	<1.0	
	2/14/17	<100	<1.0	<1.0	<1.0	<2.0	<5.0	<1.0	
	8/7/17	<100	<1.0	<1.0	<1.0	<2.0	<5.0	<1.0	
11/28/17	<100	<1.0	<1.0	<1.0	<2.0	<5.0	<1.0		
2/6/18	<100	<1.0	<1.0	<1.0	<2.0	<5.0	<1.0		
5/30/18	<100	<1.0	<1.0	<1.0	<2.0	<5.0	<1.0		
8/15/18	<100	<1.0	<1.0	<1.0	<2.0	<5.0	<1.0		
12/6/18	<100	<1.0	<1.0	<1.0	<2.0	<5.0	<1.0		
2/21/19	<100	<1.0	<1.0	<1.0	<2.0	<5.0	<1.0		
6/5/19	<50	<1.0	<1.0	<1.0	<2.0	<1.0	<1.0		
ESMW-7	12/13/09	3,600	76.5	30.2	5.1	680	<5.0	6.4	
	1/19/10	1,990	127	39.5	292	649	32.1	<1	
	11/1/12	5,800	135	31.4	520	645	133	<1.0	
	2/1/12 and /WC-Dup2	1,180/804	56.6/29.1	7.7/3.9	91/20.1	127/67.4	38.9	<1.0/<1.0	
	5/8/12	5,350	94.8	41.8	207	427	106	<1.0	
	8/21/12 and /WC-Dup2	10,200/16,000	312/349	45.1/46.7	612/789	1,400/1,700	409/420	<1.0/<1.0	
	8/5/13	Not accessible due to road construction							
	11/12/13	18,100	188	158	1,200	2,860	536	<1.0	
	2/18/14	718	10.7	3.7	45.7	67.5	17.7	<1.0	
5/19/14	147	2.2	<1.0	7.0	15.3	3.2	<1.0		
8/12/14	10,500	108	18.7	253	300	395	<1.0		

Table 2
Groundwater Analytical Results (in µg/L)
Quarterly Groundwater Monitoring and Remediation System Status Report – June 2019
Whitney's Chevrolet, Inc.
123 Pioneer Avenue, Montesano, Washington

Well ID	Date Collected	GRPH ^a	Benzene ^b	Toluene ^b	Ethyl-benzene ^b	Total Xylenes ^b	Naphthalene ^b	PCE ^b
ESMW-7	11/18/14	6,210	57	35	503	1,170	114	<5.0
	2/26/15	10,100	122	74	512	988	196	<5.0
	5/22/15	10,100	159	66	955	1,300	360	<5.0
	8/4/2015 and WC-Dup3	8,100/10,900	71.0/77.6	32.9/33.9	634/885	910/1,300	166/332	<5.0/<1.0
	11/25/15	7,340	58	31	402	655	57	<1.0
	2/24/16	322	2.5	1.2	14.8	17.2	<5.0	<1.0
	5/9/2016 and WC-Dup1	11,200/9,300	112/79.5	58.0/36.0	706/593	873/727	858/704	<1.0/<1.0
	8/25/16	4,520	79.2	23.2	440	273.0	106	<5.0
	11/30/16	<100	<1.0	<1.0	<1.0	<2.0	<5.0	<1.0
	2/15/17	<100	<1.0	<1.0	<1.0	<2.0	<5.0	<1.0
	5/24/17	<100	<1.0	<1.0	<1.0	<2.0	<5.0	<1.0
	8/8/17	<100	<1.0	<1.0	<1.0	<2.0	<5.0	<1.0
	11/29/17	<100	<1.0	<1.0	<1.0	<2.0	<5.0	<1.0
	2/7/18	<100	<1.0	<1.0	<1.0	<2.0	<5.0	<1.0
	5/30/18	<100	<1.0	<1.0	<1.0	<2.0	<5.0	<1.0
8/15/18	126	<1.0	<1.0	<1.0	5.5	7.1	<1.0	
2/21/19	<100	<1.0	<1.0	<1.0	<2.0	<5.0	<1.0	
Monitoring Wells Associated With Tony's Short Stop Site, 326 South Main Street, Montesano, WA								
TSSMW-2	1/18/10	92,100	22,300	66,700	10,700	47,600	99	<4
TSSMW-4	1/18/10	LNAPL – 0.8 foot (0.96 inches)						
TSSMW-5	1/18/10	<100	<1	<1	<1	<2	<5	<1
TSSMW-6	1/18/10	<100	<1	<1	<1	<2	<5	4.4
TSSMW-7	1/18/10	107	2.3	<1	1.4	17	<5	2
	11/1/11	315	4.1	<1.0	3.2	3.3	14.2	1.2
	2/1/12	<100	<1.0	<1.0	<1.0	<2.0	<5.0	<1.0
	5/8/12	<100	<1.0	<1.0	<1.0	<2.0	<5.0	<1.0
	8/21/12	557	<1.0	<1.0	<1.0	45.7	12.7	1.0
	8/6/13	1,100	4.0	2.0	<1.0	61.3	24.7	<1.0
	11/12/13 and /Dup-2	224/<100	<1.0/<1.0	<1.0/<1.0	1.3/<1.0	21/<2.0	30/<5.0	1.2/1.0
	2/18/14	<100	<1.0	<1.0	<1.0	<2.0	<5.0	<1.0
	5/19/14	<100	<1.0	<1.0	<1.0	<2.0	<5.0	<1.0
	8/12/14	740	6.5	3.0	<1.0	52.9	22.3	<1.0
	11/18/14	619	<1.0	<1.0	<1.0	<2.0	<5.0	1.0
	2/26/15	<100	<1.0	<1.0	<1.0	<2.0	<5.0	<1.0
	5/21/15	117	<1.0	<1.0	<1.0	<2.0	<5.0	<1.0
	8/4/15	225	1.6	1.1	3.2	36.8	16.6	<1.0
	11/25/15	117	<1.0	<1.0	<1.0	<2.0	5.8	<1.0
	2/23/16	<100	<1.0	<1.0	<1.0	<2.0	<5.0	<1.0
	5/9/16	<100	<1.0	<1.0	<1.0	<2.0	<5.0	<1.0
	8/25/16	228	2.4	1.3	<1.0	38.1	15.8	<1.0
	11/29/16	355	7.3	<1.0	<1.0	6.3	9.00	<1.0
	2/16/17	<100	<1.0	<1.0	<1.0	<2.0	<5.0	<1.0
5/24/17	<100	<1.0	<1.0	<1.0	<2.0	<5.0	<1.0	
8/8/17	<100	<1.0	<1.0	<1.0	<2.0	<5.0	<1.0	
11/29/17	<100	<1.0	<1.0	<1.0	<2.0	<5.0	<1.0	
2/7/18	<100	<1.0	<1.0	<1.0	<2.0	<5.0	<1.0	
5/30/18	<100	<1.0	<1.0	<1.0	<2.0	<5.0	<1.0	
8/15/18	<100	<1.0	<1.0	<1.0	<2.0	<5.0	<1.0	
2/21/19	<100	<1.0	<1.0	<1.0	<2.0	<5.0	<1.0	
TSSMW-8	1/18/10	125	1.4	<1	9.3	<2.0	<5	<1.0
	11/1/11	150	4.9	<1.0	2.1	<2.0	<5.0	<1.0
	2/1/12	<100	1.0	<1.0	<1.0	<2.0	5.5	<1.0
	5/8/12	<100	<1.0	<1.0	<1.0	<2.0	<5.0	<1.0
	8/21/12	<100	2.6	<1.0	<1.0	<2.0	<5.0	<1.0
TSSMW-9	1/18/10	1,700	173	82	97.5	1,190	96.9	<1.0
	11/1/11	1,310	69.8	45.4	244	616	116	<1.0
	2/1/12	1,130	25	8.7	34.2	173	27.3	<1.0
	5/8/12	930	11.9	2.7	7.4	43.2	40.7	<1.0
	8/21/12	7,000	59.3	22.7	91.9	306	65.1	<1.0
	8/5/13	Not accessible due to road construction						
	11/12/13 and /Dup-1	4,050/3,240	71/66	34/31	189/174	398/362	108/113	<1.0/<1.0
	2/18/14	984	22.6	3.0	8.0	15.2	29.5	<1.0
5/20/14	<100	27.8	4.9	16.1	19.3	120	<1.0	
8/12/14	11,300	95.2	57	275	865	383	<1.0	

Table 2
Groundwater Analytical Results (in µg/L)
Quarterly Groundwater Monitoring and Remediation System Status Report – June 2019
Whitney's Chevrolet, Inc.
123 Pioneer Avenue, Montesano, Washington

Well ID	Date Collected	GRPH ^a	Benzene ^b	Toluene ^b	Ethyl-benzene ^b	Total Xylenes ^b	Naphthalene ^b	PCE ^b
TSSMW-9	11/18/2014 and Dup-1	7,430/8,150	75/80	72/73	235/211	959/967	60/152	<5.0/<5.0
	2/26/15	3,250	88	31	142	214	133	<1.0
	5/22/15	2,940	36	11	78	115	49	<1.0
	8/4/15	6,880	72	54	392	985	195	<1.0
	11/25/15	5,520	50	44	202	700	82	<1.0
	2/24/16	202	<1.0	<1.0	<1.0	<2.0	7.9	<1.0
	5/9/16	242	14.2	1.0	2.0	3.2	16.0	<1.0
	8/26/16	150	7.1	2.6	9.3	9.3	30.0	<1.0
	11/29/16 and DUP-1	210/170	1.8/<1.0	<1.0/<1.0	<1.0/<1.0	26.6/18.4	<1.0/<1.0	<1.0/<1.0
	2/16/17	<100	<1.0	<1.0	<1.0	<2.0	<5.0	<1.0
	5/25/17	<100	<1.0	<1.0	<1.0	<2.0	<5.0	<1.0
	8/9/17	480	11.6	2.9	24.1	14.8	16.2	<1.0
	11/29/17	258	<1.0	<1.0	<1.0	<2.0	<5.0	<1.0
	2/8/18	<100	<1.0	<1.0	<1.0	<2.0	<5.0	<1.0
	5/31/18	<100	<1.0	<1.0	<1.0	<2.0	<5.0	<1.0
	8/16/18	<100	<1.0	<1.0	<1.0	<2.0	<5.0	<1.0
	12/7/18	<100	<1.0	<1.0	<1.0	<2.0	<5.0	<1.0
	2/22/19	<100	<1.0	<1.0	<1.0	<2.0	<5.0	<1.0
6/6/19	<50	<1.0	<1.0	<1.0	<2.0	<5.0	<1.0	
TSSMW-12	11/1/11 and /WC-Dup2	<100/<100	<1.0/<1.0	<1.0/<1.0	<1.0/<1.0	<2.0/<2.0	<5.0/<5.0	<1.0/<1.0
	2/1/12	<100	<1.0	<1.0	<1.0	<2.0	<5.0	<1.0
	5/8/12	<100	<1.0	<1.0	<1.0	<2.0	<5.0	<1.0
	8/21/12	<100	<1.0	<1.0	<1.0	<2.0	<5.0	<1.0
Potentially Applicable Groundwater Cleanup Level^c		800 / 1,000^d	5	1,000	700	1,000	160	5

Notes:

All results presented in micrograms per liter (µg/L).

Bold Bold results exceed the compound-specific laboratory reporting limit.

Shaded Shaded results exceed the potentially applicable groundwater cleanup level.

< Compound was not detected at the laboratory sample quantitation limit shown.

a Analyzed by Ecology Method NWTPH-Gx.

b Analyzed by EPA Method 8260B or 8260C.

c Based on Model Toxics Control Act (MTCA) Method A Groundwater Cleanup Levels, WAC 173-340-900, Table 720-1.

d MTCA Method A Groundwater Cleanup Level for GRPH is 800 µg/L when benzene is present in the sample and 1,000 µg/L when benzene is not detected.

LNAPL Light non-aqueous phase liquid.

Compounds:

GRPH Gasoline-range petroleum hydrocarbons

PCE Tetrachloroethene

Qualifiers:

D Dilution was required.

E Reported result is an estimate because it exceeds the calibration range.

J Analyte was positively identified. The reported result is an estimate.

Table 3
Air Emission Analytical Results (in µg/L)
Quarterly Groundwater Monitoring and Remediation System Status Report – June 2019
Whitney's Chevrolet, Inc.
123 Pioneer Avenue, Montesano, Washington

Sample ID	Date Collected	GRPH ^a	Benzene ^b	Toluene ^b	Ethyl-benzene ^b	Total Xylenes ^b	Naphthalene ^b	PCE ^b
INF1-0215	2/15/17	147	0.175	<0.1	<0.1	0.117	<0.1	0.192
EFF1-0215		<5.0	<0.1	<0.1	<0.1	<0.1	<0.1	<0.1
INF1A-0328	3/28/17	227	<0.1	<0.1	<0.1	<0.1	<0.1	<0.1
EFF1-0328		<5.0	<0.1	<0.1	<0.1	<0.1	<0.1	<0.1
INF1-0330	3/30/17	151	0.104	<0.1	<0.1	<0.1	<0.1	<0.1
EFF1-0330		<5.0	<0.1	<0.1	<0.1	<0.1	<0.1	<0.1
INF1-0403	4/3/17	477	<0.1	<0.1	<0.1	1.08	<0.1	<0.1
EFF1-0403		<5.0	<0.1	<0.1	<0.1	<0.1	<0.1	<0.1
INF1-0410	4/10/17	268	0.146	0.211	0.341	1.68	<0.1	<0.1
EFF1-0410		<5.0	<0.1	<0.1	<0.1	<0.1	<0.1	<0.1
INF1-0418	4/18/17	108	<0.1	0.283	0.158	0.998	<0.1	<0.1
EFF1-0418		<5.0	<0.1	<0.1	<0.1	<0.1	<0.1	<0.1
INF1-0428	4/28/17	319	<0.1	0.300	0.250	1.38	<0.1	<0.1
EFF1-0428		<5.0	<0.1	<0.1	<0.1	<0.1	<0.1	0.105
INF1-0503	5/3/17	129	<0.1	0.187	0.214	1.31	<0.1	<0.1
EFF1-0503		<5.0	<0.1	<0.1	<0.1	<0.1	<0.1	<0.1
INF1-0504	5/4/17	103	<0.1	0.152	0.147	1.04	<0.1	<0.1
EFF1-0504		<5.0	<0.1	<0.1	<0.1	<0.1	<0.1	<0.1
INF1-0508	5/8/17	294	<0.1	<0.1	0.224	0.960	<0.1	<0.1
EFF1-0508		<5.0	<0.1	<0.1	<0.1	<0.1	<0.1	<0.1
INF1-0515	5/15/17	176	<0.1	0.320	0.187	1.28	<0.1	<0.1
EFF1-0515		12.8	<0.1	<0.1	<0.1	<0.1	<0.1	<0.1
INF1-0522	5/22/17	183	<0.1	0.256	0.150	1.19	<0.1	<0.1
EFF1-0522		25.3	<0.1	<0.1	<0.1	<0.1	<0.1	<0.1
INF1-0714	7/14/17	268	<0.1	0.500	0.0183	1.830	<0.1	<0.1
EFF1-0714		6.83	<0.1	<0.1	<0.1	<0.1	<0.1	<0.1
INF1-0806	8/6/17	261	0.218	0.929	0.429	2.991	<0.1	<0.1
EFF1-0806		<5.0	<0.1	<0.1	<0.1	<0.1	<0.1	<0.1
INF1-0919	9/19/17	201	<0.1	0.450	0.281	2.151	<0.1	<0.1
EFF1-0919		12.8	<0.1	<0.1	<0.1	<0.1	<0.1	<0.1
INF1-1025	10/25/17	132	<0.1	<0.1	<0.1	0.521	<0.1	<0.1
EFF1-1025		41.9	<0.1	<0.1	<0.1	<0.1	<0.1	<0.1
INF1-1127	11/27/17	<5.0	<0.1	<0.1	<0.1	<0.1	<0.1	<0.1
EFF1-1127		24.4	<0.1	<0.1	<0.1	<0.1	<0.1	<0.1
INF1-1220	12/20/17	<5.0	<0.1	<0.1	<0.1	<0.1	<0.1	<0.1
EFF1-1220		16.6	<0.1	<0.1	<0.1	<0.1	<0.1	<0.1
INF1-0117	1/17/18	1.66	<0.1	<0.1	<0.1	<0.1	<0.1	<0.1
EFF1-0117		51.0	0.479	<0.1	<0.1	<0.1	<0.1	<0.1
INF-0205	2/5/18	<5.0	<0.1	<0.1	<0.1	<0.1	<0.1	<0.1
INF-0314	3/14/18	<5.0	<0.1	<0.1	<0.1	<0.1	<0.1	<0.1
INF-0426	4/26/18	<5.0	<0.1	<0.1	<0.1	<0.1	<0.1	<0.1
INF-0524	5/24/18	12.0	<0.1	<0.1	<0.1	<0.1	<0.1	<0.1
INF-0615	6/15/18	27.7 H	<0.1	<0.1 H	<0.1	<0.1	<0.1	<0.1
INF-0713	7/13/18	39.4	<0.1	<0.1	<0.1	0.331	0.160	<0.1
INF-0813	8/13/18	49.2	<0.1	<0.1	<0.1	0.105	<0.1	<0.1
INF-0928	9/28/18	14.1	<0.1	<0.1	<0.1	0.111	<0.1	<0.1
INF-1023	10/23/18	47.4	<0.1	<0.1	<0.1	<0.1	<0.1	<0.1
INF-1204	12/4/18	5.1	<0.1	<0.1	<0.1	<0.1	<0.1	<0.1
INF-0111	1/11/19	<5.0	<0.1	<0.1	<0.1	<0.1	<0.1	<0.1
INF-0222	2/22/19	<5.0	<0.1	<0.1	<0.1	<0.1	<0.1	<0.1
INF-0329	3/29/19	<5.0	<0.1	<0.1	<0.1	<0.1	<0.1	<0.1
INF-0426	4/26/19	<5.0	<0.1	<0.1	<0.1	<0.1	<0.1	<0.1
INF-0603	6/3/19	<5.0	<0.1	<0.1	<0.1	<0.1	<0.1	<0.1

Notes:

All results presented in micrograms per liter (µg/L).

- Bold** Bold results exceed the compound-specific laboratory reporting limit.
- < Compound was not detected at the laboratory sample quantitation limit shown.
- a Analyzed by Ecology Method NWTPH-Gx.
- b Analyzed by EPA Method 8260C.

Compounds:

- GRPH Gasoline-range petroleum hydrocarbons
- PCE Tetrachloroethene

Qualifier:

- H Holding times for preparation or analysis exceeded.

Table 4
System Mass Removal and Destruction Efficiency
Quarterly Groundwater Monitoring and Remediation System Status Report – June 2019
Whitney's Chevrolet, Inc.
123 West Pioneer Avenue, Montesano, Washington

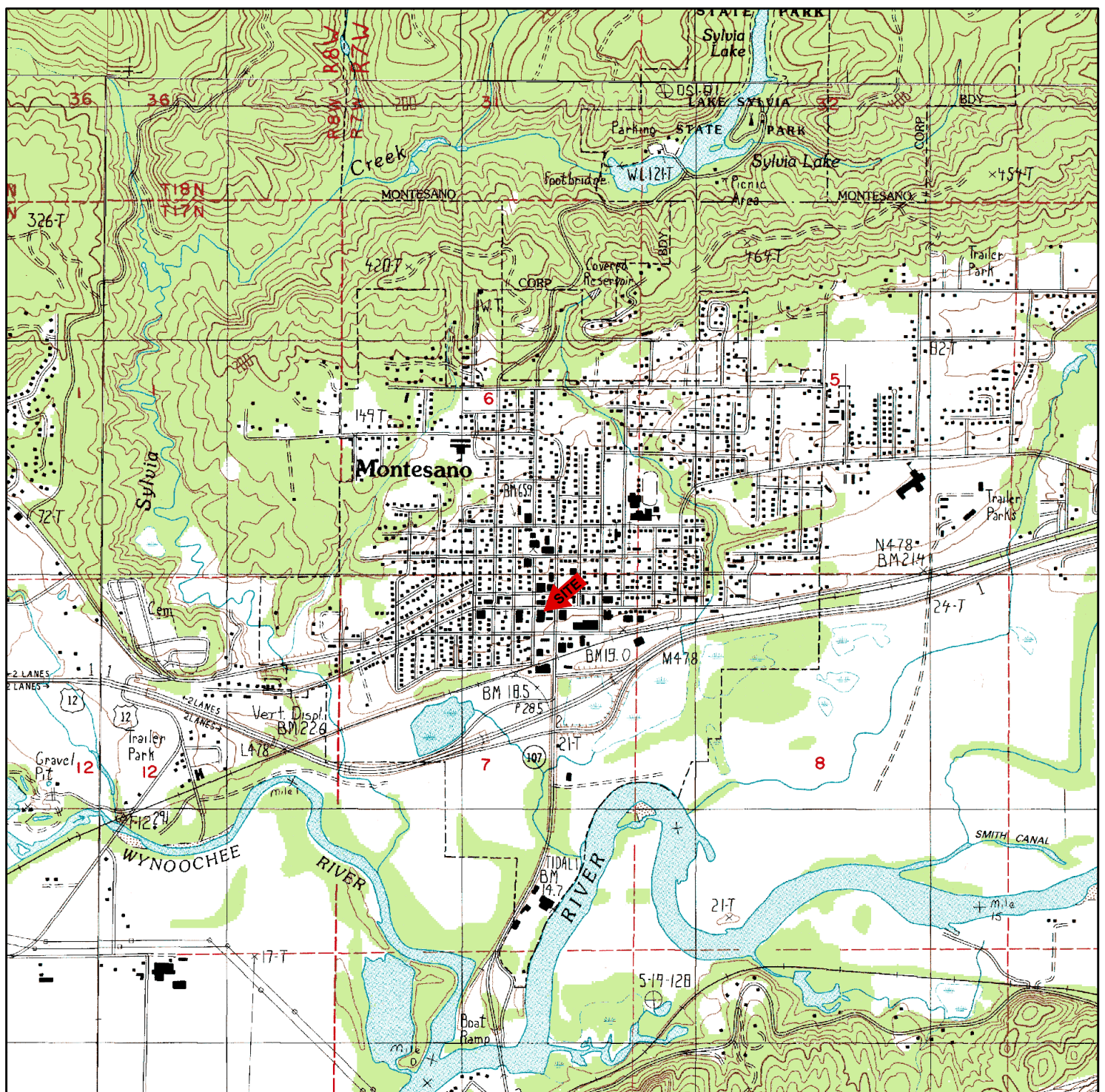
Date	Field Inputs				Mass Removal			Vapor Control Efficiency			Vapor Control Efficiency PID Screening			
	SVE Run Time Since Last Event ^a (days)	System Flow Rate to Carbon ^b (scfm)	Influent GRPH Conc. to Carbon ^c (µg/L)	Effluent GRPH Conc. ^d (µg/L)	GRPH Removal Rate ^e (lbs/day)	GRPH Removed During Period ^f (lbs)	Cumulative GRPH Removed ^g (lbs)	Mass Flow Rate In (lbs/day)	Mass Flow Rate Out (lbs/day)	Carbon Adsorption Control Efficiency ^h (%)	Inf-Carbon PID Reading (ppm)	Mid-Carbon PID Reading (ppm)	Post-Carbon PID Reading (ppm)	Carbon Adsorption Control Efficiency (%)
02/15/17	1.07	111	147	<5.0	1.5	1.6	1.6	0.0	0.0	100.0	NM	NM	NM	NM
03/27/17	0.20	154	147	<5.0	2.0	0.4	2.0	2.0	0.0	100.0	NM	NM	NM	NM
03/28/17	1.10	112	227	<5.0	2.3	2.5	4.5	2.3	0.0	100.0	58.8	NM	0.0	100.0%
03/30/17	1.80	133	151	<5.0	1.8	3.2	7.7	1.8	0.0	100.0	37.9	NM	11.3	70.2%
04/03/17	1.20	192	477	<5.0	8.2	9.9	17.6	8.2	0.0	100.0	89.1	NM	1.2	98.7%
04/10/17	7.00	123	268	<5.0	3.0	20.7	38.3	3.0	0.0	100.0	38.0	NM	0.7	98.2%
04/18/17	8.00	164	108	<5.0	1.6	12.7	51.0	1.6	0.0	100.0	26.5	NM	2.6	90.2%
04/24/17	5.90	198	319	<5.0	5.7	33.5	84.5	5.7	0.0	100.0	49.7	NM	0.0	100.0%
05/03/17	9.20	208	129	<5.0	2.4	22.2	106.6	2.4	0.0	100.0	28.4	NM	1.0	96.5%
05/04/17	0.10	161	103	<5.0	1.5	0.1	106.8	1.5	0.0	100.0	24.4	NM	0.0	100.0%
05/08/17	4.00	212	294	<5.0	5.6	22.4	129.2	5.6	0.0	100.0	61.8	NM	0.0	100.0%
05/15/17	7.00	165	176	12.8	2.6	18.2	147.4	2.6	0.2	92.7	71.9	NM	10.1	86.0%
05/22/17	6.10	185	183	25.3	3.0	18.5	165.9	3.0	0.4	86.2	99.7	13.1	6.0	94.0%
07/14/17	14.80	201	268	6.830	4.8	71.6	237.5	4.8	0.1	97.5	53	NM	0	100.0%
08/06/17	23.10	200	261	<5.0	4.7	108.2	345.7	4.7	0.0	100.0	45	NM	5.0	88.9%
09/19/17	42.10	201	201	12.8	3.6	152.7	498.4	3.6	0.2	93.6	142.1	NM	3.8	97.3%
10/25/17	35.88	193	132	41.9	2.3	82.0	580.5	2.3	0.7	68.3	5.0	NM	2.0	60.0%
11/27/17	38.92	184	2.5 ⁱ	24.4	0.04	1.6	582.1	0.0	0.0	---	2.5	NM	4.3	---
12/20/17	21.00	180	2.5 ⁱ	16.6	0.04	0.8	582.9	0.0	0.3	---	5.0	NM	2.0	---
01/17/18	27.90	184	1.66	51.0	0.03	0.8	583.7	0.0	0.8	---	5.0	NM	2.0	---
02/05/18	19.00	173	2.5 ⁱ	NM	0.04	0.7	584.4	0.0	0.0	---	2.5	NM	4.3	---
03/14/18	33.88	160	2.5 ⁱ	NM	0.04	1.2	585.6	0.04	0.0	---	6.4	NM	NM	---
04/26/18	42.95	160	2.5 ⁱ	NM	0.04	1.5	587.2	0.04	0.0	---	52.2	NM	NM	---
05/24/18	28.05	155	12.0	NM	0.17	4.7	591.9	0.17	0.0	---	15.8	NM	NM	---
06/15/18	14.98	150	27.7	NM	0.37	5.6	597.5	0.37	0.0	---	62.8	NM	NM	---
07/13/18	27.99	224	39.40	NM	0.79	22.2	619.6	0.79	0.0	---	54.6	NM	NM	---
08/13/18	31.00	221	49.20	NM	0.98	30.3	649.9	0.98	0.0	---	328.9	NM	NM	---
09/28/18	42.80	221	57.50	NM	1.14	48.8	698.7	1.14	0.0	---	10.1	NM	NM	---
10/23/18	25.03	219	47.40	NM	0.93	23.3	722.0	0.93	0.0	---	2.6	NM	NM	---
12/04/18	42.05	200	5.10	NM	0.09	3.8	725.9	0.09	0.0	---	2.8	NM	NM	---
01/11/19	34.95	165	2.5 ⁱ	NM	0.04	1.3	727.2	0.04	0.0	---	0.3	NM	NM	---
02/22/19	29.05	200	2.5 ⁱ	NM	0.04	1.3	728.5	0.04	0.0	---	0.3	NM	NM	---
03/29/19	35.02	150	2.5 ⁱ	NM	0.03	1.2	729.7	0.03	0.0	---	0.4	NM	NM	---
04/26/19	28.11	144	2.5 ⁱ	NM	0.03	0.9	730.6	0.03	0.0	---	1.1	NM	NM	---
06/03/19	28.05	132	2.5 ⁱ	NM	0.03	0.8	731.4	0.03	0.0	---	1.0	NM	NM	---

Notes:

- a Days of SVE operation since last visit.
- b Collected from SVE-TOT location, post dilution.
- c Collected from AIR-INF location, post dilution.
- d Collected from AIR-EFF location, effluent carbon.
- e Calculated as: Removal rate (lbs/day) = [(flow rate(scfm)*1440 (min/day))*[28.3(L/Ft3)*Inf. Conc (µg/L)]]/454,000,000 µg/lb
- f Calculated as: [GRPH Removal Rate (lbs/day) * Time Since Last Event (days)]
- g Calculated as: [Cumulative GRPH Removed (lbs) + GRPH Removed During Period (lbs)]
- h Calculated as: [(Mass flow rate In - Mass Flow rate Out)/(Mass flow rate in)] * 100
- i GRPH was not identified in the influent sample at concentrations above the sample quantitation limit during this O&M event. A proxy value of half the sample quantitation limit was used to estimate mass removal.
- < Concentration is less than the laboratory's method detection limit.


- scfm Standard cubic feet per minute.
- GRPH Gasoline-range petroleum hydrocarbons.
- µg/L Micrograms per liter.
- lbs Pounds.
- % Percent.
- ppm Parts per million.
- PID Photoionization detector.
- NM Not measured.

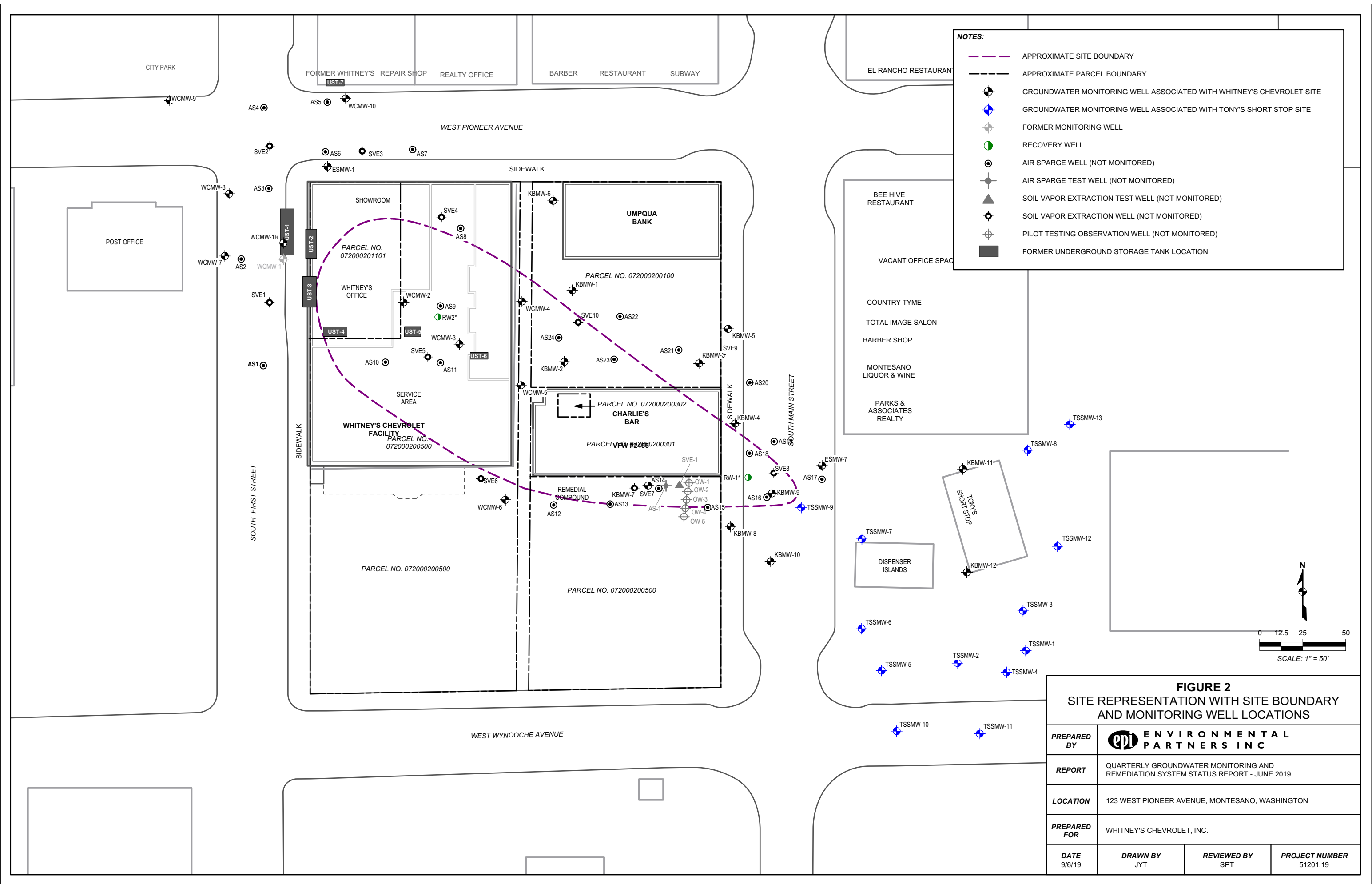
Figures

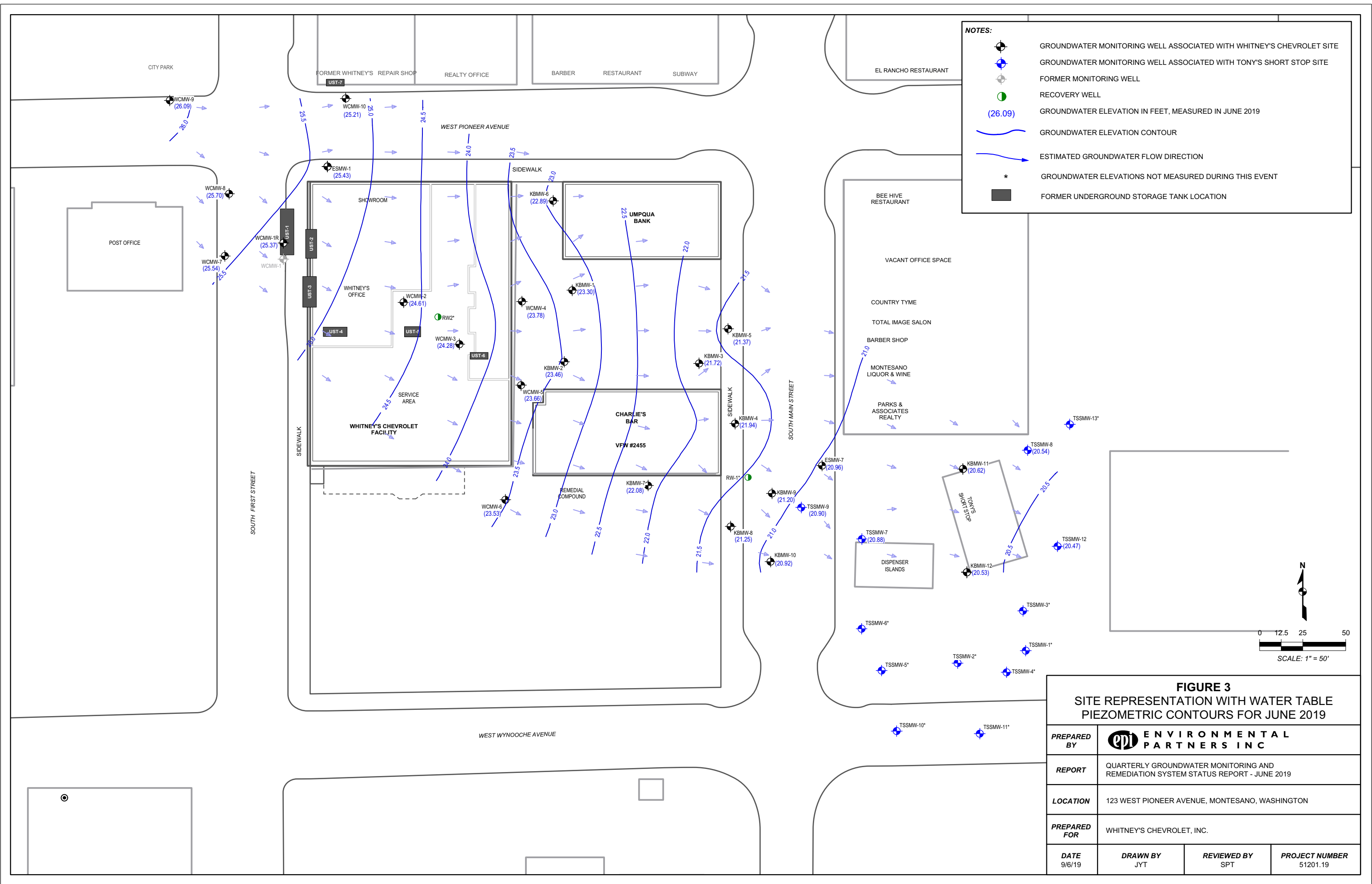


NOTES:
 SOURCE: USGS 7.5 MINUTE QUADRANGLE (TOPOGRAPHIC)
 MONTESANO, WA 1983; REVISED 1986
 CENTRAL PARK, WA 1983; REVISED 1986
 WYNOOCHEE VALLEY SW, WA 1987; REVISED 1990
 PRICES PEAK, WA 1987; REVISED 1990

SCALE = 1:24,000

FIGURE 1			
GENERAL VICINITY MAP			
PREPARED BY	 ENVIRONMENTAL PARTNERS INC		
REPORT	QUARTERLY GROUNDWATER MONITORING AND REMEDIATION SYSTEM STATUS REPORT - AUGUST 2019		
LOCATION	123 WEST PIONEER AVENUE, MONTESANO, WASHINGTON		
PREPARED FOR	WHITNEY'S CHEVROLET		
DATE	DRAWN BY	REVIEWED BY	PROJECT NUMBER
9/6/19	JYT	SPT	51201.19

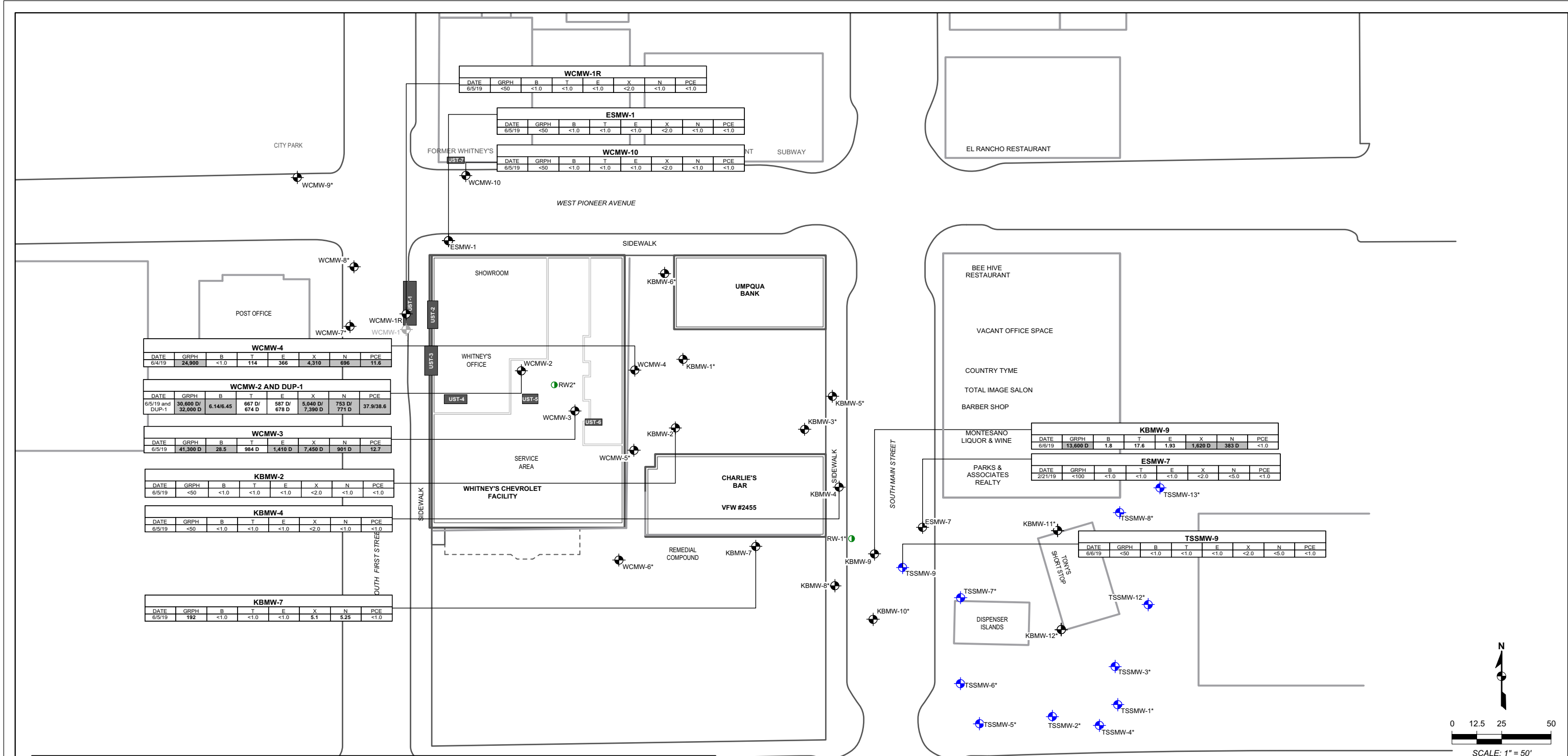




- NOTES:**
- GROUNDWATER MONITORING WELL ASSOCIATED WITH WHITNEY'S CHEVROLET SITE
 - GROUNDWATER MONITORING WELL ASSOCIATED WITH TONY'S SHORT STOP SITE
 - FORMER MONITORING WELL
 - RECOVERY WELL
 - GROUNDWATER ELEVATION IN FEET, MEASURED IN JUNE 2019
 - GROUNDWATER ELEVATION CONTOUR
 - ESTIMATED GROUNDWATER FLOW DIRECTION
 - GROUNDWATER ELEVATIONS NOT MEASURED DURING THIS EVENT
 - FORMER UNDERGROUND STORAGE TANK LOCATION

FIGURE 3
SITE REPRESENTATION WITH WATER TABLE
PIEZOMETRIC CONTOURS FOR JUNE 2019

PREPARED BY			
REPORT	QUARTERLY GROUNDWATER MONITORING AND REMEDIATION SYSTEM STATUS REPORT - JUNE 2019		
LOCATION	123 WEST PIONEER AVENUE, MONTESANO, WASHINGTON		
PREPARED FOR	WHITNEY'S CHEVROLET, INC.		
DATE	DRAWN BY	REVIEWED BY	PROJECT NUMBER
9/6/19	JYT	SPT	51201.19



NOTES:

- GROUNDWATER MONITORING WELL ASSOCIATED WITH WHITNEY'S CHEVROLET SITE
- GROUNDWATER MONITORING WELL ASSOCIATED WITH TONY'S SHORT STOP SITE
- FORMER MONITORING WELL
- FORMER UNDERGROUND STORAGE TANK LOCATION
- RECOVERY WELL

GRPH GASOLINE-RANGE PETROLEUM HYDROCARBONS
B BENZENE
T TOLUENE
E ETHYLBENZENE
X TOTAL XYLENES
N NAPHTHALENE
PCE TETRACHLOROETHENE

DUP DUPLICATE
D DILLUTION WAS REQUIRED
***** NOT SCHEDULED FOR SAMPLING DURING THIS EVENT

ALL RESULTS PRESENTED IN MICROGRAMS PER LITER (µg/L)

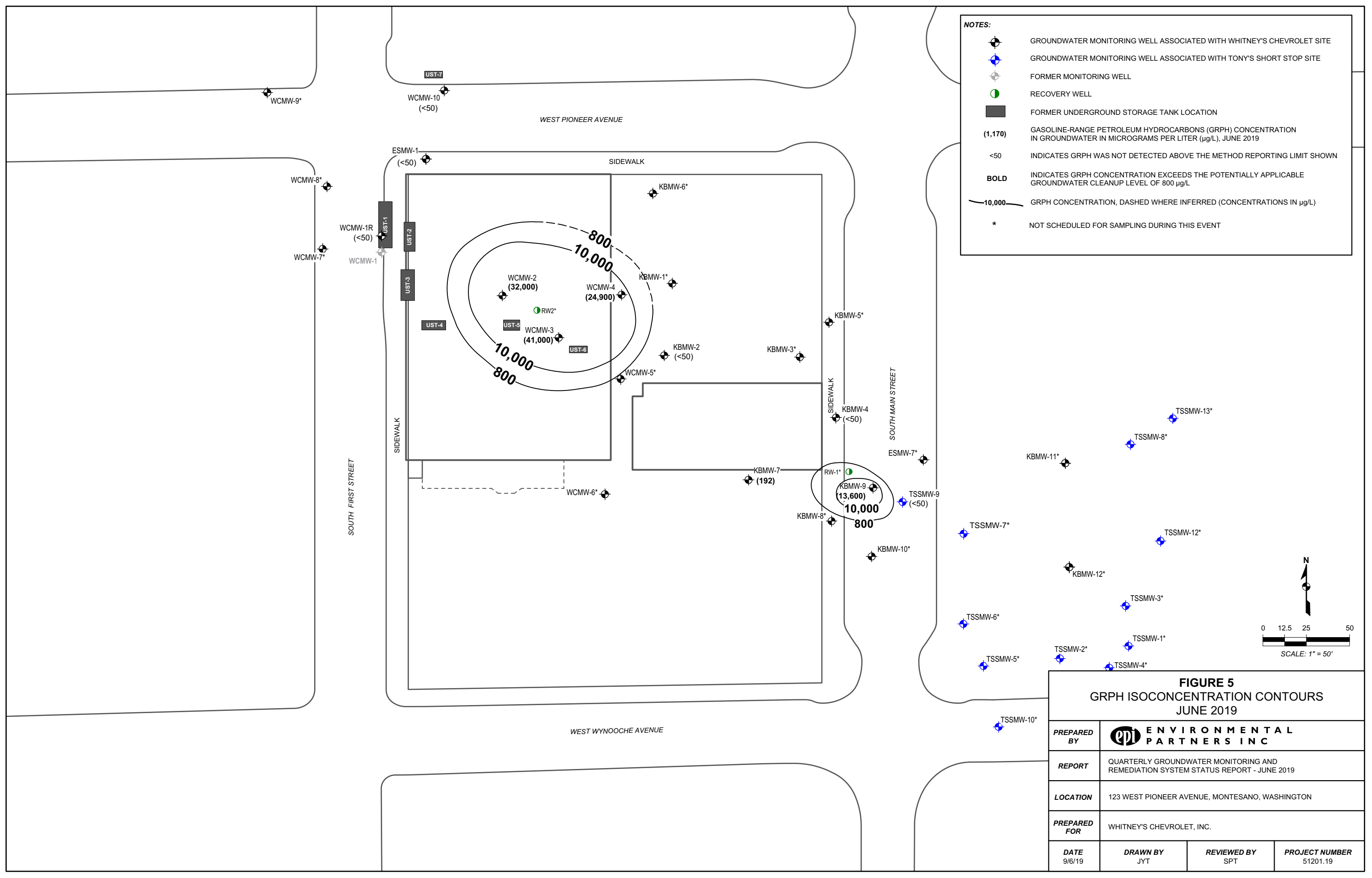
WCMW-3

DATE	GRPH	B	T	E	X	N	PCE
6/5/19	41,300 D	28.5	984 D	1,410 D	7,450 D	901 D	12.7

SAMPLE DATE SHADED REPRESENTS DETECTION ABOVE POTENTIALLY APPLICABLE GROUNDWATER CLEANUP LEVELS BOLD REPRESENTS DETECTION ABOVE LABORATORY REPORTING LIMITS

FIGURE 4
SITE REPRESENTATION WITH SUMMARY OF GROUNDWATER ANALYTICAL DATA

PREPARED BY			
REPORT	QUARTERLY GROUNDWATER MONITORING AND REMEDIATION SYSTEM STATUS REPORT - JUNE 2019		
LOCATION	123 WEST PIONEER AVENUE, MONTESANO, WASHINGTON		
PREPARED FOR	WHITNEY'S CHEVROLET, INC.		
DATE	DRAWN BY	REVIEWED BY	PROJECT NUMBER
9/6/19	JYT	SPT	51201.19



- NOTES:**
- GROUNDWATER MONITORING WELL ASSOCIATED WITH WHITNEY'S CHEVROLET SITE
 - GROUNDWATER MONITORING WELL ASSOCIATED WITH TONY'S SHORT STOP SITE
 - FORMER MONITORING WELL
 - RECOVERY WELL
 - FORMER UNDERGROUND STORAGE TANK LOCATION
 - (1,170)** GASOLINE-RANGE PETROLEUM HYDROCARBONS (GRPH) CONCENTRATION IN GROUNDWATER IN MICROGRAMS PER LITER (µg/L), JUNE 2019
 - <50** INDICATES GRPH WAS NOT DETECTED ABOVE THE METHOD REPORTING LIMIT SHOWN
 - BOLD** INDICATES GRPH CONCENTRATION EXCEEDS THE POTENTIALLY APPLICABLE GROUNDWATER CLEANUP LEVEL OF 800 µg/L
 - 10,000** GRPH CONCENTRATION, DASHED WHERE INFERRED (CONCENTRATIONS IN µg/L)
 - *** NOT SCHEDULED FOR SAMPLING DURING THIS EVENT

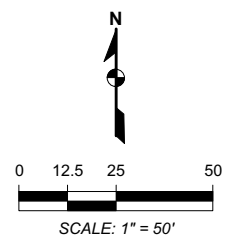
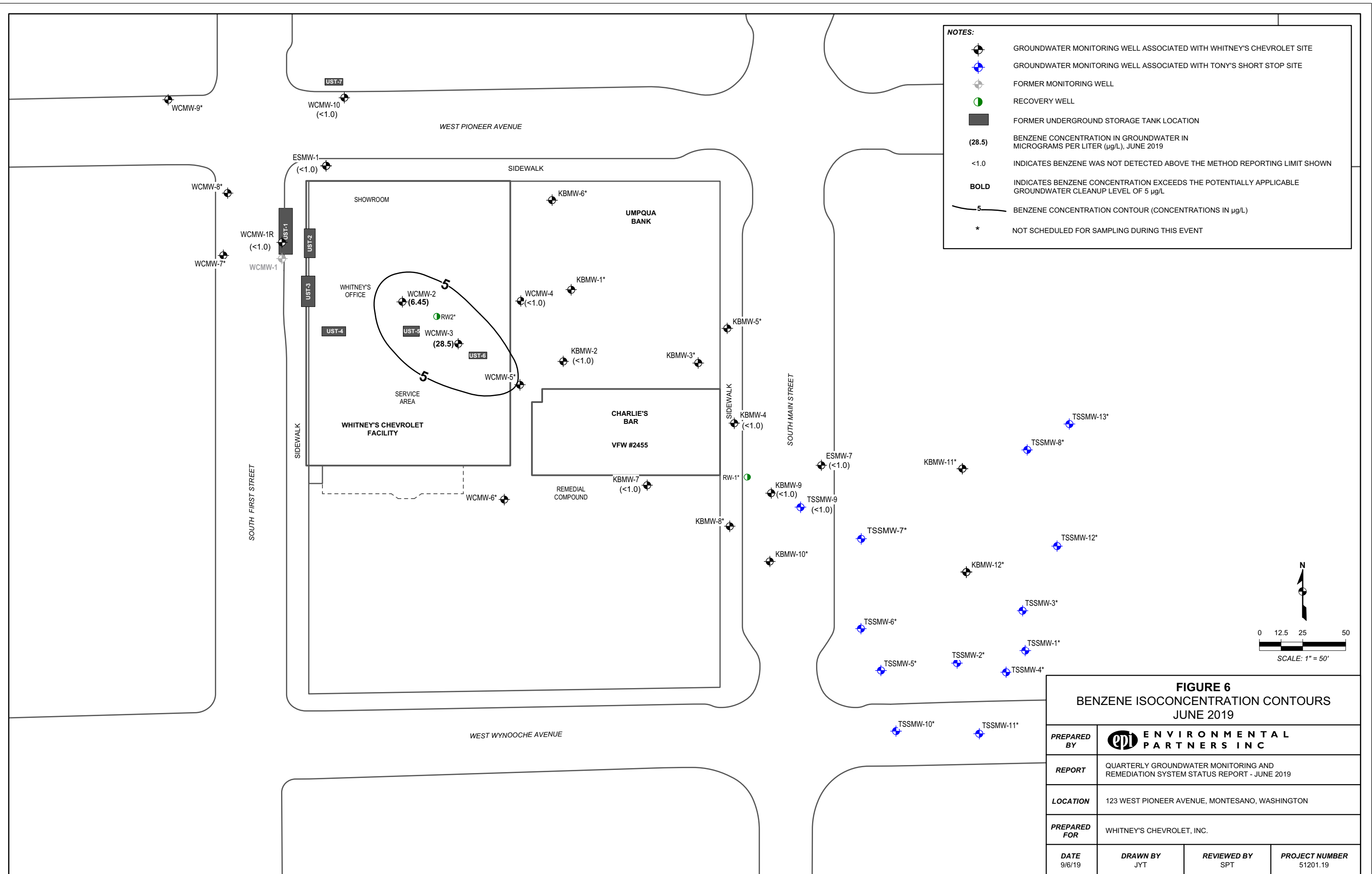
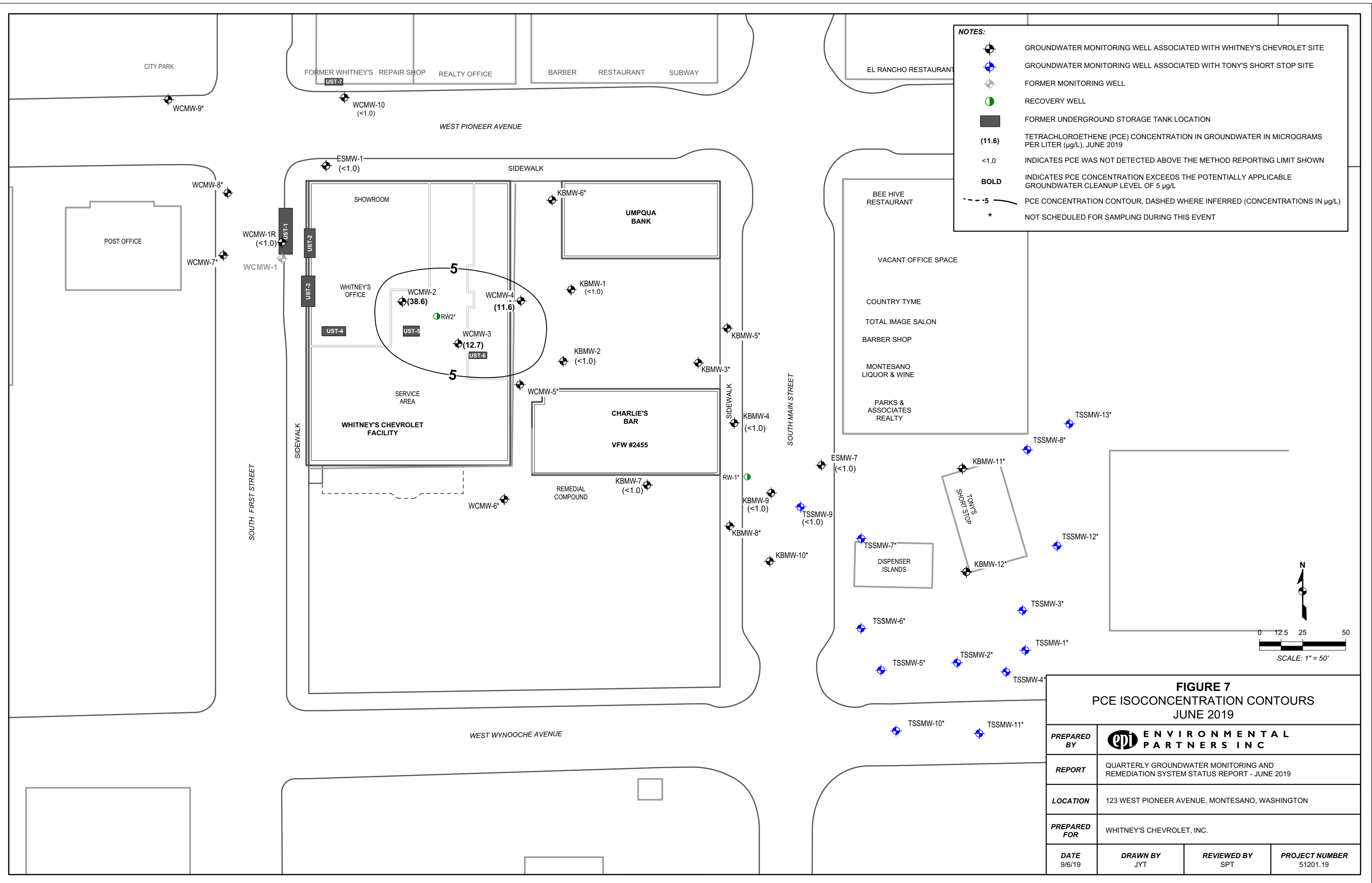
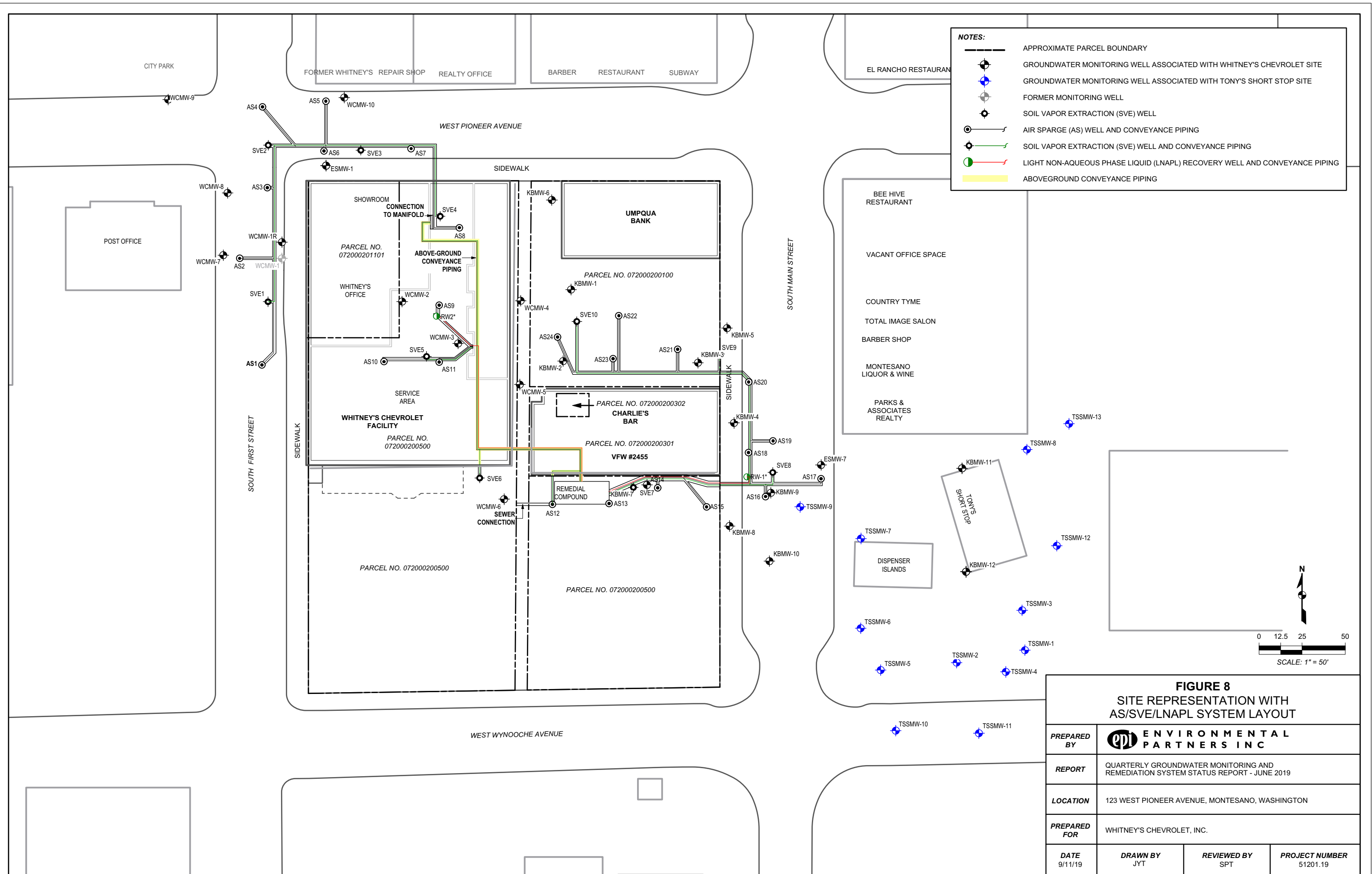


FIGURE 5 GRPH ISOCONCENTRATION CONTOURS JUNE 2019			
PREPARED BY			
REPORT	QUARTERLY GROUNDWATER MONITORING AND REMEDIATION SYSTEM STATUS REPORT - JUNE 2019		
LOCATION	123 WEST PIONEER AVENUE, MONTESANO, WASHINGTON		
PREPARED FOR	WHITNEY'S CHEVROLET, INC.		
DATE	DRAWN BY	REVIEWED BY	PROJECT NUMBER
9/6/19	JYT	SPT	51201.19







- NOTES:**
- APPROXIMATE PARCEL BOUNDARY
 - GROUNDWATER MONITORING WELL ASSOCIATED WITH WHITNEY'S CHEVROLET SITE
 - GROUNDWATER MONITORING WELL ASSOCIATED WITH TONY'S SHORT STOP SITE
 - FORMER MONITORING WELL
 - SOIL VAPOR EXTRACTION (SVE) WELL
 - AIR SPARGE (AS) WELL AND CONVEYANCE PIPING
 - SOIL VAPOR EXTRACTION (SVE) WELL AND CONVEYANCE PIPING
 - LIGHT NON-AQUEOUS PHASE LIQUID (LNAPL) RECOVERY WELL AND CONVEYANCE PIPING
 - ABOVEGROUND CONVEYANCE PIPING

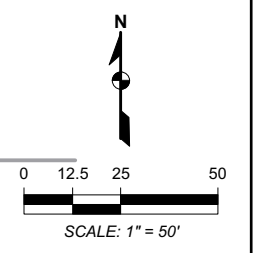


FIGURE 8 SITE REPRESENTATION WITH AS/SVE/LNAPL SYSTEM LAYOUT			
PREPARED BY			
REPORT	QUARTERLY GROUNDWATER MONITORING AND REMEDIATION SYSTEM STATUS REPORT - JUNE 2019		
LOCATION	123 WEST PIONEER AVENUE, MONTESANO, WASHINGTON		
PREPARED FOR	WHITNEY'S CHEVROLET, INC.		
DATE	DRAWN BY	REVIEWED BY	PROJECT NUMBER
9/11/19	JYT	SPT	51201.19

Attachment A
Laboratory Analytical Data Reports for Groundwater



3600 Fremont Ave. N.
Seattle, WA 98103
T: (206) 352-3790
F: (206) 352-7178
info@fremontanalytical.com

Environmental Partners, Inc.
Sean Trimble
1180 NW Maple Street, Suite 310
Issaquah, WA 98027

RE: Whitney's
Work Order Number: 1906073

June 13, 2019

Attention Sean Trimble:

Fremont Analytical, Inc. received 12 sample(s) on 6/6/2019 for the analyses presented in the following report.

Gasoline by NWTPH-Gx
Volatile Organic Compounds by EPA Method 8260D

This report consists of the following:

- Case Narrative
- Analytical Results
- Applicable Quality Control Summary Reports
- Chain of Custody

All analyses were performed consistent with the Quality Assurance program of Fremont Analytical, Inc. Please contact the laboratory if you should have any questions about the results.

Thank you for using Fremont Analytical.

Sincerely,

A handwritten signature in black ink, appearing to read "Mike C. Ridgeway".

Mike Ridgeway
Laboratory Director

CC:
Nate Hinsperger

CLIENT: Environmental Partners, Inc.
Project: Whitney's
Work Order: 1906073

Work Order Sample Summary

Lab Sample ID	Client Sample ID	Date/Time Collected	Date/Time Received
1906073-001	WCMW-4	06/04/2019 2:06 PM	06/06/2019 12:00 PM
1906073-002	WCMW-10	06/05/2019 9:15 AM	06/06/2019 12:00 PM
1906073-003	WCMW-1R	06/05/2019 9:48 AM	06/06/2019 12:00 PM
1906073-004	KBMW-7	06/05/2019 10:25 AM	06/06/2019 12:00 PM
1906073-005	ESMW-1	06/05/2019 11:06 AM	06/06/2019 12:00 PM
1906073-006	WCMW-3	06/05/2019 12:56 PM	06/06/2019 12:00 PM
1906073-007	WCMW-2	06/05/2019 1:21 PM	06/06/2019 12:00 PM
1906073-008	DUP-1	06/05/2019 12:00 AM	06/06/2019 12:00 PM
1906073-009	KBMW-4	06/05/2019 2:00 PM	06/06/2019 12:00 PM
1906073-010	KBMW-2	06/05/2019 2:40 PM	06/06/2019 12:00 PM
1906073-011	KBMW-9	06/06/2019 8:32 AM	06/06/2019 12:00 PM
1906073-012	TSSMW-9	06/06/2019 9:07 AM	06/06/2019 12:00 PM

CLIENT: Environmental Partners, Inc.

Project: Whitney's

I. SAMPLE RECEIPT:

Samples receipt information is recorded on the attached Sample Receipt Checklist.

II. GENERAL REPORTING COMMENTS:

Results are reported on a wet weight basis unless dry-weight correction is denoted in the units field on the analytical report ("mg/kg-dry" or "ug/kg-dry").

Matrix Spike (MS) and MS Duplicate (MSD) samples are tested from an analytical batch of "like" matrix to check for possible matrix effect. The MS and MSD will provide site specific matrix data only for those samples which are spiked by the laboratory. The sample chosen for spike purposes may or may not have been a sample submitted in this sample delivery group. The validity of the analytical procedures for which data is reported in this analytical report is determined by the Laboratory Control Sample (LCS) and the Method Blank (MB). The LCS and the MB are processed with the samples and the MS/MSD to ensure method criteria are achieved throughout the entire analytical process.

III. ANALYSES AND EXCEPTIONS:

Exceptions associated with this report will be footnoted in the analytical results page(s) or the quality control summary page(s) and/or noted below.

Qualifiers:

- * - Flagged value is not within established control limits
- B - Analyte detected in the associated Method Blank
- D - Dilution was required
- E - Value above quantitation range
- H - Holding times for preparation or analysis exceeded
- I - Analyte with an internal standard that does not meet established acceptance criteria
- J - Analyte detected below Reporting Limit
- N - Tentatively Identified Compound (TIC)
- Q - Analyte with an initial or continuing calibration that does not meet established acceptance criteria (<20%RSD, <20% Drift or minimum RRF)
- S - Spike recovery outside accepted recovery limits
- ND - Not detected at the Reporting Limit
- R - High relative percent difference observed

Acronyms:

- %Rec - Percent Recovery
- CCB - Continued Calibration Blank
- CCV - Continued Calibration Verification
- DF - Dilution Factor
- HEM - Hexane Extractable Material
- ICV - Initial Calibration Verification
- LCS/LCSD - Laboratory Control Sample / Laboratory Control Sample Duplicate
- MB or MBLANK - Method Blank
- MDL - Method Detection Limit
- MS/MSD - Matrix Spike / Matrix Spike Duplicate
- PDS - Post Digestion Spike
- Ref Val - Reference Value
- RL - Reporting Limit
- RPD - Relative Percent Difference
- SD - Serial Dilution
- SGT - Silica Gel Treatment
- SPK - Spike
- Surr - Surrogate



Client: Environmental Partners, Inc.

Collection Date: 6/4/2019 2:06:00 PM

Project: Whitney's

Lab ID: 1906073-001

Matrix: Water

Client Sample ID: WCMW-4

Analyses	Result	RL	Qual	Units	DF	Date Analyzed
----------	--------	----	------	-------	----	---------------

Gasoline by NWTPH-Gx

Batch ID: 24857

Analyst: KT

Gasoline	24,900	2,500	D	µg/L	50	6/11/2019 12:20:40 PM
Surr: Toluene-d8	111	65 - 135	D	%Rec	50	6/11/2019 12:20:40 PM
Surr: 4-Bromofluorobenzene	104	65 - 135	D	%Rec	50	6/11/2019 12:20:40 PM

Volatile Organic Compounds by EPA Method 8260D

Batch ID: 24857

Analyst: KT

Dichlorodifluoromethane (CFC-12)	ND	1.00		µg/L	1	6/11/2019 4:34:57 AM
Chloromethane	ND	2.00		µg/L	1	6/11/2019 4:34:57 AM
Vinyl chloride	ND	0.200		µg/L	1	6/11/2019 4:34:57 AM
Bromomethane	ND	1.00		µg/L	1	6/11/2019 4:34:57 AM
Trichlorofluoromethane (CFC-11)	ND	1.00		µg/L	1	6/11/2019 4:34:57 AM
Chloroethane	ND	1.00		µg/L	1	6/11/2019 4:34:57 AM
1,1-Dichloroethene	ND	1.00		µg/L	1	6/11/2019 4:34:57 AM
Methylene chloride	ND	1.00		µg/L	1	6/11/2019 4:34:57 AM
trans-1,2-Dichloroethene	ND	1.00		µg/L	1	6/11/2019 4:34:57 AM
Methyl tert-butyl ether (MTBE)	ND	1.00		µg/L	1	6/11/2019 4:34:57 AM
1,1-Dichloroethane	ND	1.00		µg/L	1	6/11/2019 4:34:57 AM
2,2-Dichloropropane	ND	2.00		µg/L	1	6/11/2019 4:34:57 AM
cis-1,2-Dichloroethene	15.7	1.00		µg/L	1	6/11/2019 4:34:57 AM
Chloroform	ND	1.00		µg/L	1	6/11/2019 4:34:57 AM
1,1,1-Trichloroethane (TCA)	ND	1.00		µg/L	1	6/11/2019 4:34:57 AM
1,1-Dichloropropene	ND	1.00		µg/L	1	6/11/2019 4:34:57 AM
Carbon tetrachloride	ND	1.00		µg/L	1	6/11/2019 4:34:57 AM
1,2-Dichloroethane (EDC)	ND	1.00		µg/L	1	6/11/2019 4:34:57 AM
Benzene	ND	1.00		µg/L	1	6/11/2019 4:34:57 AM
Trichloroethene (TCE)	9.00	0.500		µg/L	1	6/11/2019 4:34:57 AM
1,2-Dichloropropane	ND	1.00		µg/L	1	6/11/2019 4:34:57 AM
Bromodichloromethane	ND	1.00		µg/L	1	6/11/2019 4:34:57 AM
Dibromomethane	ND	1.00		µg/L	1	6/11/2019 4:34:57 AM
cis-1,3-Dichloropropene	ND	1.00		µg/L	1	6/11/2019 4:34:57 AM
Toluene	114	50.0	D	µg/L	50	6/11/2019 12:20:40 PM
trans-1,3-Dichloropropylene	ND	1.00		µg/L	1	6/11/2019 4:34:57 AM
1,1,2-Trichloroethane	ND	1.00		µg/L	1	6/11/2019 4:34:57 AM
1,3-Dichloropropane	ND	1.00		µg/L	1	6/11/2019 4:34:57 AM
Tetrachloroethene (PCE)	11.6	1.00		µg/L	1	6/11/2019 4:34:57 AM
Dibromochloromethane	ND	1.00		µg/L	1	6/11/2019 4:34:57 AM
1,2-Dibromoethane (EDB)	ND	0.250		µg/L	1	6/11/2019 4:34:57 AM
Chlorobenzene	ND	1.00		µg/L	1	6/11/2019 4:34:57 AM
1,1,1,2-Tetrachloroethane	ND	1.00		µg/L	1	6/11/2019 4:34:57 AM



Client: Environmental Partners, Inc.

Collection Date: 6/4/2019 2:06:00 PM

Project: Whitney's

Lab ID: 1906073-001

Matrix: Water

Client Sample ID: WCMW-4

Analyses	Result	RL	Qual	Units	DF	Date Analyzed
----------	--------	----	------	-------	----	---------------

Volatile Organic Compounds by EPA Method 8260D

Batch ID: 24857

Analyst: KT

Ethylbenzene	366	50.0	D	µg/L	50	6/11/2019 12:20:40 PM
m,p-Xylene	3,170	50.0	D	µg/L	50	6/11/2019 12:20:40 PM
o-Xylene	1,140	50.0	D	µg/L	50	6/11/2019 12:20:40 PM
Styrene	ND	1.00		µg/L	1	6/11/2019 4:34:57 AM
Isopropylbenzene	1.31	1.00		µg/L	1	6/11/2019 4:34:57 AM
Bromoform	ND	2.00		µg/L	1	6/11/2019 4:34:57 AM
1,1,2,2-Tetrachloroethane	ND	1.00		µg/L	1	6/11/2019 4:34:57 AM
n-Propylbenzene	ND	1.00		µg/L	1	6/11/2019 4:34:57 AM
Bromobenzene	ND	1.00		µg/L	1	6/11/2019 4:34:57 AM
1,3,5-Trimethylbenzene	341	50.0	D	µg/L	50	6/11/2019 12:20:40 PM
2-Chlorotoluene	ND	1.00		µg/L	1	6/11/2019 4:34:57 AM
4-Chlorotoluene	ND	1.00		µg/L	1	6/11/2019 4:34:57 AM
tert-Butylbenzene	ND	1.00		µg/L	1	6/11/2019 4:34:57 AM
1,2,3-Trichloropropane	ND	1.00		µg/L	1	6/11/2019 4:34:57 AM
1,2,4-Trichlorobenzene	ND	2.00		µg/L	1	6/11/2019 4:34:57 AM
sec-Butylbenzene	ND	1.00		µg/L	1	6/11/2019 4:34:57 AM
4-Isopropyltoluene	18.8	1.00		µg/L	1	6/11/2019 4:34:57 AM
1,3-Dichlorobenzene	ND	1.00		µg/L	1	6/11/2019 4:34:57 AM
1,4-Dichlorobenzene	ND	1.00		µg/L	1	6/11/2019 4:34:57 AM
n-Butylbenzene	ND	1.00		µg/L	1	6/11/2019 4:34:57 AM
1,2-Dichlorobenzene	ND	1.00		µg/L	1	6/11/2019 4:34:57 AM
1,2-Dibromo-3-chloropropane	ND	1.00		µg/L	1	6/11/2019 4:34:57 AM
1,2,4-Trimethylbenzene	1,340	50.0	D	µg/L	50	6/11/2019 12:20:40 PM
Hexachloro-1,3-butadiene	ND	4.00		µg/L	1	6/11/2019 4:34:57 AM
Naphthalene	696	50.0	D	µg/L	50	6/11/2019 12:20:40 PM
1,2,3-Trichlorobenzene	ND	4.00		µg/L	1	6/11/2019 4:34:57 AM
Surr: Dibromofluoromethane	94.7	45.4 - 152		%Rec	1	6/11/2019 4:34:57 AM
Surr: Toluene-d8	90.6	40.1 - 139		%Rec	1	6/11/2019 4:34:57 AM
Surr: 1-Bromo-4-fluorobenzene	107	64.2 - 128		%Rec	1	6/11/2019 4:34:57 AM



Client: Environmental Partners, Inc.

Collection Date: 6/5/2019 9:15:00 AM

Project: Whitney's

Lab ID: 1906073-002

Matrix: Water

Client Sample ID: WCMW-10

Analyses	Result	RL	Qual	Units	DF	Date Analyzed
----------	--------	----	------	-------	----	---------------

Gasoline by NWTPH-Gx

Batch ID: 24857

Analyst: KT

Gasoline	ND	50.0		µg/L	1	6/10/2019 7:17:23 PM
Surr: Toluene-d8	93.7	65 - 135		%Rec	1	6/10/2019 7:17:23 PM
Surr: 4-Bromofluorobenzene	97.8	65 - 135		%Rec	1	6/10/2019 7:17:23 PM

Volatile Organic Compounds by EPA Method 8260D

Batch ID: 24857

Analyst: KT

Dichlorodifluoromethane (CFC-12)	ND	1.00		µg/L	1	6/10/2019 7:17:23 PM
Chloromethane	ND	2.00		µg/L	1	6/10/2019 7:17:23 PM
Vinyl chloride	ND	0.200		µg/L	1	6/10/2019 7:17:23 PM
Bromomethane	ND	1.00		µg/L	1	6/10/2019 7:17:23 PM
Trichlorofluoromethane (CFC-11)	ND	1.00		µg/L	1	6/10/2019 7:17:23 PM
Chloroethane	ND	1.00		µg/L	1	6/10/2019 7:17:23 PM
1,1-Dichloroethene	ND	1.00		µg/L	1	6/10/2019 7:17:23 PM
Methylene chloride	ND	1.00		µg/L	1	6/10/2019 7:17:23 PM
trans-1,2-Dichloroethene	ND	1.00		µg/L	1	6/10/2019 7:17:23 PM
Methyl tert-butyl ether (MTBE)	ND	1.00		µg/L	1	6/10/2019 7:17:23 PM
1,1-Dichloroethane	ND	1.00		µg/L	1	6/10/2019 7:17:23 PM
2,2-Dichloropropane	ND	2.00		µg/L	1	6/10/2019 7:17:23 PM
cis-1,2-Dichloroethene	ND	1.00		µg/L	1	6/10/2019 7:17:23 PM
Chloroform	ND	1.00		µg/L	1	6/10/2019 7:17:23 PM
1,1,1-Trichloroethane (TCA)	ND	1.00		µg/L	1	6/10/2019 7:17:23 PM
1,1-Dichloropropene	ND	1.00		µg/L	1	6/10/2019 7:17:23 PM
Carbon tetrachloride	ND	1.00		µg/L	1	6/10/2019 7:17:23 PM
1,2-Dichloroethane (EDC)	ND	1.00		µg/L	1	6/10/2019 7:17:23 PM
Benzene	ND	1.00		µg/L	1	6/10/2019 7:17:23 PM
Trichloroethene (TCE)	ND	0.500		µg/L	1	6/10/2019 7:17:23 PM
1,2-Dichloropropane	ND	1.00		µg/L	1	6/10/2019 7:17:23 PM
Bromodichloromethane	ND	1.00		µg/L	1	6/10/2019 7:17:23 PM
Dibromomethane	ND	1.00		µg/L	1	6/10/2019 7:17:23 PM
cis-1,3-Dichloropropene	ND	1.00		µg/L	1	6/10/2019 7:17:23 PM
Toluene	ND	1.00		µg/L	1	6/10/2019 7:17:23 PM
trans-1,3-Dichloropropylene	ND	1.00		µg/L	1	6/10/2019 7:17:23 PM
1,1,2-Trichloroethane	ND	1.00		µg/L	1	6/10/2019 7:17:23 PM
1,3-Dichloropropane	ND	1.00		µg/L	1	6/10/2019 7:17:23 PM
Tetrachloroethene (PCE)	ND	1.00		µg/L	1	6/10/2019 7:17:23 PM
Dibromochloromethane	ND	1.00		µg/L	1	6/10/2019 7:17:23 PM
1,2-Dibromoethane (EDB)	ND	0.250		µg/L	1	6/10/2019 7:17:23 PM
Chlorobenzene	ND	1.00		µg/L	1	6/10/2019 7:17:23 PM
1,1,1,2-Tetrachloroethane	ND	1.00		µg/L	1	6/10/2019 7:17:23 PM



Client: Environmental Partners, Inc.

Collection Date: 6/5/2019 9:15:00 AM

Project: Whitney's

Lab ID: 1906073-002

Matrix: Water

Client Sample ID: WCMW-10

Analyses	Result	RL	Qual	Units	DF	Date Analyzed
----------	--------	----	------	-------	----	---------------

Volatile Organic Compounds by EPA Method 8260D

Batch ID: 24857

Analyst: KT

Ethylbenzene	ND	1.00		µg/L	1	6/10/2019 7:17:23 PM
m,p-Xylene	ND	1.00		µg/L	1	6/10/2019 7:17:23 PM
o-Xylene	ND	1.00		µg/L	1	6/10/2019 7:17:23 PM
Styrene	ND	1.00		µg/L	1	6/10/2019 7:17:23 PM
Isopropylbenzene	ND	1.00		µg/L	1	6/10/2019 7:17:23 PM
Bromoform	ND	2.00		µg/L	1	6/10/2019 7:17:23 PM
1,1,2,2-Tetrachloroethane	ND	1.00		µg/L	1	6/10/2019 7:17:23 PM
n-Propylbenzene	ND	1.00		µg/L	1	6/10/2019 7:17:23 PM
Bromobenzene	ND	1.00		µg/L	1	6/10/2019 7:17:23 PM
1,3,5-Trimethylbenzene	ND	1.00		µg/L	1	6/10/2019 7:17:23 PM
2-Chlorotoluene	ND	1.00		µg/L	1	6/10/2019 7:17:23 PM
4-Chlorotoluene	ND	1.00		µg/L	1	6/10/2019 7:17:23 PM
tert-Butylbenzene	ND	1.00		µg/L	1	6/10/2019 7:17:23 PM
1,2,3-Trichloropropane	ND	1.00		µg/L	1	6/10/2019 7:17:23 PM
1,2,4-Trichlorobenzene	ND	2.00		µg/L	1	6/10/2019 7:17:23 PM
sec-Butylbenzene	ND	1.00		µg/L	1	6/10/2019 7:17:23 PM
4-Isopropyltoluene	ND	1.00		µg/L	1	6/10/2019 7:17:23 PM
1,3-Dichlorobenzene	ND	1.00		µg/L	1	6/10/2019 7:17:23 PM
1,4-Dichlorobenzene	ND	1.00		µg/L	1	6/10/2019 7:17:23 PM
n-Butylbenzene	ND	1.00		µg/L	1	6/10/2019 7:17:23 PM
1,2-Dichlorobenzene	ND	1.00		µg/L	1	6/10/2019 7:17:23 PM
1,2-Dibromo-3-chloropropane	ND	1.00		µg/L	1	6/10/2019 7:17:23 PM
1,2,4-Trimethylbenzene	ND	1.00		µg/L	1	6/10/2019 7:17:23 PM
Hexachloro-1,3-butadiene	ND	4.00		µg/L	1	6/10/2019 7:17:23 PM
Naphthalene	ND	1.00		µg/L	1	6/10/2019 7:17:23 PM
1,2,3-Trichlorobenzene	ND	4.00		µg/L	1	6/10/2019 7:17:23 PM
Surr: Dibromofluoromethane	93.7	45.4 - 152		%Rec	1	6/10/2019 7:17:23 PM
Surr: Toluene-d8	85.4	40.1 - 139		%Rec	1	6/10/2019 7:17:23 PM
Surr: 1-Bromo-4-fluorobenzene	95.4	64.2 - 128		%Rec	1	6/10/2019 7:17:23 PM



Client: Environmental Partners, Inc.

Collection Date: 6/5/2019 9:48:00 AM

Project: Whitney's

Lab ID: 1906073-003

Matrix: Water

Client Sample ID: WCMW-1R

Analyses	Result	RL	Qual	Units	DF	Date Analyzed
----------	--------	----	------	-------	----	---------------

Gasoline by NWTPH-Gx

Batch ID: 24857 Analyst: KT

Gasoline	ND	50.0		µg/L	1	6/10/2019 7:48:52 PM
Surr: Toluene-d8	114	65 - 135		%Rec	1	6/10/2019 7:48:52 PM
Surr: 4-Bromofluorobenzene	95.5	65 - 135		%Rec	1	6/10/2019 7:48:52 PM

Volatile Organic Compounds by EPA Method 8260D

Batch ID: 24857 Analyst: KT

Dichlorodifluoromethane (CFC-12)	ND	1.00		µg/L	1	6/10/2019 7:48:52 PM
Chloromethane	ND	2.00		µg/L	1	6/10/2019 7:48:52 PM
Vinyl chloride	ND	0.200		µg/L	1	6/10/2019 7:48:52 PM
Bromomethane	ND	1.00		µg/L	1	6/10/2019 7:48:52 PM
Trichlorofluoromethane (CFC-11)	ND	1.00		µg/L	1	6/10/2019 7:48:52 PM
Chloroethane	ND	1.00		µg/L	1	6/10/2019 7:48:52 PM
1,1-Dichloroethene	ND	1.00		µg/L	1	6/10/2019 7:48:52 PM
Methylene chloride	ND	1.00		µg/L	1	6/10/2019 7:48:52 PM
trans-1,2-Dichloroethene	ND	1.00		µg/L	1	6/10/2019 7:48:52 PM
Methyl tert-butyl ether (MTBE)	ND	1.00		µg/L	1	6/10/2019 7:48:52 PM
1,1-Dichloroethane	ND	1.00		µg/L	1	6/10/2019 7:48:52 PM
2,2-Dichloropropane	ND	2.00		µg/L	1	6/10/2019 7:48:52 PM
cis-1,2-Dichloroethene	ND	1.00		µg/L	1	6/10/2019 7:48:52 PM
Chloroform	ND	1.00		µg/L	1	6/10/2019 7:48:52 PM
1,1,1-Trichloroethane (TCA)	ND	1.00		µg/L	1	6/10/2019 7:48:52 PM
1,1-Dichloropropene	ND	1.00		µg/L	1	6/10/2019 7:48:52 PM
Carbon tetrachloride	ND	1.00		µg/L	1	6/10/2019 7:48:52 PM
1,2-Dichloroethane (EDC)	ND	1.00		µg/L	1	6/10/2019 7:48:52 PM
Benzene	ND	1.00		µg/L	1	6/10/2019 7:48:52 PM
Trichloroethene (TCE)	ND	0.500		µg/L	1	6/10/2019 7:48:52 PM
1,2-Dichloropropane	ND	1.00		µg/L	1	6/10/2019 7:48:52 PM
Bromodichloromethane	ND	1.00		µg/L	1	6/10/2019 7:48:52 PM
Dibromomethane	ND	1.00		µg/L	1	6/10/2019 7:48:52 PM
cis-1,3-Dichloropropene	ND	1.00		µg/L	1	6/10/2019 7:48:52 PM
Toluene	ND	1.00		µg/L	1	6/10/2019 7:48:52 PM
trans-1,3-Dichloropropylene	ND	1.00		µg/L	1	6/10/2019 7:48:52 PM
1,1,2-Trichloroethane	ND	1.00		µg/L	1	6/10/2019 7:48:52 PM
1,3-Dichloropropane	ND	1.00		µg/L	1	6/10/2019 7:48:52 PM
Tetrachloroethene (PCE)	ND	1.00		µg/L	1	6/10/2019 7:48:52 PM
Dibromochloromethane	ND	1.00		µg/L	1	6/10/2019 7:48:52 PM
1,2-Dibromoethane (EDB)	ND	0.250		µg/L	1	6/10/2019 7:48:52 PM
Chlorobenzene	ND	1.00		µg/L	1	6/10/2019 7:48:52 PM
1,1,1,2-Tetrachloroethane	ND	1.00		µg/L	1	6/10/2019 7:48:52 PM



Client: Environmental Partners, Inc.

Collection Date: 6/5/2019 9:48:00 AM

Project: Whitney's

Lab ID: 1906073-003

Matrix: Water

Client Sample ID: WCMW-1R

Analyses	Result	RL	Qual	Units	DF	Date Analyzed
----------	--------	----	------	-------	----	---------------

Volatile Organic Compounds by EPA Method 8260D

Batch ID: 24857

Analyst: KT

Ethylbenzene	ND	1.00		µg/L	1	6/10/2019 7:48:52 PM
m,p-Xylene	ND	1.00		µg/L	1	6/10/2019 7:48:52 PM
o-Xylene	ND	1.00		µg/L	1	6/10/2019 7:48:52 PM
Styrene	ND	1.00		µg/L	1	6/10/2019 7:48:52 PM
Isopropylbenzene	ND	1.00		µg/L	1	6/10/2019 7:48:52 PM
Bromoform	ND	2.00		µg/L	1	6/10/2019 7:48:52 PM
1,1,2,2-Tetrachloroethane	ND	1.00		µg/L	1	6/10/2019 7:48:52 PM
n-Propylbenzene	ND	1.00		µg/L	1	6/10/2019 7:48:52 PM
Bromobenzene	ND	1.00		µg/L	1	6/10/2019 7:48:52 PM
1,3,5-Trimethylbenzene	ND	1.00		µg/L	1	6/10/2019 7:48:52 PM
2-Chlorotoluene	ND	1.00		µg/L	1	6/10/2019 7:48:52 PM
4-Chlorotoluene	ND	1.00		µg/L	1	6/10/2019 7:48:52 PM
tert-Butylbenzene	ND	1.00		µg/L	1	6/10/2019 7:48:52 PM
1,2,3-Trichloropropane	ND	1.00		µg/L	1	6/10/2019 7:48:52 PM
1,2,4-Trichlorobenzene	ND	2.00		µg/L	1	6/10/2019 7:48:52 PM
sec-Butylbenzene	ND	1.00		µg/L	1	6/10/2019 7:48:52 PM
4-Isopropyltoluene	ND	1.00		µg/L	1	6/10/2019 7:48:52 PM
1,3-Dichlorobenzene	ND	1.00		µg/L	1	6/10/2019 7:48:52 PM
1,4-Dichlorobenzene	ND	1.00		µg/L	1	6/10/2019 7:48:52 PM
n-Butylbenzene	ND	1.00		µg/L	1	6/10/2019 7:48:52 PM
1,2-Dichlorobenzene	ND	1.00		µg/L	1	6/10/2019 7:48:52 PM
1,2-Dibromo-3-chloropropane	ND	1.00		µg/L	1	6/10/2019 7:48:52 PM
1,2,4-Trimethylbenzene	ND	1.00		µg/L	1	6/10/2019 7:48:52 PM
Hexachloro-1,3-butadiene	ND	4.00		µg/L	1	6/10/2019 7:48:52 PM
Naphthalene	ND	1.00		µg/L	1	6/10/2019 7:48:52 PM
1,2,3-Trichlorobenzene	ND	4.00		µg/L	1	6/10/2019 7:48:52 PM
Surr: Dibromofluoromethane	97.3	45.4 - 152		%Rec	1	6/10/2019 7:48:52 PM
Surr: Toluene-d8	106	40.1 - 139		%Rec	1	6/10/2019 7:48:52 PM
Surr: 1-Bromo-4-fluorobenzene	93.1	64.2 - 128		%Rec	1	6/10/2019 7:48:52 PM



Client: Environmental Partners, Inc.

Collection Date: 6/5/2019 10:25:00 AM

Project: Whitney's

Lab ID: 1906073-004

Matrix: Water

Client Sample ID: KBMW-7

Analyses	Result	RL	Qual	Units	DF	Date Analyzed
----------	--------	----	------	-------	----	---------------

Gasoline by NWTPH-Gx

Batch ID: 24857

Analyst: KT

Gasoline	192	50.0		µg/L	1	6/10/2019 8:20:08 PM
Surr: Toluene-d8	106	65 - 135		%Rec	1	6/10/2019 8:20:08 PM
Surr: 4-Bromofluorobenzene	101	65 - 135		%Rec	1	6/10/2019 8:20:08 PM

Volatile Organic Compounds by EPA Method 8260D

Batch ID: 24857

Analyst: KT

Dichlorodifluoromethane (CFC-12)	ND	1.00		µg/L	1	6/10/2019 8:20:08 PM
Chloromethane	ND	2.00		µg/L	1	6/10/2019 8:20:08 PM
Vinyl chloride	ND	0.200		µg/L	1	6/10/2019 8:20:08 PM
Bromomethane	ND	1.00		µg/L	1	6/10/2019 8:20:08 PM
Trichlorofluoromethane (CFC-11)	ND	1.00		µg/L	1	6/10/2019 8:20:08 PM
Chloroethane	ND	1.00		µg/L	1	6/10/2019 8:20:08 PM
1,1-Dichloroethene	ND	1.00		µg/L	1	6/10/2019 8:20:08 PM
Methylene chloride	ND	1.00		µg/L	1	6/10/2019 8:20:08 PM
trans-1,2-Dichloroethene	ND	1.00		µg/L	1	6/10/2019 8:20:08 PM
Methyl tert-butyl ether (MTBE)	ND	1.00		µg/L	1	6/10/2019 8:20:08 PM
1,1-Dichloroethane	ND	1.00		µg/L	1	6/10/2019 8:20:08 PM
2,2-Dichloropropane	ND	2.00		µg/L	1	6/10/2019 8:20:08 PM
cis-1,2-Dichloroethene	ND	1.00		µg/L	1	6/10/2019 8:20:08 PM
Chloroform	ND	1.00		µg/L	1	6/10/2019 8:20:08 PM
1,1,1-Trichloroethane (TCA)	ND	1.00		µg/L	1	6/10/2019 8:20:08 PM
1,1-Dichloropropene	ND	1.00		µg/L	1	6/10/2019 8:20:08 PM
Carbon tetrachloride	ND	1.00		µg/L	1	6/10/2019 8:20:08 PM
1,2-Dichloroethane (EDC)	ND	1.00		µg/L	1	6/10/2019 8:20:08 PM
Benzene	ND	1.00		µg/L	1	6/10/2019 8:20:08 PM
Trichloroethene (TCE)	ND	0.500		µg/L	1	6/10/2019 8:20:08 PM
1,2-Dichloropropane	ND	1.00		µg/L	1	6/10/2019 8:20:08 PM
Bromodichloromethane	ND	1.00		µg/L	1	6/10/2019 8:20:08 PM
Dibromomethane	ND	1.00		µg/L	1	6/10/2019 8:20:08 PM
cis-1,3-Dichloropropene	ND	1.00		µg/L	1	6/10/2019 8:20:08 PM
Toluene	ND	1.00		µg/L	1	6/10/2019 8:20:08 PM
trans-1,3-Dichloropropylene	ND	1.00		µg/L	1	6/10/2019 8:20:08 PM
1,1,2-Trichloroethane	ND	1.00		µg/L	1	6/10/2019 8:20:08 PM
1,3-Dichloropropane	ND	1.00		µg/L	1	6/10/2019 8:20:08 PM
Tetrachloroethene (PCE)	ND	1.00		µg/L	1	6/10/2019 8:20:08 PM
Dibromochloromethane	ND	1.00		µg/L	1	6/10/2019 8:20:08 PM
1,2-Dibromoethane (EDB)	ND	0.250		µg/L	1	6/10/2019 8:20:08 PM
Chlorobenzene	ND	1.00		µg/L	1	6/10/2019 8:20:08 PM
1,1,1,2-Tetrachloroethane	ND	1.00		µg/L	1	6/10/2019 8:20:08 PM



Client: Environmental Partners, Inc.

Collection Date: 6/5/2019 10:25:00 AM

Project: Whitney's

Lab ID: 1906073-004

Matrix: Water

Client Sample ID: KBMW-7

Analyses	Result	RL	Qual	Units	DF	Date Analyzed
----------	--------	----	------	-------	----	---------------

Volatile Organic Compounds by EPA Method 8260D

Batch ID: 24857

Analyst: KT

Ethylbenzene	ND	1.00		µg/L	1	6/10/2019 8:20:08 PM
m,p-Xylene	2.54	1.00		µg/L	1	6/10/2019 8:20:08 PM
o-Xylene	2.56	1.00		µg/L	1	6/10/2019 8:20:08 PM
Styrene	ND	1.00		µg/L	1	6/10/2019 8:20:08 PM
Isopropylbenzene	ND	1.00		µg/L	1	6/10/2019 8:20:08 PM
Bromoform	ND	2.00		µg/L	1	6/10/2019 8:20:08 PM
1,1,2,2-Tetrachloroethane	ND	1.00		µg/L	1	6/10/2019 8:20:08 PM
n-Propylbenzene	ND	1.00		µg/L	1	6/10/2019 8:20:08 PM
Bromobenzene	ND	1.00		µg/L	1	6/10/2019 8:20:08 PM
1,3,5-Trimethylbenzene	2.87	1.00		µg/L	1	6/10/2019 8:20:08 PM
2-Chlorotoluene	ND	1.00		µg/L	1	6/10/2019 8:20:08 PM
4-Chlorotoluene	ND	1.00		µg/L	1	6/10/2019 8:20:08 PM
tert-Butylbenzene	ND	1.00		µg/L	1	6/10/2019 8:20:08 PM
1,2,3-Trichloropropane	ND	1.00		µg/L	1	6/10/2019 8:20:08 PM
1,2,4-Trichlorobenzene	ND	2.00		µg/L	1	6/10/2019 8:20:08 PM
sec-Butylbenzene	ND	1.00		µg/L	1	6/10/2019 8:20:08 PM
4-Isopropyltoluene	ND	1.00		µg/L	1	6/10/2019 8:20:08 PM
1,3-Dichlorobenzene	ND	1.00		µg/L	1	6/10/2019 8:20:08 PM
1,4-Dichlorobenzene	ND	1.00		µg/L	1	6/10/2019 8:20:08 PM
n-Butylbenzene	ND	1.00		µg/L	1	6/10/2019 8:20:08 PM
1,2-Dichlorobenzene	ND	1.00		µg/L	1	6/10/2019 8:20:08 PM
1,2-Dibromo-3-chloropropane	ND	1.00		µg/L	1	6/10/2019 8:20:08 PM
1,2,4-Trimethylbenzene	3.24	1.00		µg/L	1	6/10/2019 8:20:08 PM
Hexachloro-1,3-butadiene	ND	4.00		µg/L	1	6/10/2019 8:20:08 PM
Naphthalene	5.25	1.00		µg/L	1	6/10/2019 8:20:08 PM
1,2,3-Trichlorobenzene	ND	4.00		µg/L	1	6/10/2019 8:20:08 PM
Surr: Dibromofluoromethane	97.2	45.4 - 152		%Rec	1	6/10/2019 8:20:08 PM
Surr: Toluene-d8	96.5	40.1 - 139		%Rec	1	6/10/2019 8:20:08 PM
Surr: 1-Bromo-4-fluorobenzene	98.0	64.2 - 128		%Rec	1	6/10/2019 8:20:08 PM



Client: Environmental Partners, Inc.

Collection Date: 6/5/2019 11:06:00 AM

Project: Whitney's

Lab ID: 1906073-005

Matrix: Water

Client Sample ID: ESMW-1

Analyses	Result	RL	Qual	Units	DF	Date Analyzed
----------	--------	----	------	-------	----	---------------

Gasoline by NWTPH-Gx

Batch ID: 24857

Analyst: KT

Gasoline	ND	50.0		µg/L	1	6/10/2019 8:51:28 PM
Surr: Toluene-d8	103	65 - 135		%Rec	1	6/10/2019 8:51:28 PM
Surr: 4-Bromofluorobenzene	92.4	65 - 135		%Rec	1	6/10/2019 8:51:28 PM

Volatile Organic Compounds by EPA Method 8260D

Batch ID: 24857

Analyst: KT

Dichlorodifluoromethane (CFC-12)	ND	1.00		µg/L	1	6/10/2019 8:51:28 PM
Chloromethane	ND	2.00		µg/L	1	6/10/2019 8:51:28 PM
Vinyl chloride	ND	0.200		µg/L	1	6/10/2019 8:51:28 PM
Bromomethane	ND	1.00		µg/L	1	6/10/2019 8:51:28 PM
Trichlorofluoromethane (CFC-11)	ND	1.00		µg/L	1	6/10/2019 8:51:28 PM
Chloroethane	ND	1.00		µg/L	1	6/10/2019 8:51:28 PM
1,1-Dichloroethene	ND	1.00		µg/L	1	6/10/2019 8:51:28 PM
Methylene chloride	ND	1.00		µg/L	1	6/10/2019 8:51:28 PM
trans-1,2-Dichloroethene	ND	1.00		µg/L	1	6/10/2019 8:51:28 PM
Methyl tert-butyl ether (MTBE)	ND	1.00		µg/L	1	6/10/2019 8:51:28 PM
1,1-Dichloroethane	ND	1.00		µg/L	1	6/10/2019 8:51:28 PM
2,2-Dichloropropane	ND	2.00		µg/L	1	6/10/2019 8:51:28 PM
cis-1,2-Dichloroethene	ND	1.00		µg/L	1	6/10/2019 8:51:28 PM
Chloroform	ND	1.00		µg/L	1	6/10/2019 8:51:28 PM
1,1,1-Trichloroethane (TCA)	ND	1.00		µg/L	1	6/10/2019 8:51:28 PM
1,1-Dichloropropene	ND	1.00		µg/L	1	6/10/2019 8:51:28 PM
Carbon tetrachloride	ND	1.00		µg/L	1	6/10/2019 8:51:28 PM
1,2-Dichloroethane (EDC)	ND	1.00		µg/L	1	6/10/2019 8:51:28 PM
Benzene	ND	1.00		µg/L	1	6/10/2019 8:51:28 PM
Trichloroethene (TCE)	ND	0.500		µg/L	1	6/10/2019 8:51:28 PM
1,2-Dichloropropane	ND	1.00		µg/L	1	6/10/2019 8:51:28 PM
Bromodichloromethane	ND	1.00		µg/L	1	6/10/2019 8:51:28 PM
Dibromomethane	ND	1.00		µg/L	1	6/10/2019 8:51:28 PM
cis-1,3-Dichloropropene	ND	1.00		µg/L	1	6/10/2019 8:51:28 PM
Toluene	ND	1.00		µg/L	1	6/10/2019 8:51:28 PM
trans-1,3-Dichloropropylene	ND	1.00		µg/L	1	6/10/2019 8:51:28 PM
1,1,2-Trichloroethane	ND	1.00		µg/L	1	6/10/2019 8:51:28 PM
1,3-Dichloropropane	ND	1.00		µg/L	1	6/10/2019 8:51:28 PM
Tetrachloroethene (PCE)	ND	1.00		µg/L	1	6/10/2019 8:51:28 PM
Dibromochloromethane	ND	1.00		µg/L	1	6/10/2019 8:51:28 PM
1,2-Dibromoethane (EDB)	ND	0.250		µg/L	1	6/10/2019 8:51:28 PM
Chlorobenzene	ND	1.00		µg/L	1	6/10/2019 8:51:28 PM
1,1,1,2-Tetrachloroethane	ND	1.00		µg/L	1	6/10/2019 8:51:28 PM



Client: Environmental Partners, Inc.

Collection Date: 6/5/2019 11:06:00 AM

Project: Whitney's

Lab ID: 1906073-005

Matrix: Water

Client Sample ID: ESMW-1

Analyses	Result	RL	Qual	Units	DF	Date Analyzed
----------	--------	----	------	-------	----	---------------

Volatile Organic Compounds by EPA Method 8260D

Batch ID: 24857

Analyst: KT

Ethylbenzene	ND	1.00		µg/L	1	6/10/2019 8:51:28 PM
m,p-Xylene	ND	1.00		µg/L	1	6/10/2019 8:51:28 PM
o-Xylene	ND	1.00		µg/L	1	6/10/2019 8:51:28 PM
Styrene	ND	1.00		µg/L	1	6/10/2019 8:51:28 PM
Isopropylbenzene	ND	1.00		µg/L	1	6/10/2019 8:51:28 PM
Bromoform	ND	2.00		µg/L	1	6/10/2019 8:51:28 PM
1,1,2,2-Tetrachloroethane	ND	1.00		µg/L	1	6/10/2019 8:51:28 PM
n-Propylbenzene	ND	1.00		µg/L	1	6/10/2019 8:51:28 PM
Bromobenzene	ND	1.00		µg/L	1	6/10/2019 8:51:28 PM
1,3,5-Trimethylbenzene	ND	1.00		µg/L	1	6/10/2019 8:51:28 PM
2-Chlorotoluene	ND	1.00		µg/L	1	6/10/2019 8:51:28 PM
4-Chlorotoluene	ND	1.00		µg/L	1	6/10/2019 8:51:28 PM
tert-Butylbenzene	ND	1.00		µg/L	1	6/10/2019 8:51:28 PM
1,2,3-Trichloropropane	ND	1.00		µg/L	1	6/10/2019 8:51:28 PM
1,2,4-Trichlorobenzene	ND	2.00		µg/L	1	6/10/2019 8:51:28 PM
sec-Butylbenzene	ND	1.00		µg/L	1	6/10/2019 8:51:28 PM
4-Isopropyltoluene	ND	1.00		µg/L	1	6/10/2019 8:51:28 PM
1,3-Dichlorobenzene	ND	1.00		µg/L	1	6/10/2019 8:51:28 PM
1,4-Dichlorobenzene	ND	1.00		µg/L	1	6/10/2019 8:51:28 PM
n-Butylbenzene	ND	1.00		µg/L	1	6/10/2019 8:51:28 PM
1,2-Dichlorobenzene	ND	1.00		µg/L	1	6/10/2019 8:51:28 PM
1,2-Dibromo-3-chloropropane	ND	1.00		µg/L	1	6/10/2019 8:51:28 PM
1,2,4-Trimethylbenzene	ND	1.00		µg/L	1	6/10/2019 8:51:28 PM
Hexachloro-1,3-butadiene	ND	4.00		µg/L	1	6/10/2019 8:51:28 PM
Naphthalene	ND	1.00		µg/L	1	6/10/2019 8:51:28 PM
1,2,3-Trichlorobenzene	ND	4.00		µg/L	1	6/10/2019 8:51:28 PM
Surr: Dibromofluoromethane	94.5	45.4 - 152		%Rec	1	6/10/2019 8:51:28 PM
Surr: Toluene-d8	98.1	40.1 - 139		%Rec	1	6/10/2019 8:51:28 PM
Surr: 1-Bromo-4-fluorobenzene	90.1	64.2 - 128		%Rec	1	6/10/2019 8:51:28 PM



Client: Environmental Partners, Inc.

Collection Date: 6/5/2019 12:56:00 PM

Project: Whitney's

Lab ID: 1906073-006

Matrix: Water

Client Sample ID: WCMW-3

Analyses	Result	RL	Qual	Units	DF	Date Analyzed
----------	--------	----	------	-------	----	---------------

Gasoline by NWTPH-Gx

Batch ID: 24857

Analyst: KT

Gasoline	41,300	2,500	D	µg/L	50	6/11/2019 12:51:47 PM
Surr: Toluene-d8	102	65 - 135	D	%Rec	50	6/11/2019 12:51:47 PM
Surr: 4-Bromofluorobenzene	106	65 - 135	D	%Rec	50	6/11/2019 12:51:47 PM

Volatile Organic Compounds by EPA Method 8260D

Batch ID: 24857

Analyst: KT

Dichlorodifluoromethane (CFC-12)	ND	1.00		µg/L	1	6/11/2019 5:05:44 AM
Chloromethane	ND	2.00		µg/L	1	6/11/2019 5:05:44 AM
Vinyl chloride	ND	0.200		µg/L	1	6/11/2019 5:05:44 AM
Bromomethane	ND	1.00		µg/L	1	6/11/2019 5:05:44 AM
Trichlorofluoromethane (CFC-11)	ND	1.00		µg/L	1	6/11/2019 5:05:44 AM
Chloroethane	ND	1.00		µg/L	1	6/11/2019 5:05:44 AM
1,1-Dichloroethene	ND	1.00		µg/L	1	6/11/2019 5:05:44 AM
Methylene chloride	ND	1.00		µg/L	1	6/11/2019 5:05:44 AM
trans-1,2-Dichloroethene	ND	1.00		µg/L	1	6/11/2019 5:05:44 AM
Methyl tert-butyl ether (MTBE)	ND	1.00		µg/L	1	6/11/2019 5:05:44 AM
1,1-Dichloroethane	ND	1.00		µg/L	1	6/11/2019 5:05:44 AM
2,2-Dichloropropane	ND	2.00		µg/L	1	6/11/2019 5:05:44 AM
cis-1,2-Dichloroethene	ND	1.00		µg/L	1	6/11/2019 5:05:44 AM
Chloroform	ND	1.00		µg/L	1	6/11/2019 5:05:44 AM
1,1,1-Trichloroethane (TCA)	ND	1.00		µg/L	1	6/11/2019 5:05:44 AM
1,1-Dichloropropene	ND	1.00		µg/L	1	6/11/2019 5:05:44 AM
Carbon tetrachloride	ND	1.00		µg/L	1	6/11/2019 5:05:44 AM
1,2-Dichloroethane (EDC)	ND	1.00		µg/L	1	6/11/2019 5:05:44 AM
Benzene	28.5	1.00		µg/L	1	6/11/2019 5:05:44 AM
Trichloroethene (TCE)	ND	0.500		µg/L	1	6/11/2019 5:05:44 AM
1,2-Dichloropropane	ND	1.00		µg/L	1	6/11/2019 5:05:44 AM
Bromodichloromethane	ND	1.00		µg/L	1	6/11/2019 5:05:44 AM
Dibromomethane	ND	1.00		µg/L	1	6/11/2019 5:05:44 AM
cis-1,3-Dichloropropene	ND	1.00		µg/L	1	6/11/2019 5:05:44 AM
Toluene	984	50.0	D	µg/L	50	6/11/2019 12:51:47 PM
trans-1,3-Dichloropropylene	ND	1.00		µg/L	1	6/11/2019 5:05:44 AM
1,1,2-Trichloroethane	ND	1.00		µg/L	1	6/11/2019 5:05:44 AM
1,3-Dichloropropane	ND	1.00		µg/L	1	6/11/2019 5:05:44 AM
Tetrachloroethene (PCE)	12.7	1.00		µg/L	1	6/11/2019 5:05:44 AM
Dibromochloromethane	ND	1.00		µg/L	1	6/11/2019 5:05:44 AM
1,2-Dibromoethane (EDB)	ND	0.250		µg/L	1	6/11/2019 5:05:44 AM
Chlorobenzene	ND	1.00		µg/L	1	6/11/2019 5:05:44 AM
1,1,1,2-Tetrachloroethane	ND	1.00		µg/L	1	6/11/2019 5:05:44 AM



Client: Environmental Partners, Inc.

Collection Date: 6/5/2019 12:56:00 PM

Project: Whitney's

Lab ID: 1906073-006

Matrix: Water

Client Sample ID: WCMW-3

Analyses	Result	RL	Qual	Units	DF	Date Analyzed
----------	--------	----	------	-------	----	---------------

Volatile Organic Compounds by EPA Method 8260D

Batch ID: 24857

Analyst: KT

Ethylbenzene	1,410	50.0	D	µg/L	50	6/11/2019 12:51:47 PM
m,p-Xylene	5,260	100	D	µg/L	100	6/11/2019 2:57:55 PM
o-Xylene	2,190	100	D	µg/L	100	6/11/2019 2:57:55 PM
Styrene	ND	1.00		µg/L	1	6/11/2019 5:05:44 AM
Isopropylbenzene	58.3	50.0	D	µg/L	50	6/11/2019 12:51:47 PM
Bromoform	ND	2.00		µg/L	1	6/11/2019 5:05:44 AM
1,1,2,2-Tetrachloroethane	ND	1.00		µg/L	1	6/11/2019 5:05:44 AM
n-Propylbenzene	129	50.0	D	µg/L	50	6/11/2019 12:51:47 PM
Bromobenzene	ND	1.00		µg/L	1	6/11/2019 5:05:44 AM
1,3,5-Trimethylbenzene	423	50.0	D	µg/L	50	6/11/2019 12:51:47 PM
2-Chlorotoluene	ND	1.00		µg/L	1	6/11/2019 5:05:44 AM
4-Chlorotoluene	ND	1.00		µg/L	1	6/11/2019 5:05:44 AM
tert-Butylbenzene	ND	1.00		µg/L	1	6/11/2019 5:05:44 AM
1,2,3-Trichloropropane	ND	1.00		µg/L	1	6/11/2019 5:05:44 AM
1,2,4-Trichlorobenzene	ND	2.00		µg/L	1	6/11/2019 5:05:44 AM
sec-Butylbenzene	ND	1.00		µg/L	1	6/11/2019 5:05:44 AM
4-Isopropyltoluene	28.0	1.00		µg/L	1	6/11/2019 5:05:44 AM
1,3-Dichlorobenzene	ND	1.00		µg/L	1	6/11/2019 5:05:44 AM
1,4-Dichlorobenzene	ND	1.00		µg/L	1	6/11/2019 5:05:44 AM
n-Butylbenzene	ND	1.00		µg/L	1	6/11/2019 5:05:44 AM
1,2-Dichlorobenzene	ND	1.00		µg/L	1	6/11/2019 5:05:44 AM
1,2-Dibromo-3-chloropropane	ND	1.00		µg/L	1	6/11/2019 5:05:44 AM
1,2,4-Trimethylbenzene	1,650	50.0	D	µg/L	50	6/11/2019 12:51:47 PM
Hexachloro-1,3-butadiene	ND	4.00		µg/L	1	6/11/2019 5:05:44 AM
Naphthalene	901	50.0	D	µg/L	50	6/11/2019 12:51:47 PM
1,2,3-Trichlorobenzene	ND	4.00		µg/L	1	6/11/2019 5:05:44 AM
Surr: Dibromofluoromethane	94.6	45.4 - 152		%Rec	1	6/11/2019 5:05:44 AM
Surr: Toluene-d8	97.5	40.1 - 139		%Rec	1	6/11/2019 5:05:44 AM
Surr: 1-Bromo-4-fluorobenzene	106	64.2 - 128		%Rec	1	6/11/2019 5:05:44 AM



Client: Environmental Partners, Inc.

Collection Date: 6/5/2019 1:21:00 PM

Project: Whitney's

Lab ID: 1906073-007

Matrix: Water

Client Sample ID: WCMW-2

Analyses	Result	RL	Qual	Units	DF	Date Analyzed
----------	--------	----	------	-------	----	---------------

Gasoline by NWTPH-Gx

Batch ID: 24857

Analyst: KT

Gasoline	30,600	2,500	D	µg/L	50	6/11/2019 1:23:11 PM
Surr: Toluene-d8	96.1	65 - 135	D	%Rec	50	6/11/2019 1:23:11 PM
Surr: 4-Bromofluorobenzene	104	65 - 135	D	%Rec	50	6/11/2019 1:23:11 PM

Volatile Organic Compounds by EPA Method 8260D

Batch ID: 24857

Analyst: KT

Dichlorodifluoromethane (CFC-12)	ND	1.00		µg/L	1	6/11/2019 5:36:32 AM
Chloromethane	ND	2.00		µg/L	1	6/11/2019 5:36:32 AM
Vinyl chloride	ND	0.200		µg/L	1	6/11/2019 5:36:32 AM
Bromomethane	ND	1.00		µg/L	1	6/11/2019 5:36:32 AM
Trichlorofluoromethane (CFC-11)	ND	1.00		µg/L	1	6/11/2019 5:36:32 AM
Chloroethane	ND	1.00		µg/L	1	6/11/2019 5:36:32 AM
1,1-Dichloroethene	ND	1.00		µg/L	1	6/11/2019 5:36:32 AM
Methylene chloride	ND	1.00		µg/L	1	6/11/2019 5:36:32 AM
trans-1,2-Dichloroethene	ND	1.00		µg/L	1	6/11/2019 5:36:32 AM
Methyl tert-butyl ether (MTBE)	ND	1.00		µg/L	1	6/11/2019 5:36:32 AM
1,1-Dichloroethane	ND	1.00		µg/L	1	6/11/2019 5:36:32 AM
2,2-Dichloropropane	ND	2.00		µg/L	1	6/11/2019 5:36:32 AM
cis-1,2-Dichloroethene	ND	1.00		µg/L	1	6/11/2019 5:36:32 AM
Chloroform	ND	1.00		µg/L	1	6/11/2019 5:36:32 AM
1,1,1-Trichloroethane (TCA)	ND	1.00		µg/L	1	6/11/2019 5:36:32 AM
1,1-Dichloropropene	ND	1.00		µg/L	1	6/11/2019 5:36:32 AM
Carbon tetrachloride	ND	1.00		µg/L	1	6/11/2019 5:36:32 AM
1,2-Dichloroethane (EDC)	ND	1.00		µg/L	1	6/11/2019 5:36:32 AM
Benzene	6.14	1.00		µg/L	1	6/11/2019 5:36:32 AM
Trichloroethene (TCE)	ND	0.500		µg/L	1	6/11/2019 5:36:32 AM
1,2-Dichloropropane	ND	1.00		µg/L	1	6/11/2019 5:36:32 AM
Bromodichloromethane	ND	1.00		µg/L	1	6/11/2019 5:36:32 AM
Dibromomethane	ND	1.00		µg/L	1	6/11/2019 5:36:32 AM
cis-1,3-Dichloropropene	ND	1.00		µg/L	1	6/11/2019 5:36:32 AM
Toluene	667	50.0	D	µg/L	50	6/11/2019 1:23:11 PM
trans-1,3-Dichloropropylene	ND	1.00		µg/L	1	6/11/2019 5:36:32 AM
1,1,2-Trichloroethane	ND	1.00		µg/L	1	6/11/2019 5:36:32 AM
1,3-Dichloropropane	ND	1.00		µg/L	1	6/11/2019 5:36:32 AM
Tetrachloroethene (PCE)	37.9	1.00		µg/L	1	6/11/2019 5:36:32 AM
Dibromochloromethane	ND	1.00		µg/L	1	6/11/2019 5:36:32 AM
1,2-Dibromoethane (EDB)	ND	0.250		µg/L	1	6/11/2019 5:36:32 AM
Chlorobenzene	ND	1.00		µg/L	1	6/11/2019 5:36:32 AM
1,1,1,2-Tetrachloroethane	ND	1.00		µg/L	1	6/11/2019 5:36:32 AM



Client: Environmental Partners, Inc.

Collection Date: 6/5/2019 1:21:00 PM

Project: Whitney's

Lab ID: 1906073-007

Matrix: Water

Client Sample ID: WCMW-2

Analyses	Result	RL	Qual	Units	DF	Date Analyzed
----------	--------	----	------	-------	----	---------------

Volatile Organic Compounds by EPA Method 8260D

Batch ID: 24857

Analyst: KT

Ethylbenzene	587	50.0	D	µg/L	50	6/11/2019 1:23:11 PM
m,p-Xylene	3,460	50.0	D	µg/L	50	6/11/2019 1:23:11 PM
o-Xylene	1,580	50.0	D	µg/L	50	6/11/2019 1:23:11 PM
Styrene	ND	1.00		µg/L	1	6/11/2019 5:36:32 AM
Isopropylbenzene	3.76	1.00		µg/L	1	6/11/2019 5:36:32 AM
Bromoform	ND	2.00		µg/L	1	6/11/2019 5:36:32 AM
1,1,2,2-Tetrachloroethane	ND	1.00		µg/L	1	6/11/2019 5:36:32 AM
n-Propylbenzene	ND	1.00		µg/L	1	6/11/2019 5:36:32 AM
Bromobenzene	ND	1.00		µg/L	1	6/11/2019 5:36:32 AM
1,3,5-Trimethylbenzene	342	50.0	D	µg/L	50	6/11/2019 1:23:11 PM
2-Chlorotoluene	ND	1.00		µg/L	1	6/11/2019 5:36:32 AM
4-Chlorotoluene	ND	1.00		µg/L	1	6/11/2019 5:36:32 AM
tert-Butylbenzene	ND	1.00		µg/L	1	6/11/2019 5:36:32 AM
1,2,3-Trichloropropane	ND	1.00		µg/L	1	6/11/2019 5:36:32 AM
1,2,4-Trichlorobenzene	ND	2.00		µg/L	1	6/11/2019 5:36:32 AM
sec-Butylbenzene	ND	1.00		µg/L	1	6/11/2019 5:36:32 AM
4-Isopropyltoluene	16.1	1.00		µg/L	1	6/11/2019 5:36:32 AM
1,3-Dichlorobenzene	ND	1.00		µg/L	1	6/11/2019 5:36:32 AM
1,4-Dichlorobenzene	ND	1.00		µg/L	1	6/11/2019 5:36:32 AM
n-Butylbenzene	ND	1.00		µg/L	1	6/11/2019 5:36:32 AM
1,2-Dichlorobenzene	ND	1.00		µg/L	1	6/11/2019 5:36:32 AM
1,2-Dibromo-3-chloropropane	ND	1.00		µg/L	1	6/11/2019 5:36:32 AM
1,2,4-Trimethylbenzene	1,340	50.0	D	µg/L	50	6/11/2019 1:23:11 PM
Hexachloro-1,3-butadiene	ND	4.00		µg/L	1	6/11/2019 5:36:32 AM
Naphthalene	753	50.0	D	µg/L	50	6/11/2019 1:23:11 PM
1,2,3-Trichlorobenzene	ND	4.00		µg/L	1	6/11/2019 5:36:32 AM
Surr: Dibromofluoromethane	95.8	45.4 - 152		%Rec	1	6/11/2019 5:36:32 AM
Surr: Toluene-d8	100	40.1 - 139		%Rec	1	6/11/2019 5:36:32 AM
Surr: 1-Bromo-4-fluorobenzene	105	64.2 - 128		%Rec	1	6/11/2019 5:36:32 AM



Client: Environmental Partners, Inc.

Collection Date: 6/5/2019

Project: Whitney's

Lab ID: 1906073-008

Matrix: Water

Client Sample ID: DUP-1

Analyses	Result	RL	Qual	Units	DF	Date Analyzed
----------	--------	----	------	-------	----	---------------

Gasoline by NWTPH-Gx

Batch ID: 24857

Analyst: KT

Gasoline	32,600	1,000	D	µg/L	20	6/11/2019 11:49:34 AM
Surr: Toluene-d8	99.6	65 - 135	D	%Rec	20	6/11/2019 11:49:34 AM
Surr: 4-Bromofluorobenzene	106	65 - 135	D	%Rec	20	6/11/2019 11:49:34 AM

Volatile Organic Compounds by EPA Method 8260D

Batch ID: 24857

Analyst: KT

Dichlorodifluoromethane (CFC-12)	ND	1.00		µg/L	1	6/11/2019 6:07:20 AM
Chloromethane	ND	2.00		µg/L	1	6/11/2019 6:07:20 AM
Vinyl chloride	ND	0.200		µg/L	1	6/11/2019 6:07:20 AM
Bromomethane	ND	1.00		µg/L	1	6/11/2019 6:07:20 AM
Trichlorofluoromethane (CFC-11)	ND	1.00		µg/L	1	6/11/2019 6:07:20 AM
Chloroethane	ND	1.00		µg/L	1	6/11/2019 6:07:20 AM
1,1-Dichloroethene	ND	1.00		µg/L	1	6/11/2019 6:07:20 AM
Methylene chloride	ND	1.00		µg/L	1	6/11/2019 6:07:20 AM
trans-1,2-Dichloroethene	ND	1.00		µg/L	1	6/11/2019 6:07:20 AM
Methyl tert-butyl ether (MTBE)	ND	1.00		µg/L	1	6/11/2019 6:07:20 AM
1,1-Dichloroethane	ND	1.00		µg/L	1	6/11/2019 6:07:20 AM
2,2-Dichloropropane	ND	2.00		µg/L	1	6/11/2019 6:07:20 AM
cis-1,2-Dichloroethene	ND	1.00		µg/L	1	6/11/2019 6:07:20 AM
Chloroform	ND	1.00		µg/L	1	6/11/2019 6:07:20 AM
1,1,1-Trichloroethane (TCA)	ND	1.00		µg/L	1	6/11/2019 6:07:20 AM
1,1-Dichloropropene	ND	1.00		µg/L	1	6/11/2019 6:07:20 AM
Carbon tetrachloride	ND	1.00		µg/L	1	6/11/2019 6:07:20 AM
1,2-Dichloroethane (EDC)	ND	1.00		µg/L	1	6/11/2019 6:07:20 AM
Benzene	6.45	1.00		µg/L	1	6/11/2019 6:07:20 AM
Trichloroethene (TCE)	ND	0.500		µg/L	1	6/11/2019 6:07:20 AM
1,2-Dichloropropane	ND	1.00		µg/L	1	6/11/2019 6:07:20 AM
Bromodichloromethane	ND	1.00		µg/L	1	6/11/2019 6:07:20 AM
Dibromomethane	ND	1.00		µg/L	1	6/11/2019 6:07:20 AM
cis-1,3-Dichloropropene	ND	1.00		µg/L	1	6/11/2019 6:07:20 AM
Toluene	674	20.0	D	µg/L	20	6/11/2019 11:49:34 AM
trans-1,3-Dichloropropylene	ND	1.00		µg/L	1	6/11/2019 6:07:20 AM
1,1,2-Trichloroethane	ND	1.00		µg/L	1	6/11/2019 6:07:20 AM
1,3-Dichloropropane	ND	1.00		µg/L	1	6/11/2019 6:07:20 AM
Tetrachloroethene (PCE)	38.6	1.00		µg/L	1	6/11/2019 6:07:20 AM
Dibromochloromethane	ND	1.00		µg/L	1	6/11/2019 6:07:20 AM
1,2-Dibromoethane (EDB)	ND	0.250		µg/L	1	6/11/2019 6:07:20 AM
Chlorobenzene	ND	1.00		µg/L	1	6/11/2019 6:07:20 AM
1,1,1,2-Tetrachloroethane	ND	1.00		µg/L	1	6/11/2019 6:07:20 AM



Client: Environmental Partners, Inc.

Collection Date: 6/5/2019

Project: Whitney's

Lab ID: 1906073-008

Matrix: Water

Client Sample ID: DUP-1

Analyses	Result	RL	Qual	Units	DF	Date Analyzed
----------	--------	----	------	-------	----	---------------

Volatile Organic Compounds by EPA Method 8260D

Batch ID: 24857

Analyst: KT

Ethylbenzene	678	20.0	D	µg/L	20	6/11/2019 11:49:34 AM
m,p-Xylene	5,230	100	D	µg/L	100	6/11/2019 2:26:13 PM
o-Xylene	2,160	100	D	µg/L	100	6/11/2019 2:26:13 PM
Styrene	ND	1.00		µg/L	1	6/11/2019 6:07:20 AM
Isopropylbenzene	4.40	1.00		µg/L	1	6/11/2019 6:07:20 AM
Bromoform	ND	2.00		µg/L	1	6/11/2019 6:07:20 AM
1,1,2,2-Tetrachloroethane	ND	1.00		µg/L	1	6/11/2019 6:07:20 AM
n-Propylbenzene	ND	1.00		µg/L	1	6/11/2019 6:07:20 AM
Bromobenzene	ND	1.00		µg/L	1	6/11/2019 6:07:20 AM
1,3,5-Trimethylbenzene	375	20.0	D	µg/L	20	6/11/2019 11:49:34 AM
2-Chlorotoluene	ND	1.00		µg/L	1	6/11/2019 6:07:20 AM
4-Chlorotoluene	ND	1.00		µg/L	1	6/11/2019 6:07:20 AM
tert-Butylbenzene	ND	1.00		µg/L	1	6/11/2019 6:07:20 AM
1,2,3-Trichloropropane	ND	1.00		µg/L	1	6/11/2019 6:07:20 AM
1,2,4-Trichlorobenzene	ND	2.00		µg/L	1	6/11/2019 6:07:20 AM
sec-Butylbenzene	ND	1.00		µg/L	1	6/11/2019 6:07:20 AM
4-Isopropyltoluene	16.1	1.00		µg/L	1	6/11/2019 6:07:20 AM
1,3-Dichlorobenzene	ND	1.00		µg/L	1	6/11/2019 6:07:20 AM
1,4-Dichlorobenzene	ND	1.00		µg/L	1	6/11/2019 6:07:20 AM
n-Butylbenzene	ND	1.00		µg/L	1	6/11/2019 6:07:20 AM
1,2-Dichlorobenzene	ND	1.00		µg/L	1	6/11/2019 6:07:20 AM
1,2-Dibromo-3-chloropropane	ND	1.00		µg/L	1	6/11/2019 6:07:20 AM
1,2,4-Trimethylbenzene	1,580	100	D	µg/L	100	6/11/2019 2:26:13 PM
Hexachloro-1,3-butadiene	ND	4.00		µg/L	1	6/11/2019 6:07:20 AM
Naphthalene	771	20.0	D	µg/L	20	6/11/2019 11:49:34 AM
1,2,3-Trichlorobenzene	ND	4.00		µg/L	1	6/11/2019 6:07:20 AM
Surr: Dibromofluoromethane	96.9	45.4 - 152		%Rec	1	6/11/2019 6:07:20 AM
Surr: Toluene-d8	109	40.1 - 139		%Rec	1	6/11/2019 6:07:20 AM
Surr: 1-Bromo-4-fluorobenzene	106	64.2 - 128		%Rec	1	6/11/2019 6:07:20 AM



Client: Environmental Partners, Inc.

Collection Date: 6/5/2019 2:00:00 PM

Project: Whitney's

Lab ID: 1906073-009

Matrix: Water

Client Sample ID: KBMW-4

Analyses	Result	RL	Qual	Units	DF	Date Analyzed
----------	--------	----	------	-------	----	---------------

Gasoline by NWTPH-Gx

Batch ID: 24857

Analyst: KT

Gasoline	ND	50.0		µg/L	1	6/10/2019 9:53:52 PM
Surr: Toluene-d8	103	65 - 135		%Rec	1	6/10/2019 9:53:52 PM
Surr: 4-Bromofluorobenzene	92.8	65 - 135		%Rec	1	6/10/2019 9:53:52 PM

Volatile Organic Compounds by EPA Method 8260D

Batch ID: 24857

Analyst: KT

Dichlorodifluoromethane (CFC-12)	ND	1.00		µg/L	1	6/10/2019 9:53:52 PM
Chloromethane	ND	2.00		µg/L	1	6/10/2019 9:53:52 PM
Vinyl chloride	ND	0.200		µg/L	1	6/10/2019 9:53:52 PM
Bromomethane	ND	1.00		µg/L	1	6/10/2019 9:53:52 PM
Trichlorofluoromethane (CFC-11)	ND	1.00		µg/L	1	6/10/2019 9:53:52 PM
Chloroethane	ND	1.00		µg/L	1	6/10/2019 9:53:52 PM
1,1-Dichloroethene	ND	1.00		µg/L	1	6/10/2019 9:53:52 PM
Methylene chloride	ND	1.00		µg/L	1	6/10/2019 9:53:52 PM
trans-1,2-Dichloroethene	ND	1.00		µg/L	1	6/10/2019 9:53:52 PM
Methyl tert-butyl ether (MTBE)	ND	1.00		µg/L	1	6/10/2019 9:53:52 PM
1,1-Dichloroethane	ND	1.00		µg/L	1	6/10/2019 9:53:52 PM
2,2-Dichloropropane	ND	2.00		µg/L	1	6/10/2019 9:53:52 PM
cis-1,2-Dichloroethene	ND	1.00		µg/L	1	6/10/2019 9:53:52 PM
Chloroform	ND	1.00		µg/L	1	6/10/2019 9:53:52 PM
1,1,1-Trichloroethane (TCA)	ND	1.00		µg/L	1	6/10/2019 9:53:52 PM
1,1-Dichloropropene	ND	1.00		µg/L	1	6/10/2019 9:53:52 PM
Carbon tetrachloride	ND	1.00		µg/L	1	6/10/2019 9:53:52 PM
1,2-Dichloroethane (EDC)	ND	1.00		µg/L	1	6/10/2019 9:53:52 PM
Benzene	ND	1.00		µg/L	1	6/10/2019 9:53:52 PM
Trichloroethene (TCE)	ND	0.500		µg/L	1	6/10/2019 9:53:52 PM
1,2-Dichloropropane	ND	1.00		µg/L	1	6/10/2019 9:53:52 PM
Bromodichloromethane	ND	1.00		µg/L	1	6/10/2019 9:53:52 PM
Dibromomethane	ND	1.00		µg/L	1	6/10/2019 9:53:52 PM
cis-1,3-Dichloropropene	ND	1.00		µg/L	1	6/10/2019 9:53:52 PM
Toluene	ND	1.00		µg/L	1	6/10/2019 9:53:52 PM
trans-1,3-Dichloropropylene	ND	1.00		µg/L	1	6/10/2019 9:53:52 PM
1,1,2-Trichloroethane	ND	1.00		µg/L	1	6/10/2019 9:53:52 PM
1,3-Dichloropropane	ND	1.00		µg/L	1	6/10/2019 9:53:52 PM
Tetrachloroethene (PCE)	ND	1.00		µg/L	1	6/10/2019 9:53:52 PM
Dibromochloromethane	ND	1.00		µg/L	1	6/10/2019 9:53:52 PM
1,2-Dibromoethane (EDB)	ND	0.250		µg/L	1	6/10/2019 9:53:52 PM
Chlorobenzene	ND	1.00		µg/L	1	6/10/2019 9:53:52 PM
1,1,1,2-Tetrachloroethane	ND	1.00		µg/L	1	6/10/2019 9:53:52 PM



Client: Environmental Partners, Inc.

Collection Date: 6/5/2019 2:00:00 PM

Project: Whitney's

Lab ID: 1906073-009

Matrix: Water

Client Sample ID: KBMW-4

Analyses	Result	RL	Qual	Units	DF	Date Analyzed
----------	--------	----	------	-------	----	---------------

Volatile Organic Compounds by EPA Method 8260D

Batch ID: 24857

Analyst: KT

Ethylbenzene	ND	1.00		µg/L	1	6/10/2019 9:53:52 PM
m,p-Xylene	ND	1.00		µg/L	1	6/10/2019 9:53:52 PM
o-Xylene	ND	1.00		µg/L	1	6/10/2019 9:53:52 PM
Styrene	ND	1.00		µg/L	1	6/10/2019 9:53:52 PM
Isopropylbenzene	ND	1.00		µg/L	1	6/10/2019 9:53:52 PM
Bromoform	ND	2.00		µg/L	1	6/10/2019 9:53:52 PM
1,1,2,2-Tetrachloroethane	ND	1.00		µg/L	1	6/10/2019 9:53:52 PM
n-Propylbenzene	ND	1.00		µg/L	1	6/10/2019 9:53:52 PM
Bromobenzene	ND	1.00		µg/L	1	6/10/2019 9:53:52 PM
1,3,5-Trimethylbenzene	ND	1.00		µg/L	1	6/10/2019 9:53:52 PM
2-Chlorotoluene	ND	1.00		µg/L	1	6/10/2019 9:53:52 PM
4-Chlorotoluene	ND	1.00		µg/L	1	6/10/2019 9:53:52 PM
tert-Butylbenzene	ND	1.00		µg/L	1	6/10/2019 9:53:52 PM
1,2,3-Trichloropropane	ND	1.00		µg/L	1	6/10/2019 9:53:52 PM
1,2,4-Trichlorobenzene	ND	2.00		µg/L	1	6/10/2019 9:53:52 PM
sec-Butylbenzene	ND	1.00		µg/L	1	6/10/2019 9:53:52 PM
4-Isopropyltoluene	ND	1.00		µg/L	1	6/10/2019 9:53:52 PM
1,3-Dichlorobenzene	ND	1.00		µg/L	1	6/10/2019 9:53:52 PM
1,4-Dichlorobenzene	ND	1.00		µg/L	1	6/10/2019 9:53:52 PM
n-Butylbenzene	ND	1.00		µg/L	1	6/10/2019 9:53:52 PM
1,2-Dichlorobenzene	ND	1.00		µg/L	1	6/10/2019 9:53:52 PM
1,2-Dibromo-3-chloropropane	ND	1.00		µg/L	1	6/10/2019 9:53:52 PM
1,2,4-Trimethylbenzene	ND	1.00		µg/L	1	6/10/2019 9:53:52 PM
Hexachloro-1,3-butadiene	ND	4.00		µg/L	1	6/10/2019 9:53:52 PM
Naphthalene	ND	1.00		µg/L	1	6/10/2019 9:53:52 PM
1,2,3-Trichlorobenzene	ND	4.00		µg/L	1	6/10/2019 9:53:52 PM
Surr: Dibromofluoromethane	96.6	45.4 - 152		%Rec	1	6/10/2019 9:53:52 PM
Surr: Toluene-d8	94.3	40.1 - 139		%Rec	1	6/10/2019 9:53:52 PM
Surr: 1-Bromo-4-fluorobenzene	90.5	64.2 - 128		%Rec	1	6/10/2019 9:53:52 PM



Client: Environmental Partners, Inc.

Collection Date: 6/5/2019 2:40:00 PM

Project: Whitney's

Lab ID: 1906073-010

Matrix: Water

Client Sample ID: KBMW-2

Analyses	Result	RL	Qual	Units	DF	Date Analyzed
----------	--------	----	------	-------	----	---------------

Gasoline by NWTPH-Gx

Batch ID: 24857

Analyst: KT

Gasoline	ND	50.0		µg/L	1	6/10/2019 10:24:57 PM
Surr: Toluene-d8	104	65 - 135		%Rec	1	6/10/2019 10:24:57 PM
Surr: 4-Bromofluorobenzene	93.7	65 - 135		%Rec	1	6/10/2019 10:24:57 PM

Volatile Organic Compounds by EPA Method 8260D

Batch ID: 24857

Analyst: KT

Dichlorodifluoromethane (CFC-12)	ND	1.00		µg/L	1	6/10/2019 10:24:57 PM
Chloromethane	ND	2.00		µg/L	1	6/10/2019 10:24:57 PM
Vinyl chloride	ND	0.200		µg/L	1	6/10/2019 10:24:57 PM
Bromomethane	ND	1.00		µg/L	1	6/10/2019 10:24:57 PM
Trichlorofluoromethane (CFC-11)	ND	1.00		µg/L	1	6/10/2019 10:24:57 PM
Chloroethane	ND	1.00		µg/L	1	6/10/2019 10:24:57 PM
1,1-Dichloroethene	ND	1.00		µg/L	1	6/10/2019 10:24:57 PM
Methylene chloride	ND	1.00		µg/L	1	6/10/2019 10:24:57 PM
trans-1,2-Dichloroethene	ND	1.00		µg/L	1	6/10/2019 10:24:57 PM
Methyl tert-butyl ether (MTBE)	ND	1.00		µg/L	1	6/10/2019 10:24:57 PM
1,1-Dichloroethane	ND	1.00		µg/L	1	6/10/2019 10:24:57 PM
2,2-Dichloropropane	ND	2.00		µg/L	1	6/10/2019 10:24:57 PM
cis-1,2-Dichloroethene	ND	1.00		µg/L	1	6/10/2019 10:24:57 PM
Chloroform	ND	1.00		µg/L	1	6/10/2019 10:24:57 PM
1,1,1-Trichloroethane (TCA)	ND	1.00		µg/L	1	6/10/2019 10:24:57 PM
1,1-Dichloropropene	ND	1.00		µg/L	1	6/10/2019 10:24:57 PM
Carbon tetrachloride	ND	1.00		µg/L	1	6/10/2019 10:24:57 PM
1,2-Dichloroethane (EDC)	ND	1.00		µg/L	1	6/10/2019 10:24:57 PM
Benzene	ND	1.00		µg/L	1	6/10/2019 10:24:57 PM
Trichloroethene (TCE)	ND	0.500		µg/L	1	6/10/2019 10:24:57 PM
1,2-Dichloropropane	ND	1.00		µg/L	1	6/10/2019 10:24:57 PM
Bromodichloromethane	ND	1.00		µg/L	1	6/10/2019 10:24:57 PM
Dibromomethane	ND	1.00		µg/L	1	6/10/2019 10:24:57 PM
cis-1,3-Dichloropropene	ND	1.00		µg/L	1	6/10/2019 10:24:57 PM
Toluene	ND	1.00		µg/L	1	6/10/2019 10:24:57 PM
trans-1,3-Dichloropropylene	ND	1.00		µg/L	1	6/10/2019 10:24:57 PM
1,1,2-Trichloroethane	ND	1.00		µg/L	1	6/10/2019 10:24:57 PM
1,3-Dichloropropane	ND	1.00		µg/L	1	6/10/2019 10:24:57 PM
Tetrachloroethene (PCE)	ND	1.00		µg/L	1	6/10/2019 10:24:57 PM
Dibromochloromethane	ND	1.00		µg/L	1	6/10/2019 10:24:57 PM
1,2-Dibromoethane (EDB)	ND	0.250		µg/L	1	6/10/2019 10:24:57 PM
Chlorobenzene	ND	1.00		µg/L	1	6/10/2019 10:24:57 PM
1,1,1,2-Tetrachloroethane	ND	1.00		µg/L	1	6/10/2019 10:24:57 PM



Client: Environmental Partners, Inc.

Collection Date: 6/5/2019 2:40:00 PM

Project: Whitney's

Lab ID: 1906073-010

Matrix: Water

Client Sample ID: KBMW-2

Analyses	Result	RL	Qual	Units	DF	Date Analyzed
----------	--------	----	------	-------	----	---------------

Volatile Organic Compounds by EPA Method 8260D

Batch ID: 24857

Analyst: KT

Ethylbenzene	ND	1.00		µg/L	1	6/10/2019 10:24:57 PM
m,p-Xylene	ND	1.00		µg/L	1	6/10/2019 10:24:57 PM
o-Xylene	ND	1.00		µg/L	1	6/10/2019 10:24:57 PM
Styrene	ND	1.00		µg/L	1	6/10/2019 10:24:57 PM
Isopropylbenzene	ND	1.00		µg/L	1	6/10/2019 10:24:57 PM
Bromoform	ND	2.00		µg/L	1	6/10/2019 10:24:57 PM
1,1,2,2-Tetrachloroethane	ND	1.00		µg/L	1	6/10/2019 10:24:57 PM
n-Propylbenzene	ND	1.00		µg/L	1	6/10/2019 10:24:57 PM
Bromobenzene	ND	1.00		µg/L	1	6/10/2019 10:24:57 PM
1,3,5-Trimethylbenzene	ND	1.00		µg/L	1	6/10/2019 10:24:57 PM
2-Chlorotoluene	ND	1.00		µg/L	1	6/10/2019 10:24:57 PM
4-Chlorotoluene	ND	1.00		µg/L	1	6/10/2019 10:24:57 PM
tert-Butylbenzene	ND	1.00		µg/L	1	6/10/2019 10:24:57 PM
1,2,3-Trichloropropane	ND	1.00		µg/L	1	6/10/2019 10:24:57 PM
1,2,4-Trichlorobenzene	ND	2.00		µg/L	1	6/10/2019 10:24:57 PM
sec-Butylbenzene	ND	1.00		µg/L	1	6/10/2019 10:24:57 PM
4-Isopropyltoluene	ND	1.00		µg/L	1	6/10/2019 10:24:57 PM
1,3-Dichlorobenzene	ND	1.00		µg/L	1	6/10/2019 10:24:57 PM
1,4-Dichlorobenzene	ND	1.00		µg/L	1	6/10/2019 10:24:57 PM
n-Butylbenzene	ND	1.00		µg/L	1	6/10/2019 10:24:57 PM
1,2-Dichlorobenzene	ND	1.00		µg/L	1	6/10/2019 10:24:57 PM
1,2-Dibromo-3-chloropropane	ND	1.00		µg/L	1	6/10/2019 10:24:57 PM
1,2,4-Trimethylbenzene	ND	1.00		µg/L	1	6/10/2019 10:24:57 PM
Hexachloro-1,3-butadiene	ND	4.00		µg/L	1	6/10/2019 10:24:57 PM
Naphthalene	ND	1.00		µg/L	1	6/10/2019 10:24:57 PM
1,2,3-Trichlorobenzene	ND	4.00		µg/L	1	6/10/2019 10:24:57 PM
Surr: Dibromofluoromethane	95.3	45.4 - 152		%Rec	1	6/10/2019 10:24:57 PM
Surr: Toluene-d8	95.7	40.1 - 139		%Rec	1	6/10/2019 10:24:57 PM
Surr: 1-Bromo-4-fluorobenzene	91.3	64.2 - 128		%Rec	1	6/10/2019 10:24:57 PM



Client: Environmental Partners, Inc.

Collection Date: 6/6/2019 8:32:00 AM

Project: Whitney's

Lab ID: 1906073-011

Matrix: Water

Client Sample ID: KBMW-9

Analyses	Result	RL	Qual	Units	DF	Date Analyzed
----------	--------	----	------	-------	----	---------------

Gasoline by NWTPH-Gx

Batch ID: 24857

Analyst: KT

Gasoline	13,600	2,500	D	µg/L	50	6/11/2019 1:54:36 PM
Surr: Toluene-d8	108	65 - 135	D	%Rec	50	6/11/2019 1:54:36 PM
Surr: 4-Bromofluorobenzene	104	65 - 135	D	%Rec	50	6/11/2019 1:54:36 PM

Volatile Organic Compounds by EPA Method 8260D

Batch ID: 24857

Analyst: KT

Dichlorodifluoromethane (CFC-12)	ND	1.00		µg/L	1	6/11/2019 3:02:42 AM
Chloromethane	ND	2.00		µg/L	1	6/11/2019 3:02:42 AM
Vinyl chloride	ND	0.200		µg/L	1	6/11/2019 3:02:42 AM
Bromomethane	ND	1.00		µg/L	1	6/11/2019 3:02:42 AM
Trichlorofluoromethane (CFC-11)	ND	1.00		µg/L	1	6/11/2019 3:02:42 AM
Chloroethane	ND	1.00		µg/L	1	6/11/2019 3:02:42 AM
1,1-Dichloroethene	ND	1.00		µg/L	1	6/11/2019 3:02:42 AM
Methylene chloride	ND	1.00		µg/L	1	6/11/2019 3:02:42 AM
trans-1,2-Dichloroethene	ND	1.00		µg/L	1	6/11/2019 3:02:42 AM
Methyl tert-butyl ether (MTBE)	ND	1.00		µg/L	1	6/11/2019 3:02:42 AM
1,1-Dichloroethane	ND	1.00		µg/L	1	6/11/2019 3:02:42 AM
2,2-Dichloropropane	ND	2.00		µg/L	1	6/11/2019 3:02:42 AM
cis-1,2-Dichloroethene	ND	1.00		µg/L	1	6/11/2019 3:02:42 AM
Chloroform	ND	1.00		µg/L	1	6/11/2019 3:02:42 AM
1,1,1-Trichloroethane (TCA)	ND	1.00		µg/L	1	6/11/2019 3:02:42 AM
1,1-Dichloropropene	ND	1.00		µg/L	1	6/11/2019 3:02:42 AM
Carbon tetrachloride	ND	1.00		µg/L	1	6/11/2019 3:02:42 AM
1,2-Dichloroethane (EDC)	ND	1.00		µg/L	1	6/11/2019 3:02:42 AM
Benzene	1.80	1.00		µg/L	1	6/11/2019 3:02:42 AM
Trichloroethene (TCE)	ND	0.500		µg/L	1	6/11/2019 3:02:42 AM
1,2-Dichloropropane	ND	1.00		µg/L	1	6/11/2019 3:02:42 AM
Bromodichloromethane	ND	1.00		µg/L	1	6/11/2019 3:02:42 AM
Dibromomethane	ND	1.00		µg/L	1	6/11/2019 3:02:42 AM
cis-1,3-Dichloropropene	ND	1.00		µg/L	1	6/11/2019 3:02:42 AM
Toluene	17.6	1.00		µg/L	1	6/11/2019 3:02:42 AM
trans-1,3-Dichloropropylene	ND	1.00		µg/L	1	6/11/2019 3:02:42 AM
1,1,2-Trichloroethane	ND	1.00		µg/L	1	6/11/2019 3:02:42 AM
1,3-Dichloropropane	ND	1.00		µg/L	1	6/11/2019 3:02:42 AM
Tetrachloroethene (PCE)	ND	1.00		µg/L	1	6/11/2019 3:02:42 AM
Dibromochloromethane	ND	1.00		µg/L	1	6/11/2019 3:02:42 AM
1,2-Dibromoethane (EDB)	ND	0.250		µg/L	1	6/11/2019 3:02:42 AM
Chlorobenzene	ND	1.00		µg/L	1	6/11/2019 3:02:42 AM
1,1,1,2-Tetrachloroethane	ND	1.00		µg/L	1	6/11/2019 3:02:42 AM



Client: Environmental Partners, Inc.

Collection Date: 6/6/2019 8:32:00 AM

Project: Whitney's

Lab ID: 1906073-011

Matrix: Water

Client Sample ID: KBMW-9

Analyses	Result	RL	Qual	Units	DF	Date Analyzed
----------	--------	----	------	-------	----	---------------

Volatile Organic Compounds by EPA Method 8260D

Batch ID: 24857

Analyst: KT

Ethylbenzene	1.93	1.00		µg/L	1	6/11/2019 3:02:42 AM
m,p-Xylene	1,290	50.0	D	µg/L	50	6/11/2019 1:54:36 PM
o-Xylene	1,330	50.0	D	µg/L	50	6/11/2019 1:54:36 PM
Styrene	ND	1.00		µg/L	1	6/11/2019 3:02:42 AM
Isopropylbenzene	ND	1.00		µg/L	1	6/11/2019 3:02:42 AM
Bromoform	ND	2.00		µg/L	1	6/11/2019 3:02:42 AM
1,1,2,2-Tetrachloroethane	ND	1.00		µg/L	1	6/11/2019 3:02:42 AM
n-Propylbenzene	ND	1.00		µg/L	1	6/11/2019 3:02:42 AM
Bromobenzene	ND	1.00		µg/L	1	6/11/2019 3:02:42 AM
1,3,5-Trimethylbenzene	187	50.0	D	µg/L	50	6/11/2019 1:54:36 PM
2-Chlorotoluene	ND	1.00		µg/L	1	6/11/2019 3:02:42 AM
4-Chlorotoluene	ND	1.00		µg/L	1	6/11/2019 3:02:42 AM
tert-Butylbenzene	ND	1.00		µg/L	1	6/11/2019 3:02:42 AM
1,2,3-Trichloropropane	ND	1.00		µg/L	1	6/11/2019 3:02:42 AM
1,2,4-Trichlorobenzene	ND	2.00		µg/L	1	6/11/2019 3:02:42 AM
sec-Butylbenzene	ND	1.00		µg/L	1	6/11/2019 3:02:42 AM
4-Isopropyltoluene	5.00	1.00		µg/L	1	6/11/2019 3:02:42 AM
1,3-Dichlorobenzene	ND	1.00		µg/L	1	6/11/2019 3:02:42 AM
1,4-Dichlorobenzene	ND	1.00		µg/L	1	6/11/2019 3:02:42 AM
n-Butylbenzene	ND	1.00		µg/L	1	6/11/2019 3:02:42 AM
1,2-Dichlorobenzene	ND	1.00		µg/L	1	6/11/2019 3:02:42 AM
1,2-Dibromo-3-chloropropane	ND	1.00		µg/L	1	6/11/2019 3:02:42 AM
1,2,4-Trimethylbenzene	674	50.0	D	µg/L	50	6/11/2019 1:54:36 PM
Hexachloro-1,3-butadiene	ND	4.00		µg/L	1	6/11/2019 3:02:42 AM
Naphthalene	383	50.0	D	µg/L	50	6/11/2019 1:54:36 PM
1,2,3-Trichlorobenzene	ND	4.00		µg/L	1	6/11/2019 3:02:42 AM
Surr: Dibromofluoromethane	95.2	45.4 - 152		%Rec	1	6/11/2019 3:02:42 AM
Surr: Toluene-d8	87.6	40.1 - 139		%Rec	1	6/11/2019 3:02:42 AM
Surr: 1-Bromo-4-fluorobenzene	107	64.2 - 128		%Rec	1	6/11/2019 3:02:42 AM



Client: Environmental Partners, Inc.

Collection Date: 6/6/2019 9:07:00 AM

Project: Whitney's

Lab ID: 1906073-012

Matrix: Water

Client Sample ID: TSSMW-9

Analyses	Result	RL	Qual	Units	DF	Date Analyzed
----------	--------	----	------	-------	----	---------------

Gasoline by NWTPH-Gx

Batch ID: 24857

Analyst: KT

Gasoline	ND	50.0		µg/L	1	6/11/2019 3:33:35 AM
Surr: Toluene-d8	106	65 - 135		%Rec	1	6/11/2019 3:33:35 AM
Surr: 4-Bromofluorobenzene	100	65 - 135		%Rec	1	6/11/2019 3:33:35 AM

Volatile Organic Compounds by EPA Method 8260D

Batch ID: 24857

Analyst: KT

Dichlorodifluoromethane (CFC-12)	ND	1.00		µg/L	1	6/11/2019 11:18:38 AM
Chloromethane	ND	2.00		µg/L	1	6/11/2019 11:18:38 AM
Vinyl chloride	ND	0.200		µg/L	1	6/11/2019 11:18:38 AM
Bromomethane	ND	1.00		µg/L	1	6/11/2019 11:18:38 AM
Trichlorofluoromethane (CFC-11)	ND	1.00		µg/L	1	6/11/2019 11:18:38 AM
Chloroethane	ND	1.00		µg/L	1	6/11/2019 11:18:38 AM
1,1-Dichloroethene	ND	1.00		µg/L	1	6/11/2019 11:18:38 AM
Methylene chloride	ND	1.00		µg/L	1	6/11/2019 11:18:38 AM
trans-1,2-Dichloroethene	ND	1.00		µg/L	1	6/11/2019 11:18:38 AM
Methyl tert-butyl ether (MTBE)	ND	1.00		µg/L	1	6/11/2019 11:18:38 AM
1,1-Dichloroethane	ND	1.00		µg/L	1	6/11/2019 11:18:38 AM
2,2-Dichloropropane	ND	2.00		µg/L	1	6/11/2019 11:18:38 AM
cis-1,2-Dichloroethene	ND	1.00		µg/L	1	6/11/2019 11:18:38 AM
Chloroform	ND	1.00		µg/L	1	6/11/2019 11:18:38 AM
1,1,1-Trichloroethane (TCA)	ND	1.00		µg/L	1	6/11/2019 11:18:38 AM
1,1-Dichloropropene	ND	1.00		µg/L	1	6/11/2019 11:18:38 AM
Carbon tetrachloride	ND	1.00		µg/L	1	6/11/2019 11:18:38 AM
1,2-Dichloroethane (EDC)	ND	1.00		µg/L	1	6/11/2019 11:18:38 AM
Benzene	ND	1.00		µg/L	1	6/11/2019 11:18:38 AM
Trichloroethene (TCE)	ND	0.500		µg/L	1	6/11/2019 11:18:38 AM
1,2-Dichloropropane	ND	1.00		µg/L	1	6/11/2019 11:18:38 AM
Bromodichloromethane	ND	1.00		µg/L	1	6/11/2019 11:18:38 AM
Dibromomethane	ND	1.00		µg/L	1	6/11/2019 11:18:38 AM
cis-1,3-Dichloropropene	ND	1.00		µg/L	1	6/11/2019 11:18:38 AM
Toluene	ND	1.00		µg/L	1	6/11/2019 11:18:38 AM
trans-1,3-Dichloropropylene	ND	1.00		µg/L	1	6/11/2019 11:18:38 AM
1,1,2-Trichloroethane	ND	1.00		µg/L	1	6/11/2019 11:18:38 AM
1,3-Dichloropropane	ND	1.00		µg/L	1	6/11/2019 11:18:38 AM
Tetrachloroethene (PCE)	ND	1.00		µg/L	1	6/11/2019 11:18:38 AM
Dibromochloromethane	ND	1.00		µg/L	1	6/11/2019 11:18:38 AM
1,2-Dibromoethane (EDB)	ND	0.250		µg/L	1	6/11/2019 11:18:38 AM
Chlorobenzene	ND	1.00		µg/L	1	6/11/2019 11:18:38 AM
1,1,1,2-Tetrachloroethane	ND	1.00		µg/L	1	6/11/2019 11:18:38 AM



Client: Environmental Partners, Inc.

Collection Date: 6/6/2019 9:07:00 AM

Project: Whitney's

Lab ID: 1906073-012

Matrix: Water

Client Sample ID: TSSMW-9

Analyses	Result	RL	Qual	Units	DF	Date Analyzed
----------	--------	----	------	-------	----	---------------

Volatile Organic Compounds by EPA Method 8260D

Batch ID: 24857

Analyst: KT

Ethylbenzene	ND	1.00		µg/L	1	6/11/2019 11:18:38 AM
m,p-Xylene	ND	1.00		µg/L	1	6/11/2019 11:18:38 AM
o-Xylene	ND	1.00		µg/L	1	6/11/2019 11:18:38 AM
Styrene	ND	1.00		µg/L	1	6/11/2019 11:18:38 AM
Isopropylbenzene	ND	1.00		µg/L	1	6/11/2019 11:18:38 AM
Bromoform	ND	2.00		µg/L	1	6/11/2019 11:18:38 AM
1,1,2,2-Tetrachloroethane	ND	1.00		µg/L	1	6/11/2019 11:18:38 AM
n-Propylbenzene	ND	1.00		µg/L	1	6/11/2019 11:18:38 AM
Bromobenzene	ND	1.00		µg/L	1	6/11/2019 11:18:38 AM
1,3,5-Trimethylbenzene	ND	1.00		µg/L	1	6/11/2019 11:18:38 AM
2-Chlorotoluene	ND	1.00		µg/L	1	6/11/2019 11:18:38 AM
4-Chlorotoluene	ND	1.00		µg/L	1	6/11/2019 11:18:38 AM
tert-Butylbenzene	ND	1.00		µg/L	1	6/11/2019 11:18:38 AM
1,2,3-Trichloropropane	ND	1.00		µg/L	1	6/11/2019 11:18:38 AM
1,2,4-Trichlorobenzene	ND	2.00		µg/L	1	6/11/2019 11:18:38 AM
sec-Butylbenzene	ND	1.00		µg/L	1	6/11/2019 11:18:38 AM
4-Isopropyltoluene	ND	1.00		µg/L	1	6/11/2019 11:18:38 AM
1,3-Dichlorobenzene	ND	1.00		µg/L	1	6/11/2019 11:18:38 AM
1,4-Dichlorobenzene	ND	1.00		µg/L	1	6/11/2019 11:18:38 AM
n-Butylbenzene	ND	1.00		µg/L	1	6/11/2019 11:18:38 AM
1,2-Dichlorobenzene	ND	1.00		µg/L	1	6/11/2019 11:18:38 AM
1,2-Dibromo-3-chloropropane	ND	1.00		µg/L	1	6/11/2019 11:18:38 AM
1,2,4-Trimethylbenzene	ND	1.00		µg/L	1	6/11/2019 11:18:38 AM
Hexachloro-1,3-butadiene	ND	4.00		µg/L	1	6/11/2019 11:18:38 AM
Naphthalene	ND	1.00		µg/L	1	6/11/2019 11:18:38 AM
1,2,3-Trichlorobenzene	ND	4.00		µg/L	1	6/11/2019 11:18:38 AM
Surr: Dibromofluoromethane	96.2	45.4 - 152		%Rec	1	6/11/2019 11:18:38 AM
Surr: Toluene-d8	95.3	40.1 - 139		%Rec	1	6/11/2019 11:18:38 AM
Surr: 1-Bromo-4-fluorobenzene	94.5	64.2 - 128		%Rec	1	6/11/2019 11:18:38 AM

Work Order: 1906073
CLIENT: Environmental Partners, Inc.
Project: Whitney's

QC SUMMARY REPORT
Gasoline by NWTPH-Gx

Sample ID: LCS-24857	SampType: LCS	Units: µg/L	Prep Date: 6/10/2019	RunNo: 51991							
Client ID: LCSW	Batch ID: 24857		Analysis Date: 6/10/2019	SeqNo: 1026251							
Analyte	Result	RL	SPK value	SPK Ref Val	%REC	LowLimit	HighLimit	RPD Ref Val	%RPD	RPDLimit	Qual

Gasoline	421	50.0	500.0	0	84.2	65	135				
Surr: Toluene-d8	23.4		25.00		93.7	65	135				
Surr: 4-Bromofluorobenzene	26.1		25.00		104	65	135				

Sample ID: LCSD-24857	SampType: LCSD	Units: µg/L	Prep Date: 6/10/2019	RunNo: 51991							
Client ID: LCSW02	Batch ID: 24857		Analysis Date: 6/10/2019	SeqNo: 1026252							
Analyte	Result	RL	SPK value	SPK Ref Val	%REC	LowLimit	HighLimit	RPD Ref Val	%RPD	RPDLimit	Qual

Gasoline	394	50.0	500.0	0	78.9	65	135	421.2	6.59	20	
Surr: Toluene-d8	21.6		25.00		86.4	65	135		0		
Surr: 4-Bromofluorobenzene	25.7		25.00		103	65	135		0		

Sample ID: MB-24857	SampType: MBLK	Units: µg/L	Prep Date: 6/10/2019	RunNo: 51991							
Client ID: MBLKW	Batch ID: 24857		Analysis Date: 6/10/2019	SeqNo: 1026253							
Analyte	Result	RL	SPK value	SPK Ref Val	%REC	LowLimit	HighLimit	RPD Ref Val	%RPD	RPDLimit	Qual

Gasoline	ND	50.0									
Surr: Toluene-d8	22.6		25.00		90.3	65	135				
Surr: 4-Bromofluorobenzene	23.9		25.00		95.4	65	135				

Sample ID: 1906073-005ADUP	SampType: DUP	Units: µg/L	Prep Date: 6/10/2019	RunNo: 51991							
Client ID: ESMW-1	Batch ID: 24857		Analysis Date: 6/10/2019	SeqNo: 1026236							
Analyte	Result	RL	SPK value	SPK Ref Val	%REC	LowLimit	HighLimit	RPD Ref Val	%RPD	RPDLimit	Qual

Gasoline	ND	50.0						0		30	
Surr: Toluene-d8	25.3		25.00		101	65	135		0		
Surr: 4-Bromofluorobenzene	22.9		25.00		91.7	65	135		0		



Work Order: 1906073
CLIENT: Environmental Partners, Inc.
Project: Whitney's

QC SUMMARY REPORT

Gasoline by NWTPH-Gx

Sample ID: 1906073-008ADUP	SampType: DUP	Units: µg/L	Prep Date: 6/10/2019	RunNo: 51991							
Client ID: DUP-1	Batch ID: 24857		Analysis Date: 6/11/2019	SeqNo: 1026242							
Analyte	Result	RL	SPK value	SPK Ref Val	%REC	LowLimit	HighLimit	RPD Ref Val	%RPD	RPDLimit	Qual

Gasoline	19,900	50.0						18,930	4.85	30	E
Surr: Toluene-d8	24.5		25.00		98.1	65	135		0		
Surr: 4-Bromofluorobenzene	25.3		25.00		101	65	135		0		

NOTES:

E - Estimated value. The amount exceeds the linear working range of the instrument.

Work Order: 1906073
 CLIENT: Environmental Partners, Inc.
 Project: Whitney's

QC SUMMARY REPORT
Volatile Organic Compounds by EPA Method 8260D

Sample ID: LCS-24857	SampType: LCS	Units: µg/L				Prep Date: 6/10/2019	RunNo: 51983				
Client ID: LCSW	Batch ID: 24857					Analysis Date: 6/10/2019	SeqNo: 1026108				
Analyte	Result	RL	SPK value	SPK Ref Val	%REC	LowLimit	HighLimit	RPD Ref Val	%RPD	RPDLimit	Qual
Dichlorodifluoromethane (CFC-12)	27.1	1.00	20.00	0	136	18.7	171				
Chloromethane	28.7	2.00	20.00	0	143	38.5	171				
Vinyl chloride	23.7	0.200	20.00	0	118	48	145				
Bromomethane	24.6	1.00	20.00	0	123	32.5	184				
Trichlorofluoromethane (CFC-11)	22.2	1.00	20.00	0	111	43.5	149				
Chloroethane	22.4	1.00	20.00	0	112	43.8	168				
1,1-Dichloroethene	21.3	1.00	20.00	0	107	57.5	150				
Methylene chloride	20.0	1.00	20.00	0	100	67.1	131				
trans-1,2-Dichloroethene	20.6	1.00	20.00	0	103	71.7	129				
Methyl tert-butyl ether (MTBE)	22.0	1.00	20.00	0	110	58	138				
1,1-Dichloroethane	20.3	1.00	20.00	0	101	67.9	134				
2,2-Dichloropropane	22.8	2.00	20.00	0	114	26.5	185				
cis-1,2-Dichloroethene	21.0	1.00	20.00	0	105	70.2	139				
Chloroform	19.9	1.00	20.00	0	99.4	66.3	131				
1,1,1-Trichloroethane (TCA)	20.5	1.00	20.00	0	102	63	140				
1,1-Dichloropropene	20.4	1.00	20.00	0	102	69.9	124				
Carbon tetrachloride	20.5	1.00	20.00	0	102	66.2	134				
1,2-Dichloroethane (EDC)	21.8	1.00	20.00	0	109	67	126				
Benzene	21.2	1.00	20.00	0	106	69.3	132				
Trichloroethene (TCE)	20.9	0.500	20.00	0	105	65.2	136				
1,2-Dichloropropane	18.4	1.00	20.00	0	92.2	70.5	130				
Bromodichloromethane	18.6	1.00	20.00	0	93.0	67.2	137				
Dibromomethane	19.2	1.00	20.00	0	96.2	69.3	143				
cis-1,3-Dichloropropene	19.5	1.00	20.00	0	97.4	62.6	137				
Toluene	19.1	1.00	20.00	0	95.3	61.3	145				
trans-1,3-Dichloropropylene	18.6	1.00	20.00	0	93.2	56.5	163				
1,1,2-Trichloroethane	19.5	1.00	20.00	0	97.7	71.7	131				
1,3-Dichloropropane	19.7	1.00	20.00	0	98.3	73.5	127				
Tetrachloroethene (PCE)	19.3	1.00	20.00	0	96.4	47.5	147				
Dibromochloromethane	19.8	1.00	20.00	0	99.0	67.2	134				
1,2-Dibromoethane (EDB)	20.0	0.250	20.00	0	99.9	73.6	125				

Work Order: 1906073
 CLIENT: Environmental Partners, Inc.
 Project: Whitney's

QC SUMMARY REPORT
Volatile Organic Compounds by EPA Method 8260D

Sample ID: LCS-24857	SampType: LCS	Units: µg/L				Prep Date: 6/10/2019	RunNo: 51983				
Client ID: LCSW	Batch ID: 24857					Analysis Date: 6/10/2019	SeqNo: 1026108				
Analyte	Result	RL	SPK value	SPK Ref Val	%REC	LowLimit	HighLimit	RPD Ref Val	%RPD	RPDLimit	Qual
Chlorobenzene	21.2	1.00	20.00	0	106	73.9	126				
1,1,1,2-Tetrachloroethane	21.4	1.00	20.00	0	107	76.8	124				
Ethylbenzene	20.7	1.00	20.00	0	104	72	130				
m,p-Xylene	43.5	1.00	40.00	0	109	70.3	134				
o-Xylene	21.4	1.00	20.00	0	107	62	125				
Styrene	22.0	1.00	20.00	0	110	64.3	140				
Isopropylbenzene	21.3	1.00	20.00	0	106	73.9	128				
Bromoform	22.9	2.00	20.00	0	115	55.3	141				
1,1,2,2-Tetrachloroethane	22.8	1.00	20.00	0	114	62.9	132				
n-Propylbenzene	22.2	1.00	20.00	0	111	74.5	127				
Bromobenzene	21.9	1.00	20.00	0	110	71	131				
1,3,5-Trimethylbenzene	21.6	1.00	20.00	0	108	73.1	128				
2-Chlorotoluene	21.3	1.00	20.00	0	106	70.8	130				
4-Chlorotoluene	21.3	1.00	20.00	0	106	70.1	131				
tert-Butylbenzene	22.4	1.00	20.00	0	112	68.2	131				
1,2,3-Trichloropropane	23.2	1.00	20.00	0	116	67.7	131				
1,2,4-Trichlorobenzene	21.7	2.00	20.00	0	108	41	139				
sec-Butylbenzene	22.9	1.00	20.00	0	114	72	129				
4-Isopropyltoluene	22.3	1.00	20.00	0	112	69.2	130				
1,3-Dichlorobenzene	21.2	1.00	20.00	0	106	69.5	128				
1,4-Dichlorobenzene	21.1	1.00	20.00	0	106	66.8	119				
n-Butylbenzene	20.9	1.00	20.00	0	105	73.8	127				
1,2-Dichlorobenzene	21.6	1.00	20.00	0	108	69.7	119				
1,2-Dibromo-3-chloropropane	22.2	1.00	20.00	0	111	63.1	136				
1,2,4-Trimethylbenzene	22.4	1.00	20.00	0	112	73.4	127				
Hexachloro-1,3-butadiene	21.6	4.00	20.00	0	108	58.6	138				
Naphthalene	22.2	1.00	20.00	0	111	41.8	165				
1,2,3-Trichlorobenzene	21.9	4.00	20.00	0	110	35.8	155				
Surr: Dibromofluoromethane	24.2		25.00		96.6	45.4	152				
Surr: Toluene-d8	22.2		25.00		88.9	40.1	139				
Surr: 1-Bromo-4-fluorobenzene	26.7		25.00		107	64.2	128				

Work Order: 1906073
 CLIENT: Environmental Partners, Inc.
 Project: Whitney's

QC SUMMARY REPORT
Volatile Organic Compounds by EPA Method 8260D

Sample ID: LCS-24857	SampType: LCS	Units: µg/L	Prep Date: 6/10/2019	RunNo: 51983							
Client ID: LCSW	Batch ID: 24857		Analysis Date: 6/10/2019	SeqNo: 1026108							
Analyte	Result	RL	SPK value	SPK Ref Val	%REC	LowLimit	HighLimit	RPD Ref Val	%RPD	RPDLimit	Qual

Sample ID: MB-24857	SampType: MBLK	Units: µg/L	Prep Date: 6/10/2019	RunNo: 51983							
Client ID: MBLKW	Batch ID: 24857		Analysis Date: 6/10/2019	SeqNo: 1026109							
Analyte	Result	RL	SPK value	SPK Ref Val	%REC	LowLimit	HighLimit	RPD Ref Val	%RPD	RPDLimit	Qual

Dichlorodifluoromethane (CFC-12)	ND	1.00									
Chloromethane	ND	2.00									
Vinyl chloride	ND	0.200									
Bromomethane	ND	1.00									
Trichlorofluoromethane (CFC-11)	ND	1.00									
Chloroethane	ND	1.00									
1,1-Dichloroethene	ND	1.00									
Methylene chloride	ND	1.00									
trans-1,2-Dichloroethene	ND	1.00									
Methyl tert-butyl ether (MTBE)	ND	1.00									
1,1-Dichloroethane	ND	1.00									
2,2-Dichloropropane	ND	2.00									
cis-1,2-Dichloroethene	ND	1.00									
Chloroform	ND	1.00									
1,1,1-Trichloroethane (TCA)	ND	1.00									
1,1-Dichloropropene	ND	1.00									
Carbon tetrachloride	ND	1.00									
1,2-Dichloroethane (EDC)	ND	1.00									
Benzene	ND	1.00									
Trichloroethene (TCE)	ND	0.500									
1,2-Dichloropropane	ND	1.00									
Bromodichloromethane	ND	1.00									
Dibromomethane	ND	1.00									
cis-1,3-Dichloropropene	ND	1.00									
Toluene	ND	1.00									

Work Order: 1906073
CLIENT: Environmental Partners, Inc.
Project: Whitney's

QC SUMMARY REPORT
Volatile Organic Compounds by EPA Method 8260D

Sample ID: MB-24857	SampType: MBLK	Units: µg/L	Prep Date: 6/10/2019	RunNo: 51983
Client ID: MBLKW	Batch ID: 24857		Analysis Date: 6/10/2019	SeqNo: 1026109

Analyte	Result	RL	SPK value	SPK Ref Val	%REC	LowLimit	HighLimit	RPD Ref Val	%RPD	RPDLimit	Qual
trans-1,3-Dichloropropylene	ND	1.00									
1,1,2-Trichloroethane	ND	1.00									
1,3-Dichloropropane	ND	1.00									
Tetrachloroethene (PCE)	ND	1.00									
Dibromochloromethane	ND	1.00									
1,2-Dibromoethane (EDB)	ND	0.250									
Chlorobenzene	ND	1.00									
1,1,1,2-Tetrachloroethane	ND	1.00									
Ethylbenzene	ND	1.00									
m,p-Xylene	ND	1.00									
o-Xylene	ND	1.00									
Styrene	ND	1.00									
Isopropylbenzene	ND	1.00									
Bromoform	ND	2.00									
1,1,1,2-Tetrachloroethane	ND	1.00									
n-Propylbenzene	ND	1.00									
Bromobenzene	ND	1.00									
1,3,5-Trimethylbenzene	ND	1.00									
2-Chlorotoluene	ND	1.00									
4-Chlorotoluene	ND	1.00									
tert-Butylbenzene	ND	1.00									
1,2,3-Trichloropropane	ND	1.00									
1,2,4-Trichlorobenzene	ND	2.00									
sec-Butylbenzene	ND	1.00									
4-Isopropyltoluene	ND	1.00									
1,3-Dichlorobenzene	ND	1.00									
1,4-Dichlorobenzene	ND	1.00									
n-Butylbenzene	ND	1.00									
1,2-Dichlorobenzene	ND	1.00									
1,2-Dibromo-3-chloropropane	ND	1.00									
1,2,4-Trimethylbenzene	ND	1.00									

Work Order: 1906073
CLIENT: Environmental Partners, Inc.
Project: Whitney's

QC SUMMARY REPORT
Volatile Organic Compounds by EPA Method 8260D

Sample ID: MB-24857	SampType: MBLK	Units: µg/L	Prep Date: 6/10/2019	RunNo: 51983							
Client ID: MBLKW	Batch ID: 24857		Analysis Date: 6/10/2019	SeqNo: 1026109							
Analyte	Result	RL	SPK value	SPK Ref Val	%REC	LowLimit	HighLimit	RPD Ref Val	%RPD	RPDLimit	Qual
Hexachloro-1,3-butadiene	ND	4.00									
Naphthalene	ND	1.00									
1,2,3-Trichlorobenzene	ND	4.00									
Surr: Dibromofluoromethane	25.2		25.00		101	45.4	152				
Surr: Toluene-d8	20.7		25.00		82.8	40.1	139				
Surr: 1-Bromo-4-fluorobenzene	23.3		25.00		93.0	64.2	128				

Sample ID: 1906073-005ADUP	SampType: DUP	Units: µg/L	Prep Date: 6/10/2019	RunNo: 51983							
Client ID: ESMW-1	Batch ID: 24857		Analysis Date: 6/10/2019	SeqNo: 1026091							
Analyte	Result	RL	SPK value	SPK Ref Val	%REC	LowLimit	HighLimit	RPD Ref Val	%RPD	RPDLimit	Qual
Dichlorodifluoromethane (CFC-12)	ND	1.00						0		30	
Chloromethane	ND	2.00						0		30	
Vinyl chloride	ND	0.200						0		30	
Bromomethane	ND	1.00						0		30	
Trichlorofluoromethane (CFC-11)	ND	1.00						0		30	
Chloroethane	ND	1.00						0		30	
1,1-Dichloroethene	ND	1.00						0		30	
Methylene chloride	ND	1.00						0		30	
trans-1,2-Dichloroethene	ND	1.00						0		30	
Methyl tert-butyl ether (MTBE)	ND	1.00						0		30	
1,1-Dichloroethane	ND	1.00						0		30	
2,2-Dichloropropane	ND	2.00						0		30	
cis-1,2-Dichloroethene	ND	1.00						0		30	
Chloroform	ND	1.00						0		30	
1,1,1-Trichloroethane (TCA)	ND	1.00						0		30	
1,1-Dichloropropene	ND	1.00						0		30	
Carbon tetrachloride	ND	1.00						0		30	
1,2-Dichloroethane (EDC)	ND	1.00						0		30	
Benzene	ND	1.00						0		30	

Work Order: 1906073
 CLIENT: Environmental Partners, Inc.
 Project: Whitney's

QC SUMMARY REPORT
Volatile Organic Compounds by EPA Method 8260D

Sample ID: 1906073-005ADUP	SampType: DUP	Units: µg/L			Prep Date: 6/10/2019	RunNo: 51983					
Client ID: ESMW-1	Batch ID: 24857				Analysis Date: 6/10/2019	SeqNo: 1026091					
Analyte	Result	RL	SPK value	SPK Ref Val	%REC	LowLimit	HighLimit	RPD Ref Val	%RPD	RPDLimit	Qual
Trichloroethene (TCE)	ND	0.500						0		30	
1,2-Dichloropropane	ND	1.00						0		30	
Bromodichloromethane	ND	1.00						0		30	
Dibromomethane	ND	1.00						0		30	
cis-1,3-Dichloropropene	ND	1.00						0		30	
Toluene	ND	1.00						0		30	
trans-1,3-Dichloropropylene	ND	1.00						0		30	
1,1,2-Trichloroethane	ND	1.00						0		30	
1,3-Dichloropropane	ND	1.00						0		30	
Tetrachloroethene (PCE)	ND	1.00						0		30	
Dibromochloromethane	ND	1.00						0		30	
1,2-Dibromoethane (EDB)	ND	0.250						0		30	
Chlorobenzene	ND	1.00						0		30	
1,1,1,2-Tetrachloroethane	ND	1.00						0		30	
Ethylbenzene	ND	1.00						0		30	
m,p-Xylene	ND	1.00						0		30	
o-Xylene	ND	1.00						0		30	
Styrene	ND	1.00						0		30	
Isopropylbenzene	ND	1.00						0		30	
Bromoform	ND	2.00						0		30	
1,1,2,2-Tetrachloroethane	ND	1.00						0		30	
n-Propylbenzene	ND	1.00						0		30	
Bromobenzene	ND	1.00						0		30	
1,3,5-Trimethylbenzene	ND	1.00						0		30	
2-Chlorotoluene	ND	1.00						0		30	
4-Chlorotoluene	ND	1.00						0		30	
tert-Butylbenzene	ND	1.00						0		30	
1,2,3-Trichloropropane	ND	1.00						0		30	
1,2,4-Trichlorobenzene	ND	2.00						0		30	
sec-Butylbenzene	ND	1.00						0		30	
4-Isopropyltoluene	ND	1.00						0		30	

Work Order: 1906073
 CLIENT: Environmental Partners, Inc.
 Project: Whitney's

QC SUMMARY REPORT
Volatile Organic Compounds by EPA Method 8260D

Sample ID: 1906073-005ADUP	SampType: DUP	Units: µg/L	Prep Date: 6/10/2019	RunNo: 51983							
Client ID: ESMW-1	Batch ID: 24857		Analysis Date: 6/10/2019	SeqNo: 1026091							
Analyte	Result	RL	SPK value	SPK Ref Val	%REC	LowLimit	HighLimit	RPD Ref Val	%RPD	RPDLimit	Qual
1,3-Dichlorobenzene	ND	1.00						0		30	
1,4-Dichlorobenzene	ND	1.00						0		30	
n-Butylbenzene	ND	1.00						0		30	
1,2-Dichlorobenzene	ND	1.00						0		30	
1,2-Dibromo-3-chloropropane	ND	1.00						0		30	
1,2,4-Trimethylbenzene	ND	1.00						0		30	
Hexachloro-1,3-butadiene	ND	4.00						0		30	
Naphthalene	ND	1.00						0		30	
1,2,3-Trichlorobenzene	ND	4.00						0		30	
Surr: Dibromofluoromethane	23.9		25.00		95.6	45.4	152		0		
Surr: Toluene-d8	23.5		25.00		94.1	40.1	139		0		
Surr: 1-Bromo-4-fluorobenzene	22.4		25.00		89.4	64.2	128		0		

Sample ID: 1906062-001AMS	SampType: MS	Units: µg/L	Prep Date: 6/10/2019	RunNo: 51983							
Client ID: BATCH	Batch ID: 24857		Analysis Date: 6/11/2019	SeqNo: 1026081							
Analyte	Result	RL	SPK value	SPK Ref Val	%REC	LowLimit	HighLimit	RPD Ref Val	%RPD	RPDLimit	Qual
Dichlorodifluoromethane (CFC-12)	295	10.0	200.0	0	147	33.3	122				DS
Chloromethane	251	20.0	200.0	0	126	39.7	143				D
Vinyl chloride	220	2.00	200.0	0	110	41	165				D
Bromomethane	395	10.0	200.0	0	198	31.5	135				DS
Trichlorofluoromethane (CFC-11)	211	10.0	200.0	0	105	54.7	138				D
Chloroethane	223	10.0	200.0	0	111	49.9	143				D
1,1-Dichloroethene	208	10.0	200.0	0	104	51.6	164				D
Methylene chloride	193	10.0	200.0	0	96.5	61.6	135				D
trans-1,2-Dichloroethene	201	10.0	200.0	0	101	63.5	138				D
Methyl tert-butyl ether (MTBE)	198	10.0	200.0	8.257	94.8	60.9	132				D
1,1-Dichloroethane	195	10.0	200.0	0	97.3	55.7	151				D
2,2-Dichloropropane	158	20.0	200.0	0	78.9	37.7	150				D
cis-1,2-Dichloroethene	197	10.0	200.0	0	98.4	60	154				D



Work Order: 1906073
 CLIENT: Environmental Partners, Inc.
 Project: Whitney's

QC SUMMARY REPORT
Volatile Organic Compounds by EPA Method 8260D

Sample ID: 1906062-001AMS	SampType: MS	Units: µg/L	Prep Date: 6/10/2019	RunNo: 51983
Client ID: BATCH	Batch ID: 24857		Analysis Date: 6/11/2019	SeqNo: 1026081

Analyte	Result	RL	SPK value	SPK Ref Val	%REC	LowLimit	HighLimit	RPD Ref Val	%RPD	RPDLimit	Qual
Chloroform	185	10.0	200.0	0	92.4	48.1	140				D
1,1,1-Trichloroethane (TCA)	202	10.0	200.0	0	101	64.2	146				D
1,1-Dichloropropene	198	10.0	200.0	0	99.1	73.8	136				D
Carbon tetrachloride	199	10.0	200.0	0	99.7	62.7	146				D
1,2-Dichloroethane (EDC)	186	10.0	200.0	0	92.9	63.4	137				D
Benzene	199	10.0	200.0	0	99.6	65.4	138				D
Trichloroethene (TCE)	198	5.00	200.0	0	99.2	60.4	134				D
1,2-Dichloropropane	192	10.0	200.0	0	96.2	62.6	138				D
Bromodichloromethane	181	10.0	200.0	0	90.3	59.4	139				D
Dibromomethane	193	10.0	200.0	0	96.7	58.7	148				D
cis-1,3-Dichloropropene	159	10.0	200.0	0	79.7	63.8	132				D
Toluene	175	10.0	200.0	2.000	86.5	52	147				D
trans-1,3-Dichloropropylene	148	10.0	200.0	0	73.9	57.7	125				D
1,1,2-Trichloroethane	164	10.0	200.0	0	82.1	57.5	153				D
1,3-Dichloropropane	166	10.0	200.0	0	83.0	54.1	157				D
Tetrachloroethene (PCE)	182	10.0	200.0	0	91.1	50.3	133				D
Dibromochloromethane	173	10.0	200.0	0	86.6	61.6	139				D
1,2-Dibromoethane (EDB)	170	2.50	200.0	0	84.9	63.2	134				D
Chlorobenzene	204	10.0	200.0	0	102	65.8	134				D
1,1,1,2-Tetrachloroethane	201	10.0	200.0	0	101	65.4	135				D
Ethylbenzene	264	10.0	200.0	57.88	103	64.5	136				D
m,p-Xylene	671	10.0	400.0	266.5	101	63.3	135				D
o-Xylene	496	10.0	200.0	295.4	100	64.8	150				D
Styrene	217	10.0	200.0	0	108	52.9	163				D
Isopropylbenzene	224	10.0	200.0	6.935	108	56	147				D
Bromoform	193	20.0	200.0	0	96.7	57.7	139				D
1,1,1,2-Tetrachloroethane	188	10.0	200.0	0	94.1	59.8	146				D
n-Propylbenzene	234	10.0	200.0	19.05	108	57.6	142				D
Bromobenzene	207	10.0	200.0	0	103	69.3	157				D
1,3,5-Trimethylbenzene	489	10.0	200.0	301.7	93.6	59.9	136				D
2-Chlorotoluene	233	10.0	200.0	0	116	61.7	134				D

Work Order: 1906073
 CLIENT: Environmental Partners, Inc.
 Project: Whitney's

QC SUMMARY REPORT
Volatile Organic Compounds by EPA Method 8260D

Sample ID: 1906062-001AMS	SampType: MS	Units: µg/L				Prep Date: 6/10/2019	RunNo: 51983				
Client ID: BATCH	Batch ID: 24857					Analysis Date: 6/11/2019	SeqNo: 1026081				
Analyte	Result	RL	SPK value	SPK Ref Val	%REC	LowLimit	HighLimit	RPD Ref Val	%RPD	RPDLimit	Qual
4-Chlorotoluene	233	10.0	200.0	0	116	58.4	134				D
tert-Butylbenzene	223	10.0	200.0	0	112	66.8	141				D
1,2,3-Trichloropropane	235	10.0	200.0	0	118	62.4	129				D
1,2,4-Trichlorobenzene	221	20.0	200.0	0	111	50.9	133				D
sec-Butylbenzene	232	10.0	200.0	0	116	56	146				D
4-Isopropyltoluene	227	10.0	200.0	0	114	56.4	136				D
1,3-Dichlorobenzene	216	10.0	200.0	0	108	58.2	128				D
1,4-Dichlorobenzene	208	10.0	200.0	0	104	60.1	123				D
n-Butylbenzene	264	10.0	200.0	0	132	54.6	135				D
1,2-Dichlorobenzene	214	10.0	200.0	0	107	65.4	133				D
1,2-Dibromo-3-chloropropane	193	10.0	200.0	0	96.3	51.8	142				D
1,2,4-Trimethylbenzene	928	10.0	200.0	778.5	74.6	63.7	132				D
Hexachloro-1,3-butadiene	214	40.0	200.0	0	107	58.1	130				D
Naphthalene	354	10.0	200.0	168.1	92.7	50.7	154				D
1,2,3-Trichlorobenzene	205	40.0	200.0	0	103	57	131				D
Surr: Dibromofluoromethane	232		250.0		93.0	45.4	152				D
Surr: Toluene-d8	200		250.0		79.9	40.1	139				D
Surr: 1-Bromo-4-fluorobenzene	257		250.0		103	64.2	128				D

NOTES:

S - Outlying spike recovery(ies) observed. A duplicate analysis was performed with similar results indicating a possible matrix effect.

Sample ID: 1906062-001AMSD	SampType: MSD	Units: µg/L				Prep Date: 6/10/2019	RunNo: 51983				
Client ID: BATCH	Batch ID: 24857					Analysis Date: 6/11/2019	SeqNo: 1026082				
Analyte	Result	RL	SPK value	SPK Ref Val	%REC	LowLimit	HighLimit	RPD Ref Val	%RPD	RPDLimit	Qual
Dichlorodifluoromethane (CFC-12)	295	10.0	200.0	0	148	33.3	122	294.5	0.291	30	DS
Chloromethane	257	20.0	200.0	0	128	39.7	143	251.2	2.20	30	D
Vinyl chloride	221	2.00	200.0	0	110	41	165	219.6	0.420	30	D
Bromomethane	422	10.0	200.0	0	211	31.5	135	395.3	6.51	30	DS
Trichlorofluoromethane (CFC-11)	220	10.0	200.0	0	110	54.7	138	210.7	4.43	30	D
Chloroethane	230	10.0	200.0	0	115	49.9	143	222.9	2.92	30	D

Work Order: 1906073
 CLIENT: Environmental Partners, Inc.
 Project: Whitney's

QC SUMMARY REPORT
Volatile Organic Compounds by EPA Method 8260D

Sample ID: 1906062-001AMSD	SampType: MSD	Units: µg/L				Prep Date: 6/10/2019	RunNo: 51983				
Client ID: BATCH	Batch ID: 24857					Analysis Date: 6/11/2019	SeqNo: 1026082				
Analyte	Result	RL	SPK value	SPK Ref Val	%REC	LowLimit	HighLimit	RPD Ref Val	%RPD	RPDLimit	Qual
1,1-Dichloroethene	217	10.0	200.0	0	109	51.6	164	208.4	4.14	30	D
Methylene chloride	201	10.0	200.0	0	101	61.6	135	192.9	4.23	30	D
trans-1,2-Dichloroethene	209	10.0	200.0	0	105	63.5	138	201.5	3.67	30	D
Methyl tert-butyl ether (MTBE)	205	10.0	200.0	8.257	98.2	60.9	132	197.8	3.37	30	D
1,1-Dichloroethane	201	10.0	200.0	0	101	55.7	151	194.5	3.29	30	D
2,2-Dichloropropane	159	20.0	200.0	0	79.6	37.7	150	157.8	0.913	30	D
cis-1,2-Dichloroethene	206	10.0	200.0	0	103	60	154	196.9	4.55	30	D
Chloroform	198	10.0	200.0	0	98.9	48.1	140	184.8	6.81	30	D
1,1,1-Trichloroethane (TCA)	206	10.0	200.0	0	103	64.2	146	201.8	1.87	30	D
1,1-Dichloropropene	199	10.0	200.0	0	99.3	73.8	136	198.3	0.186	30	D
Carbon tetrachloride	201	10.0	200.0	0	101	62.7	146	199.4	1.00	30	D
1,2-Dichloroethane (EDC)	184	10.0	200.0	0	91.8	63.4	137	185.7	1.11	30	D
Benzene	201	10.0	200.0	0	101	65.4	138	199.2	0.958	30	D
Trichloroethene (TCE)	210	5.00	200.0	0	105	60.4	134	198.4	5.64	30	D
1,2-Dichloropropane	172	10.0	200.0	0	85.8	62.6	138	192.4	11.5	30	D
Bromodichloromethane	168	10.0	200.0	0	84.2	59.4	139	180.5	6.90	30	D
Dibromomethane	165	10.0	200.0	0	82.3	58.7	148	193.4	16.1	30	D
cis-1,3-Dichloropropene	161	10.0	200.0	0	80.7	63.8	132	159.5	1.21	30	D
Toluene	179	10.0	200.0	2.000	88.4	52	147	175.0	2.11	30	D
trans-1,3-Dichloropropylene	151	10.0	200.0	0	75.7	57.7	125	147.8	2.41	30	D
1,1,2-Trichloroethane	167	10.0	200.0	0	83.6	57.5	153	164.2	1.78	30	D
1,3-Dichloropropane	170	10.0	200.0	0	85.2	54.1	157	166.1	2.56	30	D
Tetrachloroethene (PCE)	186	10.0	200.0	0	92.9	50.3	133	182.3	1.91	30	D
Dibromochloromethane	177	10.0	200.0	0	88.7	61.6	139	173.3	2.33	30	D
1,2-Dibromoethane (EDB)	172	2.50	200.0	0	86.0	63.2	134	169.7	1.31	30	D
Chlorobenzene	201	10.0	200.0	0	101	65.8	134	204.3	1.50	30	D
1,1,1,2-Tetrachloroethane	197	10.0	200.0	0	98.7	65.4	135	201.3	1.96	30	D
Ethylbenzene	256	10.0	200.0	57.88	98.9	64.5	136	264.4	3.33	30	D
m,p-Xylene	653	10.0	400.0	266.5	96.6	63.3	135	670.9	2.71	30	D
o-Xylene	471	10.0	200.0	295.4	88.0	64.8	150	495.9	5.07	30	D
Styrene	213	10.0	200.0	0	106	52.9	163	216.8	1.78	30	D

Work Order: 1906073
 CLIENT: Environmental Partners, Inc.
 Project: Whitney's

QC SUMMARY REPORT
Volatile Organic Compounds by EPA Method 8260D

Sample ID: 1906062-001AMSD	SampType: MSD	Units: µg/L	Prep Date: 6/10/2019	RunNo: 51983
Client ID: BATCH	Batch ID: 24857		Analysis Date: 6/11/2019	SeqNo: 1026082

Analyte	Result	RL	SPK value	SPK Ref Val	%REC	LowLimit	HighLimit	RPD Ref Val	%RPD	RPDLimit	Qual
Isopropylbenzene	220	10.0	200.0	6.935	107	56	147	223.6	1.61	30	D
Bromoform	191	20.0	200.0	0	95.5	57.7	139	193.4	1.30	30	D
1,1,2,2-Tetrachloroethane	186	10.0	200.0	0	92.8	59.8	146	188.2	1.39	30	D
n-Propylbenzene	229	10.0	200.0	19.05	105	57.6	142	234.3	2.37	30	D
Bromobenzene	204	10.0	200.0	0	102	69.3	157	206.8	1.26	30	D
1,3,5-Trimethylbenzene	478	10.0	200.0	301.7	88.0	59.9	136	488.8	2.31	30	D
2-Chlorotoluene	229	10.0	200.0	0	114	61.7	134	232.7	1.79	30	D
4-Chlorotoluene	229	10.0	200.0	0	114	58.4	134	232.7	1.79	30	D
tert-Butylbenzene	221	10.0	200.0	0	111	66.8	141	223.5	1.04	30	D
1,2,3-Trichloropropane	213	10.0	200.0	0	106	62.4	129	235.0	10.0	30	D
1,2,4-Trichlorobenzene	220	20.0	200.0	0	110	50.9	133	221.5	0.752	30	D
sec-Butylbenzene	228	10.0	200.0	0	114	56	146	232.1	1.71	30	D
4-Isopropyltoluene	226	10.0	200.0	0	113	56.4	136	227.1	0.402	30	D
1,3-Dichlorobenzene	207	10.0	200.0	0	103	58.2	128	215.8	4.18	30	D
1,4-Dichlorobenzene	204	10.0	200.0	0	102	60.1	123	207.8	1.63	30	D
n-Butylbenzene	258	10.0	200.0	0	129	54.6	135	263.5	2.10	30	D
1,2-Dichlorobenzene	211	10.0	200.0	0	105	65.4	133	213.8	1.31	30	D
1,2-Dibromo-3-chloropropane	190	10.0	200.0	0	95.0	51.8	142	192.7	1.40	30	D
1,2,4-Trimethylbenzene	902	10.0	200.0	778.5	62.0	63.7	132	927.7	2.75	30	DS
Hexachloro-1,3-butadiene	218	40.0	200.0	0	109	58.1	130	214.0	1.95	30	D
Naphthalene	343	10.0	200.0	168.1	87.5	50.7	154	353.5	2.96	30	D
1,2,3-Trichlorobenzene	203	40.0	200.0	0	102	57	131	205.1	0.852	30	D
Surr: Dibromofluoromethane	241		250.0		96.4	45.4	152		0		D
Surr: Toluene-d8	208		250.0		83.3	40.1	139		0		D
Surr: 1-Bromo-4-fluorobenzene	257		250.0		103	64.2	128		0		D

NOTES:

S - Outlying spike recovery(ies) observed. A duplicate analysis was performed with similar results indicating a possible matrix effect.
 S - Outlying spike recovery(ies) observed. A duplicate analysis was performed and recovered within range (1,2,4-Trimethylbenzene).



Work Order: 1906073
CLIENT: Environmental Partners, Inc.
Project: Whitney's

QC SUMMARY REPORT

Volatile Organic Compounds by EPA Method 8260D

Sample ID: 1906073-008ADUP	SampType: DUP	Units: µg/L			Prep Date: 6/10/2019	RunNo: 51983					
Client ID: DUP-1	Batch ID: 24857				Analysis Date: 6/11/2019	SeqNo: 1026095					
Analyte	Result	RL	SPK value	SPK Ref Val	%REC	LowLimit	HighLimit	RPD Ref Val	%RPD	RPDLimit	Qual
Dichlorodifluoromethane (CFC-12)	ND	1.00						0		30	
Chloromethane	ND	2.00						0		30	
Vinyl chloride	ND	0.200						0		30	
Bromomethane	ND	1.00						0		30	
Trichlorofluoromethane (CFC-11)	ND	1.00						0		30	
Chloroethane	ND	1.00						0		30	
1,1-Dichloroethene	ND	1.00						0		30	
Methylene chloride	ND	1.00						0		30	
trans-1,2-Dichloroethene	ND	1.00						0		30	
Methyl tert-butyl ether (MTBE)	ND	1.00						0		30	
1,1-Dichloroethane	ND	1.00						0		30	
2,2-Dichloropropane	ND	2.00						0		30	
cis-1,2-Dichloroethene	ND	1.00						0		30	
Chloroform	ND	1.00						0		30	
1,1,1-Trichloroethane (TCA)	ND	1.00						0		30	
1,1-Dichloropropene	ND	1.00						0		30	
Carbon tetrachloride	ND	1.00						0		30	
1,2-Dichloroethane (EDC)	ND	1.00						0		30	
Benzene	6.24	1.00						6.451	3.27	30	
Trichloroethene (TCE)	ND	0.500						0		30	
1,2-Dichloropropane	ND	1.00						0		30	
Bromodichloromethane	ND	1.00						0		30	
Dibromomethane	ND	1.00						0		30	
cis-1,3-Dichloropropene	ND	1.00						0		30	
Toluene	275	1.00						284.5	3.46	30	E
trans-1,3-Dichloropropylene	ND	1.00						0		30	
1,1,2-Trichloroethane	ND	1.00						0		30	
1,3-Dichloropropane	ND	1.00						0		30	
Tetrachloroethene (PCE)	34.7	1.00						38.61	10.5	30	
Dibromochloromethane	ND	1.00						0		30	
1,2-Dibromoethane (EDB)	ND	0.250						0		30	

Work Order: 1906073
 CLIENT: Environmental Partners, Inc.
 Project: Whitney's

QC SUMMARY REPORT
Volatile Organic Compounds by EPA Method 8260D

Sample ID: 1906073-008ADUP	SampType: DUP	Units: µg/L	Prep Date: 6/10/2019	RunNo: 51983							
Client ID: DUP-1	Batch ID: 24857		Analysis Date: 6/11/2019	SeqNo: 1026095							
Analyte	Result	RL	SPK value	SPK Ref Val	%REC	LowLimit	HighLimit	RPD Ref Val	%RPD	RPDLimit	Qual
Chlorobenzene	ND	1.00						0		30	
1,1,1,2-Tetrachloroethane	ND	1.00						0		30	
Ethylbenzene	158	1.00						146.4	7.95	30	E
m,p-Xylene	553	1.00						519.2	6.25	30	E
o-Xylene	416	1.00						398.3	4.40	30	E
Styrene	ND	1.00						0		30	
Isopropylbenzene	4.64	1.00						4.399	5.35	30	
Bromoform	ND	2.00						0		30	
1,1,1,2-Tetrachloroethane	ND	1.00						0		30	
n-Propylbenzene	ND	1.00						0		30	
Bromobenzene	ND	1.00						0		30	
1,3,5-Trimethylbenzene	141	1.00						137.0	3.08	30	E
2-Chlorotoluene	ND	1.00						0		30	
4-Chlorotoluene	ND	1.00						0		30	
tert-Butylbenzene	ND	1.00						0		30	
1,2,3-Trichloropropane	ND	1.00						0		30	
1,2,4-Trichlorobenzene	ND	2.00						0		30	
sec-Butylbenzene	ND	1.00						0		30	
4-Isopropyltoluene	15.5	1.00						16.09	3.44	30	
1,3-Dichlorobenzene	ND	1.00						0		30	
1,4-Dichlorobenzene	ND	1.00						0		30	
n-Butylbenzene	ND	1.00						0		30	
1,2-Dichlorobenzene	ND	1.00						0		30	
1,2-Dibromo-3-chloropropane	ND	1.00						0		30	
1,2,4-Trimethylbenzene	209	1.00						200.7	3.90	30	E
Hexachloro-1,3-butadiene	ND	4.00						0		30	
Naphthalene	227	1.00						207.4	8.82	30	E
1,2,3-Trichlorobenzene	ND	4.00						0		30	
Surr: Dibromofluoromethane	23.8		25.00		95.3	45.4	152		0		
Surr: Toluene-d8	25.5		25.00		102	40.1	139		0		
Surr: 1-Bromo-4-fluorobenzene	24.6		25.00		98.5	64.2	128		0		



Work Order: 1906073
CLIENT: Environmental Partners, Inc.
Project: Whitney's

QC SUMMARY REPORT
Volatile Organic Compounds by EPA Method 8260D

Sample ID: 1906073-008ADUP	SampType: DUP	Units: µg/L	Prep Date: 6/10/2019	RunNo: 51983							
Client ID: DUP-1	Batch ID: 24857		Analysis Date: 6/11/2019	SeqNo: 1026095							
Analyte	Result	RL	SPK value	SPK Ref Val	%REC	LowLimit	HighLimit	RPD Ref Val	%RPD	RPDLimit	Qual

NOTES:

E - Estimated value. The amount exceeds the linear working range of the instrument.

Client Name: **EPI**

 Work Order Number: **1906073**

 Logged by: **Clare Griggs**

 Date Received: **6/6/2019 12:00:00 PM**

Chain of Custody

1. Is Chain of Custody complete? Yes No Not Present
2. How was the sample delivered? Client

Log In

3. Coolers are present? Yes No NA
4. Shipping container/cooler in good condition? Yes No
5. Custody Seals present on shipping container/cooler?
(Refer to comments for Custody Seals not intact) Yes No Not Required
6. Was an attempt made to cool the samples? Yes No NA
7. Were all items received at a temperature of >0°C to 10.0°C * Yes No NA
8. Sample(s) in proper container(s)? Yes No
9. Sufficient sample volume for indicated test(s)? Yes No
10. Are samples properly preserved? Yes No
11. Was preservative added to bottles? Yes No NA
12. Is there headspace in the VOA vials? Yes No NA
13. Did all samples containers arrive in good condition(unbroken)? Yes No
14. Does paperwork match bottle labels? Yes No
15. Are matrices correctly identified on Chain of Custody? Yes No
16. Is it clear what analyses were requested? Yes No
17. Were all holding times able to be met? Yes No

Special Handling (if applicable)

18. Was client notified of all discrepancies with this order? Yes No NA

Person Notified:	<input type="text"/>	Date:	<input type="text"/>
By Whom:	<input type="text"/>	Via:	<input type="checkbox"/> eMail <input type="checkbox"/> Phone <input type="checkbox"/> Fax <input type="checkbox"/> In Person
Regarding:	<input type="text"/>		
Client Instructions:	<input type="text"/>		

19. Additional remarks:

Item Information

Item #	Temp °C
Cooler	2.6
Sample	9.7

* Note: DoD/ELAP and TNI require items to be received at 4°C +/- 2°C

Attachment B
Laboratory Analytical Data Reports
for System Vapors



3600 Fremont Ave. N.
Seattle, WA 98103
T: (206) 352-3790
F: (206) 352-7178
info@fremontanalytical.com

Environmental Partners, Inc.
Sean Trimble
1180 NW Maple Street, Suite 310
Issaquah, WA 98027

RE: WHITNEY'S
Work Order Number: 1904450

April 30, 2019

Attention Sean Trimble:

Fremont Analytical, Inc. received 1 sample(s) on 4/26/2019 for the analyses presented in the following report.

Gasoline by NWTPH-Gx
Volatile Organic Compounds by EPA Method 8260C

This report consists of the following:

- Case Narrative
- Analytical Results
- Applicable Quality Control Summary Reports
- Chain of Custody

All analyses were performed consistent with the Quality Assurance program of Fremont Analytical, Inc. Please contact the laboratory if you should have any questions about the results.

Thank you for using Fremont Analytical.

Sincerely,

Mike Ridgeway
Laboratory Director

DoD/ELAP Certification #L17-135, ISO/IEC 17025:2005
ORELAP Certification: WA 100009-007 (NELAP Recognized)



CLIENT: Environmental Partners, Inc.
Project: WHITNEY'S
Work Order: 1904450

Work Order Sample Summary

Lab Sample ID	Client Sample ID	Date/Time Collected	Date/Time Received
1904450-001	INF-0426	04/26/2019 1:40 PM	04/26/2019 4:55 PM

CLIENT: Environmental Partners, Inc.

Project: WHITNEY'S

WorkOrder Narrative:

I. SAMPLE RECEIPT:

Samples receipt information is recorded on the attached Sample Receipt Checklist.

II. GENERAL REPORTING COMMENTS:

Results are reported on a wet weight basis unless dry-weight correction is denoted in the units field on the analytical report ("mg/kg-dry" or "ug/kg-dry").

The validity of the analytical procedures for which data is reported in this analytical report is determined by the Laboratory Control Sample (LCS) and the Method Blank (MB). The LCS and the MB are processed with the samples to ensure method criteria are achieved throughout the entire analytical process.

III. ANALYSES AND EXCEPTIONS:

Exceptions associated with this report will be footnoted in the analytical results page(s) or the quality control summary page(s) and/or noted below.

NOTE: The conversion of Gasoline should be considered an estimate. The molecular weight used in the conversion is 100.

Qualifiers:

- * - Flagged value is not within established control limits
- B - Analyte detected in the associated Method Blank
- D - Dilution was required
- E - Value above quantitation range
- H - Holding times for preparation or analysis exceeded
- I - Analyte with an internal standard that does not meet established acceptance criteria
- J - Analyte detected below Reporting Limit
- N - Tentatively Identified Compound (TIC)
- Q - Analyte with an initial or continuing calibration that does not meet established acceptance criteria (<20%RSD, <20% Drift or minimum RRF)
- S - Spike recovery outside accepted recovery limits
- ND - Not detected at the Reporting Limit
- R - High relative percent difference observed

Acronyms:

- %Rec - Percent Recovery
- CCB - Continued Calibration Blank
- CCV - Continued Calibration Verification
- DF - Dilution Factor
- HEM - Hexane Extractable Material
- ICV - Initial Calibration Verification
- LCS/LCSD - Laboratory Control Sample / Laboratory Control Sample Duplicate
- MB or MBLANK - Method Blank
- MDL - Method Detection Limit
- MS/MSD - Matrix Spike / Matrix Spike Duplicate
- PDS - Post Digestion Spike
- Ref Val - Reference Value
- RL - Reporting Limit
- RPD - Relative Percent Difference
- SD - Serial Dilution
- SGT - Silica Gel Treatment
- SPK - Spike
- Surr - Surrogate



Client: Environmental Partners, Inc.

Collection Date: 4/26/2019 1:40:00 PM

Project: WHITNEY'S

Lab ID: 1904450-001

Matrix: Air

Client Sample ID: INF-0426

Analyses	Result	RL	Qual	Units	DF	Date Analyzed
----------	--------	----	------	-------	----	---------------

Volatile Organic Compounds by EPA Method 8260C

Batch ID: 24325

Analyst: KT

Dichlorodifluoromethane	ND	0.100		µg/L	1	4/29/2019 11:45:28 AM
Chloromethane	ND	0.100		µg/L	1	4/29/2019 11:45:28 AM
Vinyl chloride	ND	0.0200		µg/L	1	4/29/2019 11:45:28 AM
Bromomethane	ND	0.100		µg/L	1	4/29/2019 11:45:28 AM
Trichlorofluoromethane (CFC-11)	ND	0.100		µg/L	1	4/29/2019 11:45:28 AM
Chloroethane	ND	0.100		µg/L	1	4/29/2019 11:45:28 AM
1,1-Dichloroethene	ND	0.100		µg/L	1	4/29/2019 11:45:28 AM
Methylene chloride	ND	0.100		µg/L	1	4/29/2019 11:45:28 AM
trans-1,2-Dichloroethene	ND	0.100		µg/L	1	4/29/2019 11:45:28 AM
Methyl tert-butyl ether (MTBE)	ND	0.100		µg/L	1	4/29/2019 11:45:28 AM
1,1-Dichloroethane	ND	0.100		µg/L	1	4/29/2019 11:45:28 AM
2,2-Dichloropropane	ND	0.200		µg/L	1	4/29/2019 11:45:28 AM
cis-1,2-Dichloroethene	ND	0.100		µg/L	1	4/29/2019 11:45:28 AM
Chloroform	ND	0.100		µg/L	1	4/29/2019 11:45:28 AM
1,1,1-Trichloroethane (TCA)	ND	0.100		µg/L	1	4/29/2019 11:45:28 AM
1,1-Dichloropropene	ND	0.100		µg/L	1	4/29/2019 11:45:28 AM
Carbon tetrachloride	ND	0.100		µg/L	1	4/29/2019 11:45:28 AM
1,2-Dichloroethane (EDC)	ND	0.100		µg/L	1	4/29/2019 11:45:28 AM
Benzene	ND	0.100		µg/L	1	4/29/2019 11:45:28 AM
Trichloroethene (TCE)	ND	0.0500		µg/L	1	4/29/2019 11:45:28 AM
1,2-Dichloropropane	ND	0.100		µg/L	1	4/29/2019 11:45:28 AM
Bromodichloromethane	ND	0.100		µg/L	1	4/29/2019 11:45:28 AM
Dibromomethane	ND	0.100		µg/L	1	4/29/2019 11:45:28 AM
cis-1,3-Dichloropropene	ND	0.100		µg/L	1	4/29/2019 11:45:28 AM
Toluene	ND	0.100		µg/L	1	4/29/2019 11:45:28 AM
trans-1,3-Dichloropropylene	ND	0.100		µg/L	1	4/29/2019 11:45:28 AM
1,1,2-Trichloroethane	ND	0.100		µg/L	1	4/29/2019 11:45:28 AM
1,3-Dichloropropane	ND	0.100		µg/L	1	4/29/2019 11:45:28 AM
Tetrachloroethene (PCE)	ND	0.100		µg/L	1	4/29/2019 11:45:28 AM
Dibromochloromethane	ND	0.100		µg/L	1	4/29/2019 11:45:28 AM
1,2-Dibromoethane (EDB)	ND	0.0250		µg/L	1	4/29/2019 11:45:28 AM
Chlorobenzene	ND	0.100		µg/L	1	4/29/2019 11:45:28 AM
1,1,1,2-Tetrachloroethane	ND	0.100		µg/L	1	4/29/2019 11:45:28 AM
Ethylbenzene	ND	0.100		µg/L	1	4/29/2019 11:45:28 AM
m,p-Xylene	ND	0.100		µg/L	1	4/29/2019 11:45:28 AM
o-Xylene	ND	0.100		µg/L	1	4/29/2019 11:45:28 AM
Styrene	ND	0.100		µg/L	1	4/29/2019 11:45:28 AM
Isopropylbenzene	ND	0.100		µg/L	1	4/29/2019 11:45:28 AM
Bromoform	ND	0.100		µg/L	1	4/29/2019 11:45:28 AM



Client: Environmental Partners, Inc.

Collection Date: 4/26/2019 1:40:00 PM

Project: WHITNEY'S

Lab ID: 1904450-001

Matrix: Air

Client Sample ID: INF-0426

Analyses	Result	RL	Qual	Units	DF	Date Analyzed
----------	--------	----	------	-------	----	---------------

Volatile Organic Compounds by EPA Method 8260C

Batch ID: 24325

Analyst: KT

1,1,2,2-Tetrachloroethane	ND	0.100		µg/L	1	4/29/2019 11:45:28 AM
n-Propylbenzene	ND	0.100		µg/L	1	4/29/2019 11:45:28 AM
Bromobenzene	ND	0.100		µg/L	1	4/29/2019 11:45:28 AM
1,3,5-Trimethylbenzene	ND	0.100		µg/L	1	4/29/2019 11:45:28 AM
2-Chlorotoluene	ND	0.100		µg/L	1	4/29/2019 11:45:28 AM
4-Chlorotoluene	ND	0.100		µg/L	1	4/29/2019 11:45:28 AM
tert-Butylbenzene	ND	0.100		µg/L	1	4/29/2019 11:45:28 AM
1,2,3-Trichloropropane	ND	0.100		µg/L	1	4/29/2019 11:45:28 AM
1,2,4-Trichlorobenzene	ND	0.200		µg/L	1	4/29/2019 11:45:28 AM
sec-Butylbenzene	ND	0.100		µg/L	1	4/29/2019 11:45:28 AM
4-Isopropyltoluene	ND	0.100		µg/L	1	4/29/2019 11:45:28 AM
1,3-Dichlorobenzene	ND	0.100		µg/L	1	4/29/2019 11:45:28 AM
1,4-Dichlorobenzene	ND	0.100		µg/L	1	4/29/2019 11:45:28 AM
n-Butylbenzene	ND	0.100		µg/L	1	4/29/2019 11:45:28 AM
1,2-Dichlorobenzene	ND	0.100		µg/L	1	4/29/2019 11:45:28 AM
1,2-Dibromo-3-chloropropane	ND	0.100	Q	µg/L	1	4/29/2019 11:45:28 AM
1,2,4-Trimethylbenzene	ND	0.100		µg/L	1	4/29/2019 11:45:28 AM
Hexachlorobutadiene	ND	0.400		µg/L	1	4/29/2019 11:45:28 AM
Naphthalene	ND	0.100		µg/L	1	4/29/2019 11:45:28 AM
1,2,3-Trichlorobenzene	ND	0.400		µg/L	1	4/29/2019 11:45:28 AM
Surr: Dibromofluoromethane	96.2	56.4 - 141		%Rec	1	4/29/2019 11:45:28 AM
Surr: Toluene-d8	95.5	66 - 138		%Rec	1	4/29/2019 11:45:28 AM
Surr: 1-Bromo-4-fluorobenzene-BFB	98.7	64.7 - 128		%Rec	1	4/29/2019 11:45:28 AM

NOTES:

Q - Indicates an analyte with a continuing calibration that does not meet established acceptance criteria

Gasoline by NWTPH-Gx

Batch ID: 24325

Analyst: KT

Gasoline	ND	5.00		µg/L	1	4/29/2019 11:45:28 AM
Gasoline	ND	1.22		ppmv	1	4/29/2019 11:45:28 AM
Surr: 4-Bromofluorobenzene	100	65 - 135		%Rec	1	4/29/2019 11:45:28 AM
Surr: Toluene-d8	95.7	65 - 135		%Rec	1	4/29/2019 11:45:28 AM

Work Order: 1904450
CLIENT: Environmental Partners, Inc.
Project: WHITNEY'S

QC SUMMARY REPORT
Volatile Organic Compounds by EPA Method 8260C

Sample ID: MB-24325	SampType: MBLK	Units: µg/L	Prep Date: 4/29/2019	RunNo: 51034
Client ID: MBLKW	Batch ID: 24325		Analysis Date: 4/29/2019	SeqNo: 1003155

Analyte	Result	RL	SPK value	SPK Ref Val	%REC	LowLimit	HighLimit	RPD Ref Val	%RPD	RPDLimit	Qual
Dichlorodifluoromethane	ND	0.100									
Chloromethane	ND	0.100									
Vinyl chloride	ND	0.0200									
Bromomethane	ND	0.100									
Trichlorofluoromethane (CFC-11)	ND	0.100									
Chloroethane	ND	0.100									
1,1-Dichloroethene	ND	0.100									
Methylene chloride	ND	0.100									
trans-1,2-Dichloroethene	ND	0.100									
Methyl tert-butyl ether (MTBE)	ND	0.100									
1,1-Dichloroethane	ND	0.100									
2,2-Dichloropropane	ND	0.200									
cis-1,2-Dichloroethene	ND	0.100									
Chloroform	ND	0.100									
1,1,1-Trichloroethane (TCA)	ND	0.100									
1,1-Dichloropropene	ND	0.100									
Carbon tetrachloride	ND	0.100									
1,2-Dichloroethane (EDC)	ND	0.100									
Benzene	ND	0.100									
Trichloroethene (TCE)	ND	0.0500									
1,2-Dichloropropane	ND	0.100									
Bromodichloromethane	ND	0.100									
Dibromomethane	ND	0.100									
cis-1,3-Dichloropropene	ND	0.100									
Toluene	ND	0.100									
trans-1,3-Dichloropropylene	ND	0.100									
1,1,2-Trichloroethane	ND	0.100									
1,3-Dichloropropane	ND	0.100									
Tetrachloroethene (PCE)	ND	0.100									
Dibromochloromethane	ND	0.100									
1,2-Dibromoethane (EDB)	ND	0.0250									



Work Order: 1904450
 CLIENT: Environmental Partners, Inc.
 Project: WHITNEY'S

QC SUMMARY REPORT
Volatile Organic Compounds by EPA Method 8260C

Sample ID: MB-24325	SampType: MBLK	Units: µg/L	Prep Date: 4/29/2019	RunNo: 51034
Client ID: MBLKW	Batch ID: 24325		Analysis Date: 4/29/2019	SeqNo: 1003155

Analyte	Result	RL	SPK value	SPK Ref Val	%REC	LowLimit	HighLimit	RPD Ref Val	%RPD	RPDLimit	Qual
Chlorobenzene	ND	0.100									
1,1,1,2-Tetrachloroethane	ND	0.100									
Ethylbenzene	ND	0.100									
m,p-Xylene	ND	0.100									
o-Xylene	ND	0.100									
Styrene	ND	0.100									
Isopropylbenzene	ND	0.100									
Bromoform	ND	0.100									
1,1,1,2-Tetrachloroethane	ND	0.100									
n-Propylbenzene	ND	0.100									
Bromobenzene	ND	0.100									
1,3,5-Trimethylbenzene	ND	0.100									
2-Chlorotoluene	ND	0.100									
4-Chlorotoluene	ND	0.100									
tert-Butylbenzene	ND	0.100									
1,2,3-Trichloropropane	ND	0.100									
1,2,4-Trichlorobenzene	ND	0.200									
sec-Butylbenzene	ND	0.100									
4-Isopropyltoluene	ND	0.100									
1,3-Dichlorobenzene	ND	0.100									
1,4-Dichlorobenzene	ND	0.100									
n-Butylbenzene	ND	0.100									
1,2-Dichlorobenzene	ND	0.100									
1,2-Dibromo-3-chloropropane	ND	0.100									Q
1,2,4-Trimethylbenzene	ND	0.100									
Hexachlorobutadiene	ND	0.400									
Naphthalene	ND	0.100									
1,2,3-Trichlorobenzene	ND	0.400									
Surr: Dibromofluoromethane	2.42		2.500		96.7	56.4	141				
Surr: Toluene-d8	2.41		2.500		96.3	66	138				
Surr: 1-Bromo-4-fluorobenzene-BFB	2.43		2.500		97.4	64.7	128				

Work Order: 1904450
 CLIENT: Environmental Partners, Inc.
 Project: WHITNEY'S

QC SUMMARY REPORT
Volatile Organic Compounds by EPA Method 8260C

Sample ID	MB-24325	SampType:	MBLK	Units:	µg/L	Prep Date:	4/29/2019	RunNo:	51034		
Client ID:	MBLKW	Batch ID:	24325	Analysis Date:	4/29/2019	SeqNo:	1003155				
Analyte	Result	RL	SPK value	SPK Ref Val	%REC	LowLimit	HighLimit	RPD Ref Val	%RPD	RPDLimit	Qual

NOTES:

Q - Indicates an analyte with a continuing calibration that does not meet established acceptance criteria

Sample ID	1904440-001AREP	SampType:	REP	Units:	µg/L	Prep Date:	4/29/2019	RunNo:	51034		
Client ID:	BATCH	Batch ID:	24325	Analysis Date:	4/29/2019	SeqNo:	1003148				
Analyte	Result	RL	SPK value	SPK Ref Val	%REC	LowLimit	HighLimit	RPD Ref Val	%RPD	RPDLimit	Qual
Dichlorodifluoromethane	ND	1.00						0		30	D
Chloromethane	ND	1.00						0		30	D
Vinyl chloride	ND	0.200						0		30	D
Bromomethane	ND	1.00						0		30	D
Trichlorofluoromethane (CFC-11)	ND	1.00						0		30	D
Chloroethane	ND	1.00						0		30	D
1,1-Dichloroethene	ND	1.00						0		30	D
Methylene chloride	ND	1.00						0		30	D
trans-1,2-Dichloroethene	ND	1.00						0		30	D
Methyl tert-butyl ether (MTBE)	ND	1.00						0		30	D
1,1-Dichloroethane	ND	1.00						0		30	D
2,2-Dichloropropane	ND	2.00						0		30	D
cis-1,2-Dichloroethene	ND	1.00						0		30	D
Chloroform	ND	1.00						0		30	D
1,1,1-Trichloroethane (TCA)	ND	1.00						0		30	D
1,1-Dichloropropene	ND	1.00						0		30	D
Carbon tetrachloride	ND	1.00						0		30	D
1,2-Dichloroethane (EDC)	ND	1.00						0		30	D
Benzene	ND	1.00						0		30	D
Trichloroethene (TCE)	ND	0.500						0		30	D
1,2-Dichloropropane	ND	1.00						0		30	D
Bromodichloromethane	ND	1.00						0		30	D
Dibromomethane	ND	1.00						0		30	D
cis-1,3-Dichloropropene	ND	1.00						0		30	D

Work Order: 1904450
CLIENT: Environmental Partners, Inc.
Project: WHITNEY'S

QC SUMMARY REPORT
Volatile Organic Compounds by EPA Method 8260C

Sample ID	1904440-001AREP	SampType:	REP	Units:	µg/L	Prep Date:	4/29/2019	RunNo:	51034		
Client ID:	BATCH	Batch ID:	24325	Analysis Date:	4/29/2019	SeqNo:	1003148				
Analyte	Result	RL	SPK value	SPK Ref Val	%REC	LowLimit	HighLimit	RPD Ref Val	%RPD	RPDLimit	Qual
Toluene	ND	1.00						0		30	D
trans-1,3-Dichloropropylene	ND	1.00						0		30	D
1,1,2-Trichloroethane	ND	1.00						0		30	D
1,3-Dichloropropane	ND	1.00						0		30	D
Tetrachloroethene (PCE)	4.30	1.00						4.065	5.65	30	D
Dibromochloromethane	ND	1.00						0		30	D
1,2-Dibromoethane (EDB)	ND	0.250						0		30	D
Chlorobenzene	ND	1.00						0		30	D
1,1,1,2-Tetrachloroethane	ND	1.00						0		30	D
Ethylbenzene	ND	1.00						0		30	D
m,p-Xylene	ND	1.00						0		30	D
o-Xylene	ND	1.00						0		30	D
Styrene	ND	1.00						0		30	D
Isopropylbenzene	ND	1.00						0		30	D
Bromoform	ND	1.00						0		30	D
1,1,1,2,2-Tetrachloroethane	ND	1.00						0		30	D
n-Propylbenzene	ND	1.00						0		30	D
Bromobenzene	ND	1.00						0		30	D
1,3,5-Trimethylbenzene	ND	1.00						0		30	D
2-Chlorotoluene	ND	1.00						0		30	D
4-Chlorotoluene	ND	1.00						0		30	D
tert-Butylbenzene	ND	1.00						0		30	D
1,2,3-Trichloropropane	ND	1.00						0		30	D
1,2,4-Trichlorobenzene	ND	2.00						0		30	D
sec-Butylbenzene	ND	1.00						0		30	D
4-Isopropyltoluene	ND	1.00						0		30	D
1,3-Dichlorobenzene	ND	1.00						0		30	D
1,4-Dichlorobenzene	ND	1.00						0		30	D
n-Butylbenzene	ND	1.00						0		30	D
1,2-Dichlorobenzene	ND	1.00						0		30	D
1,2-Dibromo-3-chloropropane	ND	1.00						0		30	DQ

Work Order: 1904450
 CLIENT: Environmental Partners, Inc.
 Project: WHITNEY'S

QC SUMMARY REPORT
Volatile Organic Compounds by EPA Method 8260C

Sample ID	1904440-001AREP	SampType:	REP	Units:	µg/L	Prep Date:	4/29/2019	RunNo:	51034		
Client ID:	BATCH	Batch ID:	24325	Analysis Date:	4/29/2019	SeqNo:	1003148				
Analyte	Result	RL	SPK value	SPK Ref Val	%REC	LowLimit	HighLimit	RPD Ref Val	%RPD	RPDLimit	Qual
1,2,4-Trimethylbenzene	ND	1.00						0		30	D
Hexachlorobutadiene	ND	4.00						0		30	D
Naphthalene	ND	1.00						0		30	D
1,2,3-Trichlorobenzene	ND	4.00						0		30	D
Surr: Dibromofluoromethane	24.2		25.00		96.7	61.1	128		0		D
Surr: Toluene-d8	24.0		25.00		95.9	68.2	129		0		D
Surr: 1-Bromo-4-fluorobenzene-BFB	24.6		25.00		98.2	64.7	128		0		D

NOTES:

Q - Indicates an analyte with a continuing calibration that does not meet established acceptance criteria

Sample ID	LCS-24325	SampType:	LCS	Units:	µg/L	Prep Date:	4/29/2019	RunNo:	51034		
Client ID:	LCSW	Batch ID:	24325	Analysis Date:	4/29/2019	SeqNo:	1003154				
Analyte	Result	RL	SPK value	SPK Ref Val	%REC	LowLimit	HighLimit	RPD Ref Val	%RPD	RPDLimit	Qual
Dichlorodifluoromethane	3.08	0.100	2.000	0	154	38.8	143				S
Chloromethane	2.42	0.100	2.000	0	121	42.5	131				
Vinyl chloride	2.37	0.0200	2.000	0	119	56.2	130				
Bromomethane	4.47	0.100	2.000	0	223	45.4	138				S
Trichlorofluoromethane (CFC-11)	2.21	0.100	2.000	0	110	64.7	129				
Chloroethane	2.11	0.100	2.000	0	105	62.5	123				
1,1-Dichloroethene	2.00	0.100	2.000	0	99.8	60.7	146				
Methylene chloride	1.93	0.100	2.000	0	96.5	60.3	135				
trans-1,2-Dichloroethene	1.97	0.100	2.000	0	98.7	71.3	129				
Methyl tert-butyl ether (MTBE)	1.83	0.100	2.000	0	91.5	59.3	138				
1,1-Dichloroethane	1.91	0.100	2.000	0	95.5	71.3	129				
2,2-Dichloropropane	1.87	0.200	2.000	0	93.5	37.8	132				
cis-1,2-Dichloroethene	1.95	0.100	2.000	0	97.3	67.5	127				
Chloroform	1.95	0.100	2.000	0	97.4	70.3	123				
1,1,1-Trichloroethane (TCA)	1.99	0.100	2.000	0	99.6	67.9	134				
1,1-Dichloropropene	1.95	0.100	2.000	0	97.7	72.1	133				
Carbon tetrachloride	2.01	0.100	2.000	0	100	64.4	133				



Work Order: 1904450
 CLIENT: Environmental Partners, Inc.
 Project: WHITNEY'S

QC SUMMARY REPORT
Volatile Organic Compounds by EPA Method 8260C

Sample ID	LCS-24325	SampType:	LCS	Units:	µg/L	Prep Date:	4/29/2019	RunNo:	51034
Client ID:	LCSW	Batch ID:	24325			Analysis Date:	4/29/2019	SeqNo:	1003154

Analyte	Result	RL	SPK value	SPK Ref Val	%REC	LowLimit	HighLimit	RPD Ref Val	%RPD	RPDLimit	Qual
1,2-Dichloroethane (EDC)	1.92	0.100	2.000	0	96.0	65.8	126				
Benzene	1.94	0.100	2.000	0	97.2	67.1	132				
Trichloroethene (TCE)	2.00	0.0500	2.000	0	100	71.9	130				
1,2-Dichloropropane	1.87	0.100	2.000	0	93.4	71.9	131				
Bromodichloromethane	1.94	0.100	2.000	0	96.9	70	130				
Dibromomethane	1.99	0.100	2.000	0	99.3	74.2	125				
cis-1,3-Dichloropropene	1.85	0.100	2.000	0	92.7	62.8	135				
Toluene	2.02	0.100	2.000	0	101	73.6	127				
trans-1,3-Dichloropropylene	1.81	0.100	2.000	0	90.3	58.1	138				
1,1,2-Trichloroethane	1.93	0.100	2.000	0	96.5	65.4	128				
1,3-Dichloropropane	1.89	0.100	2.000	0	94.7	71.9	131				
Tetrachloroethene (PCE)	2.08	0.100	2.000	0	104	52.4	140				
Dibromochloromethane	1.93	0.100	2.000	0	96.6	68.7	139				
1,2-Dibromoethane (EDB)	1.92	0.0250	2.000	0	96.2	71.2	129				
Chlorobenzene	2.00	0.100	2.000	0	100	77.2	122				
1,1,1,2-Tetrachloroethane	2.00	0.100	2.000	0	100	76.2	130				
Ethylbenzene	2.00	0.100	2.000	0	100	78	127				
m,p-Xylene	4.03	0.100	4.000	0	101	77.5	130				
o-Xylene	2.05	0.100	2.000	0	102	77.6	126				
Styrene	1.99	0.100	2.000	0	99.4	66.8	137				
Isopropylbenzene	2.06	0.100	2.000	0	103	75.9	133				
Bromoform	1.90	0.100	2.000	0	94.8	54.1	146				
1,1,1,2,2-Tetrachloroethane	1.81	0.100	2.000	0	90.7	68	134				
n-Propylbenzene	1.99	0.100	2.000	0	99.5	77.1	133				
Bromobenzene	2.06	0.100	2.000	0	103	71.1	131				
1,3,5-Trimethylbenzene	2.02	0.100	2.000	0	101	76.2	133				
2-Chlorotoluene	2.02	0.100	2.000	0	101	67.1	137				
4-Chlorotoluene	2.02	0.100	2.000	0	101	70.7	132				
tert-Butylbenzene	2.04	0.100	2.000	0	102	71.3	139				
1,2,3-Trichloropropane	1.87	0.100	2.000	0	93.7	70.8	132				
1,2,4-Trichlorobenzene	1.87	0.200	2.000	0	93.6	61.4	139				

Work Order: 1904450
 CLIENT: Environmental Partners, Inc.
 Project: WHITNEY'S

QC SUMMARY REPORT
Volatile Organic Compounds by EPA Method 8260C

Sample ID	LCS-24325	SampType:	LCS	Units:	µg/L	Prep Date:	4/29/2019	RunNo:	51034		
Client ID:	LCSW	Batch ID:	24325			Analysis Date:	4/29/2019	SeqNo:	1003154		
Analyte	Result	RL	SPK value	SPK Ref Val	%REC	LowLimit	HighLimit	RPD Ref Val	%RPD	RPDLimit	Qual

sec-Butylbenzene	1.99	0.100	2.000	0	99.5	77.4	136				
4-Isopropyltoluene	1.94	0.100	2.000	0	97.2	78.1	131				
1,3-Dichlorobenzene	2.07	0.100	2.000	0	103	73.5	125				
1,4-Dichlorobenzene	2.08	0.100	2.000	0	104	71.4	125				
n-Butylbenzene	1.92	0.100	2.000	0	96.0	69.8	138				
1,2-Dichlorobenzene	2.04	0.100	2.000	0	102	74.2	123				
1,2-Dibromo-3-chloropropane	1.64	0.100	2.000	0	81.8	53.6	155				
1,2,4-Trimethylbenzene	2.00	0.100	2.000	0	100	72.3	133				
Hexachlorobutadiene	2.07	0.400	2.000	0	103	60.9	141				
Naphthalene	1.81	0.100	2.000	0	90.6	58.2	140				
1,2,3-Trichlorobenzene	1.94	0.400	2.000	0	97.2	61.3	133				
Surr: Dibromofluoromethane	2.45		2.500		98.1	56.4	141				
Surr: Toluene-d8	2.45		2.500		97.8	66	138				
Surr: 1-Bromo-4-fluorobenzene-BFB	2.55		2.500		102	64.7	128				

NOTES:

S - Outlying spike recovery observed (high bias). Samples are non-detect for this analyte; no further action required.

Work Order: 1904450
 CLIENT: Environmental Partners, Inc.
 Project: WHITNEY'S

QC SUMMARY REPORT
Gasoline by NWTPH-Gx

Sample ID MB-24325	SampType: MBLK	Units: µg/L			Prep Date: 4/29/2019	RunNo: 51035					
Client ID: MBLKW	Batch ID: 24325				Analysis Date: 4/29/2019	SeqNo: 1003165					
Analyte	Result	RL	SPK value	SPK Ref Val	%REC	LowLimit	HighLimit	RPD Ref Val	%RPD	RPDLimit	Qual

Gasoline	ND	5.00									
Surr: 4-Bromofluorobenzene	2.47		2.500		98.7	65	135				
Surr: Toluene-d8	2.42		2.500		96.9	65	135				

Sample ID 1904440-001AREP	SampType: REP	Units: µg/L			Prep Date: 4/29/2019	RunNo: 51035					
Client ID: BATCH	Batch ID: 24325				Analysis Date: 4/29/2019	SeqNo: 1003160					
Analyte	Result	RL	SPK value	SPK Ref Val	%REC	LowLimit	HighLimit	RPD Ref Val	%RPD	RPDLimit	Qual

Gasoline	ND	50.0						0		30	D
Surr: 4-Bromofluorobenzene	25.0		25.00		99.8	65	135		0		D
Surr: Toluene-d8	24.3		25.00		97.0	65	135		0		D

Sample ID LCS-24325	SampType: LCS	Units: µg/L			Prep Date: 4/29/2019	RunNo: 51035					
Client ID: LCSW	Batch ID: 24325				Analysis Date: 4/29/2019	SeqNo: 1003164					
Analyte	Result	RL	SPK value	SPK Ref Val	%REC	LowLimit	HighLimit	RPD Ref Val	%RPD	RPDLimit	Qual

Gasoline	51.3	5.00	50.00	0	103	65	135				
Surr: 4-Bromofluorobenzene	2.53		2.500		101	65	135				
Surr: Toluene-d8	2.39		2.500		95.7	65	135				

Client Name: **EPI**

 Work Order Number: **1904450**

 Logged by: **Brianna Barnes**

 Date Received: **4/26/2019 4:55:00 PM**
Chain of Custody

1. Is Chain of Custody complete? Yes No Not Present
2. How was the sample delivered? Client

Log In

3. Coolers are present? Yes No NA
- Air sample.**
4. Shipping container/cooler in good condition? Yes No
5. Custody Seals present on shipping container/cooler?
(Refer to comments for Custody Seals not intact) Yes No Not Required
6. Was an attempt made to cool the samples? Yes No NA
7. Were all items received at a temperature of >0°C to 10.0°C * Yes No NA
8. Sample(s) in proper container(s)? Yes No
9. Sufficient sample volume for indicated test(s)? Yes No
10. Are samples properly preserved? Yes No
11. Was preservative added to bottles? Yes No NA
12. Is there headspace in the VOA vials? Yes No NA
13. Did all samples containers arrive in good condition(unbroken)? Yes No
14. Does paperwork match bottle labels? Yes No
15. Are matrices correctly identified on Chain of Custody? Yes No
16. Is it clear what analyses were requested? Yes No
17. Were all holding times able to be met? Yes No

Special Handling (if applicable)

18. Was client notified of all discrepancies with this order? Yes No NA

Person Notified:	<input type="text"/>	Date	<input type="text"/>
By Whom:	<input type="text"/>	Via:	<input type="checkbox"/> eMail <input type="checkbox"/> Phone <input type="checkbox"/> Fax <input type="checkbox"/> In Person
Regarding:	<input type="text"/>		
Client Instructions:	<input type="text"/>		

19. Additional remarks:

Item Information

* Note: DoD/ELAP and TNI require items to be received at 4°C +/- 2°C



3600 Fremont Ave. N.
Seattle, WA 98103
T: (206) 352-3790
F: (206) 352-7178
info@fremontanalytical.com

Environmental Partners, Inc.
Sean Trimble
1180 NW Maple Street, Suite 310
Issaquah, WA 98027

RE: Whitney's
Work Order Number: 1906007

June 10, 2019

Attention Sean Trimble:

Fremont Analytical, Inc. received 1 sample(s) on 6/3/2019 for the analyses presented in the following report.

Gasoline by NWTPH-Gx
Volatile Organic Compounds by EPA Method 8260C

This report consists of the following:

- Case Narrative
- Analytical Results
- Applicable Quality Control Summary Reports
- Chain of Custody

All analyses were performed consistent with the Quality Assurance program of Fremont Analytical, Inc. Please contact the laboratory if you should have any questions about the results.

Thank you for using Fremont Analytical.

Sincerely,

A handwritten signature in black ink, appearing to read "Mike C. Ridgeway", written in a cursive style.

Mike Ridgeway
Laboratory Director

DoD/ELAP Certification #L17-135, ISO/IEC 17025:2005
ORELAP Certification: WA 100009-007 (NELAP Recognized)



Date: 06/10/2019

CLIENT: Environmental Partners, Inc.
Project: Whitney's
Work Order: 1906007

Work Order Sample Summary

Lab Sample ID	Client Sample ID	Date/Time Collected	Date/Time Received
1906007-001	INF-0603	06/03/2019 12:00 PM	06/03/2019 2:00 PM

CLIENT: Environmental Partners, Inc.

Project: Whitney's

I. SAMPLE RECEIPT:

Samples receipt information is recorded on the attached Sample Receipt Checklist.

II. GENERAL REPORTING COMMENTS:

Results are reported on a wet weight basis unless dry-weight correction is denoted in the units field on the analytical report ("mg/kg-dry" or "ug/kg-dry").

Matrix Spike (MS) and MS Duplicate (MSD) samples are tested from an analytical batch of "like" matrix to check for possible matrix effect. The MS and MSD will provide site specific matrix data only for those samples which are spiked by the laboratory. The sample chosen for spike purposes may or may not have been a sample submitted in this sample delivery group. The validity of the analytical procedures for which data is reported in this analytical report is determined by the Laboratory Control Sample (LCS) and the Method Blank (MB). The LCS and the MB are processed with the samples and the MS/MSD to ensure method criteria are achieved throughout the entire analytical process.

III. ANALYSES AND EXCEPTIONS:

Exceptions associated with this report will be footnoted in the analytical results page(s) or the quality control summary page(s) and/or noted below.

Qualifiers:

- * - Flagged value is not within established control limits
- B - Analyte detected in the associated Method Blank
- D - Dilution was required
- E - Value above quantitation range
- H - Holding times for preparation or analysis exceeded
- I - Analyte with an internal standard that does not meet established acceptance criteria
- J - Analyte detected below Reporting Limit
- N - Tentatively Identified Compound (TIC)
- Q - Analyte with an initial or continuing calibration that does not meet established acceptance criteria (<20%RSD, <20% Drift or minimum RRF)
- S - Spike recovery outside accepted recovery limits
- ND - Not detected at the Reporting Limit
- R - High relative percent difference observed

Acronyms:

- %Rec - Percent Recovery
- CCB - Continued Calibration Blank
- CCV - Continued Calibration Verification
- DF - Dilution Factor
- HEM - Hexane Extractable Material
- ICV - Initial Calibration Verification
- LCS/LCSD - Laboratory Control Sample / Laboratory Control Sample Duplicate
- MB or MBLANK - Method Blank
- MDL - Method Detection Limit
- MS/MSD - Matrix Spike / Matrix Spike Duplicate
- PDS - Post Digestion Spike
- Ref Val - Reference Value
- RL - Reporting Limit
- RPD - Relative Percent Difference
- SD - Serial Dilution
- SGT - Silica Gel Treatment
- SPK - Spike
- Surr - Surrogate



Client: Environmental Partners, Inc.

Collection Date: 6/3/2019 12:00:00 PM

Project: Whitney's

Lab ID: 1906007-001

Matrix: Air

Client Sample ID: INF-0603

Analyses	Result	RL	Qual	Units	DF	Date Analyzed
----------	--------	----	------	-------	----	---------------

Volatile Organic Compounds by EPA Method 8260C

Batch ID: 24805

Analyst: CR

Dichlorodifluoromethane	ND	0.100		µg/L	1	6/5/2019 11:00:33 AM
Chloromethane	ND	0.100		µg/L	1	6/5/2019 11:00:33 AM
Vinyl chloride	ND	0.0200		µg/L	1	6/5/2019 11:00:33 AM
Bromomethane	ND	0.100		µg/L	1	6/5/2019 11:00:33 AM
Trichlorofluoromethane (CFC-11)	ND	0.100		µg/L	1	6/5/2019 11:00:33 AM
Chloroethane	ND	0.100		µg/L	1	6/5/2019 11:00:33 AM
1,1-Dichloroethene	ND	0.100		µg/L	1	6/5/2019 11:00:33 AM
Methylene chloride	ND	0.100		µg/L	1	6/5/2019 11:00:33 AM
trans-1,2-Dichloroethene	ND	0.100		µg/L	1	6/5/2019 11:00:33 AM
Methyl tert-butyl ether (MTBE)	ND	0.100		µg/L	1	6/5/2019 11:00:33 AM
1,1-Dichloroethane	ND	0.100		µg/L	1	6/5/2019 11:00:33 AM
2,2-Dichloropropane	ND	0.200		µg/L	1	6/5/2019 11:00:33 AM
cis-1,2-Dichloroethene	ND	0.100		µg/L	1	6/5/2019 11:00:33 AM
Chloroform	ND	0.100		µg/L	1	6/5/2019 11:00:33 AM
1,1,1-Trichloroethane (TCA)	ND	0.100		µg/L	1	6/5/2019 11:00:33 AM
1,1-Dichloropropene	ND	0.100		µg/L	1	6/5/2019 11:00:33 AM
Carbon tetrachloride	ND	0.100		µg/L	1	6/5/2019 11:00:33 AM
1,2-Dichloroethane (EDC)	ND	0.100		µg/L	1	6/5/2019 11:00:33 AM
Benzene	ND	0.100		µg/L	1	6/5/2019 11:00:33 AM
Trichloroethene (TCE)	ND	0.0500		µg/L	1	6/5/2019 11:00:33 AM
1,2-Dichloropropane	ND	0.100		µg/L	1	6/5/2019 11:00:33 AM
Bromodichloromethane	ND	0.100		µg/L	1	6/5/2019 11:00:33 AM
Dibromomethane	ND	0.100		µg/L	1	6/5/2019 11:00:33 AM
cis-1,3-Dichloropropene	ND	0.100		µg/L	1	6/5/2019 11:00:33 AM
Toluene	ND	0.100		µg/L	1	6/5/2019 11:00:33 AM
trans-1,3-Dichloropropylene	ND	0.100		µg/L	1	6/5/2019 11:00:33 AM
1,1,2-Trichloroethane	ND	0.100		µg/L	1	6/5/2019 11:00:33 AM
1,3-Dichloropropane	ND	0.100		µg/L	1	6/5/2019 11:00:33 AM
Tetrachloroethene (PCE)	ND	0.100		µg/L	1	6/5/2019 11:00:33 AM
Dibromochloromethane	ND	0.100		µg/L	1	6/5/2019 11:00:33 AM
1,2-Dibromoethane (EDB)	ND	0.0250		µg/L	1	6/5/2019 11:00:33 AM
Chlorobenzene	ND	0.100		µg/L	1	6/5/2019 11:00:33 AM
1,1,1,2-Tetrachloroethane	ND	0.100		µg/L	1	6/5/2019 11:00:33 AM
Ethylbenzene	ND	0.100		µg/L	1	6/5/2019 11:00:33 AM
m,p-Xylene	ND	0.100		µg/L	1	6/5/2019 11:00:33 AM
o-Xylene	ND	0.100		µg/L	1	6/5/2019 11:00:33 AM
Styrene	ND	0.100		µg/L	1	6/5/2019 11:00:33 AM
Isopropylbenzene	ND	0.100		µg/L	1	6/5/2019 11:00:33 AM
Bromoform	ND	0.100		µg/L	1	6/5/2019 11:00:33 AM



Client: Environmental Partners, Inc.

Collection Date: 6/3/2019 12:00:00 PM

Project: Whitney's

Lab ID: 1906007-001

Matrix: Air

Client Sample ID: INF-0603

Analyses	Result	RL	Qual	Units	DF	Date Analyzed
----------	--------	----	------	-------	----	---------------

Volatile Organic Compounds by EPA Method 8260C

Batch ID: 24805

Analyst: CR

1,1,2,2-Tetrachloroethane	ND	0.100		µg/L	1	6/5/2019 11:00:33 AM
n-Propylbenzene	ND	0.100		µg/L	1	6/5/2019 11:00:33 AM
Bromobenzene	ND	0.100		µg/L	1	6/5/2019 11:00:33 AM
1,3,5-Trimethylbenzene	ND	0.100		µg/L	1	6/5/2019 11:00:33 AM
2-Chlorotoluene	ND	0.100		µg/L	1	6/5/2019 11:00:33 AM
4-Chlorotoluene	ND	0.100		µg/L	1	6/5/2019 11:00:33 AM
tert-Butylbenzene	ND	0.100		µg/L	1	6/5/2019 11:00:33 AM
1,2,3-Trichloropropane	ND	0.100		µg/L	1	6/5/2019 11:00:33 AM
1,2,4-Trichlorobenzene	ND	0.200		µg/L	1	6/5/2019 11:00:33 AM
sec-Butylbenzene	ND	0.100		µg/L	1	6/5/2019 11:00:33 AM
4-Isopropyltoluene	ND	0.100		µg/L	1	6/5/2019 11:00:33 AM
1,3-Dichlorobenzene	ND	0.100		µg/L	1	6/5/2019 11:00:33 AM
1,4-Dichlorobenzene	ND	0.100		µg/L	1	6/5/2019 11:00:33 AM
n-Butylbenzene	ND	0.100		µg/L	1	6/5/2019 11:00:33 AM
1,2-Dichlorobenzene	ND	0.100		µg/L	1	6/5/2019 11:00:33 AM
1,2-Dibromo-3-chloropropane	ND	0.100		µg/L	1	6/5/2019 11:00:33 AM
1,2,4-Trimethylbenzene	ND	0.100		µg/L	1	6/5/2019 11:00:33 AM
Hexachlorobutadiene	ND	0.400		µg/L	1	6/5/2019 11:00:33 AM
Naphthalene	ND	0.100		µg/L	1	6/5/2019 11:00:33 AM
1,2,3-Trichlorobenzene	ND	0.400		µg/L	1	6/5/2019 11:00:33 AM
Surr: Dibromofluoromethane	95.3	56.4 - 141		%Rec	1	6/5/2019 11:00:33 AM
Surr: Toluene-d8	86.8	66 - 138		%Rec	1	6/5/2019 11:00:33 AM
Surr: 1-Bromo-4-fluorobenzene-BFB	95.0	64.7 - 128		%Rec	1	6/5/2019 11:00:33 AM

Gasoline by NWTPH-Gx

Batch ID: 24805

Analyst: CR

Gasoline	ND	5.00		µg/L	1	6/5/2019 11:00:33 AM
Gasoline	ND	1.22		ppmv	1	6/5/2019 11:00:33 AM
Surr: 4-Bromofluorobenzene	100	65 - 135		%Rec	1	6/5/2019 11:00:33 AM
Surr: Toluene-d8	98.4	65 - 135		%Rec	1	6/5/2019 11:00:33 AM

Work Order: 1906007
CLIENT: Environmental Partners, Inc.
Project: Whitney's

QC SUMMARY REPORT
Volatile Organic Compounds by EPA Method 8260C

Sample ID: MB-24805	SampType: MBLK	Units: µg/L	Prep Date: 6/5/2019	RunNo: 51949
Client ID: MBLKW	Batch ID: 24805		Analysis Date: 6/5/2019	SeqNo: 1025246

Analyte	Result	RL	SPK value	SPK Ref Val	%REC	LowLimit	HighLimit	RPD Ref Val	%RPD	RPDLimit	Qual
Dichlorodifluoromethane	ND	0.100									
Chloromethane	ND	0.100									
Vinyl chloride	ND	0.0200									
Bromomethane	ND	0.100									
Trichlorofluoromethane (CFC-11)	ND	0.100									
Chloroethane	ND	0.100									
1,1-Dichloroethene	ND	0.100									
Methylene chloride	ND	0.100									
trans-1,2-Dichloroethene	ND	0.100									
Methyl tert-butyl ether (MTBE)	ND	0.100									
1,1-Dichloroethane	ND	0.100									
2,2-Dichloropropane	ND	0.200									
cis-1,2-Dichloroethene	ND	0.100									
Chloroform	ND	0.100									
1,1,1-Trichloroethane (TCA)	ND	0.100									
1,1-Dichloropropene	ND	0.100									
Carbon tetrachloride	ND	0.100									
1,2-Dichloroethane (EDC)	ND	0.100									
Benzene	ND	0.100									
Trichloroethene (TCE)	ND	0.0500									
1,2-Dichloropropane	ND	0.100									
Bromodichloromethane	ND	0.100									
Dibromomethane	ND	0.100									
cis-1,3-Dichloropropene	ND	0.100									
Toluene	ND	0.100									
trans-1,3-Dichloropropylene	ND	0.100									
1,1,2-Trichloroethane	ND	0.100									
1,3-Dichloropropane	ND	0.100									
Tetrachloroethene (PCE)	ND	0.100									
Dibromochloromethane	ND	0.100									
1,2-Dibromoethane (EDB)	ND	0.0250									



Work Order: 1906007
CLIENT: Environmental Partners, Inc.
Project: Whitney's

QC SUMMARY REPORT
Volatile Organic Compounds by EPA Method 8260C

Sample ID MB-24805	SampType: MBLK	Units: µg/L	Prep Date: 6/5/2019	RunNo: 51949
Client ID: MBLKW	Batch ID: 24805		Analysis Date: 6/5/2019	SeqNo: 1025246

Analyte	Result	RL	SPK value	SPK Ref Val	%REC	LowLimit	HighLimit	RPD Ref Val	%RPD	RPDLimit	Qual
Chlorobenzene	ND	0.100									
1,1,1,2-Tetrachloroethane	ND	0.100									
Ethylbenzene	ND	0.100									
m,p-Xylene	ND	0.100									
o-Xylene	ND	0.100									
Styrene	ND	0.100									
Isopropylbenzene	ND	0.100									
Bromoform	ND	0.100									
1,1,2,2-Tetrachloroethane	ND	0.100									
n-Propylbenzene	ND	0.100									
Bromobenzene	ND	0.100									
1,3,5-Trimethylbenzene	ND	0.100									
2-Chlorotoluene	ND	0.100									
4-Chlorotoluene	ND	0.100									
tert-Butylbenzene	ND	0.100									
1,2,3-Trichloropropane	ND	0.100									
1,2,4-Trichlorobenzene	ND	0.200									
sec-Butylbenzene	ND	0.100									
4-Isopropyltoluene	ND	0.100									
1,3-Dichlorobenzene	ND	0.100									
1,4-Dichlorobenzene	ND	0.100									
n-Butylbenzene	ND	0.100									
1,2-Dichlorobenzene	ND	0.100									
1,2-Dibromo-3-chloropropane	ND	0.100									
1,2,4-Trimethylbenzene	ND	0.100									
Hexachlorobutadiene	ND	0.400									
Naphthalene	ND	0.100									
1,2,3-Trichlorobenzene	ND	0.400									
Surr: Dibromofluoromethane	2.18		2.500		87.2	56.4	141				
Surr: Toluene-d8	2.34		2.500		93.5	66	138				
Surr: 1-Bromo-4-fluorobenzene-BFB	2.21		2.500		88.5	64.7	128				



Work Order: 1906007
CLIENT: Environmental Partners, Inc.
Project: Whitney's

QC SUMMARY REPORT
Volatile Organic Compounds by EPA Method 8260C

Sample ID MB-24805	SampType: MBLK	Units: µg/L	Prep Date: 6/5/2019	RunNo: 51949							
Client ID: MBLKW	Batch ID: 24805		Analysis Date: 6/5/2019	SeqNo: 1025246							
Analyte	Result	RL	SPK value	SPK Ref Val	%REC	LowLimit	HighLimit	RPD Ref Val	%RPD	RPDLimit	Qual

NOTES:

I - Indicates an analyte with an internal standard that does not meet established acceptance criteria.

Sample ID 1906029-001AREP	SampType: REP	Units: µg/L	Prep Date: 6/5/2019	RunNo: 51949							
Client ID: BATCH	Batch ID: 24805		Analysis Date: 6/5/2019	SeqNo: 1025247							
Analyte	Result	RL	SPK value	SPK Ref Val	%REC	LowLimit	HighLimit	RPD Ref Val	%RPD	RPDLimit	Qual
Dichlorodifluoromethane	ND	0.100						0		30	
Chloromethane	ND	0.100						0		30	
Vinyl chloride	ND	0.0200						0		30	
Bromomethane	ND	0.100						0		30	
Trichlorofluoromethane (CFC-11)	ND	0.100						0		30	
Chloroethane	ND	0.100						0		30	
1,1-Dichloroethene	ND	0.100						0		30	
Methylene chloride	ND	0.100						0		30	
trans-1,2-Dichloroethene	ND	0.100						0		30	
Methyl tert-butyl ether (MTBE)	ND	0.100						0		30	
1,1-Dichloroethane	ND	0.100						0		30	
2,2-Dichloropropane	ND	0.200						0		30	
cis-1,2-Dichloroethene	ND	0.100						0		30	
Chloroform	ND	0.100						0		30	
1,1,1-Trichloroethane (TCA)	ND	0.100						0		30	
1,1-Dichloropropene	ND	0.100						0		30	
Carbon tetrachloride	ND	0.100						0		30	
1,2-Dichloroethane (EDC)	ND	0.100						0		30	
Benzene	ND	0.100						0		30	
Trichloroethene (TCE)	0.977	0.0500						1.315	29.5	30	
1,2-Dichloropropane	ND	0.100						0		30	
Bromodichloromethane	ND	0.100						0		30	
Dibromomethane	ND	0.100						0		30	
cis-1,3-Dichloropropene	ND	0.100						0		30	



Work Order: 1906007
CLIENT: Environmental Partners, Inc.
Project: Whitney's

QC SUMMARY REPORT
Volatile Organic Compounds by EPA Method 8260C

Sample ID: 1906029-001AREP	SampType: REP	Units: µg/L	Prep Date: 6/5/2019	RunNo: 51949
Client ID: BATCH	Batch ID: 24805		Analysis Date: 6/5/2019	SeqNo: 1025247

Analyte	Result	RL	SPK value	SPK Ref Val	%REC	LowLimit	HighLimit	RPD Ref Val	%RPD	RPDLimit	Qual
Toluene	ND	0.100						0		30	
trans-1,3-Dichloropropylene	ND	0.100						0		30	
1,1,2-Trichloroethane	ND	0.100						0		30	
1,3-Dichloropropane	ND	0.100						0		30	
Tetrachloroethene (PCE)	ND	0.100						0.1121	28.9	30	
Dibromochloromethane	ND	0.100						0		30	
1,2-Dibromoethane (EDB)	ND	0.0250						0		30	
Chlorobenzene	ND	0.100						0		30	
1,1,1,2-Tetrachloroethane	ND	0.100						0		30	
Ethylbenzene	ND	0.100						0		30	
m,p-Xylene	ND	0.100						0		30	
o-Xylene	ND	0.100						0		30	
Styrene	ND	0.100						0		30	
Isopropylbenzene	ND	0.100						0		30	
Bromoform	ND	0.100						0		30	
1,1,1,2,2-Tetrachloroethane	ND	0.100						0		30	
n-Propylbenzene	ND	0.100						0		30	
Bromobenzene	ND	0.100						0		30	
1,3,5-Trimethylbenzene	ND	0.100						0		30	
2-Chlorotoluene	ND	0.100						0		30	
4-Chlorotoluene	ND	0.100						0		30	
tert-Butylbenzene	ND	0.100						0		30	
1,2,3-Trichloropropane	ND	0.100						0		30	
1,2,4-Trichlorobenzene	ND	0.200						0		30	
sec-Butylbenzene	ND	0.100						0		30	
4-Isopropyltoluene	ND	0.100						0		30	
1,3-Dichlorobenzene	ND	0.100						0		30	
1,4-Dichlorobenzene	ND	0.100						0		30	
n-Butylbenzene	ND	0.100						0		30	
1,2-Dichlorobenzene	ND	0.100						0		30	
1,2-Dibromo-3-chloropropane	ND	0.100						0		30	

Work Order: 1906007
CLIENT: Environmental Partners, Inc.
Project: Whitney's

QC SUMMARY REPORT
Volatile Organic Compounds by EPA Method 8260C

Sample ID 1906029-001AREP	SampType: REP	Units: µg/L			Prep Date: 6/5/2019	RunNo: 51949					
Client ID: BATCH	Batch ID: 24805				Analysis Date: 6/5/2019	SeqNo: 1025247					
Analyte	Result	RL	SPK value	SPK Ref Val	%REC	LowLimit	HighLimit	RPD Ref Val	%RPD	RPDLimit	Qual
1,2,4-Trimethylbenzene	ND	0.100						0		30	
Hexachlorobutadiene	ND	0.400						0		30	
Naphthalene	ND	0.100						0		30	
1,2,3-Trichlorobenzene	ND	0.400						0		30	
Surr: Dibromofluoromethane	2.37		2.500		94.7	61.1	128		0		
Surr: Toluene-d8	2.38		2.500		95.4	68.2	129		0		
Surr: 1-Bromo-4-fluorobenzene-BFB	2.42		2.500		96.7	64.7	128		0		

Sample ID LCS-24805	SampType: LCS	Units: µg/L			Prep Date: 6/5/2019	RunNo: 51949					
Client ID: LCSW	Batch ID: 24805				Analysis Date: 6/5/2019	SeqNo: 1025244					
Analyte	Result	RL	SPK value	SPK Ref Val	%REC	LowLimit	HighLimit	RPD Ref Val	%RPD	RPDLimit	Qual
Dichlorodifluoromethane	2.67	0.100	2.000	0	134	38.8	143				
Chloromethane	2.35	0.100	2.000	0	118	42.5	131				
Vinyl chloride	2.07	0.0200	2.000	0	103	56.2	130				
Bromomethane	2.32	0.100	2.000	0	116	45.4	138				
Trichlorofluoromethane (CFC-11)	1.98	0.100	2.000	0	99.2	64.7	129				
Chloroethane	2.07	0.100	2.000	0	103	62.5	123				
1,1-Dichloroethene	1.94	0.100	2.000	0	96.8	60.7	146				
Methylene chloride	1.88	0.100	2.000	0	94.2	60.3	135				
trans-1,2-Dichloroethene	1.88	0.100	2.000	0	93.8	71.3	129				
Methyl tert-butyl ether (MTBE)	1.92	0.100	2.000	0	96.2	59.3	138				
1,1-Dichloroethane	1.89	0.100	2.000	0	94.4	71.3	129				
2,2-Dichloropropane	2.64	0.200	2.000	0	132	37.8	132				S
cis-1,2-Dichloroethene	1.99	0.100	2.000	0	99.4	67.5	127				
Chloroform	2.00	0.100	2.000	0	100	70.3	123				
1,1,1-Trichloroethane (TCA)	2.00	0.100	2.000	0	100	67.9	134				
1,1-Dichloropropene	1.99	0.100	2.000	0	99.5	72.1	133				
Carbon tetrachloride	1.99	0.100	2.000	0	99.3	64.4	133				
1,2-Dichloroethane (EDC)	1.95	0.100	2.000	0	97.4	65.8	126				

Work Order: 1906007
 CLIENT: Environmental Partners, Inc.
 Project: Whitney's

QC SUMMARY REPORT
Volatile Organic Compounds by EPA Method 8260C

Sample ID	LCS-24805	SampType:	LCS	Units:	µg/L	Prep Date:	6/5/2019	RunNo:	51949
Client ID:	LCSW	Batch ID:	24805			Analysis Date:	6/5/2019	SeqNo:	1025244

Analyte	Result	RL	SPK value	SPK Ref Val	%REC	LowLimit	HighLimit	RPD Ref Val	%RPD	RPDLimit	Qual
Benzene	1.99	0.100	2.000	0	99.5	67.1	132				
Trichloroethene (TCE)	1.82	0.0500	2.000	0	91.0	71.9	130				
1,2-Dichloropropane	1.81	0.100	2.000	0	90.7	71.9	131				
Bromodichloromethane	1.82	0.100	2.000	0	91.0	70	130				
Dibromomethane	1.84	0.100	2.000	0	92.1	74.2	125				
cis-1,3-Dichloropropene	1.89	0.100	2.000	0	94.7	62.8	135				
Toluene	1.86	0.100	2.000	0	92.9	73.6	127				
trans-1,3-Dichloropropylene	1.98	0.100	2.000	0	99.0	58.1	138				
1,1,2-Trichloroethane	1.85	0.100	2.000	0	92.6	65.4	128				
1,3-Dichloropropane	1.83	0.100	2.000	0	91.4	71.9	131				
Tetrachloroethene (PCE)	1.87	0.100	2.000	0	93.5	52.4	140				
Dibromochloromethane	1.83	0.100	2.000	0	91.3	68.7	139				
1,2-Dibromoethane (EDB)	1.87	0.0250	2.000	0	93.4	71.2	129				
Chlorobenzene	2.02	0.100	2.000	0	101	77.2	122				
1,1,1,2-Tetrachloroethane	2.04	0.100	2.000	0	102	76.2	130				
Ethylbenzene	2.05	0.100	2.000	0	103	78	127				
m,p-Xylene	4.05	0.100	4.000	0	101	77.5	130				
o-Xylene	2.02	0.100	2.000	0	101	77.6	126				
Styrene	2.00	0.100	2.000	0	99.9	66.8	137				
Isopropylbenzene	2.05	0.100	2.000	0	103	75.9	133				
Bromoform	1.82	0.100	2.000	0	91.0	54.1	146				
1,1,1,2-Tetrachloroethane	1.96	0.100	2.000	0	97.9	68	134				
n-Propylbenzene	2.05	0.100	2.000	0	103	77.1	133				
Bromobenzene	1.98	0.100	2.000	0	99.0	71.1	131				
1,3,5-Trimethylbenzene	2.01	0.100	2.000	0	101	76.2	133				
2-Chlorotoluene	2.07	0.100	2.000	0	103	67.1	137				
4-Chlorotoluene	2.04	0.100	2.000	0	102	70.7	132				
tert-Butylbenzene	2.01	0.100	2.000	0	101	71.3	139				
1,2,3-Trichloropropane	2.09	0.100	2.000	0	105	70.8	132				
1,2,4-Trichlorobenzene	2.22	0.200	2.000	0	111	61.4	139				
sec-Butylbenzene	2.04	0.100	2.000	0	102	77.4	136				

Work Order: 1906007
CLIENT: Environmental Partners, Inc.
Project: Whitney's

QC SUMMARY REPORT
Volatile Organic Compounds by EPA Method 8260C

Sample ID	LCS-24805	SampType:	LCS	Units:	µg/L	Prep Date:	6/5/2019	RunNo:	51949
Client ID:	LCSW	Batch ID:	24805			Analysis Date:	6/5/2019	SeqNo:	1025244

Analyte	Result	RL	SPK value	SPK Ref Val	%REC	LowLimit	HighLimit	RPD Ref Val	%RPD	RPDLimit	Qual
4-Isopropyltoluene	1.99	0.100	2.000	0	99.5	78.1	131				
1,3-Dichlorobenzene	2.05	0.100	2.000	0	103	73.5	125				
1,4-Dichlorobenzene	2.07	0.100	2.000	0	103	71.4	125				
n-Butylbenzene	2.15	0.100	2.000	0	107	69.8	138				
1,2-Dichlorobenzene	2.06	0.100	2.000	0	103	74.2	123				
1,2-Dibromo-3-chloropropane	2.08	0.100	2.000	0	104	53.6	155				
1,2,4-Trimethylbenzene	2.03	0.100	2.000	0	102	72.3	133				
Hexachlorobutadiene	2.08	0.400	2.000	0	104	60.9	141				
Naphthalene	2.18	0.100	2.000	0	109	58.2	140				
1,2,3-Trichlorobenzene	2.21	0.400	2.000	0	111	61.3	133				
Surr: Dibromofluoromethane	2.47		2.500		98.9	56.4	141				
Surr: Toluene-d8	2.29		2.500		91.6	66	138				
Surr: 1-Bromo-4-fluorobenzene-BFB	2.70		2.500		108	64.7	128				

NOTES:

S - Outlying spike recovery observed (high bias).

Work Order: 1906007
 CLIENT: Environmental Partners, Inc.
 Project: Whitney's

QC SUMMARY REPORT
Gasoline by NWTPH-Gx

Sample ID	LCS-24805	SampType:	LCS	Units:	µg/L	Prep Date:	6/5/2019	RunNo:	51950		
Client ID:	LCSW	Batch ID:	24805			Analysis Date:	6/5/2019	SeqNo:	1025270		
Analyte	Result	RL	SPK value	SPK Ref Val	%REC	LowLimit	HighLimit	RPD Ref Val	%RPD	RPDLimit	Qual

Gasoline	46.9	5.00	50.00	0	93.8	65	135				
Surr: 4-Bromofluorobenzene	2.56		2.500		102	65	135				
Surr: Toluene-d8	2.48		2.500		99.2	65	135				

Sample ID	MB-24805	SampType:	MBLK	Units:	µg/L	Prep Date:	6/5/2019	RunNo:	51950		
Client ID:	MBLKW	Batch ID:	24805			Analysis Date:	6/5/2019	SeqNo:	1025271		
Analyte	Result	RL	SPK value	SPK Ref Val	%REC	LowLimit	HighLimit	RPD Ref Val	%RPD	RPDLimit	Qual

Gasoline	ND	5.00									
Surr: 4-Bromofluorobenzene	2.26		2.500		90.5	65	135				
Surr: Toluene-d8	2.49		2.500		99.7	65	135				

Sample ID	1906029-001AREP	SampType:	REP	Units:	µg/L	Prep Date:	6/5/2019	RunNo:	51950		
Client ID:	BATCH	Batch ID:	24805			Analysis Date:	6/5/2019	SeqNo:	1025267		
Analyte	Result	RL	SPK value	SPK Ref Val	%REC	LowLimit	HighLimit	RPD Ref Val	%RPD	RPDLimit	Qual

Gasoline	ND	5.00						0		30	
Gasoline Range Organics (C6-C12)	5.38	5.00						5.089	5.48	30	
Surr: 4-Bromofluorobenzene	2.47		2.500		98.7	65	135		0		
Surr: Toluene-d8	2.45		2.500		98.1	65	135		0		

NOTES:

GRO - Indicates the presence of unresolved compounds eluting from hexane to dodecane (~C6-C12).

Client Name: **EPI**
 Logged by: **Clare Griggs**

Work Order Number: **1906007**
 Date Received: **6/3/2019 2:00:00 PM**

Chain of Custody

1. Is Chain of Custody complete? Yes No Not Present
 2. How was the sample delivered? Client

Log In

3. Coolers are present? Yes No NA
Air Sample
 4. Shipping container/cooler in good condition? Yes No
 5. Custody Seals present on shipping container/cooler?
 (Refer to comments for Custody Seals not intact) Yes No Not Required
 6. Was an attempt made to cool the samples? Yes No NA
 7. Were all items received at a temperature of >0°C to 10.0°C * Yes No NA
 8. Sample(s) in proper container(s)? Yes No
 9. Sufficient sample volume for indicated test(s)? Yes No
 10. Are samples properly preserved? Yes No
 11. Was preservative added to bottles? Yes No NA
 12. Is there headspace in the VOA vials? Yes No NA
 13. Did all samples containers arrive in good condition(unbroken)? Yes No
 14. Does paperwork match bottle labels? Yes No
 15. Are matrices correctly identified on Chain of Custody? Yes No
 16. Is it clear what analyses were requested? Yes No
 17. Were all holding times able to be met? Yes No

Special Handling (if applicable)

18. Was client notified of all discrepancies with this order? Yes No NA

Person Notified:	<input type="text"/>	Date	<input type="text"/>
By Whom:	<input type="text"/>	Via:	<input type="checkbox"/> eMail <input type="checkbox"/> Phone <input type="checkbox"/> Fax <input type="checkbox"/> In Person
Regarding:	<input type="text"/>		
Client Instructions:	<input type="text"/>		

19. Additional remarks:

Item Information

* Note: DoD/ELAP and TNI require items to be received at 4°C +/- 2°C

