

WHITMAN Environmental Sciences

6812 16th Avenue NE
Seattle, Washington 98115

Phone: (206) 523-3505
Whitenviro@yahoo.com

February 14, 2020

Centric Partners, LLC
2921 Eastlake Avenue E
Seattle, WA 98109

Attention: Mr. Michael Pollard

Subject: Workplan for Source Investigation
SE Parking Lot Plume
12th & Yesler Redevelopment Property
Seattle, Washington

Dear Mr. Pollard:

As you are aware, **Whitman Environmental Sciences (WES)**, has delineated a groundwater plume of vinyl chloride and related chlorinated solvents in the parking lot in the southeastern portion of the above referenced property. For identification in the redevelopment planning of the property, the area has been identified as the SE parking lot and the extent of contaminated groundwater has been identified as the SE parking lot plume. The plume appears to extend through the northern part of the SE parking lot from beneath the adjacent King County warehouse to the north.

The purpose of this investigation is to identify the likely source area of the SE parking lot plume. There are four potential areas where the plume may originate:

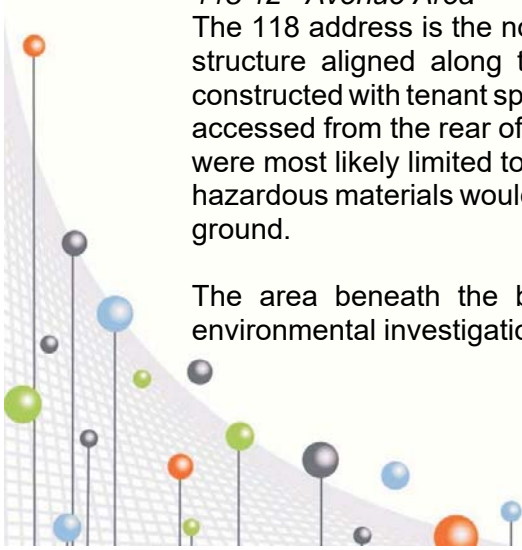
- The 118 12th Avenue tenant space, where prior tenants included a dry cleaner from about 1966 to 1972;
- An unidentified source beneath the King County warehouse related to past uses of that property;
- An former structure or disposal area at the northern edge of the SE parking lot, or
- An extended plume from the former Star Laundry facility at 160 12th Avenue, about 350 feet to the north.

Figure 1 illustrates the four areas and their relation to the SE parking lot plume. The available information about these potential sources is discussed below.

118 12th Avenue Area

The 118 address is the northernmost tenant space in the 110 -118 12th Avenue building, a 1940 structure aligned along the western side of the redevelopment property. The building was constructed with tenant spaces on an upper floor at street level, with unfinished crawlspaces below, accessed from the rear of the building. The crawlspaces are not suited for active tenant uses, so were most likely limited to utility access and storage. It suggests activities that used or managed hazardous materials would most likely have been on the upper level, without direct contact with the ground.

The area beneath the building and the open area to the east have been the subject of environmental investigations beginning in 2017. Three hand-augered borings were conducted in



the crawlspace beneath the building (HA-N, HA-S and HA-3). Six soil borings have been drilled in the open area to the east of the building (BN-1, BN-2, BN-3, BN-4, BN-17 and MW-14). Other more distant borings to the north, south and southeast have helped define the conditions of the full redevelopment property. The closest point of the SE parking lot plume is about 125 feet to the southeast of the 118 12th Avenue area.

Soil and reconnaissance groundwater samples were collected from each of the hand-augered and drilled borings. MW-14 was constructed as a permanent monitoring well that has been sampled on two occasions. No soil samples from any of the borings in this area have contained detectable concentrations of any chlorinated compounds under analysis by EPA Method 8260. A reconnaissance groundwater sample from HA-N evidenced vinyl chloride (1.9 ug/l), cis-1,2-dichloroethene (5.3 ug/l), and trichloroethene (1.6 ug/l), as well as several petroleum related volatile compounds that are attributable to the adjoining former service station to the north. Groundwater samples from MW-14 have detected vinyl chloride (0.25 to 0.65 ug/l) and cis-1,2 dichloroethene (1.8 to 2.3 ug/l), with no other detected compounds.

None of the other groundwater samples from borings HA-S, HA-3, BN-1, BN-2, BN-3, BN-4 or BN-17 contained detectable chlorinated compounds. Borings BN-1, BN-3, BN-4 and BN-17 are located between the former 118 12th Avenue tenant space and the SE parking lot plume. Groundwater samples from borings HA-S and BN-3 are near the impacted locations but evidenced only petroleum hydrocarbons attributable to the former service station. This indicates the area of chlorinated solvent is relatively limited and that contaminant migration has been generally southward from the service station area.

Water level measurements in monitoring wells in and around this portion of the property indicate a generally southward gradient. Borings HA-S, HA-3, BN-1, BN-2, BN-3, BN-4 and monitoring wells MW-2, MW-6 and MW-7 would all be considered downgradient with respect to groundwater and contaminant migration. Boring BN-17 would be considered generally cross-gradient. Of these locations, only MW-6, approximately 90 feet directly south of the 118 12th Avenue tenant space, has detected chlorinated compounds. Repeated sampling of MW-6 has identified cis-1,2-dichloroethene at concentrations ranging from 1.3 to 17 ug/l. Two out of four sampling events have detected low levels of tetrachloroethene (1.2 and 1.3 ug/l). One sampling event detected trichloroethene (1.7 ug/l). The presence of chlorinated compounds to the south reinforces the likely southward direction of migration of any plume originating from the 118 12th Avenue tenant space.

The SE parking lot plume is cross gradient with respect to groundwater or contaminant migration. There are no utilities, trenches or known preferential flow paths that would allow cross-gradient migration of contaminants. Regardless, the 118 12th Avenue tenant space is considered a potential source of the SE parking lot plume.

King County Warehouse Area

The King County warehouse was constructed in about 1954, replacing a small 1940s housing project. The structure was built on or very close to the property line that separates the subject property from the King County property. At the time of the warehouse construction, the SE parking lot was already in place, and appears to have already been paved.

The building construction consists of tilt-up pre-cast concrete panels on narrow grade-beam foundations, with the roof supported by columns built on spread footings. Foundation plans

showing the building outline and typical footing construction are attached in Appendix A. The foundation plans do not show footing drains and the base of footings would be at elevations above groundwater level, which is typically five to seven feet below the surface along the northern edge of the SE Parking Lot. The building construction does not suggest a preferential flow path that would influence the direction of groundwater migration.

The warehouse was identified as a records vault in early Assessor's records and identified as the warehouse for voting machines in Polk city directories in the 1960s. However, there is likely to have been building maintenance and possibly equipment repair occurring in or on the warehouses. Activities related to the warehouse uses or construction cannot be ruled out as potential sources of the chlorinated plume.

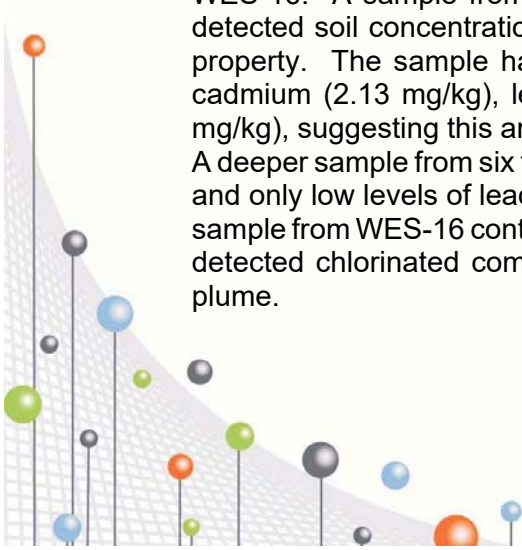
The row-houses that pre-dated the warehouse are also considered a potential source. Historical aerial photographs and Sanborn Fire Insurance Maps show long, narrow row-house buildings, one of which directly underlies the current warehouse. At the time, there was a fence separating the SE parking lot from the row house property. By the date of a 1953 aerial photograph the homes and fence line had been removed in preparation for the warehouse construction, but the long narrow foundations and floor slabs were still in place and the photo shows a disturbed area at the southern end of the westernmost strip of slabs. The westernmost row-house and disturbed area are directly upgradient of the SE parking lot plume with respect to groundwater or contaminant migration. The warehouse area is considered a potential source of the plume due to historical uses or conditions and the location relative to the plume.

SE Parking Lot Area

The SE parking lot has been a parking lot since the early 1950s, when the basement of the 104 12th Avenue building began to be used as a grocery. Prior to that, the lot was unpaved and fenced off. Early tenants of the 104 12th Avenue building included auto repair, fertilizer manufacturing and a junk dealer. There is a potential that these early uses of the building resulted in impacts to the property that were later paved over to become the parking lot.

Another potential source in the parking lot was a structure shown in a 1955 photograph of the King County warehouse from historical Assessor's records (included in Appendix A). The structure could be a crude incinerator, located about 40 feet east of the southwestern corner of the warehouse. It should be noted that this location would not have been readily accessible to the former on-site dry cleaner at 118 12th, and that chlorinated solvents are not flammable, so this potential source is not likely related to any previously identified site activities.

This location was investigated in October 2019, with soil and groundwater samples from boring WES-16. A sample from one foot below the surface contained 0.12 mg/kg of PCE, the only detected soil concentration of any chlorinated compound at any location on the redevelopment property. The sample had a dark appearance and also contained elevated concentrations of cadmium (2.13 mg/kg), lead (883 mg/kg) and motor oil range petroleum hydrocarbons (1,200 mg/kg), suggesting this area may have been used for burning or other poorly controlled disposal. A deeper sample from six feet below the surface did not contain detectable chlorinated compounds and only low levels of lead (3.42 mg/kg), suggesting it is a relatively limited area. A groundwater sample from WES-16 contained a low concentration of 1.9 ug/l of cis 1,2-dichloroethene as the only detected chlorinated compound, but it represents the westernmost edge of the SE parking lot plume.



An adjacent boring GEO B-7, about eight feet to the east, did not encounter chlorinated compounds in soil but has found low levels of cis-1,2 dichloroethene (1.1 to 3.0 ug/l) in three sampling events and 1.8 to 2.3 ug/l of trichloroethylene in two of these events. It also represents the western edge of the plume.

The area of this former structure is considered a potential source of the SE parking lot plume. However, it could be that the detected contaminants represent the southern edge of a source area beneath the King County warehouse.

Star Laundry Area 160 12th Avenue

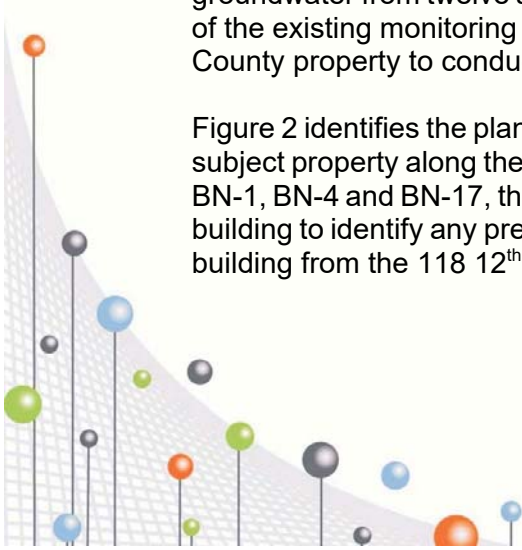
The area surrounding the subject property has an extensive history of dry cleaning operations. Those include Crane's Cleaners, Star Laundry and former laundries or dry cleaners located at addresses of 1203, 1207, 1219, 1307, 1313 and 1317 Yesler Way. Crane's Cleaners was located in several buildings on the west side of 12th Avenue across from the site, including one commercial building and two residential addresses that may have been converted to commercial use. The Crane's site was cleaned up as part of redevelopment for a current multi-family complex build by the Seattle Housing Authority. Most, if not all of the Yesler Way cleaners were operations conducted from residences converted to commercial use and those properties are now the site of Bailey-Gatzert Elementary School.

The Star Laundry building, at 160 12th Avenue operated as a laundry and dry cleaner from about 1928 to 1994. It has been investigated since at least 2004, although publicly available information is limited. A 2015 groundwater monitoring report from Conestga Rovers Associates (CRA) includes data from sampling events conducted in January 2004 and October 2014. The report is included in Appendix A. Five monitoring wells are at the Star Laundry property, all of which contained elevated concentrations of tetrachloroethene. The highest concentrations were found in the area of a former sump in the southeastern corner of that building, a location about 140 feet north of the King County property and about 340 feet north-northwest of the SE parking lot plume. Groundwater samples from that corner of the building contained up to 16,000 ug/l of tetrachloroethene and included cis-1,2 dichloroethene (4,700 ug/l), trichloroethene (1,380 ug/l) and vinyl chloride (3.8 ug/l). There has been no reported cleanup or further investigation since that time. This potential source area is directly upgradient with respect to groundwater or contaminant migration. Although relatively distant, the extremely high concentrations and the extended time the cleaner operated suggest that a contaminant plume could extend to the SE parking lot. For the purposes of this investigation, the Star Laundry building is considered a potential source of the SE parking lot plume.

Source Investigation Scope of Work

To investigate the potential source of the SE parking lot plume WES proposes to sample soil and groundwater from twelve additional borings and coordinate these samples with quarterly sampling of the existing monitoring well network on the subject property. WES will have no access to King County property to conduct this investigation.

Figure 2 identifies the planned boring locations. Five borings will be drilled in the central part of the subject property along the western side of the King County warehouse. Including the prior borings BN-1, BN-4 and BN-17, this will space sampling approximately 15 feet apart along the length of the building to identify any preferential flow paths that could carry contaminants toward or beneath the building from the 118 12th Avenue area.



Two soil vapor probes will also be installed along the west side of the building. The soil probes will be completed at a depth of five feet below the surface, constructed with a 1" stainless steel porous filter surrounded by a silica sand pack, attached to teflon tubing. The remaining borehole will be sealed with bentonite and the probe will be allowed to stand for at least one week before sampling vapors. Samples will be obtained using laboratory prepared 1-liter Summa canisters attached to the tubing, following appropriate purge and sample techniques.

Four borings will be drilled in the City of Seattle boulevard on the south side of Fir Street, directly north of the King County property. These borings are intended to identify any plume extending from the Star Laundry building to the north.

Three borings will be drilled in the SE Parking Lot approximately 15 feet to the east, west and south of prior boring WES-16. These borings will be used to evaluate the extent of PCE impacted soil and the presence of related chlorinated compounds in groundwater identified in WES-16.

Soil samples will be obtained by direct push methods using a track-mounted Geoprobe drill. The samples will be collected following appropriate environmental sampling protocols, placed in laboratory prepared vials and jars with teflon-lined lids appropriate for the planned analyses. Soil samples intended for analysis of volatile organic compounds will be placed in 40-ml septum sealed vials in accordance with EPA Method 5035A, chilled and held under chain-of-custody until delivered to the laboratory.

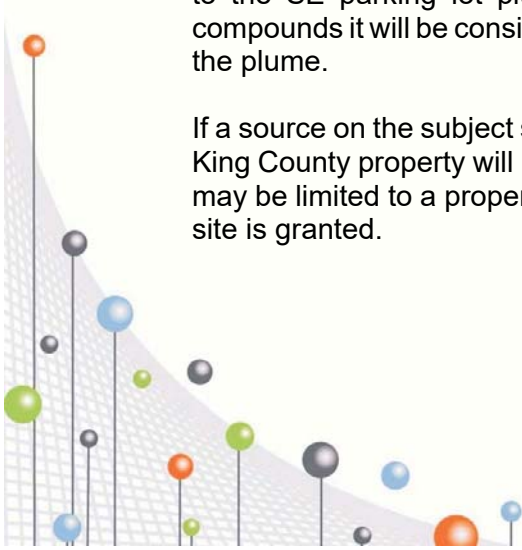
At least one soil sample and one groundwater sample will be selected from each boring for laboratory analyses. All selected soil and groundwater samples will be analyzed for a suite of volatile organic compounds by EPA Method 8260. Soil samples from the SE parking lot area will also be analyzed for lead and cadmium as potential contaminants of concern. If field observed conditions warrant, additional testing of other parameters may be conducted. If initial soil analyses detect contaminants of concern, a deeper sample from that same boring will be selected for additional analysis to evaluate the vertical extent.

Soil gas samples will be analyzed by EPA Method TO-15 for a full list of volatile organic compounds.

Data Evaluation

The results of all soil and groundwater sampling will be reviewed and summarized in a report to supplement the Remedial Investigation reports previously submitted to the Department of Ecology. For each potential source area, the data will be used to conclude whether or not it is a contributor to the SE parking lot plume. If any of the boring samples indicate impacts by chlorinated compounds it will be considered an indication of a pathway between that potential source area and the plume.

If a source on the subject site is confirmed as a source of the plume, additional investigation of the King County property will be warranted in a future scope of work. Cleanup of the subject property may be limited to a property-specific interim action until such time that access to the King County site is granted.



If soil or groundwater from borings along the western side of the warehouse do not evidence chlorinated compounds, the 118 12th Avenue area will be eliminated as a potential source. If borings to the north of the King County property do not evidence chlorinated compounds, the Star Laundry building will be eliminated as a potential source. If borings in the SE parking lot do not expand the identified extent of impacted soil, or do not show higher groundwater concentrations than in the rest of the plume, the SE parking lot will be eliminated as a potential source. Although no direct measurements can be conducted on the King County property without an authorized access agreement, eliminating the other potential sources would indicate that a source area exists beneath the warehouse.

Based on the data evaluation, WES' Independent Remedial Action Plan for the redevelopment will be reviewed and updated. The plan can be revised to address additional areas or conditions that had not been defined and expanded to explain the remedy selection process that led to the final cleanup action plan. This would include outlining the feasibility of various cleanup options that were considered and rejected for technical reasons or disproportional cost.


Scheduling

WES is prepared to begin this investigation immediately and on-site drilling can be completed within two weeks of receiving your authorization to proceed. Drilling to the north of the King County property will require a City of Seattle right-of-way use permit, with limited traffic control. Since Fir is not an arterial street and drilling would not be in the roadway, this permit can be obtained in a relatively short time. If so, this drilling can be completed at the same time as on-site work. Laboratory analysis, data evaluation and reporting can be completed within approximately five weeks from your authorization to proceed.

Closure

Thank you for the opportunity to be of service to you in this matter. If you have any questions regarding this proposal, or if I may be of any further assistance, please feel free to contact me at your convenience.

Respectfully submitted,
Whitman Environmental Sciences

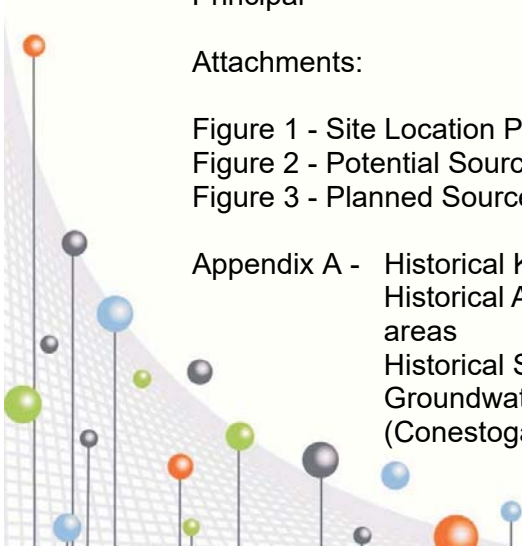


Daniel S. Whitman
Principal

Attachments:

Figure 1 - Site Location Plan
Figure 2 - Potential Source Areas of SE Parking Lot Plume
Figure 3 - Planned Source Investigation Boring Locations

Appendix A - Historical King County Warehouse Foundation Detail Plans
Historical Aerial Photograph - 1953, showing row-house foundations and disturbed areas
Historical SE Parking Lot Photograph with Unidentified Structure
Groundwater Monitoring Report, 4th Quarter 2014, Former Star Laundry
(Conestoga Rovers Associates, 2015)





North



Scale 1 : 24,000

From USGS

Figure 1 - Site Map

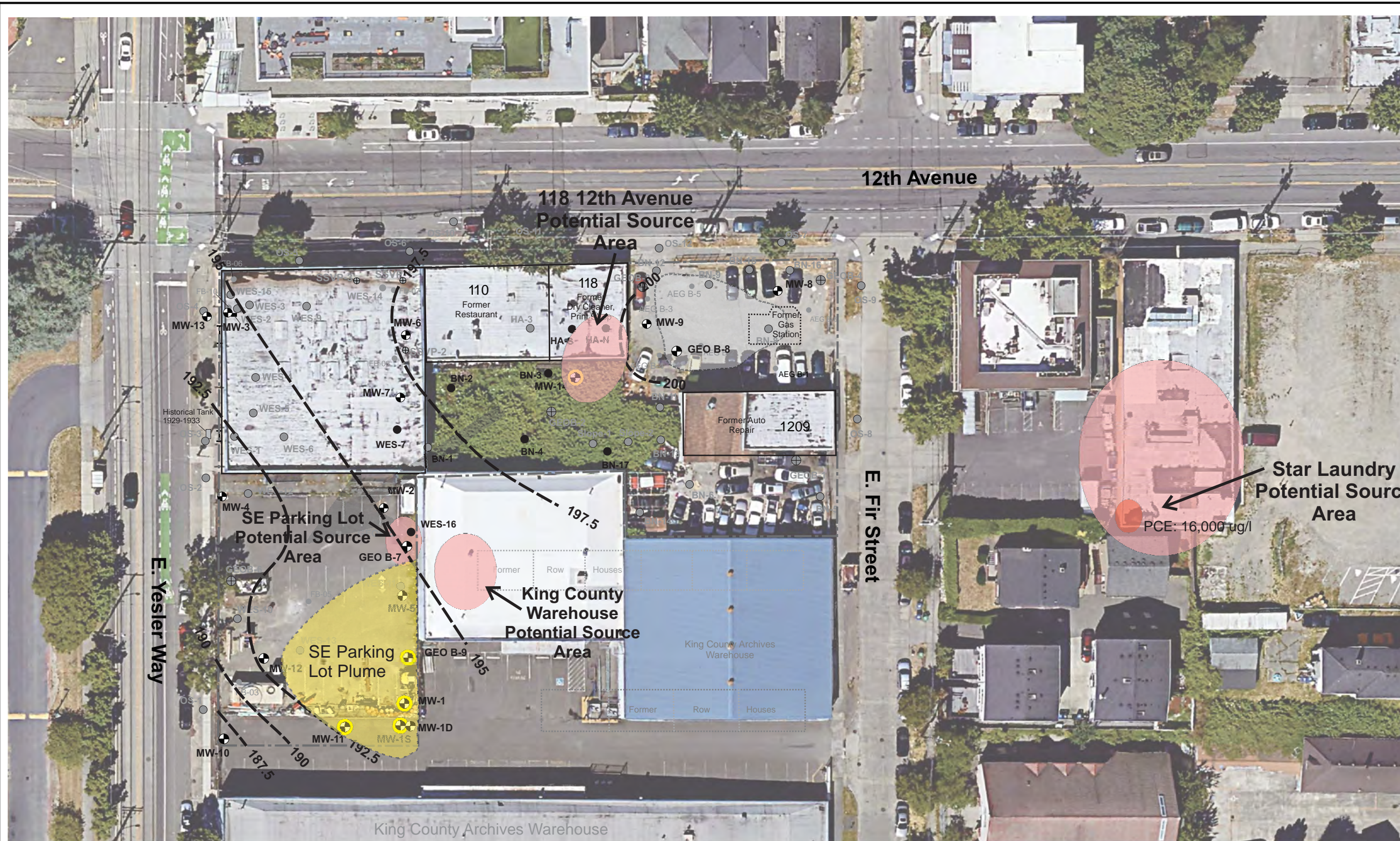
104-124 12th Avenue & 1209 E. Fir Street
Seattle, Washington 98122

Project No. WES - 1591

Date June 11, 2017

File ID. 1591F1

WHITMAN
Environmental Sciences



Legend







-  Approximate Location of Monitoring Well
-  Approximate Property Boundary
-  Inferred Groundwater Elevation Contour 12/4/2019
-  Dec. 2019 Groundwater Sample Exceeding MTCA Method A CUL for Vinyl Chloride
-  General Direction of Groundwater Migration
-  Approximate Location of Soil Borings (2014-19)

Figure 2 - Potential Source Areas of SE Parking Lot Plume

Proposed Redevelopment Property
104-124 12th Avenue & 1209 E. Fir Street
Seattle, WA

Project No.	WES - 1591A	WHITMAN Environmental Sciences
Date	Feb 9, 2020	
File ID.	1591F2C	



Legend

- Approximate Location of Monitoring Well
- Inferred Groundwater Elevation Contour 12/4/2019
- General Direction of Groundwater Migration
- Approximate Location of Soil Borings (2014-19)
- Approximate Location of Planned Soil & Groundwater Sampling
- Approximate Location of Planned Soil Vapor Probe
- Approximate Property Boundary
- Dec. 2019 Groundwater Sample Exceeding MTCAL Method A CUL for Vinyl Chloride



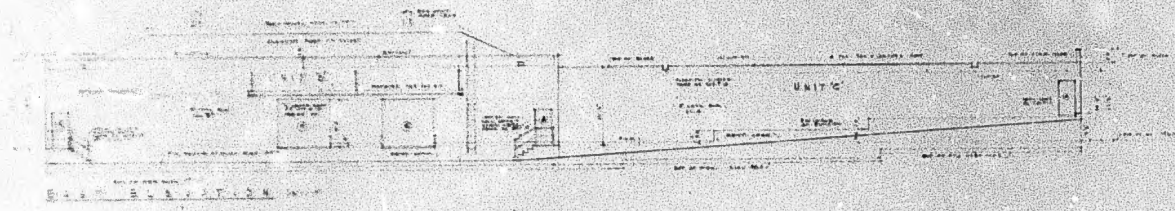

Figure 3 - Potential Source Area Investigation Boring Locations

Proposed Redevelopment Property
104-124 12th Avenue & 1209 E. Fir Street
Seattle, WA

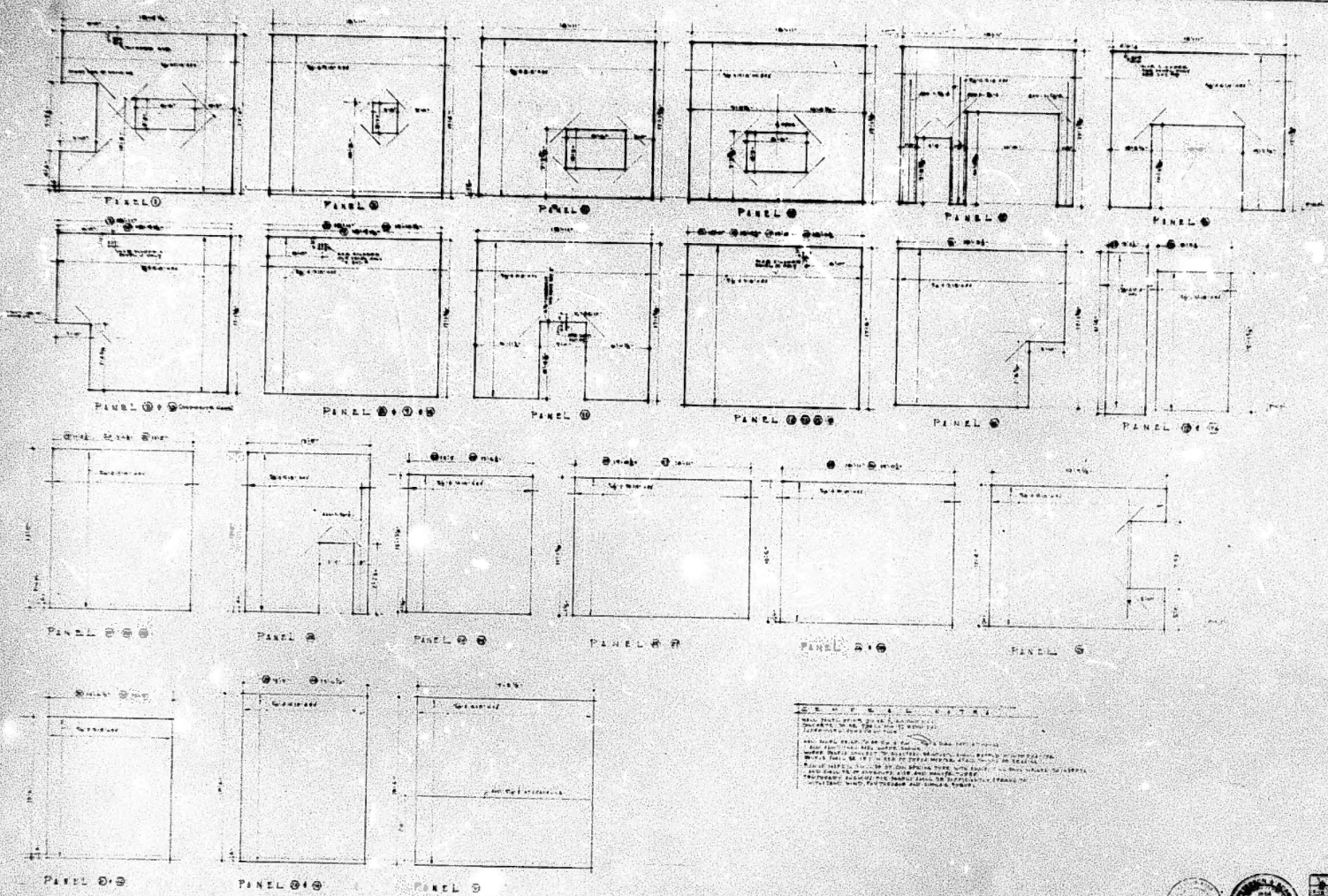
Project No.	WES - 1591A	WHITMAN Environmental Sciences
Date	Feb 9, 2020	
File ID.	1591F3C	

APPENDIX A

Historical King County Warehouse Foundation Detail Plans
Historical Aerial Photograph - 1953, showing row-house foundations and disturbed areas
Historical SE Parking Lot Photograph with Unidentified Structure
Groundwater Monitoring Report, 4th Quarter 2014, Former Star Laundry
(Conestoga Rovers Associates, 2015)
Dept of Ecology Initial Investigation Report, Star Laundry
Department of Ecology Site Hazard Assessment, Star Laundry



ARCHITECTURAL
DRAWING
BY
[Signature]



GENERAL INSTRUCTIONS

1. THIS UNIT IS TO BE USED IN THE MOUNTING OF THE STORAGE MACHINE TO WHICH IT IS ATTACHED.

2. THE UNIT IS TO BE MOUNTED ON THE WALL OF THE STORAGE MACHINE.

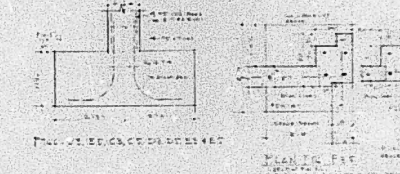
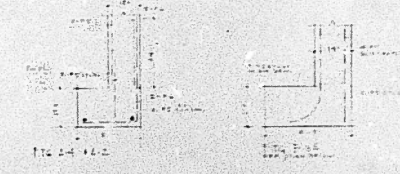
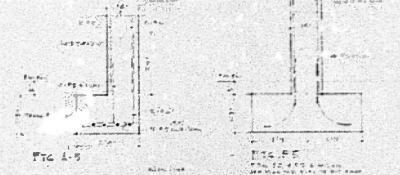
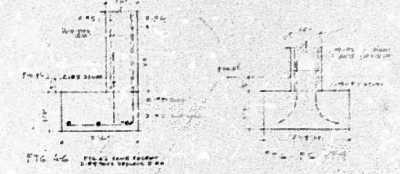
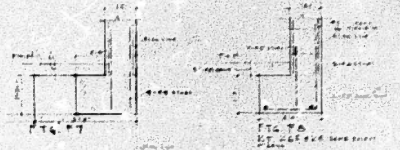
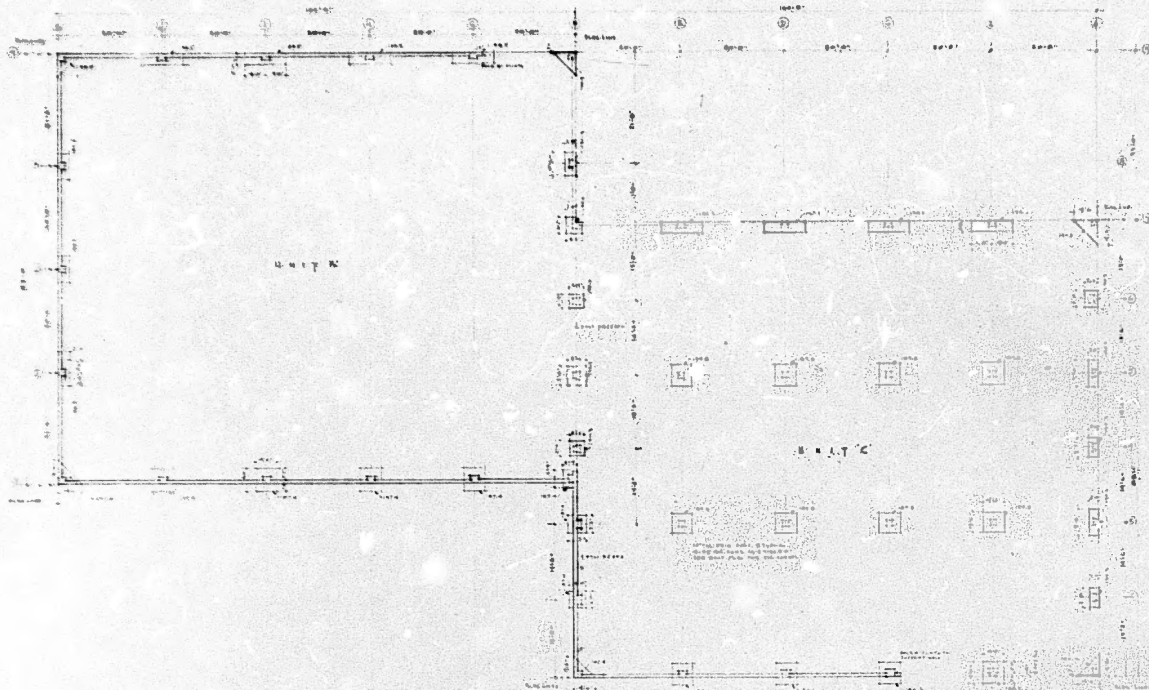
3. THE UNIT IS TO BE MOUNTED ON THE WALL OF THE STORAGE MACHINE IN SUCH A MANNER AS TO BE ACCESSIBLE TO THE OPERATOR.

4. THE UNIT IS TO BE MOUNTED ON THE WALL OF THE STORAGE MACHINE IN SUCH A MANNER AS TO BE ACCESSIBLE TO THE OPERATOR.

5. THE UNIT IS TO BE MOUNTED ON THE WALL OF THE STORAGE MACHINE IN SUCH A MANNER AS TO BE ACCESSIBLE TO THE OPERATOR.

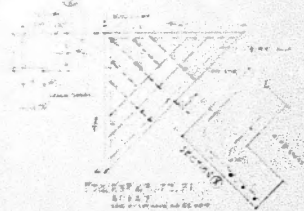

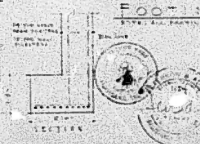

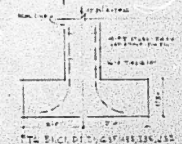


UNITED STATES GOVERNMENT
NAVY LISTING MACHINE
STORAGE MACHINE
 MODEL 21-A (PARTIAL)
 THE RANDOLPH COMPANY
 WASHINGTON, D. C.



FOUNDATION PLAN UNIT 210


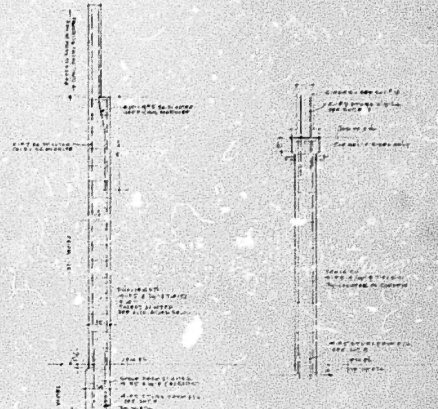
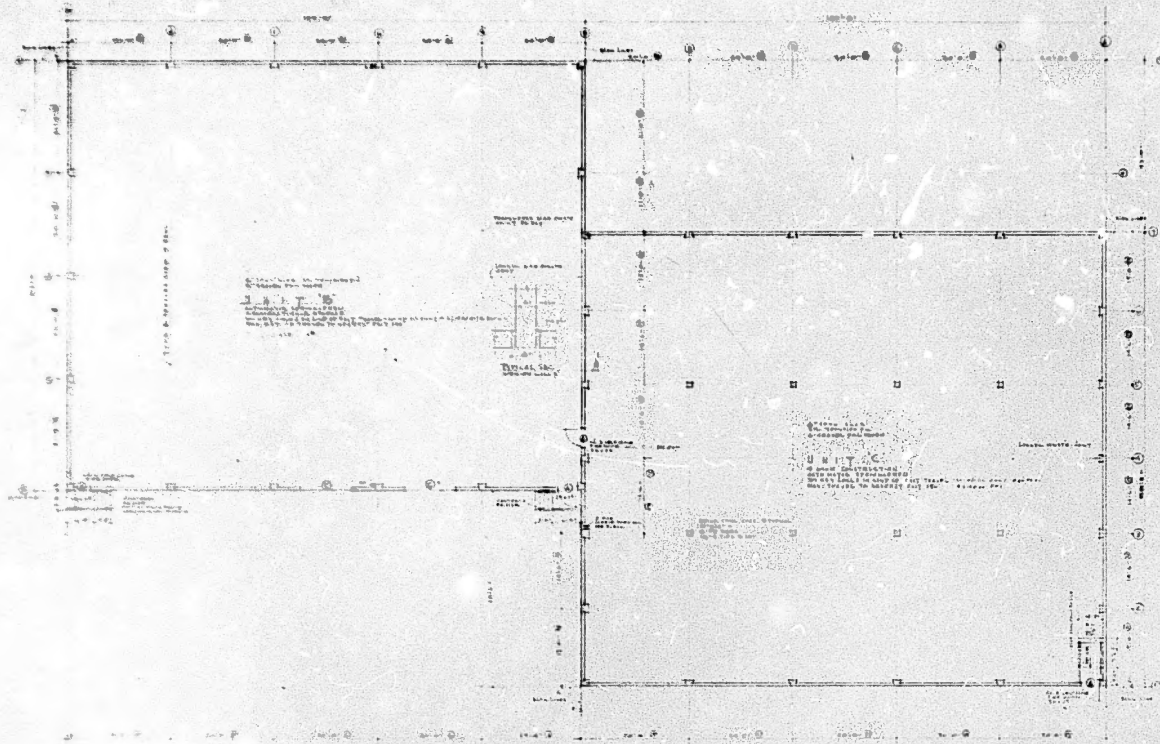
CHECKED NOTES
 THE FOUNDATION SHALL BE CONCRETE
 WITH REINFORCING BARS
 PLACED AS SHOWN
 THE FOUNDATION SHALL BE
 SET ON A GRADE OF 10 FEET
 ABOVE THE FINISHED GRADE



FOOTING SECTIONS




FOUNDATION PLAN UNIT 210
 JOHN W. HARRIS
 REGISTERED PROFESSIONAL ENGINEER
 VIRGINIA



PLAN UNIT 510

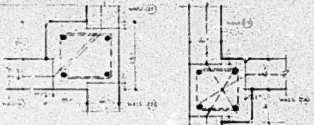
1. ALL DIMENSIONS UNLESS OTHERWISE SPECIFIED
 2. ALL DIMENSIONS SHALL BE TO FACE UNLESS OTHERWISE SPECIFIED
 3. ALL DIMENSIONS SHALL BE TO CENTER UNLESS OTHERWISE SPECIFIED



TYPICAL PLASTER

PLASTER DETAIL

ALL PLASTER SHALL BE 1/2" THICK AND SHALL BE FINISHED TO A SMOOTH SURFACE.
 ALL PLASTER SHALL BE APPLIED TO THE INSIDE SURFACE OF THE WALLS AND CEILING.
 THE PLASTER SHALL BE APPLIED TO THE INSIDE SURFACE OF THE WALLS AND CEILING.



PLASTER DET

PLASTER DET

ALL PLASTER SHALL BE 1/2" THICK AND SHALL BE FINISHED TO A SMOOTH SURFACE.
 ALL PLASTER SHALL BE APPLIED TO THE INSIDE SURFACE OF THE WALLS AND CEILING.
 THE PLASTER SHALL BE APPLIED TO THE INSIDE SURFACE OF THE WALLS AND CEILING.

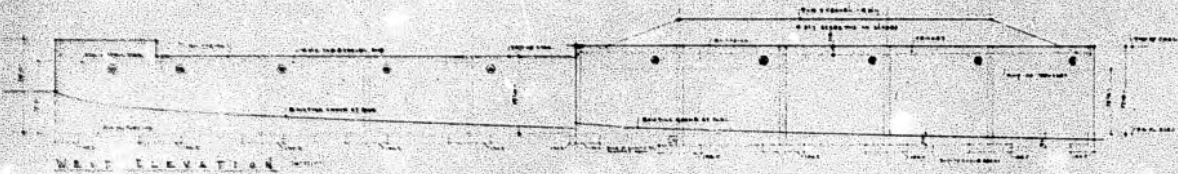
PLASTER DET

PLASTER DET

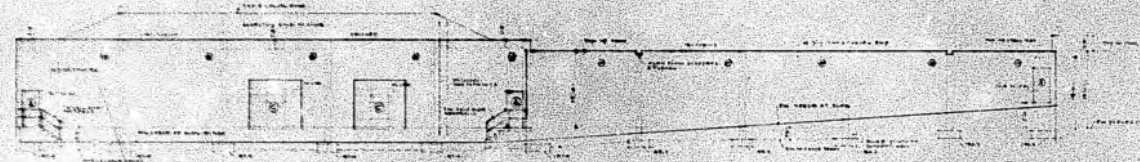
ALL PLASTER SHALL BE 1/2" THICK AND SHALL BE FINISHED TO A SMOOTH SURFACE.
 ALL PLASTER SHALL BE APPLIED TO THE INSIDE SURFACE OF THE WALLS AND CEILING.
 THE PLASTER SHALL BE APPLIED TO THE INSIDE SURFACE OF THE WALLS AND CEILING.



FLOOR PLAN UNIT 510
 1957
 VOTING MACHINE
 STORAGE BUILDING
 KING COUNTY, WASH.
 1



WEST ELEVATION




EAST ELEVATION

Notes: East Elevation and Elevation for
 1914, see also page 100-101



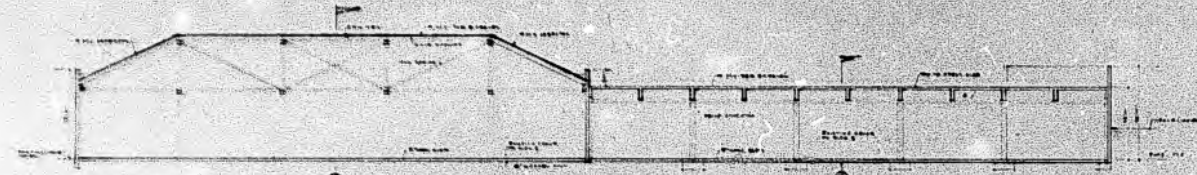
SOUTH ELEVATION




NORTH ELEVATION



REPRODUCTION UNIT & C.
 1215 N. MICHIGAN ST.
 ANN ARBOR, MICHIGAN
 LIBRARY OF CONGRESS
 PHOTODUPLICATION SERVICE




SECTION A



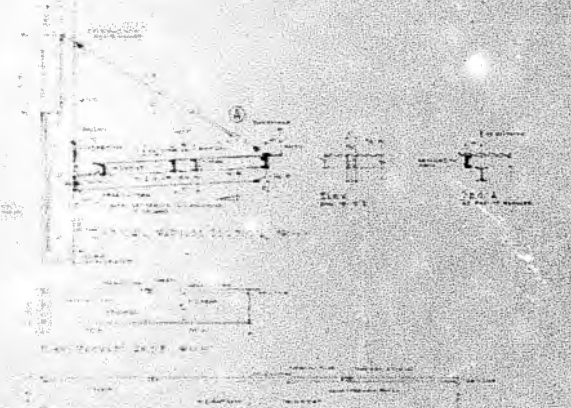
DETAILS



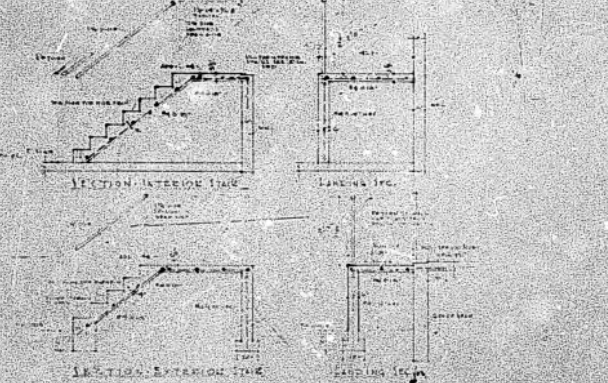
SECTION B



SECTION C



SECTION D



SECTION E




SECTION F


CONC. STAIR DETAILS



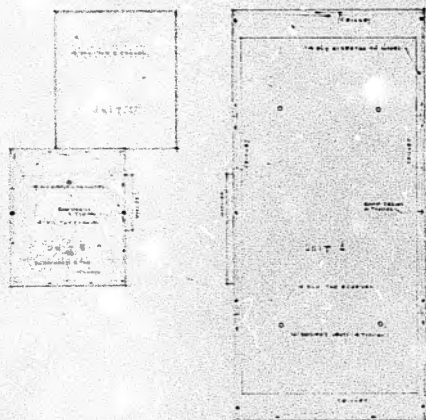
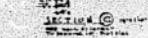
SLIP COASTING UNIT, INC.
 1000 BAYVIEW AVENUE, N.Y.
 BRIDGE BUILDING
 FIRE SAFETY MARK



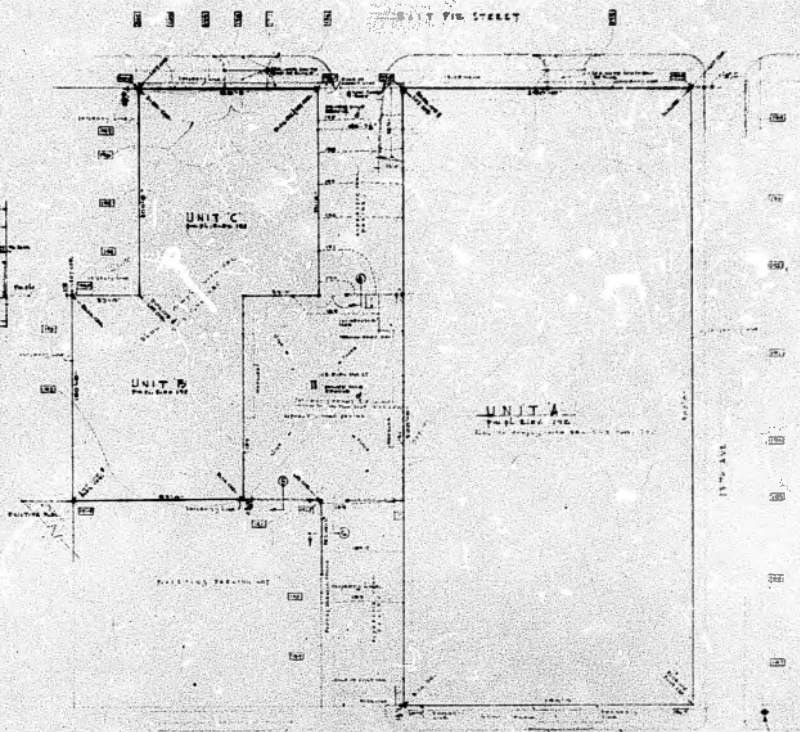
ELEV. NORTH GATE FENCE DETAIL



ELEV. SOUTH GATE FENCE DETAIL



LAYOUT PLAN




SEE LIST OF NOTES ON REVERSE SIDE OF THIS PLAN

LEGEND:
PLOT GRADING PLAN

EXISTING GRADE
PROPOSED GRADE
PROPOSED GRADE
PROPOSED GRADE



PLOT PLAN
 JOHN J. MACK, JR.
 ARCHITECT
 1000 PINE COUNTY ROAD
 PETERSON & ADAMS, ARCHITECTS
 1000 PINE COUNTY ROAD



Rowhouse Floor Slabs

Disturbed Soil Areas

North



Historical Aerial Photograph - 1953

104-124 12th Avenue & 1209 E. Fir Street
Seattle, Washington

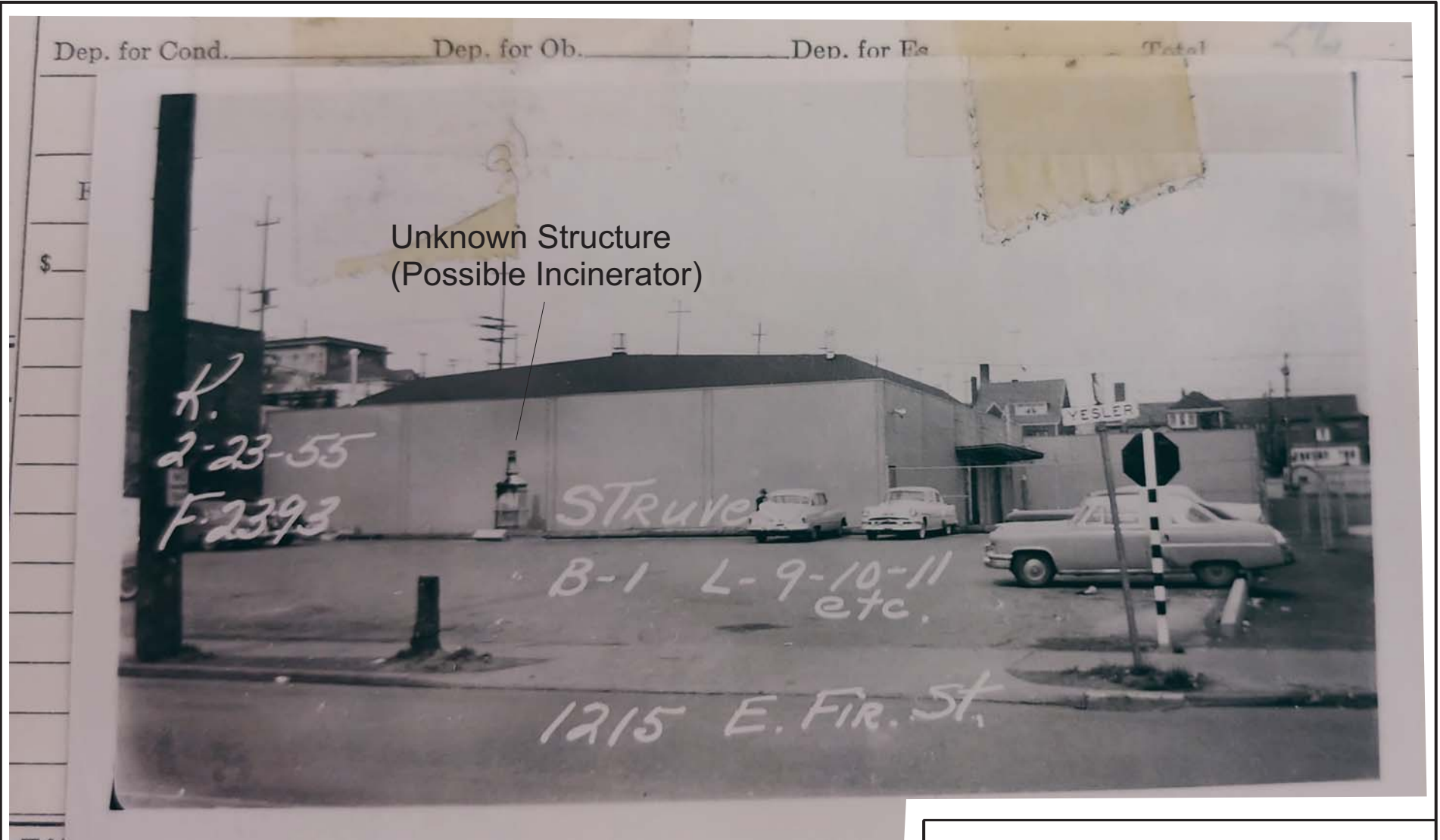
Project No. WES - 1591

Date Jun 20, 2017

File ID. 1591AP53

WHITMAN
Environmental Sciences

From UW Suzzallo Library Collection



Unknown Structure
(Possible Incinerator)

K.
2-23-55
F-2393

STRUVE
B-1 L-9-10-11
etc.

1215 E. FIR. ST.

Historical Site Photograph -1955

SE Parking Lot Area
12th & Yesler Redevelopment Property
Seattle, Washington

Project No.	WES - 1591
Date	Feb 9, 2020
File ID.	1591HP55

WHITMAN
Environmental Sciences


RECEIVED

FEB 03 2015

DEPT OF ECOLOGY
TOP - NWRO



www.CRAworld.com



Groundwater Monitoring Report Fourth Quarter 2014

Former Star Laundry
160 12th Avenue
Seattle, Washington

Conestoga-Rovers & Associates

20818 44th Ave. West, Suite 190
Lynnwood, Washington 98036

January 2015 • 062224 • Report No. 1





**CONESTOGA-ROVERS
& ASSOCIATES**

www.CRAworld.com

Groundwater Monitoring Report -
Fourth Quarter 2014

Former Star Laundry
160 12th Avenue
Seattle, Washington

Jing Song

Christina McClelland

Conestoga-Rovers & Associates

20818 44th Avenue West, Ste 190
Lynnwood, Washington 98036

January 2015 • 062224 • Report No. 1



Partners in
Sustainability

Table of Contents

		Page
Section 1.0	Introduction.....	1
Section 2.0	Findings	1
	2.1 Monitoring Well Re-development.....	1
	2.2 Monitoring Well Gauging and Sampling.....	1
	2.3 Groundwater Elevations and Flow Directions	2
	2.3 Fourth Quarter 2014 Groundwater Concentrations	2
Section 3.0	Discussion.....	2

List of Figures (Following Text)

Figure 1	Vicinity Map
Figure 2	Groundwater Contour and Chemical Concentration Map – October 21, 2014
Figure 3	Trichloroethene Isoconcentration Contour Map – October 21, 2014
Figure 4	Tetrachloroethene Isoconcentration Contour Map – October 21, 2014
Figure 5	Cis-1,2-dichloroethene Isoconcentration Contour Map – October 21, 2014

List of Tables (Following Text)

Table 1a	Summary of Groundwater Analytical Data – Hydrocarbons and Volatile Organic Compounds
Table 1b	Summary of Groundwater Analytical Data – Metals

List of Appendices

- Appendix A Blaine Tech Services, Inc. – Well Re-development Field Data Sheets
- Appendix B Blaine Tech Services, Inc. – Well Sampling Field Data Sheets
- Appendix C Analytical Laboratory Report

Section 1.0 Introduction

Conestoga-Rovers & Associates (CRA) prepared this report to document the fourth quarter 2014 groundwater monitoring activities performed at the former Star Laundry located at 160 12th Avenue, Seattle, Washington (Site, Figure 1).

Section 2.0 Findings

2.1 Monitoring Well Re-development

Blaine Tech Services, Inc. (Blaine) re-developed all Site monitoring wells MW-1A and MW-2 through MW-5 on October 16, 2014. Well re-development included surging and purging to remove sediment within the well casing and promote hydraulic conductivity. Blaine attempted to continue development until conditions (temperature, pH, conductivity, and turbidity) stabilized. However, turbidity did not drop below 1,000 Nephelometric Turbidity Units (NTUs) due to the insufficient groundwater in the wells. Blaine's field data sheets for well re-development are included in Appendix A.

2.2 Monitoring Well Gauging and Sampling

Blaine gauged and sampled Site monitoring wells MW-1A and MW-2 through MW-5 on October 21, 2014. The samples were collected without purging the wells due to the limited amount of groundwater present in the wells. The wells also dewatered during sample collection resulting in turbid groundwater samples. Field notes and observations from the sampling event are presented in Appendix B.

The groundwater samples were analyzed for the following.

- Total petroleum hydrocarbons (TPH) as gasoline (TPHg) by Method NWTPH-Gx
- TPH as diesel (TPHd) and TPH as heavy oil (TPHo) by Method NWTPH-Dx
- Volatile organic compounds (VOCs) by EPA Method 8260B
- Total and dissolved arsenic, cadmium, chromium, and lead by EPA Method 6020

Tabulated data are provided in Tables 1A and 1B, and the certified analytical reports are presented in Appendix C.

2.3 Groundwater Elevations and Flow Directions

The groundwater contour map for the fourth quarter of 2014 is presented as Figure 2. During the fourth quarter, groundwater elevations ranged from 36.63 feet relative to mean sea level (ft msl) measured in well MW-4 to 38.94 ft msl measured in well MW-1A. Current and prior sampling data are provided in Tables 1A and 1B. The groundwater flow direction beneath the Site was northeasterly at an estimated hydraulic gradient of 0.05.

2.3 Fourth Quarter 2014 Groundwater Concentrations

During the fourth quarter 2014, the following analyte concentrations exceeded the State of Washington Department of Ecology (Ecology) Model Toxics Control Act (MTCA) Method A cleanup levels.

- TPHg in well MW-5
- Trichloroethene (TCE) in well MW-1A and MW-5
- Tetrachloroethene (PCE) in well MW-1A, MW-2, MW-3, MW-4, and MW-5
- Cis-1,2-dichloroethene (cis 1,2-DCE) in well MW-1A and MW-5
- Vinyl chloride in well MW-1A
- Arsenic in well MW-2
- Lead in well MW-4

The TCE, PCE, and cis 1,2-DCE concentrations in groundwater were contoured and are shown on Figures 3 through 5, respectively.

Section 3.0 Discussion

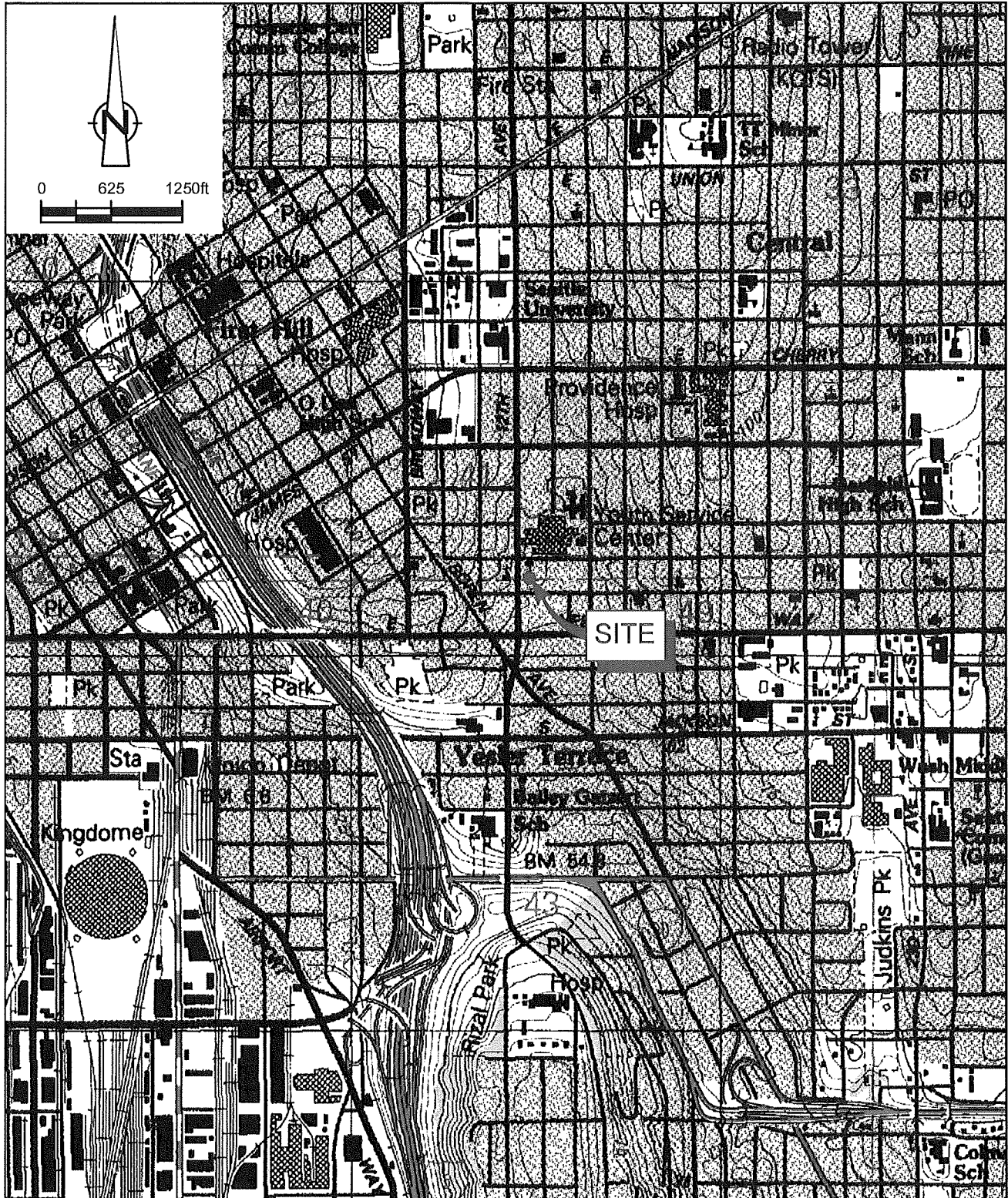
The groundwater analytical data indicate that one or more of the VOCs and metal concentrations remain above MTCA Method A cleanup levels in all Site monitoring wells MW-1A, and MW-2 through MW-5. Among these, PCE were detected at concentrations above MTCA Method A cleanup levels in all Site monitoring wells. Concentrations of TCE and cis 1,2-DCE were detected at concentrations above MTCA Method A cleanup levels in two monitoring wells (MW-1A and MW-5). Concentrations of vinyl chloride, arsenic, and lead were detected at concentrations above MTCA Method A cleanup levels in one monitoring well each; MW-1A (vinyl chloride), MW-2 (arsenic), and MW-4 (lead). In addition, TPHg was detected at a concentration above the MTCA Method A cleanup level in well MW-5, indicating that there may have been a petroleum release in the vicinity of the sump.

These results indicated that PCE, TCE, and cis 1,2-DCE are major constituents of concern (COC) in groundwater. Monitoring well MW-5 contained the highest concentrations of these COCs: 11,000 micrograms per liter ($\mu\text{g/L}$) of PCE, 1,380 $\mu\text{g/L}$ of TCE, and 485 $\mu\text{g/L}$ of cis 1,2-DCE. Monitoring well MW-5 is located adjacent to the former sump at the southeast corner of the Site, which may be the source of the VOC plume. Monitoring well MW-1A is located approximately 25 feet west of MW-5, which contained concentrations of PCE, TCE, and cis 1,2-DCE lower than MW-5, but still above MTCA Method A cleanup levels, indicating the VOC plume had migrated to the west.

PCE concentrations were detected above MTCA Method A cleanup levels in all Site monitoring wells indicating that the VOC groundwater plume is not fully delineated. Additional investigation is warranted to define the plume. In addition, the current monitoring well network consists entirely of 1" diameter pre-pack monitoring wells, which produce very little groundwater and may not be representative of in-situ groundwater conditions. Additional and/or replacement monitoring wells may be warranted in order to obtain more representative data.

Additional recommendations for evaluating data gaps will be proposed under separate cover.

Figures

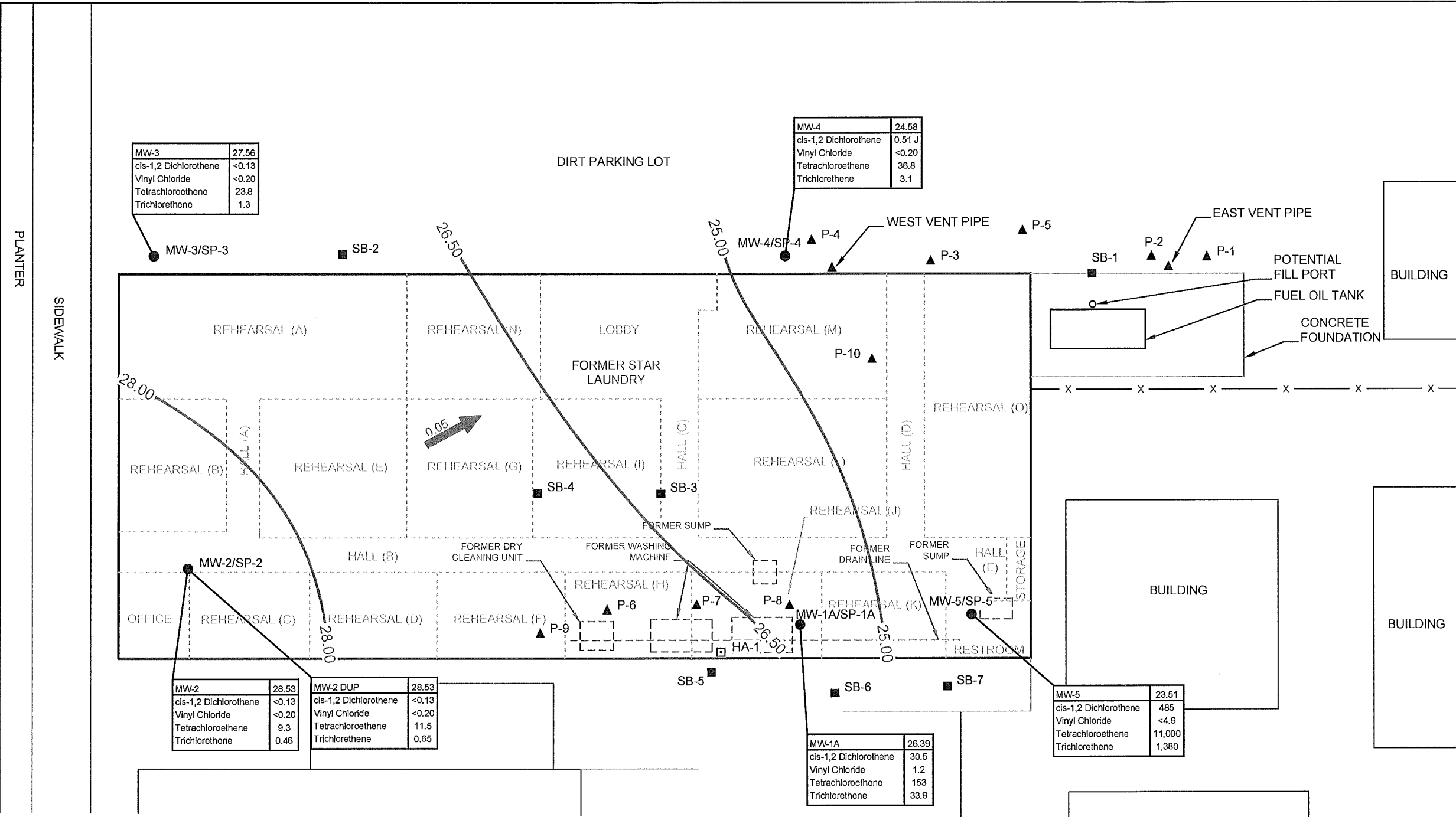
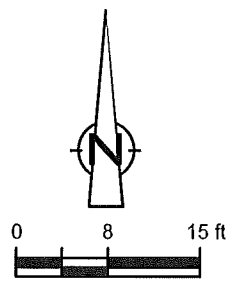


SOURCE: USGS QUADRANGLE MAP: SEATTLE SOUTH, WA.

figure 1

VICINITY MAP
 FORMER STAR LAUNDRY
 160 12th Avenue, Seattle, Washington





MW-3	27.56
cis-1,2 Dichloroethene	<0.13
Vinyl Chloride	<0.20
Tetrachloroethene	23.8
Trichloroethene	1.3

MW-4	24.58
cis-1,2 Dichloroethene	0.51 J
Vinyl Chloride	<0.20
Tetrachloroethene	36.8
Trichloroethene	3.1

MW-2	28.53
cis-1,2 Dichloroethene	<0.13
Vinyl Chloride	<0.20
Tetrachloroethene	9.3
Trichloroethene	0.46

MW-2 DUP	28.53
cis-1,2 Dichloroethene	<0.13
Vinyl Chloride	<0.20
Tetrachloroethene	11.5
Trichloroethene	0.65

MW-1A	28.39
cis-1,2 Dichloroethene	30.5
Vinyl Chloride	1.2
Tetrachloroethene	153
Trichloroethene	33.9

MW-5	23.51
cis-1,2 Dichloroethene	485
Vinyl Chloride	<4.9
Tetrachloroethene	11,000
Trichloroethene	1,380

MW-5	23.51
cis-1,2 Dichloroethene	485
Vinyl Chloride	<4.9
Tetrachloroethene	11,000
Trichloroethene	1,380

LEGEND

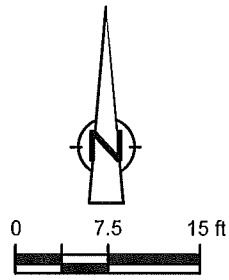
- MONITORING WELL LOCATION
- BORING LOCATION
- HAND AUGER BORING LOCATION
- ▲ GEOPROBE BORING LOCATION
- GROVEBOX FLOOR PLAN
- x- FENCE LINE
- 28.00- GROUNDWATER ELEVATION CONTOUR, IN FEET, REFERENCED TO ARBITRARY DATUM
- 0.05 → GROUNDWATER FLOW DIRECTION AND GRADIENT

NOTE:
ALL CONCENTRATIONS REPORTED IN MICROGRAMS PER LITER (µg/L).
MTCA METHOD A CLEANUP LEVELS (µg/L)
cis-1,2 Dichloroethene 16
Vinyl Chloride 0.2
Tetrachloroethene 5
Trichloroethene 5

**GROUNDWATER CONTOUR AND CHEMICAL CONCENTRATION MAP - OCTOBER 21, 2014
FORMER STAR LAUNDRY
160 12th Avenue, Seattle, Washington**



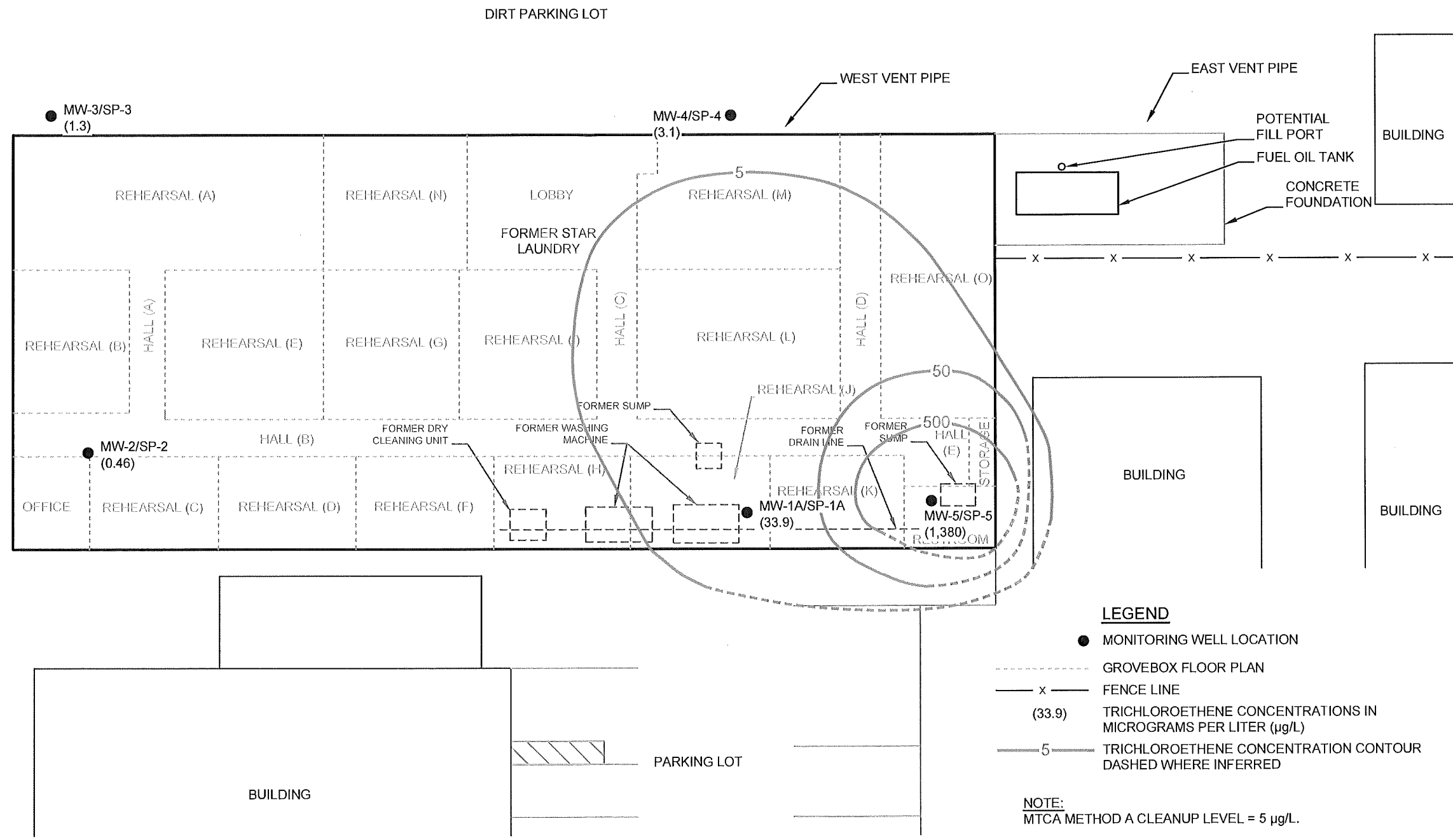
SOURCE: GROVEBOX FLOOR PLAN, KANE ENVIRONMENTAL, INC. SITE PLAN WITH BORING LOCATIONS NO DATE. USGS NATIONAL MAP AERIAL IMAGERY.



12TH AVENUE

PLANTER

SIDEWALK



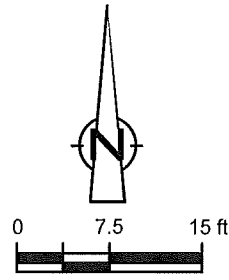
- LEGEND**
- MONITORING WELL LOCATION
 - GROVEBOX FLOOR PLAN
 - x — FENCE LINE
 - (33.9) TRICHLOROETHENE CONCENTRATIONS IN MICROGRAMS PER LITER (µg/L)
 - 5 — TRICHLOROETHENE CONCENTRATION CONTOUR DASHED WHERE INFERRED

NOTE:
 MTCA METHOD A CLEANUP LEVEL = 5 µg/L.

Figure 3
TRICHLOROETHENE ISOCONCENTRATION CONTOUR MAP - OCTOBER 21, 2014
FORMER STAR LAUNDRY
160 12th Avenue, Seattle, Washington



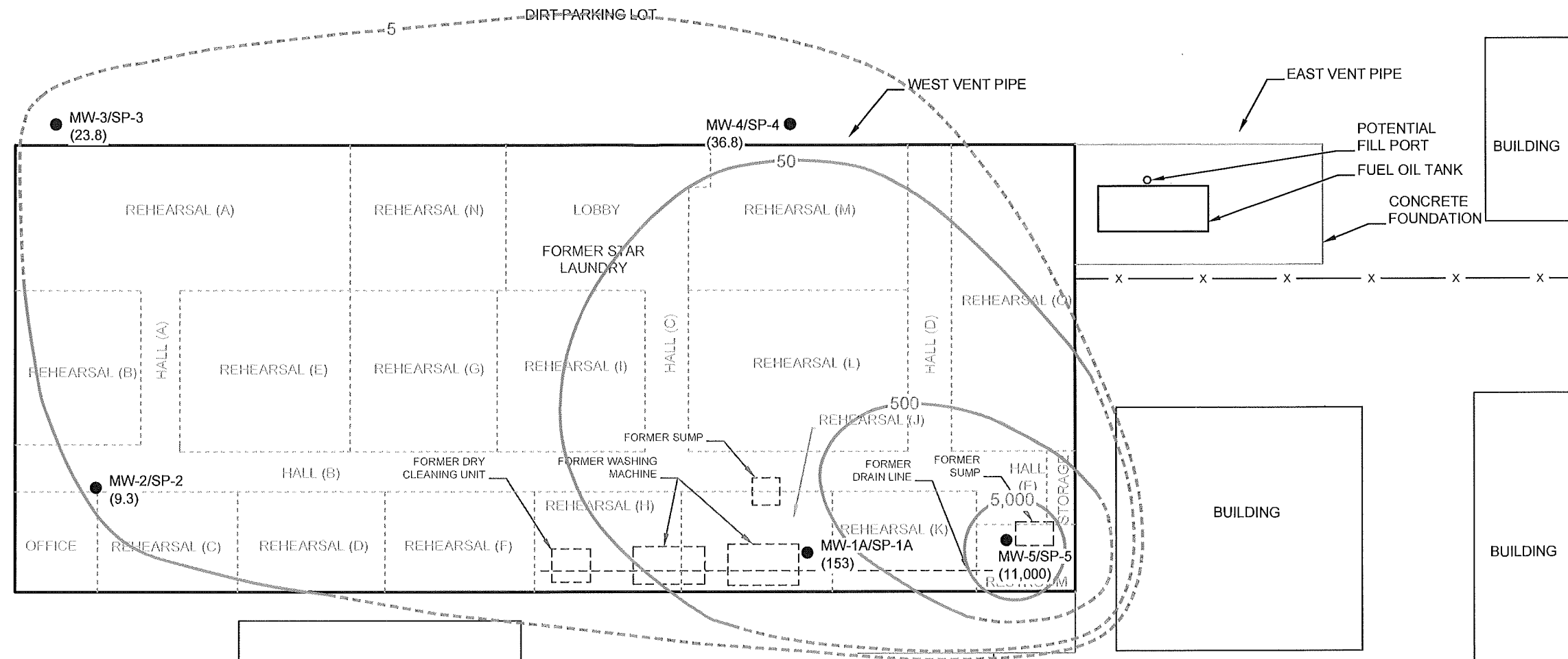
SOURCE: GROVEBOX FLOOR PLAN, KANE ENVIRONMENTAL, INC. SITE PLAN WITH BORING LOCATIONS NO DATE. USGS NATIONAL MAP AERIAL IMAGERY.



12TH AVENUE

SIDEWALK

PLANTER



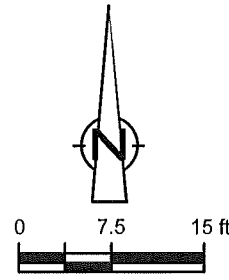
- LEGEND**
- MONITORING WELL LOCATION
 - GROVEBOX FLOOR PLAN
 - x — FENCE LINE
 - (153) TETRACHLOROETHENE CONCENTRATIONS IN MICROGRAMS PER LITER (µg/L)
 - 5 — TETRACHLOROETHENE CONCENTRATION CONTOUR DASHED WHERE INFERRED

NOTE:
 MTCA METHOD A CLEANUP LEVEL = 5 µg/L.

Figure 4
TETRACHLOROETHENE ISOCONCENTRATION CONTOUR MAP - OCTOBER 21, 2014
FORMER STAR LAUNDRY
160 12th Avenue, Seattle, Washington



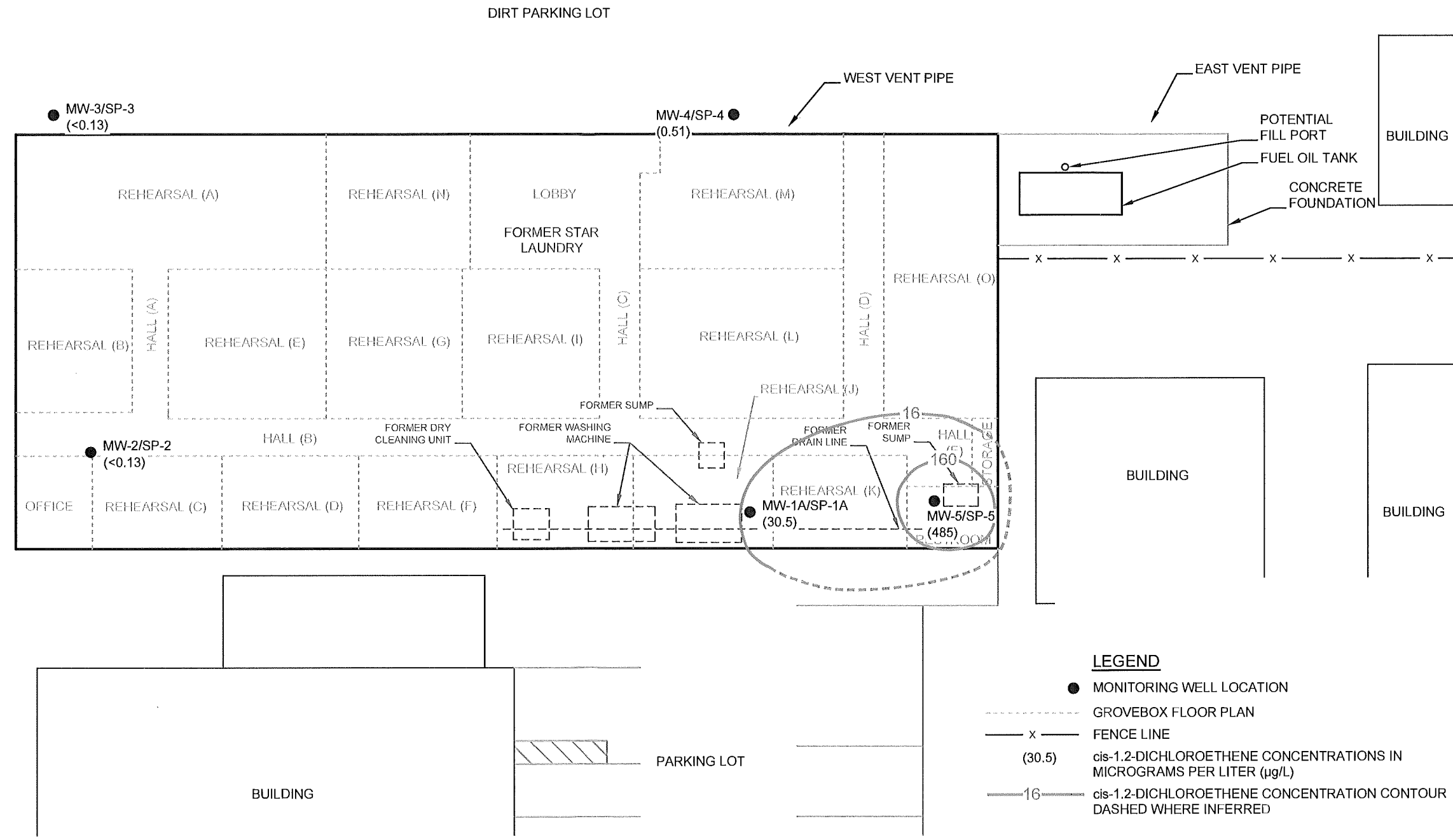
SOURCE: GROVEBOX FLOOR PLAN, KANE ENVIRONMENTAL, INC. SITE PLAN WITH BORING LOCATIONS NO DATE. USGS NATIONAL MAP AERIAL IMAGERY.



12TH AVENUE

PLANTER

SIDEWALK



LEGEND

- MONITORING WELL LOCATION
- GROVEBOX FLOOR PLAN
- x — FENCE LINE
- (30.5) cis-1,2-DICHLOROETHENE CONCENTRATIONS IN MICROGRAMS PER LITER (µg/L)
- 16 — cis-1,2-DICHLOROETHENE CONCENTRATION CONTOUR DASHED WHERE INFERRED

NOTE:
MTCa METHOD A CLEANUP LEVEL = 16 µg/L.

Figure 5

cis-1,2-DICHLOROETHENE ISOCONCENTRATION CONTOUR MAP - OCTOBER 21, 2014
FORMER STAR LAUNDRY
160 12th Avenue, Seattle, Washington



SOURCE: GROVEBOX FLOOR PLAN. KANE ENVIRONMENTAL, INC. SITE PLAN WITH BORING LOCATIONS NO DATE. USGS NATIONAL MAP AERIAL IMAGERY.

Tables

SUMMARY OF GROUNDWATER ANALYTICAL DATA
 HYDROCARBONS AND VOLATILE ORGANIC COMPOUNDS
 FORMER STAR LAUNDRY
 160 12TH AVENUE
 SEATTLE, WASHINGTON

Sample ID	Date	TOC	DTW	GWE	HYDROCARBONS										VOCs									
					TPHg	TPHd	TPHo	Benzene	Toluene	Ethylbenzene	Total xylenes	Naphthalene	Chloroethane	1,1-Dichloroethene	1,1-Dichloroethane	(trans) 1,2-Dichloroethene	(cis) 1,2-Dichloroethene	1,2-Dibromoethane (EDB)	1,2-Dichloroethane (EDC)	1,1,1-Trichloroethane	Trichloroethene (TCE)	Tetrachloroethene (PCE)	Vinyl Chloride	1,1,2-Trichloroethane
					MTCA Method A				MTCA Method A				--		MTCA Method A								MTCA Method B	
Units	ft	ft	ft	800/1000	500	500	5	1000	700	1000	160	NE	400	1600	160	16	0.01	5	200	5	5	0.2	0.77	
MW-1A	1/29/2004	NR	NR	NR	<100	<200	<500	<1.0	<1.0	<1.0	<1.0	<1.0	<1.0	<1.0	<1.0	<1.0	<1.0	<1.0	<1.0	<1.0	<1.0	<1.0	<1.0	<1.0
MW-1A	10/16/2014	38.94	12.81	26.13	---	---	---	---	---	---	---	---	---	---	---	---	---	---	---	---	---	---	---	---
MW-1A	10/21/2014	38.94	12.55	26.39	83.8 J	110 J	78 J	<0.15	<0.11	<0.16	<0.40	<2.0	<0.24	<0.20	<0.16	0.68 J	30.5	<0.15	<0.13	<0.26	33.9	153	1.2	33.9
MW-2 *	1/29/2004	NR	NR	NR	<100	<200	<500	<1.0	<1.0	<1.0	<1.0	<1.0	<1.0	<1.0	<1.0	<1.0	<1.0	<1.0	<1.0	<1.0	<1.0	<1.0	<1.0	<1.0
MW-2	10/16/2014	38.71	10.99	27.72	---	---	---	---	---	---	---	---	---	---	---	---	---	---	---	---	---	---	---	---
MW-2	10/21/2014	38.71	10.18	28.53	<50.0	<48	<28	<0.15	<0.11	<0.16	<0.40	<2.0	<0.24	<0.20	<0.16	<0.23	<0.13	<0.15	<0.13	<0.26	0.46	9.3	<0.20	0.46
MW-2 DUP	10/21/2014	38.71	10.18	28.53	<50.0	---	---	<0.15	0.18 J	<0.16	<0.40	<2.0	<0.24	<0.20	<0.16	<0.23	<0.13	<0.15	<0.13	<0.26	0.65	11.5	<0.20	0.65
MW-3 *	1/29/2004	NR	NR	NR	<100	<200	<500	<1.0	<1.0	<1.0	<1.0	<1.0	<1.0	<1.0	<1.0	<1.0	<1.0	<1.0	<1.0	<1.0	<1.0	<1.0	<1.0	<1.0
MW-3	10/16/2014	38.68	11.35	27.33	---	---	---	---	---	---	---	---	---	---	---	---	---	---	---	---	---	---	---	---
MW-3	10/21/2014	38.68	11.12	27.56	<50.0	<50	61 J	<0.15	<0.11	<0.16	<0.40	<2.0	<0.24	<0.20	<0.16	<0.23	<0.13	<0.15	<0.13	<0.26	1.3	23.8	<0.20	1.3
MW-4 *	1/29/2004	NR	NR	NR	<100	<200	<500	<1.0	<1.0	<1.0	<1.0	<1.0	<1.0	<1.0	<1.0	<1.0	<1.0	<1.0	<1.0	<1.0	<1.0	<1.0	<1.0	<1.0
MW-4	10/16/2014	36.63	12.30	24.33	---	---	---	---	---	---	---	---	---	---	---	---	---	---	---	---	---	---	---	---
MW-4	10/21/2014	36.63	12.05	24.58	<50.0	<48	35 J	<0.15	<0.11	<0.16	<0.40	<2.0	<0.24	<0.20	<0.16	<0.23	0.51 J	<0.15	<0.13	<0.26	3.1	36.8	<0.20	3.1
MW-5 *	2/20/2004	NR	NR	NR	<200	<500	<500	<1.0	<1.0	<1.0	<1.0	---	---	7.8	---	35	4700	---	---	---	<1.0	16,000	3.8	---
MW-5	10/16/2014	37.07	13.48	23.59	---	---	---	---	---	---	---	---	---	---	---	---	---	---	---	---	---	---	---	---
MW-5	10/21/2014	37.07	13.56	23.51	6,430	<48	29 J	<3.8	<2.8	<4.1	<10.1	<50.0	<6.0	<5.0	<4.0	14.4 J	485	<3.7	<3.3	<6.6	1,380	11,000	<4.9	1,380

Abbreviations and Notes:
 DTW = Depth to Water in feet
 GWE = Groundwater Elevation
 TOC = Top of Casing
 TPHg = Total petroleum hydrocarbons as gasoline range organics analyzed by method NWTPH-Gx
 TPHd = Total petroleum hydrocarbons as diesel range organics analyzed by method NWTPH-Dx
 TPHo = Total petroleum hydrocarbons as heavy oil range organics analyzed by method NWTPH-Dx
 VOC = Volatile Organic Compounds analyzed by EPA Method 8260 (See analytical laboratory reports for a complete list of VOCs)
 ug/L = Micrograms per liter
 NE = Not established
 NR = Not reported
 --- = Not analyzed
 <n = Below laboratory detection limit of n ug/L
 MTCA = Model Toxics Control Act Cleanup Regulations [WAC 173-340-720(2)(a)(1), as amended February 2001]

¹ The cleanup levels in the table are from the following standards: Federal Maximum Contaminant Levels (MCLs) from US Environmental Protection Agency, MTCA Method A cleanup level, MTCA Method B cleanup level obtained from Cleanup Level Risk Calculations (CLARC) value for groundwater.

* = Grab groundwater sample
 All data prior to 2014 collected by previous consultants
 a = Constituent analyzed by method NWTPH-HCID

TABLE 1B
 SUMMARY OF GROUNDWATER ANALYTICAL DATA
 METALS
 FORMER STAR LAUNDRY
 160 12TH AVENUE
 SEATTLE, WASHINGTON

Sample ID	Date	TOC	DTW*	GWE	METALS					Copper	Lead		
					Arsenic	Arsenic	Cadmium	Cadmium	Chromium			Chromium	Chromium IV
					MTCA Method A				MTCA Method B			MTCA A	
5	5	5	5	50	50	48	320	15					
Units	ft	ft	ft	ug/L	ug/L	ug/L	ug/L	ug/L	ug/L	ug/L			
MW-1A	1/29/2004	NR	NR	NR	26	--	<5	--	<10	--	--	10	7
MW-1A	10/16/2014	38.94	12.81	26.13	---	---	---	---	---	---	---	---	---
MW-1A	10/21/2014	38.94	12.55	26.39	---	---	---	---	---	---	---	---	---
MW-2	1/29/2004	NR	NR	NR	19	--	<5	--	20	--	--	20	1
MW-2	10/16/2014	38.71	10.99	27.72	---	---	---	---	---	---	---	---	---
MW-2	10/21/2014	38.71	10.18	28.53	5.8	3.2	0.068 J	<0.033	9.4	<0.22	---	---	4.1
MW-2 DUP	10/21/2014	38.71	10.18	28.53	---	---	---	---	---	---	---	---	---
MW-3	1/29/2004	NR	NR	NR	55	--	<5	--	<10	--	--	<10	<2
MW-3	10/16/2014	38.68	11.35	27.33	---	---	---	---	---	---	---	---	---
MW-3	10/21/2014	38.68	11.12	27.56	2.7	1.6	0.050 J	0.033 J	11.7	2.0	---	---	2.1
MW-4	1/29/2004	NR	NR	NR	28	--	<5	--	9	--	--	10	7
MW-4	10/16/2014	36.63	12.30	24.33	---	---	---	---	---	---	---	---	---
MW-4	10/21/2014	36.63	12.05	24.58	4.1	0.36 J	0.25	0.035 J	15.9	0.33 J	---	---	47.7
MW-5	10/16/2014	37.07	13.48	23.59	---	---	---	---	---	---	---	---	---
MW-5	10/21/2014	37.07	13.56	23.51	---	---	---	---	---	---	---	---	---

Abbreviations and Notes:

DTW = Depth to Water in feet

GWE = Groundwater Elevation

TOC = Top of Casing

ug/L = Micrograms per liter

NE = Not established

---- = Not analyzed

<n = Below laboratory detection limit of n ug/L

All metals analyzed by method 7010, except mercury which was analyzed by method 7470A; see analytical laboratory reports for a complete list of compounds analyzed.

MTCA = Model Toxics Control Act Cleanup Regulations [WAC 173-340-720(2)(a)(1), as amended February 2001]

All data prior to 2014 collected by previous consultants

Appendix A

Blaine Tech Services, Inc. – Well Re-development Field Data Sheets

WELL DEVELOPMENT DATA SHEET

Project #: 141016-CPI	Client: CRA
Developer: Craig Peters	Date Developed: 10/16/14
Well I.D. MW-1A	Well Diameter: (circle one) 2 3 4 6 1
Total Well Depth: Before 14.48 After 14.52	Depth to Water: Before 12.81 After
Reason not developed:	If Free Product, thickness:

Additional Notations:

Volume Conversion Factor (VCF): (12 x (d ² /4) x π) / 231	Well dia.	VCF	
where	2"	=	0.16
12 = in / foot	3"	=	0.37
d = diameter (in.)	4"	=	0.65
π = 3.1416	6"	=	1.47
231 = in ³ /gal	10"	=	4.08
	12"	=	6.87

.10	X	10	=	1.0
1 Case Volume		Specified Volumes		gallons

Purging Device: Bailer Electric Submersible
 Middleburg Suction Pump

Type of Installed Pump _____
 Other equipment used 20' 5/8" Poly tubing

TIME	TEMP (F)	pH	Cond. (mS or μS)	TURBIDITY (NTUs)	VOLUME REMOVED:	NOTATIONS:
1005						- Started swabbing well with hard bottom (15 min) 5/8" Poly Tubing -
1020	63.3	6.40	605.1	71000	.1	Silty, Grey
						- Well Dewatered after .1 gal -
1200						- Returned to well DTW - 12.87
						- Surged for 5 min -
1205						- Start Purge -
1206	62.2	7.23	566.1	71000		
						- Well Dewatered @ .1 gal Silty Brown
1315						- Returned to well & surged for 5 min. DTW - 12.84
1320						- Start Purge -
1321	62.5	7.29	541.2	71000		Silty Brown
						- Well Dewatered @ .1 gal
Did Well Dewater?		If yes, note above.		Gallons Actually Evacuated:		0.4

WELL DEVELOPMENT DATA SHEET

Project #: <u>141016-CPI</u>	Client: <u>CRA</u>
Developer: <u>Craig Peters</u>	Date Developed: <u>10/16/07</u>
Well I.D. <u>MW-2</u>	Well Diameter: (circle one) 2 3 4 6 <u>1</u>
Total Well Depth: Before <u>14.53</u> After <u>14.58</u>	Depth to Water: Before <u>10.99</u> After
Reason not developed:	If Free Product, thickness:
Additional Notations:	

Volume Conversion Factor (VCF): (12 x (d ² /4) x π) / 231	Well dia.	VCF	
where	2" =	0.16	<u>1" = 1.04</u>
12 = in / foot	3" =	0.37	
d = diameter (in.)	4" =	0.65	
π = 3.1416	6" =	1.47	
231 = in ³ /gal	10" =	4.08	
	12" =	6.87	

<u>.20</u>	X	<u>10</u>	=	<u>2.0</u>
1 Case Volume		Specified Volumes		gallons

Purging Device: Bailer Electric Submersible
 Middleburg Suction Pump

Type of Installed Pump _____
 Other equipment used 20' 5/8 poly tubing

TIME	TEMP (F)	pH	Cond. (mS or μS)	TURBIDITY (NTUs)	VOLUME REMOVED:	NOTATIONS:
<u>0930</u>						<u>Started Swabbing well</u>
						<u>Hard Bottom</u>
						<u>(15min) with 3/8 poly tubing -</u>
<u>0945</u>						<u>Start Purge -</u>
<u>0946</u>	<u>62.9</u>	<u>5.67</u>	<u>474.6</u>	<u>>1000</u>	<u>.2</u>	<u>Silty, Grey</u>
					<u>.2 gal -</u>	
<u>1145</u>					<u>DTW 11.04</u>	
						<u>Returned to Well -</u>
						<u>Surged well for 5 min</u>
<u>1150</u>	<u>63.1</u>	<u>7.71</u>	<u>437.1</u>	<u>>1000</u>		
					<u>.2 gal</u>	<u>Silty, Brown</u>
<u>1305</u>						<u>Returned to well -</u>
						<u>Surged well for 5 min DTW - 11.93</u>
<u>1311</u>	<u>63.3</u>	<u>8.01</u>	<u>431.2</u>	<u>>1000</u>	<u>.2</u>	<u>Silty, Brown</u>
					<u>.2</u>	
						<u>Well Dewatered @</u>
Did Well Dewater?		If yes, note above.		Gallons Actually Evacuated:		<u>0.8 gal</u>

WELL DEVELOPMENT DATA SHEET

Project #: <u>141016-CPI</u>	Client: <u>CRA</u>
Developer: <u>Craig Peters</u>	Date Developed: 11/10/14 <u>10/16/14</u>
Well I.D. <u>MW-3</u>	Well Diameter: (circle one) 2 3 4 6 <u>1</u>
Total Well Depth: Before <u>14.57</u> After <u>14.59</u>	Depth to Water: Before <u>11.35</u> After
Reason not developed:	If Free Product, thickness:
Additional Notations:	

Volume Conversion Factor (VCF): (12 x (d ² /4) x π) / 231	Well dia.	VCF	
where	2" =	0.16	<u>1" = .04</u>
12 = in / foot	3" =	0.37	
d = diameter (in.)	4" =	0.65	
π = 3.1416	6" =	1.47	
231 = in ³ /gal	10" =	4.08	
	12" =	6.87	

<u>.20</u>	X	<u>10</u>	=	<u>2.0</u>
1 Case Volume		Specified Volumes		gallons

Purging Device: Bailer Electric Submersible
 Middleburg Suction Pump

Type of Installed Pump _____
 Other equipment used _____

TIME	TEMP (F)	pH	Cond. (mS or μS)	TURBIDITY (NTUs)	VOLUME REMOVED:	NOTATIONS:
<u>1115</u>						<u>Started swabbing well with 5/8" Poly Tubing — Hard Bottom</u>
<u>1131</u>						<u>Started Purge —</u>
<u>1132</u>	<u>64.0</u>	<u>7.14</u>	<u>333.1</u>	<u>>1000</u>	<u>.2</u>	<u>Silty, grey</u>
<u>1133</u>					<u>.2 gal</u>	
<u>1230</u>						<u>Returned to well & surged for 5 min — DTW - 13.09</u>
<u>1236</u>						<u>reStart Purge Silty, Brown</u>
<u>1236</u>	<u>63.1</u>	<u>7.25</u>	<u>328.9</u>	<u>>1000</u>		
					<u>.1 gal</u>	<u>—</u>
<u>1335</u>						<u>Returned to well & surged for 5 min DTW - 13.43</u>
<u>1340</u>						<u>Start Purge — Silty, Brown</u>
<u>1341</u>	<u>63.4</u>	<u>7.65</u>	<u>329.7</u>	<u>>1000</u>		
					<u>.1 gal</u>	<u>—</u>
Did Well Dewater?		If yes, note above.		Gallons Actually Evacuated:		<u>0.5 gal</u>

WELL DEVELOPMENT DATA SHEET

Project #: 141016-CPI	Client: CRA
Developer: Craig Peters	Date Developed: 10/16/14
Well I.D. MW-4	Well Diameter: (circle one) 2 3 4 6 <u>1</u>
Total Well Depth: Before 14.78 After 14.81	Depth to Water: Before 12.30 After
Reason not developed:	If Free Product, thickness:

Additional Notations:

Volume Conversion Factor (VCF): $\{12 \times (d^2/4) \times \pi\} / 231$	Well dia.	VCF	
where	2" =	0.16	1" = .04
12 = in / foot	3" =	0.37	
d = diameter (in.)	4" =	0.65	
$\pi = 3.1416$	6" =	1.47	
231 = in ³ /gal	10" =	4.08	
	12" =	6.87	

<u>.10</u>	X	<u>.10</u>	=	<u>1.0</u>
1 Case Volume		Specified Volumes		gallons

Purging Device: Bailer Electric Submersible
 Middleburg Suction Pump

Type of Installed Pump _____
 Other equipment used _____

TIME	TEMP (F)	pH	Cond. (µS) or (µS)	TURBIDITY (NTUs)	VOLUME REMOVED:	NOTATIONS:
1050						Hard Bottom
						5/8" Poly Tubing
1106						Started Purge -
1107	60.3	7.22	428.9	71000	.1	Silty, Grey
					.1 gal.	- well dewatered @
1241						Surged well for 5 min -
1246						Start Purge - DTW - 12.35
1246	59.8	7.41	481.2	71000	.1 gal	Silty, Grey
					.1 gal	- well dewatered @
1345						Returned to well & Surged for 5 min DTW - 12.32
1350						Start Purge -
1351	60.1	7.54	480.4	71000	.1	Silty Brown
					.1 gal	- well dewatered @
Did Well Dewater?		If yes, note above.		Gallons Actually Evacuated:		0.4

WELL DEVELOPMENT DATA SHEET

Project #: <u>141016-CPI</u>	Client: <u>CRA</u>
Developer: <u>Craig Peters</u>	Date Developed: <u>10/16/14</u>
Well I.D. <u>MW-5</u>	Well Diameter: (circle one) 2 3 4 6 <u>1</u>
Total Well Depth: Before <u>15.19</u> After <u>15.18</u>	Depth to Water: Before <u>13.48</u> After
Reason not developed:	If Free Product, thickness:

Additional Notations:

Volume Conversion Factor (VCF): $(12 \times (d^2/4) \times \pi) / 231$	Well dia.	VCF	
where	2"	= 0.16	<u>1" = .04</u>
12 = in / foot	3"	= 0.37	
d = diameter (in.)	4"	= 0.65	
$\pi = 3.1416$	6"	= 1.47	
231 = in 3/gal	10"	= 4.08	
	12"	= 6.87	

<u>.10</u>	X	<u>10</u>	=	<u>1.0</u>
1 Case Volume		Specified Volumes		gallons

Purging Device: Bailer Electric Submersible

 Middleburg Suction Pump

Type of Installed Pump _____

Other equipment used 20' 5/8" Poly Tubing 20' 1/4" poly Tubing

TIME	TEMP (F)	pH	Cond. (mS or μ S)	TURBIDITY (NTUs)	VOLUME REMOVED:	NOTATIONS:
1030	-	-	-	-	-	Hard Bottom
						<u>5/8" Poly Tubing</u>
1046	-	-	-	-	-	- started Purge -
1047	63.0	7.22	379.2	>1000	.1	Silty, Grey
					.1 gal	- Well Dewatered @
1215	-	-	-	-	-	- Returned to well - DTW - 13.55
						- Surged for 5 min. -
1220	-	-	-	-	-	- Start Purge -
1221	62.5	7.44	363.1	>1000	.1 gal	Silty, Grey
					.1 gal	- Well Dewatered @
1325	-	-	-	-	-	- Returned to well & Surged for 5 min. DTW - 13.58
1330	-	-	-	-	-	- Start Purge - Silty Brown
1331	61.8	7.51	358.0	>1000	Well dewatered @ .1 gal	
Did Well Dewater?		If yes, note above.		Gallons Actually Evacuated:		0.4

SPH or Purge Water Drum Log

Client: ARA
 Site Address: 160 12th Ave Seattle WA

STATUS OF DRUM(S) UPON ARRIVAL							
Date	10/16/14						
Number of drum(s) empty:	0						
Number of drum(s) 1/4 full:	0						
Number of drum(s) 1/2 full:	0						
Number of drum(s) 3/4 full:	0						
Number of drum(s) full:	0						
Total drum(s) on site:	0						
Are the drum(s) properly labeled?	N/A						
Drum ID & Contents:	N/A						
If any drum(s) are partially or totally filled, what is the first use date:	N/A						

- If you add any SPH to an empty or partially filled drum, drum must have at least 20 gals. of Purgewater or DI Water.
- If drum contains SPH, the drum MUST be steel AND labeled with the appropriate label.
- All BTS drums MUST be labeled appropriately.

STATUS OF DRUM(S) UPON DEPARTURE							
Date	10/16/14						
Number of drums empty:	0						
Number of drum(s) 1/4 full:	1						
Number of drum(s) 1/2 full:	0						
Number of drum(s) 3/4 full:	0						
Number of drum(s) full:	0						
Total drum(s) on site:	1						
Are the drum(s) properly labeled?	yes						
Drum ID & Contents:	BTS Purge #1 Water						

LOCATION OF DRUM(S)	
Describe location of drum(s):	concrete pad EAST side of Building

FINAL STATUS							
Number of new drum(s) left on site this event	1						
Date of inspection:	10/16/14						
Drum(s) labelled properly:	BTS #1						
Logged by BTS Field Tech:	OP						
Office reviewed by:							

Appendix B

Blaine Tech Services, Inc. – Well Sampling Field Data Sheets

LOW FLOW WELL MONITORING DATA SHEET

Project #: 141021-LB1	Client: CPA
Sampler: LB	Gauging Date: 10/21/14
Well I.D.: MW1-1A	Well Diameter (in.): 2 3 4 6 8 <u>10</u>
Total Well Depth (ft.): 14.38	Depth to Water (ft.): 12.55
Depth to Free Product:	Thickness of Free Product (feet):
Referenced to: <u>PVC</u> Grade	Flow Cell Type: _____

Purge Method: 2" Grundfos Pump Peristaltic Pump Bladder Pump
 Sampling Method: Dedicated Tubing New Tubing Other _____
 Start Purge Time: _____ Flow Rate: _____ Pump Depth: _____

Time	Temp. (°C or °F)	pH	Cond. (mS/cm or µS/cm)	Turbidity (NTUs)	D.O. (mg/L)	ORP (mV)	Water Removed (gals. or mL)	Depth to Water (ft.)
No PURGE SAMPLE TAKEN								
1155	61.4	6.88	628	>1000	—	—	—	—
WELL DEWATERED @ 4 VOLTS								
1400	RETURN TO WELL		WELL DEWATERED @ 1 AMBER		—			

Did well dewater? Yes No Amount actually evacuated: _____

Sampling Time: 1155 Sampling Date: 10/21/14

Sample I.D.: MW1-1A Laboratory: PACE

Analyzed for: TPH BTEX MTBE APHD Other SEE COL

Equipment Blank I.D.: _____ @ _____ Time Duplicate I.D.: _____

LOW FLOW WELL MONITORING DATA SHEET

Project #: 141021-LB1	Client: CRA
Sampler: LB	Gauging Date: 10/21/14
Well I.D.: MW-2	Well Diameter (in.): 2 3 4 6 8 <u>①</u>
Total Well Depth (ft.): 14.49	Depth to Water (ft.): 10.18
Depth to Free Product:	Thickness of Free Product (feet):
Referenced to: <u>PYC</u> Grade	Flow Cell Type: <u>YSI 53C</u>

Purge Method: 2" Grundfos Pump Peristaltic Pump Bladder Pump
 Sampling Method: Dedicated Tubing New Tubing Other _____
 Start Purge Time: 0922 Flow Rate: 100 mL / MIN Pump Depth: 14'

Time	Temp. (°C or °F)	pH	Cond. (mS/cm or µS/cm)	Turbidity (NTUs)	D.O. (mg/L)	ORP (mV)	Water Removed (gals. or mL)	Depth to Water (ft.)
		WELL	DRAWING	DOWN	SIGNIFICANTLY	BEFORE		
		FLOW	CELL	FILLED,	SWITCH	TO NO PURGE		
0938	61.4	6.88	618	>1000	—	—	—	
		WELL	DEWATERED @	6	VOALS			
1100		RETURN TO WELL,	WELL	DEWATERED @	6	VOALS / AMBER		
1300		RETURN TO WELL,	WELL	DEWATERED @	2	POLY		

Did well dewater? Yes No Amount actually evacuated: —

Sampling Time: 0938 Sampling Date: 10/21/14

Sample I.D.: MW-2 Laboratory: PACE

Analyzed for: TPH-G BTEX MTBE TPH-D Other: SEE COL

Equipment Blank I.D.: @ _____ Time Duplicate I.D.: DUP

LOW FLOW WELL MONITORING DATA SHEET

Project #: <u>141021-LB1</u>	Client: <u>CFA</u>
Sampler: <u>LB</u>	Gauging Date: <u>10/21/14</u>
Well I.D.: <u>MW-3</u>	Well Diameter (in.): 2 3 4 6 8 <u>①</u>
Total Well Depth (ft.): <u>14.55</u>	Depth to Water (ft.): <u>11.12</u>
Depth to Free Product:	Thickness of Free Product (feet):
Referenced to: <u>PVC</u> Grade	Flow Cell Type: _____

Purge Method: 2" Grundfos Pump Peristaltic Pump Bladder Pump
 Sampling Method: Dedicated Tubing New Tubing Other _____
 Start Purge Time: NA Flow Rate: NA Pump Depth: NA

Time	Temp. (°C or °F)	pH	Cond. (mS/cm or µS/cm)	Turbidity (NTUs)	D.O. (mg/L)	ORP (mV)	Water Removed (gals. or mL)	Depth to Water (ft.)
—	—	<u>NO</u>	<u>PURGE</u>	<u>SAMPLE</u>	<u>TAKEN</u>	—	—	—
<u>1040</u>	<u>60.4</u>	<u>6.94</u>	<u>384</u>	<u>>1000</u>	—	—	—	—
—	—	<u>WELL</u>	<u>DEWATERED @</u>	<u>6 VOLTS</u>	<u>+ 2</u>	<u>POLYS</u>	—	—
<u>1235</u>	—	<u>RETURN TO WELL,</u>	<u>WELL</u>	<u>DEWATERED @</u>	<u>1</u>	<u>AMBER</u>	—	—

Did well dewater? Yes No Amount actually evacuated: —

Sampling Time: 1040 Sampling Date: 10/21/14

Sample I.D.: MW-3 Laboratory: PACE

Analyzed for: TPH-C BTEX MTBE TPH-D Other: SEE COL

Equipment Blank I.D.: _____ @ _____ Time Duplicate I.D.: _____

LOW FLOW WELL MONITORING DATA SHEET

Project #: <u>141021-LB1</u>	Client: <u>CPA</u>
Sampler: <u>LB</u>	Gauging Date: <u>10/21/14</u>
Well I.D.: <u>MW-4</u>	Well Diameter (in.): 2 3 4 6 8 <u>(1)</u>
Total Well Depth (ft.): <u>14.73</u>	Depth to Water (ft.): <u>12.05</u>
Depth to Free Product:	Thickness of Free Product (feet):
Referenced to: <u>RVE</u> Grade	Flow Cell Type: _____

Purge Method: <u>2" Grundfos Pump</u>	Peristaltic Pump	Bladder Pump
Sampling Method: <u>Dedicated Tubing</u>	New Tubing	Other _____
Start Purge Time: <u>N/A</u>	Flow Rate: <u>N/A</u>	Pump Depth: <u>N/A</u>

Time	Temp. (°C or °F)	pH	Cond. (mS/cm or µS/cm)	Turbidity (NTUs)	D.O. (mg/L)	ORP (mV)	Water Removed (gals. or mL)	Depth to Water (ft.)
_____		No PURGE		SAMPLE TAKEN		_____		
1025	60.3	7.08	518	>1000	—	—	—	
_____		WELL DEWATERED @		6 WAS		_____		
1225	—	RETURN TO WELL, DEWATERED @				1 AMBER + 1/2 POLY —		
1330	—	RETURN TO WELL, DEWATERED @				1 + 1/2 POLY —		

Did well dewater? <u>Yes</u> No	Amount actually evacuated: _____
Sampling Time: <u>1025</u>	Sampling Date: <u>10/21/14</u>
Sample I.D.: <u>MW-4</u>	Laboratory: <u>PAGE</u>
Analyzed for: <u>TPH-G</u> BTEX MTBE <u>TPH-D</u>	Other: <u>SEE CO</u>
Equipment Blank I.D.: _____ @ _____ Time	Duplicate I.D.: _____

LOW FLOW WELL MONITORING DATA SHEET

Project #: 141021-LB1	Client: CPA
Sampler: LB	Gauging Date: 10/21/14
Well I.D.: MW-5	Well Diameter (in.): 2 3 4 6 8 <u>10</u>
Total Well Depth (ft.): 15.05	Depth to Water (ft.): 13.56
Depth to Free Product:	Thickness of Free Product (feet):
Referenced to: <u>PVO</u> Grade	Flow Cell Type: _____

Purge Method: 2" Grundfos Pump Peristaltic Pump Bladder Pump
 Sampling Method: Dedicated Tubing New Tubing Other _____
 Start Purge Time: NA Flow Rate: NA Pump Depth: NA

Time	Temp. (°C or °F)	pH	Cond. (mS/cm or µS/cm)	Turbidity (NTUs)	D.O. (mg/L)	ORP (mV)	Water Removed (gals. or mL)	Depth to Water (ft.)
<u>NO PURGE SAMPLE TAKEN</u>								
1000	60.4	6.87	418	>1000	—	—	—	—
<u>WELL DEWATERED @ 3 VOA'S</u>								
1215	<u>RETURN TO WELL, WELL DEWATERED @ 1 VOA & 1/2 AMBER</u>							
1345	<u>RETURN TO WELL, WELL DEWATERED @ 1/2 AMBER</u>							

Did well dewater? Yes No Amount actually evacuated: _____

Sampling Time: 1000 Sampling Date: FACE 10/21/14

Sample I.D.: MW-5 Laboratory: FACE

Analyzed for: ~~TREX~~ BTEX MTBE TPH-D Other: SEE COL

Equipment Blank I.D.: @ _____ Time Duplicate I.D.: _____

BLAINE

TECH SERVICES, INC.

1680 ROGERS AVENUE
 SAN JOSE, CALIFORNIA 95112-1105
 FAX (408) 573-7771
 PHONE (408) 573-0555

CHAIN OF CUSTODY

CLIENT **CRA**

SITE **Former Star Laundry**
160 12th Ave.
Seattle, WA

SAMPLE I.D.	DATE	TIME	MATRIX	CONTAINERS	
				TOTAL	Type
MW-1A	10/21/14	1156	W	5	VOA, AMBER
MW-2	10/21/14	0930	W	9	VOA, PINK AMBER
MW-3	10/21/14	1040	W	9	↓
MW-4	10/21/14	1025	W	9	↓
MW-5	10/21/14	1000	W	5	VOA, AMBER
DUP	10/21/14	—	W	6	VOA

C = COMPOSITE ALL CONTAINERS

LAB **Pace** DHS #

CONDUCT ANALYSIS TO DETECT

	NWTRH-GX	NWTRH-DX 4 MO	AS, Cl, Cr, Pb Dissolved (C020)	VOC's (B2608)	AS, Cl, Cr, Pb Total (C020)	AS, Cl, Cr, Pb Dissolved (C020)														
	X	X	X	X	X	X	X	X	X	X	X	X	X	X	X	X	X	X	X	X
	X	X	X	X	X	X	X	X	X	X	X	X	X	X	X	X	X	X	X	X
	X	X	X	X	X	X	X	X	X	X	X	X	X	X	X	X	X	X	X	X
	X	X	X	X	X	X	X	X	X	X	X	X	X	X	X	X	X	X	X	X
	X	X	X	X	X	X	X	X	X	X	X	X	X	X	X	X	X	X	X	X
	X	X	X	X	X	X	X	X	X	X	X	X	X	X	X	X	X	X	X	X
	X	X	X	X	X	X	X	X	X	X	X	X	X	X	X	X	X	X	X	X
	X	X	X	X	X	X	X	X	X	X	X	X	X	X	X	X	X	X	X	X

SPECIAL INSTRUCTIONS
 LIMITED VOLUME, CONTACT
 Invoice & Report to:
 Christina McClelland (425) 519-0305 TO
 Conestoga-Rovers & Associates (CRA) 125/145 OPTONS
 20818 44th Ave., West, Suite 190
 Lynnwood, WA 98036
 cmcclelland@CRAworld.com
 *LAB TO FILTER & PRESERVE

RESULTS NEEDED NO LATER THAN Standard TAT **12.7 min ICE**

RECEIVED BY **Lee Borz** DATE **10/21/14** TIME **16:35**

RECEIVED BY **Diana Goss/Pace** DATE **10/21/14** TIME **16:35**

RECEIVED BY DATE TIME

RECEIVED BY DATE TIME

SHIPPED VIA DATE SENT TIME SENT COOLER #

WELLHEAD INSPECTION FORM

Client: CRA Site: 1607127th AVE SEATTLE, WA Date: 10/21/14
 Job #: 141021-LB1 Technician: L. BURES Page 1 of 1

Well ID	Well Inspected - No Corrective Action Required	Check indicates deficiency											Well Not Inspected (explain in notes)	Notes (list if cap or lock replaced, if there are access issues associated with repairs, if traffic control is required, if stand pipe damaged, or any specific details not covered by checklist)		
		Cap non-functional	Lock non-functional	Lock missing	Bolts missing (list qty)	Tabs stripped (list qty)	Tabs broken (list qty)	Annular seal incomplete	Apron damaged	Rim / Lid broken	Trip Hazard	Below Grade			Other (explain in notes)	
MW-1A			X													SLIP-ON PVC CAP
MW-2			X		1/2											SLIP-ON PVC CAP
MW-3			X													SLIP-ON PVC CAP
MW-4			X		1/2											SLIP-ON PVC CAP
MW-5			X													SLIP-ON PVC CAP

NOTES: _____

Appendix C

Analytical Laboratory Report

November 07, 2014

Brian Peters
Conestoga-Rovers & Associates
20818 44th Avenue W
Suite 190
Lynnwood, WA 98036

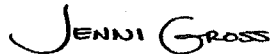
RE: Project: 062224-03 Former Star Laundry
Pace Project No.: 10286313

Dear Brian Peters:

Enclosed are the analytical results for sample(s) received by the laboratory on October 23, 2014. The results relate only to the samples included in this report. Results reported herein conform to the most current TNI standards and the laboratory's Quality Assurance Manual, where applicable, unless otherwise noted in the body of the report.

If you have any questions concerning this report, please feel free to contact me.

Sincerely,



Jennifer Gross
jennifer.gross@pacelabs.com
Project Manager

Enclosures

cc: Jeffrey Cloud, Conestoga-Rovers Association



REPORT OF LABORATORY ANALYSIS

This report shall not be reproduced, except in full,
without the written consent of Pace Analytical Services, Inc..

CERTIFICATIONS

Project: 062224-03 Former Star Laundry
Pace Project No.: 10286313

Minnesota Certification IDs

1700 Elm Street SE Suite 200, Minneapolis, MN 55414
A2LA Certification #: 2926.01
Alaska Certification #: UST-078
Alaska Certification #MN00064
Alabama Certification #40770
Arizona Certification #: AZ-0014
Arkansas Certification #: 88-0680
California Certification #: 01155CA
Colorado Certification #Pace
Connecticut Certification #: PH-0256
EPA Region 8 Certification #: 8TMS-L
Florida/NELAP Certification #: E87605
Guam Certification #:14-008r
Georgia Certification #: 959
Georgia EPD #: Pace
Idaho Certification #: MN00064
Hawaii Certification #MN00064
Illinois Certification #: 200011
Indiana Certification#C-MN-01
Iowa Certification #: 368
Kansas Certification #: E-10167
Kentucky Dept of Envi. Protection - DW #90062
Kentucky Dept of Envi. Protection - VVW #:90062
Louisiana DEQ Certification #: 3086
Louisiana DHH #: LA140001
Maine Certification #: 2013011
Maryland Certification #: 322
Michigan DEPH Certification #: 9909

Minnesota Certification #: 027-053-137
Mississippi Certification #: Pace
Montana Certification #: MT0092
Nevada Certification #: MN_00064
Nebraska Certification #: Pace
New Jersey Certification #: MN-002
New York Certification #: 11647
North Carolina Certification #: 530
North Carolina State Public Health #: 27700
North Dakota Certification #: R-036
Ohio EPA #: 4150
Ohio VAP Certification #: CL101
Oklahoma Certification #: 9507
Oregon Certification #: MN200001
Oregon Certification #: MN300001
Pennsylvania Certification #: 68-00563
Puerto Rico Certification
Saipan (CNM) #:MP0003
South Carolina #:74003001
Texas Certification #: T104704192
Tennessee Certification #: 02818
Utah Certification #: MN000642013-4
Virginia DGS Certification #: 251
Virginia/VELAP Certification #: Pace
Washington Certification #: C486
West Virginia Certification #: 382
West Virginia DHHR #:9952C
Wisconsin Certification #: 999407970

REPORT OF LABORATORY ANALYSIS

This report shall not be reproduced, except in full,
without the written consent of Pace Analytical Services, Inc..

SAMPLE SUMMARY

Project: 062224-03 Former Star Laundry
Pace Project No.: 10286313

Lab ID	Sample ID	Matrix	Date Collected	Date Received
10286313001	MW-1A	Water	10/21/14 11:55	10/23/14 09:45
10286313002	MW-2	Water	10/21/14 09:38	10/23/14 09:45
10286313003	MW-3	Water	10/21/14 10:40	10/23/14 09:45
10286313004	MW-4	Water	10/21/14 10:25	10/23/14 09:45
10286313005	MW-5	Water	10/21/14 10:00	10/23/14 09:45
10286313006	DUP	Water	10/21/14 00:00	10/23/14 09:45
10286313007	Trip Blank	Water	10/21/14 00:00	10/23/14 09:45

REPORT OF LABORATORY ANALYSIS

This report shall not be reproduced, except in full,
without the written consent of Pace Analytical Services, Inc..

SAMPLE ANALYTE COUNT

Project: 062224-03 Former Star Laundry
Pace Project No.: 10286313

Lab ID	Sample ID	Method	Analysts	Analytes Reported	Laboratory
10286313001	MW-1A	NWTPH-Dx	JRH	4	PASI-M
		NWTPH-Gx/8021	LLC	2	PASI-M
		EPA 8260	AJC	70	PASI-M
10286313002	MW-2	NWTPH-Dx	JRH	4	PASI-M
		NWTPH-Gx/8021	LLC	2	PASI-M
		EPA 6020	TT3	4	PASI-M
		EPA 6020	TT3	4	PASI-M
10286313003	MW-3	EPA 8260	AJC	70	PASI-M
		NWTPH-Dx	JRH	4	PASI-M
		NWTPH-Gx/8021	LLC	2	PASI-M
		EPA 6020	TT3	4	PASI-M
10286313004	MW-4	EPA 6020	TT3	4	PASI-M
		EPA 8260	AJC	70	PASI-M
		NWTPH-Dx	JRH	4	PASI-M
		NWTPH-Gx/8021	LLC	2	PASI-M
10286313005	MW-5	EPA 6020	TT3	4	PASI-M
		EPA 6020	TT3	4	PASI-M
		EPA 8260	AJC	70	PASI-M
		NWTPH-Dx	JRH	4	PASI-M
10286313006	DUP	NWTPH-Gx/8021	LLC	2	PASI-M
		EPA 8260	AJC	70	PASI-M
		NWTPH-Gx/8021	LLC	2	PASI-M
10286313007	Trip Blank	NWTPH-Gx/8021	LLC	2	PASI-M
		EPA 8260	AJC	70	PASI-M

REPORT OF LABORATORY ANALYSIS

This report shall not be reproduced, except in full,
without the written consent of Pace Analytical Services, Inc..



ANALYTICAL RESULTS

Project: 062224-03 Former Star Laundry
 Pace Project No.: 10286313

Sample: MW-1A Lab ID: 10286313001 Collected: 10/21/14 11:55 Received: 10/23/14 09:45 Matrix: Water

Parameters	Results	Units	PQL	MDL	DF	Prepared	Analyzed	CAS No.	Qual
NWTPH-Dx GCS LV									
Analytical Method: NWTPH-Dx Preparation Method: EPA 3510									
Diesel Fuel Range	0.11J	mg/L	0.42	0.050	1	10/27/14 16:25	11/02/14 22:13	68334-30-5	
Motor Oil Range	0.078J	mg/L	0.42	0.029	1	10/27/14 16:25	11/02/14 22:13		B
Surrogates									
o-Terphenyl (S)	75 %		30-125		1	10/27/14 16:25	11/02/14 22:13	84-15-1	
n-Triacontane (S)	83 %		30-125		1	10/27/14 16:25	11/02/14 22:13	638-68-6	
NWTPH-Gx GCV									
Analytical Method: NWTPH-Gx/8021									
TPH as Gas	83.8J	ug/L	100	50.0	1		10/30/14 16:05		
Surrogates									
a,a,a-Trifluorotoluene (S)	101 %		70-125		1		10/30/14 16:05	98-08-8	
8260 VOC									
Analytical Method: EPA 8260									
1,1,1,2-Tetrachloroethane	<0.50	ug/L	1.0	0.50	1		10/30/14 12:57	630-20-6	
1,1,1-Trichloroethane	<0.26	ug/L	1.0	0.26	1		10/30/14 12:57	71-55-6	
1,1,2,2-Tetrachloroethane	<0.50	ug/L	1.0	0.50	1		10/30/14 12:57	79-34-5	
1,1,2-Trichloroethane	<0.13	ug/L	1.0	0.13	1		10/30/14 12:57	79-00-5	
1,1,2-Trichlorotrifluoroethane	<0.50	ug/L	1.0	0.50	1		10/30/14 12:57	76-13-1	
1,1-Dichloroethane	<0.16	ug/L	1.0	0.16	1		10/30/14 12:57	75-34-3	
1,1-Dichloroethene	<0.20	ug/L	1.0	0.20	1		10/30/14 12:57	75-35-4	
1,1-Dichloropropene	<0.50	ug/L	1.0	0.50	1		10/30/14 12:57	563-58-6	
1,2,3-Trichlorobenzene	<0.50	ug/L	1.0	0.50	1		10/30/14 12:57	87-61-6	
1,2,3-Trichloropropane	<1.2	ug/L	4.0	1.2	1		10/30/14 12:57	96-18-4	
1,2,4-Trichlorobenzene	<0.50	ug/L	1.0	0.50	1		10/30/14 12:57	120-82-1	
1,2,4-Trimethylbenzene	<0.50	ug/L	1.0	0.50	1		10/30/14 12:57	95-63-6	
1,2-Dibromo-3-chloropropane	<2.0	ug/L	4.0	2.0	1		10/30/14 12:57	96-12-8	
1,2-Dibromoethane (EDB)	<0.15	ug/L	1.0	0.15	1		10/30/14 12:57	106-93-4	
1,2-Dichlorobenzene	<0.16	ug/L	1.0	0.16	1		10/30/14 12:57	95-50-1	
1,2-Dichloroethane	<0.13	ug/L	1.0	0.13	1		10/30/14 12:57	107-06-2	
1,2-Dichloropropane	<0.14	ug/L	4.0	0.14	1		10/30/14 12:57	78-87-5	
1,3,5-Trimethylbenzene	<0.50	ug/L	1.0	0.50	1		10/30/14 12:57	108-67-8	
1,3-Dichlorobenzene	<0.50	ug/L	1.0	0.50	1		10/30/14 12:57	541-73-1	
1,3-Dichloropropane	<0.50	ug/L	1.0	0.50	1		10/30/14 12:57	142-28-9	
1,4-Dichlorobenzene	<0.50	ug/L	1.0	0.50	1		10/30/14 12:57	106-46-7	
2,2-Dichloropropane	<0.17	ug/L	4.0	0.17	1		10/30/14 12:57	594-20-7	
2-Butanone (MEK)	<2.5	ug/L	5.0	2.5	1		10/30/14 12:57	78-93-3	CL,L2
2-Chlorotoluene	<0.14	ug/L	1.0	0.14	1		10/30/14 12:57	95-49-8	
4-Chlorotoluene	<0.083	ug/L	1.0	0.083	1		10/30/14 12:57	106-43-4	
4-Methyl-2-pentanone (MIBK)	<2.5	ug/L	5.0	2.5	1		10/30/14 12:57	108-10-1	
Acetone	<10.0	ug/L	20.0	10.0	1		10/30/14 12:57	67-64-1	
Allyl chloride	<0.45	ug/L	4.0	0.45	1		10/30/14 12:57	107-05-1	
Benzene	<0.15	ug/L	1.0	0.15	1		10/30/14 12:57	71-43-2	
Bromobenzene	<0.13	ug/L	1.0	0.13	1		10/30/14 12:57	108-86-1	
Bromochloromethane	<0.12	ug/L	1.0	0.12	1		10/30/14 12:57	74-97-5	
Bromodichloromethane	<0.20	ug/L	1.0	0.20	1		10/30/14 12:57	75-27-4	
Bromoform	<2.0	ug/L	4.0	2.0	1		10/30/14 12:57	75-25-2	
Bromomethane	<2.0	ug/L	4.0	2.0	1		10/30/14 12:57	74-83-9	CL

REPORT OF LABORATORY ANALYSIS

This report shall not be reproduced, except in full,
 without the written consent of Pace Analytical Services, Inc..



ANALYTICAL RESULTS

Project: 062224-03 Former Star Laundry
 Pace Project No.: 10286313

Sample: MW-1A Lab ID: 10286313001 Collected: 10/21/14 11:55 Received: 10/23/14 09:45 Matrix: Water

Parameters	Results	Units	PQL	MDL	DF	Prepared	Analyzed	CAS No.	Qual
8260 VOC		Analytical Method: EPA 8260							
Carbon tetrachloride	<0.16	ug/L	1.0	0.16	1		10/30/14 12:57	56-23-5	
Chlorobenzene	<0.066	ug/L	1.0	0.066	1		10/30/14 12:57	108-90-7	
Chloroethane	<0.24	ug/L	1.0	0.24	1		10/30/14 12:57	75-00-3	
Chloroform	<0.16	ug/L	1.0	0.16	1		10/30/14 12:57	67-66-3	
Chloromethane	<0.34	ug/L	4.0	0.34	1		10/30/14 12:57	74-87-3	
Dibromochloromethane	<0.50	ug/L	1.0	0.50	1		10/30/14 12:57	124-48-1	
Dibromomethane	<0.18	ug/L	4.0	0.18	1		10/30/14 12:57	74-95-3	
Dichlorodifluoromethane	<0.50	ug/L	1.0	0.50	1		10/30/14 12:57	75-71-8	
Dichlorofluoromethane	<0.20	ug/L	1.0	0.20	1		10/30/14 12:57	75-43-4	
Diethyl ether (Ethyl ether)	<0.14	ug/L	4.0	0.14	1		10/30/14 12:57	60-29-7	
Ethylbenzene	<0.16	ug/L	1.0	0.16	1		10/30/14 12:57	100-41-4	
Hexachloro-1,3-butadiene	<0.50	ug/L	1.0	0.50	1		10/30/14 12:57	87-68-3	
Isopropylbenzene (Cumene)	<0.50	ug/L	1.0	0.50	1		10/30/14 12:57	98-82-8	
Methyl-tert-butyl ether	<0.17	ug/L	1.0	0.17	1		10/30/14 12:57	1634-04-4	
Methylene Chloride	<2.0	ug/L	4.0	2.0	1		10/30/14 12:57	75-09-2	
Naphthalene	<2.0	ug/L	4.0	2.0	1		10/30/14 12:57	91-20-3	
Styrene	<0.063	ug/L	1.0	0.063	1		10/30/14 12:57	100-42-5	
Tetrachloroethene	153	ug/L	1.0	0.16	1		10/30/14 12:57	127-18-4	
Tetrahydrofuran	<2.0	ug/L	10.0	2.0	1		10/30/14 12:57	109-99-9	
Toluene	<0.11	ug/L	1.0	0.11	1		10/30/14 12:57	108-88-3	
Trichloroethene	33.9	ug/L	0.40	0.091	1		10/30/14 12:57	79-01-6	
Trichlorofluoromethane	<0.22	ug/L	1.0	0.22	1		10/30/14 12:57	75-69-4	
Vinyl chloride	1.2	ug/L	0.40	0.20	1		10/30/14 12:57	75-01-4	
Xylene (Total)	<0.40	ug/L	3.0	0.40	1		10/30/14 12:57	1330-20-7	
cis-1,2-Dichloroethene	30.5	ug/L	1.0	0.13	1		10/30/14 12:57	156-59-2	
cis-1,3-Dichloropropene	<0.13	ug/L	4.0	0.13	1		10/30/14 12:57	10061-01-5	
n-Butylbenzene	<0.50	ug/L	1.0	0.50	1		10/30/14 12:57	104-51-8	
n-Propylbenzene	<0.50	ug/L	1.0	0.50	1		10/30/14 12:57	103-65-1	
p-Isopropyltoluene	<0.50	ug/L	1.0	0.50	1		10/30/14 12:57	99-87-6	
sec-Butylbenzene	<0.50	ug/L	1.0	0.50	1		10/30/14 12:57	135-98-8	
tert-Butylbenzene	<0.50	ug/L	1.0	0.50	1		10/30/14 12:57	98-06-6	
trans-1,2-Dichloroethene	0.68J	ug/L	1.0	0.23	1		10/30/14 12:57	156-60-5	
trans-1,3-Dichloropropene	<0.18	ug/L	4.0	0.18	1		10/30/14 12:57	10061-02-6	
Surrogates									
1,2-Dichloroethane-d4 (S)	88 %		75-125		1		10/30/14 12:57	17060-07-0	
Toluene-d8 (S)	99 %		75-125		1		10/30/14 12:57	2037-26-5	
4-Bromofluorobenzene (S)	98 %		75-125		1		10/30/14 12:57	460-00-4	

REPORT OF LABORATORY ANALYSIS

This report shall not be reproduced, except in full,
 without the written consent of Pace Analytical Services, Inc..



ANALYTICAL RESULTS

Project: 062224-03 Former Star Laundry
 Pace Project No.: 10286313

Sample: MW-2 Lab ID: 10286313002 Collected: 10/21/14 09:38 Received: 10/23/14 09:45 Matrix: Water

Parameters	Results	Units	PQL	MDL	DF	Prepared	Analyzed	CAS No.	Qual
NWTPH-Dx GCS LV									
Analytical Method: NWTPH-Dx Preparation Method: EPA 3510									
Diesel Fuel Range	<0.048	mg/L	0.40	0.048	1	10/27/14 16:25	11/02/14 22:35	68334-30-5	
Motor Oil Range	<0.028	mg/L	0.40	0.028	1	10/27/14 16:25	11/02/14 22:35		
Surrogates									
o-Terphenyl (S)	78 %		30-125		1	10/27/14 16:25	11/02/14 22:35	84-15-1	
n-Triacontane (S)	86 %		30-125		1	10/27/14 16:25	11/02/14 22:35	638-68-6	
NWTPH-Gx GCV									
Analytical Method: NWTPH-Gx/8021									
TPH as Gas	<50.0	ug/L	100	50.0	1		10/30/14 12:07		
Surrogates									
a,a,a-Trifluorotoluene (S)	102 %		70-125		1		10/30/14 12:07	98-08-8	
6020 MET ICPMS									
Analytical Method: EPA 6020 Preparation Method: EPA 3020									
Arsenic	5.8	ug/L	0.50	0.25	1	10/28/14 20:46	10/30/14 22:35	7440-38-2	
Cadmium	0.068J	ug/L	0.080	0.033	1	10/28/14 20:46	10/30/14 22:35	7440-43-9	
Chromium	9.4	ug/L	0.50	0.22	1	10/28/14 20:46	10/30/14 22:35	7440-47-3	
Lead	4.1	ug/L	0.10	0.046	1	10/28/14 20:46	10/30/14 22:35	7439-92-1	
6020 MET ICPMS, Lab Filtered									
Analytical Method: EPA 6020 Preparation Method: EPA 3020									
Arsenic, Dissolved	3.2	ug/L	0.50	0.25	1	11/05/14 10:32	11/06/14 10:19	7440-38-2	
Cadmium, Dissolved	<0.033	ug/L	0.080	0.033	1	11/05/14 10:32	11/06/14 10:19	7440-43-9	
Chromium, Dissolved	<0.22	ug/L	0.50	0.22	1	11/05/14 10:32	11/06/14 10:19	7440-47-3	
Lead, Dissolved	<0.046	ug/L	0.10	0.046	1	11/05/14 10:32	11/06/14 10:19	7439-92-1	
8260 VOC									
Analytical Method: EPA 8260									
1,1,1,2-Tetrachloroethane	<0.50	ug/L	1.0	0.50	1		10/30/14 13:11	630-20-6	
1,1,1-Trichloroethane	<0.26	ug/L	1.0	0.26	1		10/30/14 13:11	71-55-6	
1,1,2,2-Tetrachloroethane	<0.50	ug/L	1.0	0.50	1		10/30/14 13:11	79-34-5	
1,1,2-Trichloroethane	<0.13	ug/L	1.0	0.13	1		10/30/14 13:11	79-00-5	
1,1,2-Trichlorotrifluoroethane	<0.50	ug/L	1.0	0.50	1		10/30/14 13:11	76-13-1	
1,1-Dichloroethane	<0.16	ug/L	1.0	0.16	1		10/30/14 13:11	75-34-3	
1,1-Dichloroethene	<0.20	ug/L	1.0	0.20	1		10/30/14 13:11	75-35-4	
1,1-Dichloropropene	<0.50	ug/L	1.0	0.50	1		10/30/14 13:11	563-58-6	
1,2,3-Trichlorobenzene	<0.50	ug/L	1.0	0.50	1		10/30/14 13:11	87-61-6	
1,2,3-Trichloropropane	<1.2	ug/L	4.0	1.2	1		10/30/14 13:11	96-18-4	
1,2,4-Trichlorobenzene	<0.50	ug/L	1.0	0.50	1		10/30/14 13:11	120-82-1	
1,2,4-Trimethylbenzene	<0.50	ug/L	1.0	0.50	1		10/30/14 13:11	95-63-6	
1,2-Dibromo-3-chloropropane	<2.0	ug/L	4.0	2.0	1		10/30/14 13:11	96-12-8	
1,2-Dibromoethane (EDB)	<0.15	ug/L	1.0	0.15	1		10/30/14 13:11	106-93-4	
1,2-Dichlorobenzene	<0.16	ug/L	1.0	0.16	1		10/30/14 13:11	95-50-1	
1,2-Dichloroethane	<0.13	ug/L	1.0	0.13	1		10/30/14 13:11	107-06-2	
1,2-Dichloropropane	<0.14	ug/L	4.0	0.14	1		10/30/14 13:11	78-87-5	
1,3,5-Trimethylbenzene	<0.50	ug/L	1.0	0.50	1		10/30/14 13:11	108-67-8	
1,3-Dichlorobenzene	<0.50	ug/L	1.0	0.50	1		10/30/14 13:11	541-73-1	
1,3-Dichloropropane	<0.50	ug/L	1.0	0.50	1		10/30/14 13:11	142-28-9	
1,4-Dichlorobenzene	<0.50	ug/L	1.0	0.50	1		10/30/14 13:11	106-46-7	
2,2-Dichloropropane	<0.17	ug/L	4.0	0.17	1		10/30/14 13:11	594-20-7	

REPORT OF LABORATORY ANALYSIS

This report shall not be reproduced, except in full,
 without the written consent of Pace Analytical Services, Inc..



ANALYTICAL RESULTS

Project: 062224-03 Former Star Laundry
 Pace Project No.: 10286313

Sample: MW-2 Lab ID: 10286313002 Collected: 10/21/14 09:38 Received: 10/23/14 09:45 Matrix: Water

Parameters	Results	Units	PQL	MDL	DF	Prepared	Analyzed	CAS No.	Qual
8260 VOC		Analytical Method: EPA 8260							
2-Butanone (MEK)	<2.5 ug/L		5.0	2.5	1		10/30/14 13:11	78-93-3	CL,L2
2-Chlorotoluene	<0.14 ug/L		1.0	0.14	1		10/30/14 13:11	95-49-8	
4-Chlorotoluene	<0.083 ug/L		1.0	0.083	1		10/30/14 13:11	106-43-4	
4-Methyl-2-pentanone (MIBK)	<2.5 ug/L		5.0	2.5	1		10/30/14 13:11	108-10-1	
Acetone	<10.0 ug/L		20.0	10.0	1		10/30/14 13:11	67-64-1	
Allyl chloride	<0.45 ug/L		4.0	0.45	1		10/30/14 13:11	107-05-1	
Benzene	<0.15 ug/L		1.0	0.15	1		10/30/14 13:11	71-43-2	
Bromobenzene	<0.13 ug/L		1.0	0.13	1		10/30/14 13:11	108-86-1	
Bromochloromethane	<0.12 ug/L		1.0	0.12	1		10/30/14 13:11	74-97-5	
Bromodichloromethane	<0.20 ug/L		1.0	0.20	1		10/30/14 13:11	75-27-4	
Bromoform	<2.0 ug/L		4.0	2.0	1		10/30/14 13:11	75-25-2	
Bromomethane	<2.0 ug/L		4.0	2.0	1		10/30/14 13:11	74-83-9	CL
Carbon tetrachloride	<0.16 ug/L		1.0	0.16	1		10/30/14 13:11	56-23-5	
Chlorobenzene	<0.066 ug/L		1.0	0.066	1		10/30/14 13:11	108-90-7	
Chloroethane	<0.24 ug/L		1.0	0.24	1		10/30/14 13:11	75-00-3	
Chloroform	<0.16 ug/L		1.0	0.16	1		10/30/14 13:11	67-66-3	
Chloromethane	<0.34 ug/L		4.0	0.34	1		10/30/14 13:11	74-87-3	
Dibromochloromethane	<0.50 ug/L		1.0	0.50	1		10/30/14 13:11	124-48-1	
Dibromomethane	<0.18 ug/L		4.0	0.18	1		10/30/14 13:11	74-95-3	
Dichlorodifluoromethane	<0.50 ug/L		1.0	0.50	1		10/30/14 13:11	75-71-8	
Dichlorofluoromethane	<0.20 ug/L		1.0	0.20	1		10/30/14 13:11	75-43-4	
Diethyl ether (Ethyl ether)	<0.14 ug/L		4.0	0.14	1		10/30/14 13:11	60-29-7	
Ethylbenzene	<0.16 ug/L		1.0	0.16	1		10/30/14 13:11	100-41-4	
Hexachloro-1,3-butadiene	<0.50 ug/L		1.0	0.50	1		10/30/14 13:11	87-68-3	
Isopropylbenzene (Cumene)	<0.50 ug/L		1.0	0.50	1		10/30/14 13:11	98-82-8	
Methyl-tert-butyl ether	<0.17 ug/L		1.0	0.17	1		10/30/14 13:11	1634-04-4	
Methylene Chloride	<2.0 ug/L		4.0	2.0	1		10/30/14 13:11	75-09-2	
Naphthalene	<2.0 ug/L		4.0	2.0	1		10/30/14 13:11	91-20-3	
Styrene	<0.063 ug/L		1.0	0.063	1		10/30/14 13:11	100-42-5	
Tetrachloroethene	9.3 ug/L		1.0	0.16	1		10/30/14 13:11	127-18-4	
Tetrahydrofuran	<2.0 ug/L		10.0	2.0	1		10/30/14 13:11	109-99-9	
Toluene	<0.11 ug/L		1.0	0.11	1		10/30/14 13:11	108-88-3	
Trichloroethene	0.46 ug/L		0.40	0.091	1		10/30/14 13:11	79-01-6	
Trichlorofluoromethane	<0.22 ug/L		1.0	0.22	1		10/30/14 13:11	75-69-4	
Vinyl chloride	<0.20 ug/L		0.40	0.20	1		10/30/14 13:11	75-01-4	
Xylene (Total)	<0.40 ug/L		3.0	0.40	1		10/30/14 13:11	1330-20-7	
cis-1,2-Dichloroethene	<0.13 ug/L		1.0	0.13	1		10/30/14 13:11	156-59-2	
cis-1,3-Dichloropropene	<0.13 ug/L		4.0	0.13	1		10/30/14 13:11	10061-01-5	
n-Butylbenzene	<0.50 ug/L		1.0	0.50	1		10/30/14 13:11	104-51-8	
n-Propylbenzene	<0.50 ug/L		1.0	0.50	1		10/30/14 13:11	103-65-1	
p-Isopropyltoluene	<0.50 ug/L		1.0	0.50	1		10/30/14 13:11	99-87-6	
sec-Butylbenzene	<0.50 ug/L		1.0	0.50	1		10/30/14 13:11	135-98-8	
tert-Butylbenzene	<0.50 ug/L		1.0	0.50	1		10/30/14 13:11	98-06-6	
trans-1,2-Dichloroethene	<0.23 ug/L		1.0	0.23	1		10/30/14 13:11	156-60-5	
trans-1,3-Dichloropropene	<0.18 ug/L		4.0	0.18	1		10/30/14 13:11	10061-02-6	

REPORT OF LABORATORY ANALYSIS

This report shall not be reproduced, except in full,
 without the written consent of Pace Analytical Services, Inc..

ANALYTICAL RESULTS

Project: 062224-03 Former Star Laundry
Pace Project No.: 10286313

Sample: MW-2 Lab ID: 10286313002 Collected: 10/21/14 09:38 Received: 10/23/14 09:45 Matrix: Water

Parameters	Results	Units	PQL	MDL	DF	Prepared	Analyzed	CAS No.	Qual
8260 VOC		Analytical Method: EPA 8260							
Surrogates									
1,2-Dichloroethane-d4 (S)	85 %.		75-125		1		10/30/14 13:11	17060-07-0	
Toluene-d8 (S)	100 %.		75-125		1		10/30/14 13:11	2037-26-5	
4-Bromofluorobenzene (S)	99 %.		75-125		1		10/30/14 13:11	460-00-4	

REPORT OF LABORATORY ANALYSIS

This report shall not be reproduced, except in full,
without the written consent of Pace Analytical Services, Inc..

ANALYTICAL RESULTS

Project: 062224-03 Former Star Laundry

Pace Project No.: 10286313

Sample: MW-3 **Lab ID: 10286313003** Collected: 10/21/14 10:40 Received: 10/23/14 09:45 Matrix: Water

Parameters	Results	Units	PQL	MDL	DF	Prepared	Analyzed	CAS No.	Qual
NWTPH-Dx GCS LV									
Analytical Method: NWTPH-Dx Preparation Method: EPA 3510									
Diesel Fuel Range	<0.050	mg/L	0.42	0.050	1	10/27/14 16:25	11/02/14 22:57	68334-30-5	
Motor Oil Range	0.061J	mg/L	0.42	0.029	1	10/27/14 16:25	11/02/14 22:57		B
Surrogates									
o-Terphenyl (S)	75 %		30-125		1	10/27/14 16:25	11/02/14 22:57	84-15-1	
n-Triacontane (S)	83 %		30-125		1	10/27/14 16:25	11/02/14 22:57	638-68-6	
NWTPH-Gx GCV									
Analytical Method: NWTPH-Gx/8021									
TPH as Gas	<50.0	ug/L	100	50.0	1		10/30/14 13:07		
Surrogates									
a,a,a-Trifluorotoluene (S)	100 %		70-125		1		10/30/14 13:07	98-08-8	
6020 MET ICPMS									
Analytical Method: EPA 6020 Preparation Method: EPA 3020									
Arsenic	2.7	ug/L	0.50	0.25	1	10/28/14 20:46	10/30/14 22:38	7440-38-2	
Cadmium	0.050J	ug/L	0.080	0.033	1	10/28/14 20:46	10/30/14 22:38	7440-43-9	
Chromium	11.7	ug/L	0.50	0.22	1	10/28/14 20:46	10/30/14 22:38	7440-47-3	
Lead	2.1	ug/L	0.10	0.046	1	10/28/14 20:46	10/30/14 22:38	7439-92-1	
6020 MET ICPMS, Lab Filtered									
Analytical Method: EPA 6020 Preparation Method: EPA 3020									
Arsenic, Dissolved	1.6	ug/L	0.50	0.25	1	11/05/14 10:32	11/06/14 12:56	7440-38-2	
Cadmium, Dissolved	0.033J	ug/L	0.080	0.033	1	11/05/14 10:32	11/06/14 12:56	7440-43-9	
Chromium, Dissolved	2.0	ug/L	0.50	0.22	1	11/05/14 10:32	11/06/14 12:56	7440-47-3	
Lead, Dissolved	0.14	ug/L	0.10	0.046	1	11/05/14 10:32	11/06/14 12:56	7439-92-1	
8260 VOC									
Analytical Method: EPA 8260									
1,1,1,2-Tetrachloroethane	<0.50	ug/L	1.0	0.50	1		10/30/14 13:25	630-20-6	
1,1,1-Trichloroethane	<0.26	ug/L	1.0	0.26	1		10/30/14 13:25	71-55-6	
1,1,1,2,2-Tetrachloroethane	<0.50	ug/L	1.0	0.50	1		10/30/14 13:25	79-34-5	
1,1,2-Trichloroethane	<0.13	ug/L	1.0	0.13	1		10/30/14 13:25	79-00-5	
1,1,2-Trichlorotrifluoroethane	<0.50	ug/L	1.0	0.50	1		10/30/14 13:25	76-13-1	
1,1-Dichloroethane	<0.16	ug/L	1.0	0.16	1		10/30/14 13:25	75-34-3	
1,1-Dichloroethene	<0.20	ug/L	1.0	0.20	1		10/30/14 13:25	75-35-4	
1,1-Dichloropropene	<0.50	ug/L	1.0	0.50	1		10/30/14 13:25	563-58-6	
1,2,3-Trichlorobenzene	<0.50	ug/L	1.0	0.50	1		10/30/14 13:25	87-61-6	
1,2,3-Trichloropropane	<1.2	ug/L	4.0	1.2	1		10/30/14 13:25	96-18-4	
1,2,4-Trichlorobenzene	<0.50	ug/L	1.0	0.50	1		10/30/14 13:25	120-82-1	
1,2,4-Trimethylbenzene	<0.50	ug/L	1.0	0.50	1		10/30/14 13:25	95-63-6	
1,2-Dibromo-3-chloropropane	<2.0	ug/L	4.0	2.0	1		10/30/14 13:25	96-12-8	
1,2-Dibromoethane (EDB)	<0.15	ug/L	1.0	0.15	1		10/30/14 13:25	106-93-4	
1,2-Dichlorobenzene	<0.16	ug/L	1.0	0.16	1		10/30/14 13:25	95-50-1	
1,2-Dichloroethane	<0.13	ug/L	1.0	0.13	1		10/30/14 13:25	107-06-2	
1,2-Dichloropropane	<0.14	ug/L	4.0	0.14	1		10/30/14 13:25	78-87-5	
1,3,5-Trimethylbenzene	<0.50	ug/L	1.0	0.50	1		10/30/14 13:25	108-67-8	
1,3-Dichlorobenzene	<0.50	ug/L	1.0	0.50	1		10/30/14 13:25	541-73-1	
1,3-Dichloropropane	<0.50	ug/L	1.0	0.50	1		10/30/14 13:25	142-28-9	
1,4-Dichlorobenzene	<0.50	ug/L	1.0	0.50	1		10/30/14 13:25	106-46-7	
2,2-Dichloropropane	<0.17	ug/L	4.0	0.17	1		10/30/14 13:25	594-20-7	

REPORT OF LABORATORY ANALYSIS

This report shall not be reproduced, except in full,
without the written consent of Pace Analytical Services, Inc..

ANALYTICAL RESULTS

Project: 062224-03 Former Star Laundry
Pace Project No.: 10286313

Sample: MW-3 Lab ID: 10286313003 Collected: 10/21/14 10:40 Received: 10/23/14 09:45 Matrix: Water

Parameters	Results	Units	PQL	MDL	DF	Prepared	Analyzed	CAS No.	Qual
8260 VOC		Analytical Method: EPA 8260							
2-Butanone (MEK)	<2.5	ug/L	5.0	2.5	1		10/30/14 13:25	78-93-3	CL,L2
2-Chlorotoluene	<0.14	ug/L	1.0	0.14	1		10/30/14 13:25	95-49-8	
4-Chlorotoluene	<0.083	ug/L	1.0	0.083	1		10/30/14 13:25	106-43-4	
4-Methyl-2-pentanone (MIBK)	<2.5	ug/L	5.0	2.5	1		10/30/14 13:25	108-10-1	
Acetone	<10.0	ug/L	20.0	10.0	1		10/30/14 13:25	67-64-1	
Allyl chloride	<0.45	ug/L	4.0	0.45	1		10/30/14 13:25	107-05-1	
Benzene	<0.15	ug/L	1.0	0.15	1		10/30/14 13:25	71-43-2	
Bromobenzene	<0.13	ug/L	1.0	0.13	1		10/30/14 13:25	108-86-1	
Bromochloromethane	<0.12	ug/L	1.0	0.12	1		10/30/14 13:25	74-97-5	
Bromodichloromethane	<0.20	ug/L	1.0	0.20	1		10/30/14 13:25	75-27-4	
Bromoform	<2.0	ug/L	4.0	2.0	1		10/30/14 13:25	75-25-2	
Bromomethane	<2.0	ug/L	4.0	2.0	1		10/30/14 13:25	74-83-9	CL
Carbon tetrachloride	<0.16	ug/L	1.0	0.16	1		10/30/14 13:25	56-23-5	
Chlorobenzene	<0.066	ug/L	1.0	0.066	1		10/30/14 13:25	108-90-7	
Chloroethane	<0.24	ug/L	1.0	0.24	1		10/30/14 13:25	75-00-3	
Chloroform	1.4	ug/L	1.0	0.16	1		10/30/14 13:25	67-66-3	
Chloromethane	<0.34	ug/L	4.0	0.34	1		10/30/14 13:25	74-87-3	
Dibromochloromethane	<0.50	ug/L	1.0	0.50	1		10/30/14 13:25	124-48-1	
Dibromomethane	<0.18	ug/L	4.0	0.18	1		10/30/14 13:25	74-95-3	
Dichlorodifluoromethane	<0.50	ug/L	1.0	0.50	1		10/30/14 13:25	75-71-8	
Dichlorofluoromethane	<0.20	ug/L	1.0	0.20	1		10/30/14 13:25	75-43-4	
Diethyl ether (Ethyl ether)	<0.14	ug/L	4.0	0.14	1		10/30/14 13:25	60-29-7	
Ethylbenzene	<0.16	ug/L	1.0	0.16	1		10/30/14 13:25	100-41-4	
Hexachloro-1,3-butadiene	<0.50	ug/L	1.0	0.50	1		10/30/14 13:25	87-68-3	
Isopropylbenzene (Cumene)	<0.50	ug/L	1.0	0.50	1		10/30/14 13:25	98-82-8	
Methyl-tert-butyl ether	<0.17	ug/L	1.0	0.17	1		10/30/14 13:25	1634-04-4	
Methylene Chloride	<2.0	ug/L	4.0	2.0	1		10/30/14 13:25	75-09-2	
Naphthalene	<2.0	ug/L	4.0	2.0	1		10/30/14 13:25	91-20-3	
Styrene	<0.063	ug/L	1.0	0.063	1		10/30/14 13:25	100-42-5	
Tetrachloroethene	23.8	ug/L	1.0	0.16	1		10/30/14 13:25	127-18-4	
Tetrahydrofuran	<2.0	ug/L	10.0	2.0	1		10/30/14 13:25	109-99-9	
Toluene	<0.11	ug/L	1.0	0.11	1		10/30/14 13:25	108-88-3	
Trichloroethene	1.3	ug/L	0.40	0.091	1		10/30/14 13:25	79-01-6	
Trichlorofluoromethane	<0.22	ug/L	1.0	0.22	1		10/30/14 13:25	75-69-4	
Vinyl chloride	<0.20	ug/L	0.40	0.20	1		10/30/14 13:25	75-01-4	
Xylene (Total)	<0.40	ug/L	3.0	0.40	1		10/30/14 13:25	1330-20-7	
cis-1,2-Dichloroethene	<0.13	ug/L	1.0	0.13	1		10/30/14 13:25	156-59-2	
cis-1,3-Dichloropropene	<0.13	ug/L	4.0	0.13	1		10/30/14 13:25	10061-01-5	
n-Butylbenzene	<0.50	ug/L	1.0	0.50	1		10/30/14 13:25	104-51-8	
n-Propylbenzene	<0.50	ug/L	1.0	0.50	1		10/30/14 13:25	103-65-1	
p-Isopropyltoluene	<0.50	ug/L	1.0	0.50	1		10/30/14 13:25	99-87-6	
sec-Butylbenzene	<0.50	ug/L	1.0	0.50	1		10/30/14 13:25	135-98-8	
tert-Butylbenzene	<0.50	ug/L	1.0	0.50	1		10/30/14 13:25	98-06-6	
trans-1,2-Dichloroethene	<0.23	ug/L	1.0	0.23	1		10/30/14 13:25	156-60-5	
trans-1,3-Dichloropropene	<0.18	ug/L	4.0	0.18	1		10/30/14 13:25	10061-02-6	

REPORT OF LABORATORY ANALYSIS

This report shall not be reproduced, except in full,
without the written consent of Pace Analytical Services, Inc..

ANALYTICAL RESULTS

Project: 062224-03 Former Star Laundry
Pace Project No.: 10286313

Sample: MW-3 Lab ID: 10286313003 Collected: 10/21/14 10:40 Received: 10/23/14 09:45 Matrix: Water

Parameters	Results	Units	PQL	MDL	DF	Prepared	Analyzed	CAS No.	Qual
8260 VOC		Analytical Method: EPA 8260							
Surrogates									
1,2-Dichloroethane-d4 (S)	85 %.		75-125		1		10/30/14 13:25	17060-07-0	
Toluene-d8 (S)	99 %.		75-125		1		10/30/14 13:25	2037-26-5	
4-Bromofluorobenzene (S)	98 %.		75-125		1		10/30/14 13:25	460-00-4	

REPORT OF LABORATORY ANALYSIS

This report shall not be reproduced, except in full,
without the written consent of Pace Analytical Services, Inc..

ANALYTICAL RESULTS

Project: 062224-03 Former Star Laundry

Pace Project No.: 10286313

Sample: MW-4 Lab ID: 10286313004 Collected: 10/21/14 10:25 Received: 10/23/14 09:45 Matrix: Water

Parameters	Results	Units	PQL	MDL	DF	Prepared	Analyzed	CAS No.	Qual
NWTPH-Dx GCS LV									
Analytical Method: NWTPH-Dx Preparation Method: EPA 3510									
Diesel Fuel Range	<0.048	mg/L	0.40	0.048	1	10/27/14 16:25	11/02/14 23:19	68334-30-5	
Motor Oil Range	0.035J	mg/L	0.40	0.028	1	10/27/14 16:25	11/02/14 23:19		B
Surrogates									
o-Terphenyl (S)	81	%	30-125		1	10/27/14 16:25	11/02/14 23:19	84-15-1	
n-Triacontane (S)	87	%	30-125		1	10/27/14 16:25	11/02/14 23:19	638-68-6	
NWTPH-Gx GCV									
Analytical Method: NWTPH-Gx/8021									
TPH as Gas	<50.0	ug/L	100	50.0	1		10/30/14 12:27		
Surrogates									
a,a,a-Trifluorotoluene (S)	102	%	70-125		1		10/30/14 12:27	98-08-8	
6020 MET ICPMS									
Analytical Method: EPA 6020 Preparation Method: EPA 3020									
Arsenic	4.1	ug/L	0.50	0.25	1	10/28/14 20:46	10/30/14 22:41	7440-38-2	
Cadmium	0.25	ug/L	0.080	0.033	1	10/28/14 20:46	10/30/14 22:41	7440-43-9	
Chromium	15.9	ug/L	0.50	0.22	1	10/28/14 20:46	10/30/14 22:41	7440-47-3	
Lead	47.7	ug/L	0.10	0.046	1	10/28/14 20:46	10/30/14 22:41	7439-92-1	
6020 MET ICPMS, Lab Filtered									
Analytical Method: EPA 6020 Preparation Method: EPA 3020									
Arsenic, Dissolved	0.36J	ug/L	0.50	0.25	1	11/05/14 10:32	11/06/14 12:29	7440-38-2	
Cadmium, Dissolved	0.035J	ug/L	0.080	0.033	1	11/05/14 10:32	11/06/14 12:29	7440-43-9	
Chromium, Dissolved	0.33J	ug/L	0.50	0.22	1	11/05/14 10:32	11/06/14 12:29	7440-47-3	
Lead, Dissolved	1.0	ug/L	0.10	0.046	1	11/05/14 10:32	11/06/14 12:29	7439-92-1	
8260 VOC									
Analytical Method: EPA 8260									
1,1,1,2-Tetrachloroethane	<0.50	ug/L	1.0	0.50	1		10/30/14 13:40	630-20-6	
1,1,1-Trichloroethane	<0.26	ug/L	1.0	0.26	1		10/30/14 13:40	71-55-6	
1,1,2,2-Tetrachloroethane	<0.50	ug/L	1.0	0.50	1		10/30/14 13:40	79-34-5	
1,1,2-Trichloroethane	<0.13	ug/L	1.0	0.13	1		10/30/14 13:40	79-00-5	
1,1,2-Trichlorotrifluoroethane	<0.50	ug/L	1.0	0.50	1		10/30/14 13:40	76-13-1	
1,1-Dichloroethane	<0.16	ug/L	1.0	0.16	1		10/30/14 13:40	75-34-3	
1,1-Dichloroethene	<0.20	ug/L	1.0	0.20	1		10/30/14 13:40	75-35-4	
1,1-Dichloropropene	<0.50	ug/L	1.0	0.50	1		10/30/14 13:40	563-58-6	
1,2,3-Trichlorobenzene	<0.50	ug/L	1.0	0.50	1		10/30/14 13:40	87-61-6	
1,2,3-Trichloropropane	<1.2	ug/L	4.0	1.2	1		10/30/14 13:40	96-18-4	
1,2,4-Trichlorobenzene	<0.50	ug/L	1.0	0.50	1		10/30/14 13:40	120-82-1	
1,2,4-Trimethylbenzene	<0.50	ug/L	1.0	0.50	1		10/30/14 13:40	95-63-6	
1,2-Dibromo-3-chloropropane	<2.0	ug/L	4.0	2.0	1		10/30/14 13:40	96-12-8	
1,2-Dibromoethane (EDB)	<0.15	ug/L	1.0	0.15	1		10/30/14 13:40	106-93-4	
1,2-Dichlorobenzene	<0.16	ug/L	1.0	0.16	1		10/30/14 13:40	95-50-1	
1,2-Dichloroethane	<0.13	ug/L	1.0	0.13	1		10/30/14 13:40	107-06-2	
1,2-Dichloropropane	<0.14	ug/L	4.0	0.14	1		10/30/14 13:40	78-87-5	
1,3,5-Trimethylbenzene	<0.50	ug/L	1.0	0.50	1		10/30/14 13:40	108-67-8	
1,3-Dichlorobenzene	<0.50	ug/L	1.0	0.50	1		10/30/14 13:40	541-73-1	
1,3-Dichloropropane	<0.50	ug/L	1.0	0.50	1		10/30/14 13:40	142-28-9	
1,4-Dichlorobenzene	<0.50	ug/L	1.0	0.50	1		10/30/14 13:40	106-46-7	
2,2-Dichloropropane	<0.17	ug/L	4.0	0.17	1		10/30/14 13:40	594-20-7	

REPORT OF LABORATORY ANALYSIS

This report shall not be reproduced, except in full,
without the written consent of Pace Analytical Services, Inc..

ANALYTICAL RESULTS

Project: 062224-03 Former Star Laundry
Pace Project No.: 10286313

Sample: MW-4 Lab ID: 10286313004 Collected: 10/21/14 10:25 Received: 10/23/14 09:45 Matrix: Water

Parameters	Results	Units	PQL	MDL	DF	Prepared	Analyzed	CAS No.	Qual
8260 VOC		Analytical Method: EPA 8260							
2-Butanone (MEK)	<2.5 ug/L		5.0	2.5	1		10/30/14 13:40	78-93-3	CL,L2
2-Chlorotoluene	<0.14 ug/L		1.0	0.14	1		10/30/14 13:40	95-49-8	
4-Chlorotoluene	<0.083 ug/L		1.0	0.083	1		10/30/14 13:40	106-43-4	
4-Methyl-2-pentanone (MIBK)	<2.5 ug/L		5.0	2.5	1		10/30/14 13:40	108-10-1	
Acetone	<10.0 ug/L		20.0	10.0	1		10/30/14 13:40	67-64-1	
Allyl chloride	<0.45 ug/L		4.0	0.45	1		10/30/14 13:40	107-05-1	
Benzene	<0.15 ug/L		1.0	0.15	1		10/30/14 13:40	71-43-2	
Bromobenzene	<0.13 ug/L		1.0	0.13	1		10/30/14 13:40	108-86-1	
Bromochloromethane	<0.12 ug/L		1.0	0.12	1		10/30/14 13:40	74-97-5	
Bromodichloromethane	<0.20 ug/L		1.0	0.20	1		10/30/14 13:40	75-27-4	
Bromoform	<2.0 ug/L		4.0	2.0	1		10/30/14 13:40	75-25-2	
Bromomethane	<2.0 ug/L		4.0	2.0	1		10/30/14 13:40	74-83-9	CL
Carbon tetrachloride	<0.16 ug/L		1.0	0.16	1		10/30/14 13:40	56-23-5	
Chlorobenzene	<0.066 ug/L		1.0	0.066	1		10/30/14 13:40	108-90-7	
Chloroethane	<0.24 ug/L		1.0	0.24	1		10/30/14 13:40	75-00-3	
Chloroform	<0.16 ug/L		1.0	0.16	1		10/30/14 13:40	67-66-3	
Chloromethane	<0.34 ug/L		4.0	0.34	1		10/30/14 13:40	74-87-3	
Dibromochloromethane	<0.50 ug/L		1.0	0.50	1		10/30/14 13:40	124-48-1	
Dibromomethane	<0.18 ug/L		4.0	0.18	1		10/30/14 13:40	74-95-3	
Dichlorodifluoromethane	<0.50 ug/L		1.0	0.50	1		10/30/14 13:40	75-71-8	
Dichlorofluoromethane	<0.20 ug/L		1.0	0.20	1		10/30/14 13:40	75-43-4	
Diethyl ether (Ethyl ether)	<0.14 ug/L		4.0	0.14	1		10/30/14 13:40	60-29-7	
Ethylbenzene	<0.16 ug/L		1.0	0.16	1		10/30/14 13:40	100-41-4	
Hexachloro-1,3-butadiene	<0.50 ug/L		1.0	0.50	1		10/30/14 13:40	87-68-3	
Isopropylbenzene (Cumene)	<0.50 ug/L		1.0	0.50	1		10/30/14 13:40	98-82-8	
Methyl-tert-butyl ether	<0.17 ug/L		1.0	0.17	1		10/30/14 13:40	1634-04-4	
Methylene Chloride	<2.0 ug/L		4.0	2.0	1		10/30/14 13:40	75-09-2	
Naphthalene	<2.0 ug/L		4.0	2.0	1		10/30/14 13:40	91-20-3	
Styrene	<0.063 ug/L		1.0	0.063	1		10/30/14 13:40	100-42-5	
Tetrachloroethene	36.8 ug/L		1.0	0.16	1		10/30/14 13:40	127-18-4	
Tetrahydrofuran	<2.0 ug/L		10.0	2.0	1		10/30/14 13:40	109-99-9	
Toluene	<0.11 ug/L		1.0	0.11	1		10/30/14 13:40	108-88-3	
Trichloroethene	3.1 ug/L		0.40	0.091	1		10/30/14 13:40	79-01-6	
Trichlorofluoromethane	<0.22 ug/L		1.0	0.22	1		10/30/14 13:40	75-69-4	
Vinyl chloride	<0.20 ug/L		0.40	0.20	1		10/30/14 13:40	75-01-4	
Xylene (Total)	<0.40 ug/L		3.0	0.40	1		10/30/14 13:40	1330-20-7	
cis-1,2-Dichloroethene	0.51J ug/L		1.0	0.13	1		10/30/14 13:40	156-59-2	
cis-1,3-Dichloropropene	<0.13 ug/L		4.0	0.13	1		10/30/14 13:40	10061-01-5	
n-Butylbenzene	<0.50 ug/L		1.0	0.50	1		10/30/14 13:40	104-51-8	
n-Propylbenzene	<0.50 ug/L		1.0	0.50	1		10/30/14 13:40	103-65-1	
p-Isopropyltoluene	<0.50 ug/L		1.0	0.50	1		10/30/14 13:40	99-87-6	
sec-Butylbenzene	<0.50 ug/L		1.0	0.50	1		10/30/14 13:40	135-98-8	
tert-Butylbenzene	<0.50 ug/L		1.0	0.50	1		10/30/14 13:40	98-06-6	
trans-1,2-Dichloroethene	<0.23 ug/L		1.0	0.23	1		10/30/14 13:40	156-60-5	
trans-1,3-Dichloropropene	<0.18 ug/L		4.0	0.18	1		10/30/14 13:40	10061-02-6	

REPORT OF LABORATORY ANALYSIS

This report shall not be reproduced, except in full,
without the written consent of Pace Analytical Services, Inc..

ANALYTICAL RESULTS

Project: 062224-03 Former Star Laundry
Pace Project No.: 10286313

Sample: MW-4 Lab ID: 10286313004 Collected: 10/21/14 10:25 Received: 10/23/14 09:45 Matrix: Water

Parameters	Results	Units	PQL	MDL	DF	Prepared	Analyzed	CAS No.	Qual
8260 VOC		Analytical Method: EPA 8260							
<i>Surrogates</i>									
1,2-Dichloroethane-d4 (S)	85 %.		75-125		1		10/30/14 13:40	17060-07-0	
Toluene-d8 (S)	100 %.		75-125		1		10/30/14 13:40	2037-26-5	
4-Bromofluorobenzene (S)	98 %.		75-125		1		10/30/14 13:40	460-00-4	

REPORT OF LABORATORY ANALYSIS

This report shall not be reproduced, except in full,
without the written consent of Pace Analytical Services, Inc..



ANALYTICAL RESULTS

Project: 062224-03 Former Star Laundry
 Pace Project No.: 10286313

Sample: MW-5 **Lab ID: 10286313005** Collected: 10/21/14 10:00 Received: 10/23/14 09:45 Matrix: Water

Parameters	Results	Units	PQL	MDL	DF	Prepared	Analyzed	CAS No.	Qual
NWTPH-Dx GCS LV									
Analytical Method: NWTPH-Dx Preparation Method: EPA 3510									
Diesel Fuel Range	<0.048	mg/L	0.40	0.048	1	10/27/14 16:25	11/02/14 00:02	68334-30-5	
Motor Oil Range	0.029J	mg/L	0.40	0.028	1	10/27/14 16:25	11/02/14 00:02		B
Surrogates									
o-Terphenyl (S)	81	%	30-125		1	10/27/14 16:25	11/02/14 00:02	84-15-1	
n-Triacontane (S)	80	%	30-125		1	10/27/14 16:25	11/02/14 00:02	638-68-6	
NWTPH-Gx GCV									
Analytical Method: NWTPH-Gx/8021									
TPH as Gas	6430	ug/L	2000	1000	20		10/30/14 13:47		
Surrogates									
a,a,a-Trifluorotoluene (S)	102	%	70-125		20		10/30/14 13:47	98-08-8	
8260 VOC									
Analytical Method: EPA 8260									
1,1,1,2-Tetrachloroethane	<12.5	ug/L	25.0	12.5	25		10/30/14 16:19	630-20-6	
1,1,1-Trichloroethane	<6.6	ug/L	25.0	6.6	25		10/30/14 16:19	71-55-6	
1,1,1,2-Tetrachloroethane	<12.5	ug/L	25.0	12.5	25		10/30/14 16:19	79-34-5	
1,1,1,2-Trichloroethane	<3.2	ug/L	25.0	3.2	25		10/30/14 16:19	79-00-5	
1,1,2-Trichlorotrifluoroethane	<12.5	ug/L	25.0	12.5	25		10/30/14 16:19	76-13-1	
1,1-Dichloroethane	<4.0	ug/L	25.0	4.0	25		10/30/14 16:19	75-34-3	
1,1-Dichloroethene	<5.0	ug/L	25.0	5.0	25		10/30/14 16:19	75-35-4	
1,1-Dichloropropene	<12.5	ug/L	25.0	12.5	25		10/30/14 16:19	563-58-6	
1,2,3-Trichlorobenzene	<12.5	ug/L	25.0	12.5	25		10/30/14 16:19	87-61-6	
1,2,3-Trichloropropane	<30.5	ug/L	100	30.5	25		10/30/14 16:19	96-18-4	
1,2,4-Trichlorobenzene	<12.5	ug/L	25.0	12.5	25		10/30/14 16:19	120-82-1	
1,2,4-Trimethylbenzene	<12.5	ug/L	25.0	12.5	25		10/30/14 16:19	95-63-6	
1,2-Dibromo-3-chloropropane	<50.0	ug/L	100	50.0	25		10/30/14 16:19	96-12-8	
1,2-Dibromoethane (EDB)	<3.7	ug/L	25.0	3.7	25		10/30/14 16:19	106-93-4	
1,2-Dichlorobenzene	<4.0	ug/L	25.0	4.0	25		10/30/14 16:19	95-50-1	
1,2-Dichloroethane	<3.3	ug/L	25.0	3.3	25		10/30/14 16:19	107-06-2	
1,2-Dichloropropane	<3.6	ug/L	100	3.6	25		10/30/14 16:19	78-87-5	
1,3,5-Trimethylbenzene	<12.5	ug/L	25.0	12.5	25		10/30/14 16:19	108-67-8	
1,3-Dichlorobenzene	<12.5	ug/L	25.0	12.5	25		10/30/14 16:19	541-73-1	
1,3-Dichloropropane	<12.5	ug/L	25.0	12.5	25		10/30/14 16:19	142-28-9	
1,4-Dichlorobenzene	<12.5	ug/L	25.0	12.5	25		10/30/14 16:19	106-46-7	
2,2-Dichloropropane	<4.4	ug/L	100	4.4	25		10/30/14 16:19	594-20-7	
2-Butanone (MEK)	<62.5	ug/L	125	62.5	25		10/30/14 16:19	78-93-3	CL,L2
2-Chlorotoluene	<3.4	ug/L	25.0	3.4	25		10/30/14 16:19	95-49-8	
4-Chlorotoluene	<2.1	ug/L	25.0	2.1	25		10/30/14 16:19	106-43-4	
4-Methyl-2-pentanone (MIBK)	<62.5	ug/L	125	62.5	25		10/30/14 16:19	108-10-1	
Acetone	<250	ug/L	500	250	25		10/30/14 16:19	67-64-1	
Allyl chloride	<11.2	ug/L	100	11.2	25		10/30/14 16:19	107-05-1	
Benzene	<3.8	ug/L	25.0	3.8	25		10/30/14 16:19	71-43-2	
Bromobenzene	<3.3	ug/L	25.0	3.3	25		10/30/14 16:19	108-86-1	
Bromochloromethane	<2.9	ug/L	25.0	2.9	25		10/30/14 16:19	74-97-5	
Bromodichloromethane	<5.0	ug/L	25.0	5.0	25		10/30/14 16:19	75-27-4	
Bromoform	<50.0	ug/L	100	50.0	25		10/30/14 16:19	75-25-2	
Bromomethane	<50.0	ug/L	100	50.0	25		10/30/14 16:19	74-83-9	CL

REPORT OF LABORATORY ANALYSIS

This report shall not be reproduced, except in full,
 without the written consent of Pace Analytical Services, Inc..



ANALYTICAL RESULTS

Project: 062224-03 Former Star Laundry
 Pace Project No.: 10286313

Sample: MW-5 Lab ID: 10286313005 Collected: 10/21/14 10:00 Received: 10/23/14 09:45 Matrix: Water

Parameters	Results	Units	PQL	MDL	DF	Prepared	Analyzed	CAS No.	Qual
8260 VOC									
Analytical Method: EPA 8260									
Carbon tetrachloride	<4.0	ug/L	25.0	4.0	25		10/30/14 16:19	56-23-5	
Chlorobenzene	<1.6	ug/L	25.0	1.6	25		10/30/14 16:19	108-90-7	
Chloroethane	<6.0	ug/L	25.0	6.0	25		10/30/14 16:19	75-00-3	
Chloroform	<4.0	ug/L	25.0	4.0	25		10/30/14 16:19	67-66-3	
Chloromethane	<8.5	ug/L	100	8.5	25		10/30/14 16:19	74-87-3	
Dibromochloromethane	<12.5	ug/L	25.0	12.5	25		10/30/14 16:19	124-48-1	
Dibromomethane	<4.6	ug/L	100	4.6	25		10/30/14 16:19	74-95-3	
Dichlorodifluoromethane	<12.5	ug/L	25.0	12.5	25		10/30/14 16:19	75-71-8	
Dichlorofluoromethane	<5.0	ug/L	25.0	5.0	25		10/30/14 16:19	75-43-4	
Diethyl ether (Ethyl ether)	<3.5	ug/L	100	3.5	25		10/30/14 16:19	60-29-7	
Ethylbenzene	<4.1	ug/L	25.0	4.1	25		10/30/14 16:19	100-41-4	
Hexachloro-1,3-butadiene	<12.5	ug/L	25.0	12.5	25		10/30/14 16:19	87-68-3	
Isopropylbenzene (Cumene)	<12.5	ug/L	25.0	12.5	25		10/30/14 16:19	98-82-8	
Methyl-tert-butyl ether	<4.2	ug/L	25.0	4.2	25		10/30/14 16:19	1634-04-4	
Methylene Chloride	<50.0	ug/L	100	50.0	25		10/30/14 16:19	75-09-2	
Naphthalene	<50.0	ug/L	100	50.0	25		10/30/14 16:19	91-20-3	
Styrene	<1.6	ug/L	25.0	1.6	25		10/30/14 16:19	100-42-5	
Tetrachloroethene	11000	ug/L	100	15.7	100		10/31/14 04:20	127-18-4	
Tetrahydrofuran	<49.8	ug/L	250	49.8	25		10/30/14 16:19	109-99-9	
Toluene	<2.8	ug/L	25.0	2.8	25		10/30/14 16:19	108-88-3	
Trichloroethene	1380	ug/L	10.0	2.3	25		10/30/14 16:19	79-01-6	
Trichlorofluoromethane	<5.4	ug/L	25.0	5.4	25		10/30/14 16:19	75-69-4	
Vinyl chloride	<4.9	ug/L	10.0	4.9	25		10/30/14 16:19	75-01-4	
Xylene (Total)	<10.1	ug/L	75.0	10.1	25		10/30/14 16:19	1330-20-7	
cis-1,2-Dichloroethene	485	ug/L	25.0	3.3	25		10/30/14 16:19	156-59-2	
cis-1,3-Dichloropropene	<3.2	ug/L	100	3.2	25		10/30/14 16:19	10061-01-5	
n-Butylbenzene	<12.5	ug/L	25.0	12.5	25		10/30/14 16:19	104-51-8	
n-Propylbenzene	<12.5	ug/L	25.0	12.5	25		10/30/14 16:19	103-65-1	
p-Isopropyltoluene	<12.5	ug/L	25.0	12.5	25		10/30/14 16:19	99-87-6	
sec-Butylbenzene	<12.5	ug/L	25.0	12.5	25		10/30/14 16:19	135-98-8	
tert-Butylbenzene	<12.5	ug/L	25.0	12.5	25		10/30/14 16:19	98-06-6	
trans-1,2-Dichloroethene	14.4J	ug/L	25.0	5.8	25		10/30/14 16:19	156-60-5	
trans-1,3-Dichloropropene	<4.6	ug/L	100	4.6	25		10/30/14 16:19	10061-02-6	
Surrogates									
1,2-Dichloroethane-d4 (S)	86 %		75-125		25		10/30/14 16:19	17060-07-0	
Toluene-d8 (S)	99 %		75-125		25		10/30/14 16:19	2037-26-5	
4-Bromofluorobenzene (S)	98 %		75-125		25		10/30/14 16:19	460-00-4	

REPORT OF LABORATORY ANALYSIS

This report shall not be reproduced, except in full,
 without the written consent of Pace Analytical Services, Inc..

ANALYTICAL RESULTS

Project: 062224-03 Former Star Laundry
Pace Project No.: 10286313

Sample: DUP Lab ID: 10286313006 Collected: 10/21/14 00:00 Received: 10/23/14 09:45 Matrix: Water

Parameters	Results	Units	PQL	MDL	DF	Prepared	Analyzed	CAS No.	Qual
NWTPH-Gx GCV		Analytical Method: NWTPH-Gx/8021							
TPH as Gas	<0.50 ug/L		100	50.0	1		10/30/14 12:47		
Surrogates									
a,a,a-Trifluorotoluene (S)	102 %		70-125		1		10/30/14 12:47	98-08-8	
8260 VOC		Analytical Method: EPA 8260							
1,1,1,2-Tetrachloroethane	<0.50 ug/L		1.0	0.50	1		10/30/14 13:54	630-20-6	
1,1,1-Trichloroethane	<0.26 ug/L		1.0	0.26	1		10/30/14 13:54	71-55-6	
1,1,2,2-Tetrachloroethane	<0.50 ug/L		1.0	0.50	1		10/30/14 13:54	79-34-5	
1,1,2-Trichloroethane	<0.13 ug/L		1.0	0.13	1		10/30/14 13:54	79-00-5	
1,1,2-Trichlorotrifluoroethane	<0.50 ug/L		1.0	0.50	1		10/30/14 13:54	76-13-1	
1,1-Dichloroethane	<0.16 ug/L		1.0	0.16	1		10/30/14 13:54	75-34-3	
1,1-Dichloroethene	<0.20 ug/L		1.0	0.20	1		10/30/14 13:54	75-35-4	
1,1-Dichloropropene	<0.50 ug/L		1.0	0.50	1		10/30/14 13:54	563-58-6	
1,2,3-Trichlorobenzene	<0.50 ug/L		1.0	0.50	1		10/30/14 13:54	87-61-6	
1,2,3-Trichloropropane	<1.2 ug/L		4.0	1.2	1		10/30/14 13:54	96-18-4	
1,2,4-Trichlorobenzene	<0.50 ug/L		1.0	0.50	1		10/30/14 13:54	120-82-1	
1,2,4-Trimethylbenzene	<0.50 ug/L		1.0	0.50	1		10/30/14 13:54	95-63-6	
1,2-Dibromo-3-chloropropane	<2.0 ug/L		4.0	2.0	1		10/30/14 13:54	96-12-8	
1,2-Dibromoethane (EDB)	<0.15 ug/L		1.0	0.15	1		10/30/14 13:54	106-93-4	
1,2-Dichlorobenzene	<0.16 ug/L		1.0	0.16	1		10/30/14 13:54	95-50-1	
1,2-Dichloroethane	<0.13 ug/L		1.0	0.13	1		10/30/14 13:54	107-06-2	
1,2-Dichloropropane	<0.14 ug/L		4.0	0.14	1		10/30/14 13:54	78-87-5	
1,3,5-Trimethylbenzene	<0.50 ug/L		1.0	0.50	1		10/30/14 13:54	108-67-8	
1,3-Dichlorobenzene	<0.50 ug/L		1.0	0.50	1		10/30/14 13:54	541-73-1	
1,3-Dichloropropane	<0.50 ug/L		1.0	0.50	1		10/30/14 13:54	142-28-9	
1,4-Dichlorobenzene	<0.50 ug/L		1.0	0.50	1		10/30/14 13:54	106-46-7	
2,2-Dichloropropane	<0.17 ug/L		4.0	0.17	1		10/30/14 13:54	594-20-7	
2-Butanone (MEK)	<2.5 ug/L		5.0	2.5	1		10/30/14 13:54	78-93-3	CL,L2
2-Chlorotoluene	<0.14 ug/L		1.0	0.14	1		10/30/14 13:54	95-49-8	
4-Chlorotoluene	<0.083 ug/L		1.0	0.083	1		10/30/14 13:54	106-43-4	
4-Methyl-2-pentanone (MIBK)	<2.5 ug/L		5.0	2.5	1		10/30/14 13:54	108-10-1	
Acetone	<10.0 ug/L		20.0	10.0	1		10/30/14 13:54	67-64-1	
Allyl chloride	<0.45 ug/L		4.0	0.45	1		10/30/14 13:54	107-05-1	
Benzene	<0.15 ug/L		1.0	0.15	1		10/30/14 13:54	71-43-2	
Bromobenzene	<0.13 ug/L		1.0	0.13	1		10/30/14 13:54	108-86-1	
Bromochloromethane	<0.12 ug/L		1.0	0.12	1		10/30/14 13:54	74-97-5	
Bromodichloromethane	<0.20 ug/L		1.0	0.20	1		10/30/14 13:54	75-27-4	
Bromoform	<2.0 ug/L		4.0	2.0	1		10/30/14 13:54	75-25-2	
Bromomethane	<2.0 ug/L		4.0	2.0	1		10/30/14 13:54	74-83-9	CL
Carbon tetrachloride	<0.16 ug/L		1.0	0.16	1		10/30/14 13:54	56-23-5	
Chlorobenzene	<0.066 ug/L		1.0	0.066	1		10/30/14 13:54	108-90-7	
Chloroethane	<0.24 ug/L		1.0	0.24	1		10/30/14 13:54	75-00-3	
Chloroform	<0.16 ug/L		1.0	0.16	1		10/30/14 13:54	67-66-3	
Chloromethane	<0.34 ug/L		4.0	0.34	1		10/30/14 13:54	74-87-3	
Dibromochloromethane	<0.50 ug/L		1.0	0.50	1		10/30/14 13:54	124-48-1	
Dibromomethane	<0.18 ug/L		4.0	0.18	1		10/30/14 13:54	74-95-3	

REPORT OF LABORATORY ANALYSIS

This report shall not be reproduced, except in full,
without the written consent of Pace Analytical Services, Inc..



ANALYTICAL RESULTS

Project: 062224-03 Former Star Laundry
 Pace Project No.: 10286313

Sample: DUP Lab ID: 10286313006 Collected: 10/21/14 00:00 Received: 10/23/14 09:45 Matrix: Water

Parameters	Results	Units	PQL	MDL	DF	Prepared	Analyzed	CAS No.	Qual
8260 VOC									
Analytical Method: EPA 8260									
Dichlorodifluoromethane	<0.50	ug/L	1.0	0.50	1		10/30/14 13:54	75-71-8	
Dichlorofluoromethane	<0.20	ug/L	1.0	0.20	1		10/30/14 13:54	75-43-4	
Diethyl ether (Ethyl ether)	<0.14	ug/L	4.0	0.14	1		10/30/14 13:54	60-29-7	
Ethylbenzene	<0.16	ug/L	1.0	0.16	1		10/30/14 13:54	100-41-4	
Hexachloro-1,3-butadiene	<0.50	ug/L	1.0	0.50	1		10/30/14 13:54	87-68-3	
Isopropylbenzene (Cumene)	<0.50	ug/L	1.0	0.50	1		10/30/14 13:54	98-82-8	
Methyl-tert-butyl ether	<0.17	ug/L	1.0	0.17	1		10/30/14 13:54	1634-04-4	
Methylene Chloride	<2.0	ug/L	4.0	2.0	1		10/30/14 13:54	75-09-2	
Naphthalene	<2.0	ug/L	4.0	2.0	1		10/30/14 13:54	91-20-3	
Styrene	<0.063	ug/L	1.0	0.063	1		10/30/14 13:54	100-42-5	
Tetrachloroethene	11.5	ug/L	1.0	0.16	1		10/30/14 13:54	127-18-4	
Tetrahydrofuran	<2.0	ug/L	10.0	2.0	1		10/30/14 13:54	109-99-9	
Toluene	0.18J	ug/L	1.0	0.11	1		10/30/14 13:54	108-88-3	
Trichloroethene	0.65	ug/L	0.40	0.091	1		10/30/14 13:54	79-01-6	
Trichlorofluoromethane	<0.22	ug/L	1.0	0.22	1		10/30/14 13:54	75-69-4	
Vinyl chloride	<0.20	ug/L	0.40	0.20	1		10/30/14 13:54	75-01-4	
Xylene (Total)	<0.40	ug/L	3.0	0.40	1		10/30/14 13:54	1330-20-7	
cis-1,2-Dichloroethene	<0.13	ug/L	1.0	0.13	1		10/30/14 13:54	156-59-2	
cis-1,3-Dichloropropene	<0.13	ug/L	4.0	0.13	1		10/30/14 13:54	10061-01-5	
n-Butylbenzene	<0.50	ug/L	1.0	0.50	1		10/30/14 13:54	104-51-8	
n-Propylbenzene	<0.50	ug/L	1.0	0.50	1		10/30/14 13:54	103-65-1	
p-Isopropyltoluene	<0.50	ug/L	1.0	0.50	1		10/30/14 13:54	99-87-6	
sec-Butylbenzene	<0.50	ug/L	1.0	0.50	1		10/30/14 13:54	135-98-8	
tert-Butylbenzene	<0.50	ug/L	1.0	0.50	1		10/30/14 13:54	98-06-6	
trans-1,2-Dichloroethene	<0.23	ug/L	1.0	0.23	1		10/30/14 13:54	156-60-5	
trans-1,3-Dichloropropene	<0.18	ug/L	4.0	0.18	1		10/30/14 13:54	10061-02-6	
Surrogates									
1,2-Dichloroethane-d4 (S)	87 %		75-125		1		10/30/14 13:54	17060-07-0	
Toluene-d8 (S)	100 %		75-125		1		10/30/14 13:54	2037-26-5	
4-Bromofluorobenzene (S)	98 %		75-125		1		10/30/14 13:54	460-00-4	

REPORT OF LABORATORY ANALYSIS

This report shall not be reproduced, except in full,
 without the written consent of Pace Analytical Services, Inc..

ANALYTICAL RESULTS

Project: 062224-03 Former Star Laundry
Pace Project No.: 10286313

Sample: Trip Blank Lab ID: 10286313007 Collected: 10/21/14 00:00 Received: 10/23/14 09:45 Matrix: Water

Parameters	Results	Units	PQL	MDL	DF	Prepared	Analyzed	CAS No.	Qual
NWTPH-Gx GCV		Analytical Method: NWTPH-Gx/8021							
TPH as Gas	<0.50 ug/L		100	50.0	1		11/03/14 10:37		
Surrogates									
a,a,a-Trifluorotoluene (S)	103 %		70-125		1		11/03/14 10:37	98-08-8	
8260 VOC		Analytical Method: EPA 8260							
1,1,1,2-Tetrachloroethane	<0.50 ug/L		1.0	0.50	1		10/30/14 11:58	630-20-6	
1,1,1-Trichloroethane	<0.26 ug/L		1.0	0.26	1		10/30/14 11:58	71-55-6	
1,1,1,2,2-Tetrachloroethane	<0.50 ug/L		1.0	0.50	1		10/30/14 11:58	79-34-5	
1,1,2-Trichloroethane	<0.13 ug/L		1.0	0.13	1		10/30/14 11:58	79-00-5	
1,1,2-Trichlorotrifluoroethane	<0.50 ug/L		1.0	0.50	1		10/30/14 11:58	76-13-1	
1,1-Dichloroethane	<0.16 ug/L		1.0	0.16	1		10/30/14 11:58	75-34-3	
1,1-Dichloroethene	<0.20 ug/L		1.0	0.20	1		10/30/14 11:58	75-35-4	
1,1-Dichloropropene	<0.50 ug/L		1.0	0.50	1		10/30/14 11:58	563-58-6	
1,2,3-Trichlorobenzene	<0.50 ug/L		1.0	0.50	1		10/30/14 11:58	87-61-6	
1,2,3-Trichloropropane	<1.2 ug/L		4.0	1.2	1		10/30/14 11:58	96-18-4	
1,2,4-Trichlorobenzene	<0.50 ug/L		1.0	0.50	1		10/30/14 11:58	120-82-1	
1,2,4-Trimethylbenzene	<0.50 ug/L		1.0	0.50	1		10/30/14 11:58	95-63-6	
1,2-Dibromo-3-chloropropane	<2.0 ug/L		4.0	2.0	1		10/30/14 11:58	96-12-8	
1,2-Dibromoethane (EDB)	<0.15 ug/L		1.0	0.15	1		10/30/14 11:58	106-93-4	
1,2-Dichlorobenzene	<0.16 ug/L		1.0	0.16	1		10/30/14 11:58	95-50-1	
1,2-Dichloroethane	<0.13 ug/L		1.0	0.13	1		10/30/14 11:58	107-06-2	
1,2-Dichloropropane	<0.14 ug/L		4.0	0.14	1		10/30/14 11:58	78-87-5	
1,3,5-Trimethylbenzene	<0.50 ug/L		1.0	0.50	1		10/30/14 11:58	108-67-8	
1,3-Dichlorobenzene	<0.50 ug/L		1.0	0.50	1		10/30/14 11:58	541-73-1	
1,3-Dichloropropane	<0.50 ug/L		1.0	0.50	1		10/30/14 11:58	142-28-9	
1,4-Dichlorobenzene	<0.50 ug/L		1.0	0.50	1		10/30/14 11:58	106-46-7	
2,2-Dichloropropane	<0.17 ug/L		4.0	0.17	1		10/30/14 11:58	594-20-7	
2-Butanone (MEK)	<2.5 ug/L		5.0	2.5	1		10/30/14 11:58	78-93-3	CL,L2
2-Chlorotoluene	<0.14 ug/L		1.0	0.14	1		10/30/14 11:58	95-49-8	
4-Chlorotoluene	<0.083 ug/L		1.0	0.083	1		10/30/14 11:58	106-43-4	
4-Methyl-2-pentanone (MIBK)	<2.5 ug/L		5.0	2.5	1		10/30/14 11:58	108-10-1	
Acetone	<10.0 ug/L		20.0	10.0	1		10/30/14 11:58	67-64-1	
Allyl chloride	<0.45 ug/L		4.0	0.45	1		10/30/14 11:58	107-05-1	
Benzene	<0.15 ug/L		1.0	0.15	1		10/30/14 11:58	71-43-2	
Bromobenzene	<0.13 ug/L		1.0	0.13	1		10/30/14 11:58	108-86-1	
Bromochloromethane	<0.12 ug/L		1.0	0.12	1		10/30/14 11:58	74-97-5	
Bromodichloromethane	<0.20 ug/L		1.0	0.20	1		10/30/14 11:58	75-27-4	
Bromoform	<2.0 ug/L		4.0	2.0	1		10/30/14 11:58	75-25-2	
Bromomethane	<2.0 ug/L		4.0	2.0	1		10/30/14 11:58	74-83-9	CL
Carbon tetrachloride	<0.16 ug/L		1.0	0.16	1		10/30/14 11:58	56-23-5	
Chlorobenzene	<0.066 ug/L		1.0	0.066	1		10/30/14 11:58	108-90-7	
Chloroethane	<0.24 ug/L		1.0	0.24	1		10/30/14 11:58	75-00-3	
Chloroform	<0.16 ug/L		1.0	0.16	1		10/30/14 11:58	67-66-3	
Chloromethane	<0.34 ug/L		4.0	0.34	1		10/30/14 11:58	74-87-3	
Dibromochloromethane	<0.50 ug/L		1.0	0.50	1		10/30/14 11:58	124-48-1	
Dibromomethane	<0.18 ug/L		4.0	0.18	1		10/30/14 11:58	74-95-3	

REPORT OF LABORATORY ANALYSIS

This report shall not be reproduced, except in full,
without the written consent of Pace Analytical Services, Inc..



ANALYTICAL RESULTS

Project: 062224-03 Former Star Laundry
 Pace Project No.: 10286313

Sample: Trip Blank Lab ID: 10286313007 Collected: 10/21/14 00:00 Received: 10/23/14 09:45 Matrix: Water

Parameters	Results	Units	PQL	MDL	DF	Prepared	Analyzed	CAS No.	Qual
8260 VOC									
Analytical Method: EPA 8260									
Dichlorodifluoromethane	<0.50	ug/L	1.0	0.50	1		10/30/14 11:58	75-71-8	
Dichlorofluoromethane	<0.20	ug/L	1.0	0.20	1		10/30/14 11:58	75-43-4	
Diethyl ether (Ethyl ether)	<0.14	ug/L	4.0	0.14	1		10/30/14 11:58	60-29-7	
Ethylbenzene	<0.16	ug/L	1.0	0.16	1		10/30/14 11:58	100-41-4	
Hexachloro-1,3-butadiene	<0.50	ug/L	1.0	0.50	1		10/30/14 11:58	87-68-3	
Isopropylbenzene (Cumene)	<0.50	ug/L	1.0	0.50	1		10/30/14 11:58	98-82-8	
Methyl-tert-butyl ether	<0.17	ug/L	1.0	0.17	1		10/30/14 11:58	1634-04-4	
Methylene Chloride	<2.0	ug/L	4.0	2.0	1		10/30/14 11:58	75-09-2	
Naphthalene	<2.0	ug/L	4.0	2.0	1		10/30/14 11:58	91-20-3	
Styrene	<0.063	ug/L	1.0	0.063	1		10/30/14 11:58	100-42-5	
Tetrachloroethene	<0.16	ug/L	1.0	0.16	1		10/30/14 11:58	127-18-4	
Tetrahydrofuran	<2.0	ug/L	10.0	2.0	1		10/30/14 11:58	109-99-9	
Toluene	<0.11	ug/L	1.0	0.11	1		10/30/14 11:58	108-88-3	
Trichloroethene	<0.091	ug/L	0.40	0.091	1		10/30/14 11:58	79-01-6	
Trichlorofluoromethane	<0.22	ug/L	1.0	0.22	1		10/30/14 11:58	75-69-4	
Vinyl chloride	<0.20	ug/L	0.40	0.20	1		10/30/14 11:58	75-01-4	
Xylene (Total)	<0.40	ug/L	3.0	0.40	1		10/30/14 11:58	1330-20-7	
cis-1,2-Dichloroethene	<0.13	ug/L	1.0	0.13	1		10/30/14 11:58	156-59-2	
cis-1,3-Dichloropropene	<0.13	ug/L	4.0	0.13	1		10/30/14 11:58	10061-01-5	
n-Butylbenzene	<0.50	ug/L	1.0	0.50	1		10/30/14 11:58	104-51-8	
n-Propylbenzene	<0.50	ug/L	1.0	0.50	1		10/30/14 11:58	103-65-1	
p-Isopropyltoluene	<0.50	ug/L	1.0	0.50	1		10/30/14 11:58	99-87-6	
sec-Butylbenzene	<0.50	ug/L	1.0	0.50	1		10/30/14 11:58	135-98-8	
tert-Butylbenzene	<0.50	ug/L	1.0	0.50	1		10/30/14 11:58	98-06-6	
trans-1,2-Dichloroethene	<0.23	ug/L	1.0	0.23	1		10/30/14 11:58	156-60-5	
trans-1,3-Dichloropropene	<0.18	ug/L	4.0	0.18	1		10/30/14 11:58	10061-02-6	
Surrogates									
1,2-Dichloroethane-d4 (S)	88 %		75-125		1		10/30/14 11:58	17060-07-0	
Toluene-d8 (S)	100 %		75-125		1		10/30/14 11:58	2037-26-5	
4-Bromofluorobenzene (S)	99 %		75-125		1		10/30/14 11:58	460-00-4	

REPORT OF LABORATORY ANALYSIS

This report shall not be reproduced, except in full,
 without the written consent of Pace Analytical Services, Inc..

QUALITY CONTROL DATA

Project: 062224-03 Former Star Laundry
Pace Project No.: 10286313

QC Batch: GCV/12854 Analysis Method: NWTPH-Gx/8021
QC Batch Method: NWTPH-Gx/8021 Analysis Description: NWTPH-Gx/8021B Water
Associated Lab Samples: 10286313001, 10286313002, 10286313003, 10286313004, 10286313005, 10286313006

METHOD BLANK: 1830018 Matrix: Water
Associated Lab Samples: 10286313001, 10286313002, 10286313003, 10286313004, 10286313005, 10286313006

Parameter	Units	Blank Result	Reporting Limit	Analyzed	Qualifiers
TPH as Gas	ug/L	<50.0	100	10/30/14 10:21	
a,a,a-Trifluorotoluene (S)	%.	103	70-125	10/30/14 10:21	

METHOD BLANK: 1830847 Matrix: Water
Associated Lab Samples: 10286313001, 10286313002, 10286313003, 10286313004, 10286313005, 10286313006

Parameter	Units	Blank Result	Reporting Limit	Analyzed	Qualifiers
TPH as Gas	ug/L	<50.0	100	10/30/14 15:05	
a,a,a-Trifluorotoluene (S)	%.	98	70-125	10/30/14 15:05	

LABORATORY CONTROL SAMPLE & LCSD: 1830019 1830020

Parameter	Units	Spike Conc.	LCS Result	LCSD Result	LCS % Rec	LCSD % Rec	% Rec Limits	RPD	Max RPD	Qualifiers
TPH as Gas	ug/L	1000	1150	948	115	95	75-125	19	20	
a,a,a-Trifluorotoluene (S)	%.				110	104	70-125			

MATRIX SPIKE SAMPLE: 1830833

Parameter	Units	10286313005 Result	Spike Conc.	MS Result	MS % Rec	% Rec Limits	Qualifiers
TPH as Gas	ug/L	6430	20000	26600	101	52-150	
a,a,a-Trifluorotoluene (S)	%.				104	70-125	

SAMPLE DUPLICATE: 1830836

Parameter	Units	10286438005 Result	Dup Result	RPD	Max RPD	Qualifiers
TPH as Gas	ug/L	27100	25700	5	30	
a,a,a-Trifluorotoluene (S)	%.	102	102	0		

SAMPLE DUPLICATE: 1830846

Parameter	Units	10286313003 Result	Dup Result	RPD	Max RPD	Qualifiers
TPH as Gas	ug/L	<50.0	<50.0		30	
a,a,a-Trifluorotoluene (S)	%.	100	103	2		

Results presented on this page are in the units indicated by the "Units" column except where an alternate unit is presented to the right of the result.

REPORT OF LABORATORY ANALYSIS

This report shall not be reproduced, except in full,
without the written consent of Pace Analytical Services, Inc..

QUALITY CONTROL DATA

Project: 062224-03 Former Star Laundry
Pace Project No.: 10286313

QC Batch: GCV/12862 Analysis Method: NWTPH-Gx/8021
QC Batch Method: NWTPH-Gx/8021 Analysis Description: NWTPH-Gx/8021B Water
Associated Lab Samples: 10286313007

METHOD BLANK: 1832115 Matrix: Water
Associated Lab Samples: 10286313007

Parameter	Units	Blank Result	Reporting Limit	Analyzed	Qualifiers
TPH as Gas	ug/L	<50.0	100	11/03/14 10:17	
a,a,a-Trifluorotoluene (S)	%.	104	70-125	11/03/14 10:17	

LABORATORY CONTROL SAMPLE & LCSD: 1832116 1832117

Parameter	Units	Spike Conc.	LCS Result	LCSD Result	LCS % Rec	LCSD % Rec	% Rec Limits	RPD	Max RPD	Qualifiers
TPH as Gas	ug/L	1000	1090	1010	109	101	75-125	8	20	
a,a,a-Trifluorotoluene (S)	%.				111	107	70-125			

MATRIX SPIKE & MATRIX SPIKE DUPLICATE: 1832118 1832119

Parameter	Units	10286954001 Result	MS Spike Conc.	MSD Spike Conc.	MS Result	MSD Result	MS % Rec	MSD % Rec	% Rec Limits	RPD	Max RPD	Qual
TPH as Gas	ug/L	ND	1000	1000	1020	1010	100	99	52-150	1	30	
a,a,a-Trifluorotoluene (S)	%.						116	115	70-125			

Results presented on this page are in the units indicated by the "Units" column except where an alternate unit is presented to the right of the result.

REPORT OF LABORATORY ANALYSIS

This report shall not be reproduced, except in full,
without the written consent of Pace Analytical Services, Inc..

QUALITY CONTROL DATA

Project: 062224-03 Former Star Laundry
Pace Project No.: 10286313

QC Batch: MPRP/50162 Analysis Method: EPA 6020
QC Batch Method: EPA 3020 Analysis Description: 6020 MET
Associated Lab Samples: 10286313002, 10286313003, 10286313004

METHOD BLANK: 1828491 Matrix: Water
Associated Lab Samples: 10286313002, 10286313003, 10286313004

Parameter	Units	Blank Result	Reporting Limit	Analyzed	Qualifiers
Arsenic	ug/L	<0.25	0.50	10/30/14 22:30	
Cadmium	ug/L	<0.033	0.080	10/30/14 22:30	
Chromium	ug/L	<0.22	0.50	10/30/14 22:30	
Lead	ug/L	0.071J	0.10	10/30/14 22:30	

LABORATORY CONTROL SAMPLE: 1828492

Parameter	Units	Spike Conc.	LCS Result	LCS % Rec	% Rec Limits	Qualifiers
Arsenic	ug/L	80	79.7	100	80-120	
Cadmium	ug/L	80	80.8	101	80-120	
Chromium	ug/L	80	80.0	100	80-120	
Lead	ug/L	80	82.5	103	80-120	

MATRIX SPIKE & MATRIX SPIKE DUPLICATE: 1828493 1828494

Parameter	Units	30132392001 Result	MS		MSD		MS % Rec	MSD % Rec	% Rec Limits	RPD	Max RPD	Qual
			Spike Conc.	MS Result	Spike Conc.	MSD Result						
Arsenic	ug/L	ND	80	77.7	80	82.5	97	103	75-125	6	20	
Cadmium	ug/L	ND	80	79.1	80	81.6	99	102	75-125	3	20	
Chromium	ug/L	ND	80	78.7	80	81.8	98	102	75-125	4	20	
Lead	ug/L	ND	80	79.9	80	83.4	100	104	75-125	4	20	

Results presented on this page are in the units indicated by the "Units" column except where an alternate unit is presented to the right of the result.

REPORT OF LABORATORY ANALYSIS

This report shall not be reproduced, except in full,
without the written consent of Pace Analytical Services, Inc..

QUALITY CONTROL DATA

Project: 062224-03 Former Star Laundry
Pace Project No.: 10286313

QC Batch: MPRP/50390 Analysis Method: EPA 6020
QC Batch Method: EPA 3020 Analysis Description: 6020 MET Dissolved
Associated Lab Samples: 10286313002, 10286313003, 10286313004

METHOD BLANK: 1836120 Matrix: Water
Associated Lab Samples: 10286313002, 10286313003, 10286313004

Parameter	Units	Blank Result	Reporting Limit	Analyzed	Qualifiers
Arsenic, Dissolved	ug/L	<0.25	0.50	11/06/14 10:11	
Cadmium, Dissolved	ug/L	<0.033	0.080	11/06/14 10:11	
Chromium, Dissolved	ug/L	<0.22	0.50	11/06/14 10:11	
Lead, Dissolved	ug/L	<0.046	0.10	11/06/14 10:11	

LABORATORY CONTROL SAMPLE: 1836121

Parameter	Units	Spike Conc.	LCS Result	LCS % Rec	% Rec Limits	Qualifiers
Arsenic, Dissolved	ug/L	80	77.9	97	80-120	
Cadmium, Dissolved	ug/L	80	83.4	104	80-120	
Chromium, Dissolved	ug/L	80	77.9	97	80-120	
Lead, Dissolved	ug/L	80	81.4	102	80-120	

MATRIX SPIKE & MATRIX SPIKE DUPLICATE: 1836122 1836123

Parameter	Units	MS		MSD		MS % Rec	MSD % Rec	% Rec Limits	RPD	Max RPD	Qual
		10286313002 Result	Spike Conc.	Spike Conc.	MS Result						
Arsenic, Dissolved	ug/L	3.2	80	80	85.4	84.8	103	102	75-125	1	20
Cadmium, Dissolved	ug/L	<0.033	80	80	86.6	84.0	108	105	75-125	3	20
Chromium, Dissolved	ug/L	<0.22	80	80	81.0	79.9	101	100	75-125	1	20
Lead, Dissolved	ug/L	<0.046	80	80	82.2	82.1	103	103	75-125	0	20

Results presented on this page are in the units indicated by the "Units" column except where an alternate unit is presented to the right of the result.

REPORT OF LABORATORY ANALYSIS

This report shall not be reproduced, except in full,
without the written consent of Pace Analytical Services, Inc..



QUALITY CONTROL DATA

Project: 062224-03 Former Star Laundry
 Pace Project No.: 10286313

QC Batch: MSV/29142 Analysis Method: EPA 8260
 QC Batch Method: EPA 8260 Analysis Description: 8260 MSV 465 W
 Associated Lab Samples: 10286313001, 10286313002, 10286313003, 10286313004, 10286313005, 10286313006, 10286313007

METHOD BLANK: 1831072 Matrix: Water
 Associated Lab Samples: 10286313001, 10286313002, 10286313003, 10286313004, 10286313005, 10286313006, 10286313007

Parameter	Units	Blank Result	Reporting Limit	Analyzed	Qualifiers
1,1,1,2-Tetrachloroethane	ug/L	<0.50	1.0	10/30/14 11:01	
1,1,1-Trichloroethane	ug/L	<0.26	1.0	10/30/14 11:01	
1,1,2,2-Tetrachloroethane	ug/L	<0.50	1.0	10/30/14 11:01	
1,1,2-Trichloroethane	ug/L	<0.13	1.0	10/30/14 11:01	
1,1,2-Trichlorotrifluoroethane	ug/L	<0.50	1.0	10/30/14 11:01	
1,1-Dichloroethane	ug/L	<0.16	1.0	10/30/14 11:01	
1,1-Dichloroethene	ug/L	<0.20	1.0	10/30/14 11:01	
1,1-Dichloropropene	ug/L	<0.50	1.0	10/30/14 11:01	
1,2,3-Trichlorobenzene	ug/L	<0.50	1.0	10/30/14 11:01	
1,2,3-Trichloropropane	ug/L	<1.2	4.0	10/30/14 11:01	
1,2,4-Trichlorobenzene	ug/L	<0.50	1.0	10/30/14 11:01	
1,2,4-Trimethylbenzene	ug/L	<0.50	1.0	10/30/14 11:01	
1,2-Dibromo-3-chloropropane	ug/L	<2.0	4.0	10/30/14 11:01	
1,2-Dibromoethane (EDB)	ug/L	<0.15	1.0	10/30/14 11:01	
1,2-Dichlorobenzene	ug/L	<0.16	1.0	10/30/14 11:01	
1,2-Dichloroethane	ug/L	<0.13	1.0	10/30/14 11:01	
1,2-Dichloropropane	ug/L	<0.14	4.0	10/30/14 11:01	
1,3,5-Trimethylbenzene	ug/L	<0.50	1.0	10/30/14 11:01	
1,3-Dichlorobenzene	ug/L	<0.50	1.0	10/30/14 11:01	
1,3-Dichloropropane	ug/L	<0.50	1.0	10/30/14 11:01	
1,4-Dichlorobenzene	ug/L	<0.50	1.0	10/30/14 11:01	
2,2-Dichloropropane	ug/L	<0.17	4.0	10/30/14 11:01	
2-Butanone (MEK)	ug/L	<2.5	5.0	10/30/14 11:01	CL
2-Chlorotoluene	ug/L	<0.14	1.0	10/30/14 11:01	
4-Chlorotoluene	ug/L	<0.083	1.0	10/30/14 11:01	
4-Methyl-2-pentanone (MIBK)	ug/L	<2.5	5.0	10/30/14 11:01	
Acetone	ug/L	<10.0	20.0	10/30/14 11:01	
Allyl chloride	ug/L	<0.45	4.0	10/30/14 11:01	
Benzene	ug/L	<0.15	1.0	10/30/14 11:01	
Bromobenzene	ug/L	<0.13	1.0	10/30/14 11:01	
Bromochloromethane	ug/L	<0.12	1.0	10/30/14 11:01	
Bromodichloromethane	ug/L	<0.20	1.0	10/30/14 11:01	
Bromoform	ug/L	<2.0	4.0	10/30/14 11:01	
Bromomethane	ug/L	<2.0	4.0	10/30/14 11:01	CL
Carbon tetrachloride	ug/L	<0.16	1.0	10/30/14 11:01	
Chlorobenzene	ug/L	<0.066	1.0	10/30/14 11:01	
Chloroethane	ug/L	<0.24	1.0	10/30/14 11:01	
Chloroform	ug/L	<0.16	1.0	10/30/14 11:01	
Chloromethane	ug/L	<0.34	4.0	10/30/14 11:01	
cis-1,2-Dichloroethene	ug/L	<0.13	1.0	10/30/14 11:01	
cis-1,3-Dichloropropene	ug/L	<0.13	4.0	10/30/14 11:01	

Results presented on this page are in the units indicated by the "Units" column except where an alternate unit is presented to the right of the result.

REPORT OF LABORATORY ANALYSIS

This report shall not be reproduced, except in full,
 without the written consent of Pace Analytical Services, Inc..

QUALITY CONTROL DATA

Project: 062224-03 Former Star Laundry
Pace Project No.: 10286313

METHOD BLANK: 1831072 Matrix: Water
Associated Lab Samples: 10286313001, 10286313002, 10286313003, 10286313004, 10286313005, 10286313006, 10286313007

Parameter	Units	Blank Result	Reporting Limit	Analyzed	Qualifiers
Dibromochloromethane	ug/L	<0.50	1.0	10/30/14 11:01	
Dibromomethane	ug/L	<0.18	4.0	10/30/14 11:01	
Dichlorodifluoromethane	ug/L	<0.50	1.0	10/30/14 11:01	
Dichlorofluoromethane	ug/L	<0.20	1.0	10/30/14 11:01	
Diethyl ether (Ethyl ether)	ug/L	<0.14	4.0	10/30/14 11:01	
Ethylbenzene	ug/L	<0.16	1.0	10/30/14 11:01	
Hexachloro-1,3-butadiene	ug/L	<0.50	1.0	10/30/14 11:01	
Isopropylbenzene (Cumene)	ug/L	<0.50	1.0	10/30/14 11:01	
Methyl-tert-butyl ether	ug/L	<0.17	1.0	10/30/14 11:01	
Methylene Chloride	ug/L	<2.0	4.0	10/30/14 11:01	
n-Butylbenzene	ug/L	<0.50	1.0	10/30/14 11:01	
n-Propylbenzene	ug/L	<0.50	1.0	10/30/14 11:01	
Naphthalene	ug/L	<2.0	4.0	10/30/14 11:01	
p-Isopropyltoluene	ug/L	<0.50	1.0	10/30/14 11:01	
sec-Butylbenzene	ug/L	<0.50	1.0	10/30/14 11:01	
Styrene	ug/L	<0.063	1.0	10/30/14 11:01	
tert-Butylbenzene	ug/L	<0.50	1.0	10/30/14 11:01	
Tetrachloroethene	ug/L	<0.16	1.0	10/30/14 11:01	
Tetrahydrofuran	ug/L	<2.0	10.0	10/30/14 11:01	
Toluene	ug/L	<0.11	1.0	10/30/14 11:01	
trans-1,2-Dichloroethene	ug/L	<0.23	1.0	10/30/14 11:01	
trans-1,3-Dichloropropene	ug/L	<0.18	4.0	10/30/14 11:01	
Trichloroethene	ug/L	<0.091	0.40	10/30/14 11:01	
Trichlorofluoromethane	ug/L	<0.22	1.0	10/30/14 11:01	
Vinyl chloride	ug/L	<0.20	0.40	10/30/14 11:01	
Xylene (Total)	ug/L	<0.40	3.0	10/30/14 11:01	
1,2-Dichloroethane-d4 (S)	%	88	75-125	10/30/14 11:01	
4-Bromofluorobenzene (S)	%	99	75-125	10/30/14 11:01	
Toluene-d8 (S)	%	100	75-125	10/30/14 11:01	

LABORATORY CONTROL SAMPLE: 1831073

Parameter	Units	Spike Conc.	LCS Result	LCS % Rec	% Rec Limits	Qualifiers
1,1,1,2-Tetrachloroethane	ug/L	20	19.0	95	75-125	
1,1,1-Trichloroethane	ug/L	20	17.4	87	73-125	
1,1,2,2-Tetrachloroethane	ug/L	20	18.7	94	74-125	
1,1,2-Trichloroethane	ug/L	20	19.1	96	75-125	
1,1,2-Trichlorotrifluoroethane	ug/L	20	19.8	99	56-133	
1,1-Dichloroethane	ug/L	20	18.1	91	75-125	
1,1-Dichloroethene	ug/L	20	17.4	87	70-125	
1,1-Dichloropropene	ug/L	20	18.0	90	73-125	
1,2,3-Trichlorobenzene	ug/L	20	16.2	81	75-125	
1,2,3-Trichloropropane	ug/L	20	19.2	96	75-125	
1,2,4-Trichlorobenzene	ug/L	20	16.7	83	75-125	

Results presented on this page are in the units indicated by the "Units" column except where an alternate unit is presented to the right of the result.

REPORT OF LABORATORY ANALYSIS

This report shall not be reproduced, except in full,
without the written consent of Pace Analytical Services, Inc..

QUALITY CONTROL DATA

Project: 062224-03 Former Star Laundry
Pace Project No.: 10286313

LABORATORY CONTROL SAMPLE: 1831073

Parameter	Units	Spike Conc.	LCS Result	LCS % Rec	% Rec Limits	Qualifiers
1,2,4-Trimethylbenzene	ug/L	20	17.8	89	75-125	
1,2-Dibromo-3-chloropropane	ug/L	50	40.0	80	70-125	
1,2-Dibromoethane (EDB)	ug/L	20	18.0	90	75-125	
1,2-Dichlorobenzene	ug/L	20	19.0	95	75-125	
1,2-Dichloroethane	ug/L	20	16.1	80	75-125	
1,2-Dichloropropane	ug/L	20	17.6	88	75-125	
1,3,5-Trimethylbenzene	ug/L	20	17.6	88	75-125	
1,3-Dichlorobenzene	ug/L	20	18.4	92	75-125	
1,3-Dichloropropane	ug/L	20	18.6	93	75-125	
1,4-Dichlorobenzene	ug/L	20	18.0	90	75-125	
2,2-Dichloropropane	ug/L	20	17.5	88	66-130	
2-Butanone (MEK)	ug/L	100	56.5	57	64-126	CL,L0
2-Chlorotoluene	ug/L	20	17.5	87	73-125	
4-Chlorotoluene	ug/L	20	17.6	88	75-125	
4-Methyl-2-pentanone (MIBK)	ug/L	100	79.9	80	71-125	
Acetone	ug/L	100	76.3	76	66-131	
Allyl chloride	ug/L	20	14.6	73	70-129	
Benzene	ug/L	20	17.3	87	75-125	
Bromobenzene	ug/L	20	19.0	95	75-125	
Bromochloromethane	ug/L	20	16.6	83	75-125	
Bromodichloromethane	ug/L	20	16.5	82	75-125	
Bromoform	ug/L	20	16.2	81	70-125	
Bromomethane	ug/L	20	9.5	47	30-150	CL
Carbon tetrachloride	ug/L	20	15.7	78	68-129	
Chlorobenzene	ug/L	20	18.2	91	75-125	
Chloroethane	ug/L	20	18.9	94	68-133	
Chloroform	ug/L	20	16.0	80	75-125	
Chloromethane	ug/L	20	13.3	66	57-140	
cis-1,2-Dichloroethene	ug/L	20	17.7	88	75-125	
cis-1,3-Dichloropropene	ug/L	20	17.0	85	75-125	
Dibromochloromethane	ug/L	20	16.7	84	75-125	
Dibromomethane	ug/L	20	18.1	91	75-125	
Dichlorodifluoromethane	ug/L	20	19.8	99	50-134	
Dichlorofluoromethane	ug/L	20	18.4	92	74-125	
Diethyl ether (Ethyl ether)	ug/L	20	15.9	79	75-125	
Ethylbenzene	ug/L	20	17.6	88	75-125	
Hexachloro-1,3-butadiene	ug/L	20	19.2	96	74-128	
Isopropylbenzene (Cumene)	ug/L	20	17.9	90	73-125	
Methyl-tert-butyl ether	ug/L	20	16.6	83	75-125	
Methylene Chloride	ug/L	20	16.1	80	75-125	
n-Butylbenzene	ug/L	20	16.0	80	73-125	
n-Propylbenzene	ug/L	20	17.6	88	72-125	
Naphthalene	ug/L	20	14.8	74	74-125	
p-Isopropyltoluene	ug/L	20	16.8	84	74-125	
sec-Butylbenzene	ug/L	20	17.6	88	74-125	
Styrene	ug/L	20	17.8	89	75-125	
tert-Butylbenzene	ug/L	20	18.0	90	74-125	

Results presented on this page are in the units indicated by the "Units" column except where an alternate unit is presented to the right of the result.

REPORT OF LABORATORY ANALYSIS

This report shall not be reproduced, except in full,
without the written consent of Pace Analytical Services, Inc..

QUALITY CONTROL DATA

Project: 062224-03 Former Star Laundry
Pace Project No.: 10286313

LABORATORY CONTROL SAMPLE: 1831073

Parameter	Units	Spike Conc.	LCS Result	LCS % Rec	% Rec Limits	Qualifiers
Tetrachloroethene	ug/L	20	16.8	84	71-125	
Tetrahydrofuran	ug/L	200	213	106	70-125	
Toluene	ug/L	20	18.6	93	75-125	
trans-1,2-Dichloroethene	ug/L	20	17.8	89	73-125	
trans-1,3-Dichloropropene	ug/L	20	17.1	85	75-125	
Trichloroethene	ug/L	20	19.1	95	75-125	
Trichlorofluoromethane	ug/L	20	20.7	104	70-128	
Vinyl chloride	ug/L	20	19.7	98	70-130	
Xylene (Total)	ug/L	60	53.1	88	75-125	
1,2-Dichloroethane-d4 (S)	%			88	75-125	
4-Bromofluorobenzene (S)	%			99	75-125	
Toluene-d8 (S)	%			100	75-125	

MATRIX SPIKE SAMPLE: 1834069

Parameter	Units	1240458004 Result	Spike Conc.	MS Result	MS % Rec	% Rec Limits	Qualifiers
1,1,1,2-Tetrachloroethane	ug/L	ND	20	7.1	35	74-131	M1
1,1,1-Trichloroethane	ug/L	ND	20	7.0	35	73-139	M1
1,1,2,2-Tetrachloroethane	ug/L	ND	20	7.2	36	72-125	M1
1,1,2-Trichloroethane	ug/L	ND	20	7.1	35	75-125	M1
1,1,2-Trichlorotrifluoroethane	ug/L	ND	20	8.7	43	68-150	M1
1,1-Dichloroethane	ug/L	ND	20	7.2	36	73-132	M1
1,1-Dichloroethene	ug/L	ND	20	6.6	33	71-142	M1
1,1-Dichloropropene	ug/L	ND	20	6.8	34	73-139	M1
1,2,3-Trichlorobenzene	ug/L	ND	20	6.2	31	70-129	M1
1,2,3-Trichloropropane	ug/L	ND	20	6.7	34	74-125	M1
1,2,4-Trichlorobenzene	ug/L	ND	20	6.5	33	70-129	M1
1,2,4-Trimethylbenzene	ug/L	ND	20	6.7	33	72-136	M1
1,2-Dibromo-3-chloropropane	ug/L	ND	50	15.1	30	66-127	M1
1,2-Dibromoethane (EDB)	ug/L	ND	20	6.7	33	75-125	M1
1,2-Dichlorobenzene	ug/L	ND	20	7.2	36	75-125	M1
1,2-Dichloroethane	ug/L	ND	20	6.0	30	68-128	M1
1,2-Dichloropropane	ug/L	ND	20	6.9	34	74-131	M1
1,3,5-Trimethylbenzene	ug/L	ND	20	6.6	33	75-131	M1
1,3-Dichlorobenzene	ug/L	ND	20	6.9	34	73-125	M1
1,3-Dichloropropane	ug/L	ND	20	6.9	34	75-125	M1
1,4-Dichlorobenzene	ug/L	ND	20	6.9	34	73-125	M1
2,2-Dichloropropane	ug/L	ND	20	6.8	34	58-150	M1
2-Butanone (MEK)	ug/L	ND	100	30.8	31	56-140	CL, M0
2-Chlorotoluene	ug/L	ND	20	6.7	34	70-130	M1
4-Chlorotoluene	ug/L	ND	20	6.8	34	73-126	M1
4-Methyl-2-pentanone (MIBK)	ug/L	ND	100	30.4	30	69-128	M1
Acetone	ug/L	ND	100	40.4	40	57-143	M1
Allyl chloride	ug/L	ND	20	5.8	29	65-146	M1
Benzene	ug/L	ND	20	6.4	32	75-129	M1

Results presented on this page are in the units indicated by the "Units" column except where an alternate unit is presented to the right of the result.

REPORT OF LABORATORY ANALYSIS

This report shall not be reproduced, except in full,
without the written consent of Pace Analytical Services, Inc..

QUALITY CONTROL DATA

Project: 062224-03 Former Star Laundry
Pace Project No.: 10286313

MATRIX SPIKE SAMPLE:		1834069		1240458004		Spike		MS		MS		% Rec		Qualifiers	
Parameter	Units	Result	Conc.	Result	% Rec	Result	% Rec	Limits							
Bromobenzene	ug/L	ND	20	7.6	38	74-125	M1								
Bromochloromethane	ug/L	ND	20	6.6	33	75-126	M1								
Bromodichloromethane	ug/L	ND	20	6.4	32	75-128	M1								
Bromoform	ug/L	ND	20	6.0	30	66-130	M1								
Bromomethane	ug/L	ND	20	5.7	28	30-150	CL,M1								
Carbon tetrachloride	ug/L	ND	20	6.4	32	69-148	M1								
Chlorobenzene	ug/L	ND	20	7.0	35	75-125	M1								
Chloroethane	ug/L	ND	20	7.3	36	71-143	M1								
Chloroform	ug/L	ND	20	8.0	40	75-126	M1								
Chloromethane	ug/L	ND	20	5.6	28	55-150	M1								
cis-1,2-Dichloroethene	ug/L	ND	20	7.1	35	75-130	M1								
cis-1,3-Dichloropropene	ug/L	ND	20	6.1	30	72-129	M1								
Dibromochloromethane	ug/L	ND	20	6.1	30	73-129	M1								
Dibromomethane	ug/L	ND	20	6.9	35	75-125	M1								
Dichlorodifluoromethane	ug/L	ND	20	7.9	39	70-150	M1								
Dichlorofluoromethane	ug/L	ND	20	7.2	36	75-135	M1								
Diethyl ether (Ethyl ether)	ug/L	ND	20	6.0	30	72-126	M1								
Ethylbenzene	ug/L	ND	20	6.8	34	75-128	M1								
Hexachloro-1,3-butadiene	ug/L	ND	20	7.2	36	65-144	M1								
Isopropylbenzene (Cumene)	ug/L	ND	20	6.9	34	75-131	M1								
Methyl-tert-butyl ether	ug/L	ND	20	6.1	30	74-128	M1								
Methylene Chloride	ug/L	ND	20	6.1	31	69-125	M1								
n-Butylbenzene	ug/L	ND	20	6.1	30	70-137	M1								
n-Propylbenzene	ug/L	ND	20	6.9	35	72-131	M1								
Naphthalene	ug/L	ND	20	5.6	28	70-132	M1								
p-Isopropyltoluene	ug/L	ND	20	6.5	32	73-133	M1								
sec-Butylbenzene	ug/L	ND	20	6.8	34	74-133	M1								
Styrene	ug/L	ND	20	6.9	34	75-128	M1								
tert-Butylbenzene	ug/L	ND	20	7.1	35	74-130	M1								
Tetrachloroethene	ug/L	ND	20	6.4	32	68-140	M1								
Tetrahydrofuran	ug/L	ND	200	80.2	40	65-131	M1								
Toluene	ug/L	3.0	20	10.1	36	75-129	M1								
trans-1,2-Dichloroethene	ug/L	ND	20	6.6	33	70-136	M1								
trans-1,3-Dichloropropene	ug/L	ND	20	6.1	30	71-125	M1								
Trichloroethene	ug/L	ND	20	7.4	37	72-135	M1								
Trichlorofluoromethane	ug/L	ND	20	7.9	40	75-150	M1								
Vinyl chloride	ug/L	ND	20	8.3	42	73-150	M1								
Xylene (Total)	ug/L	ND	60	20.4	34	75-129	MS								
1,2-Dichloroethane-d4 (S)	%				87	75-125									
4-Bromofluorobenzene (S)	%				100	75-125									
Toluene-d8 (S)	%				100	75-125									

Results presented on this page are in the units indicated by the "Units" column except where an alternate unit is presented to the right of the result.

REPORT OF LABORATORY ANALYSIS

This report shall not be reproduced, except in full,
without the written consent of Pace Analytical Services, Inc..

QUALITY CONTROL DATA

Project: 062224-03 Former Star Laundry
Pace Project No.: 10286313

SAMPLE DUPLICATE: 1834070

Parameter	Units	1240458005 Result	Dup Result	RPD	Max RPD	Qualifiers
1,1,1,2-Tetrachloroethane	ug/L	ND	<0.50		30	
1,1,1-Trichloroethane	ug/L	ND	<0.26		30	
1,1,2,2-Tetrachloroethane	ug/L	ND	<0.50		30	
1,1,2-Trichloroethane	ug/L	ND	<0.13		30	
1,1,2-Trichlorotrifluoroethane	ug/L	ND	<0.50		30	
1,1-Dichloroethane	ug/L	ND	<0.16		30	
1,1-Dichloroethene	ug/L	ND	<0.20		30	
1,1-Dichloropropene	ug/L	ND	<0.50		30	
1,2,3-Trichlorobenzene	ug/L	ND	<0.50		30	
1,2,3-Trichloropropane	ug/L	ND	<1.2		30	
1,2,4-Trichlorobenzene	ug/L	ND	<0.50		30	
1,2,4-Trimethylbenzene	ug/L	ND	<0.50		30	
1,2-Dibromo-3-chloropropane	ug/L	ND	<2.0		30	
1,2-Dibromoethane (EDB)	ug/L	ND	<0.15		30	
1,2-Dichlorobenzene	ug/L	ND	<0.16		30	
1,2-Dichloroethane	ug/L	ND	<0.13		30	
1,2-Dichloropropane	ug/L	ND	<0.14		30	
1,3,5-Trimethylbenzene	ug/L	ND	<0.50		30	
1,3-Dichlorobenzene	ug/L	ND	<0.50		30	
1,3-Dichloropropane	ug/L	ND	<0.50		30	
1,4-Dichlorobenzene	ug/L	ND	<0.50		30	
2,2-Dichloropropane	ug/L	ND	<0.17		30	
2-Butanone (MEK)	ug/L	ND	<2.5		30	CL
2-Chlorotoluene	ug/L	ND	<0.14		30	
4-Chlorotoluene	ug/L	ND	<0.083		30	
4-Methyl-2-pentanone (MIBK)	ug/L	ND	<2.5		30	
Acetone	ug/L	ND	<10.0		30	
Allyl chloride	ug/L	ND	<0.45		30	
Benzene	ug/L	ND	<0.15		30	
Bromobenzene	ug/L	ND	<0.13		30	
Bromochloromethane	ug/L	ND	<0.12		30	
Bromodichloromethane	ug/L	ND	<0.20		30	
Bromoform	ug/L	ND	<2.0		30	
Bromomethane	ug/L	ND	<2.0		30	CL
Carbon tetrachloride	ug/L	ND	<0.16		30	
Chlorobenzene	ug/L	ND	<0.066		30	
Chloroethane	ug/L	ND	<0.24		30	
Chloroform	ug/L	ND	0.19J		30	
Chloromethane	ug/L	ND	<0.34		30	
cis-1,2-Dichloroethene	ug/L	ND	<0.13		30	
cis-1,3-Dichloropropene	ug/L	ND	<0.13		30	
Dibromochloromethane	ug/L	ND	<0.50		30	
Dibromomethane	ug/L	ND	<0.18		30	
Dichlorodifluoromethane	ug/L	ND	<0.50		30	
Dichlorofluoromethane	ug/L	ND	<0.20		30	
Diethyl ether (Ethyl ether)	ug/L	ND	<0.14		30	
Ethylbenzene	ug/L	ND	<0.16		30	

Results presented on this page are in the units indicated by the "Units" column except where an alternate unit is presented to the right of the result.

REPORT OF LABORATORY ANALYSIS

This report shall not be reproduced, except in full,
without the written consent of Pace Analytical Services, Inc..

QUALITY CONTROL DATA

Project: 062224-03 Former Star Laundry

Pace Project No.: 10286313

SAMPLE DUPLICATE: 1834070

Parameter	Units	1240458005 Result	Dup Result	RPD	Max RPD	Qualifiers
Hexachloro-1,3-butadiene	ug/L	ND	<0.50		30	
Isopropylbenzene (Cumene)	ug/L	ND	<0.50		30	
Methyl-tert-butyl ether	ug/L	ND	<0.17		30	
Methylene Chloride	ug/L	ND	<2.0		30	
n-Butylbenzene	ug/L	ND	<0.50		30	
n-Propylbenzene	ug/L	ND	<0.50		30	
Naphthalene	ug/L	ND	<2.0		30	
p-Isopropyltoluene	ug/L	ND	<0.50		30	
sec-Butylbenzene	ug/L	ND	<0.50		30	
Styrene	ug/L	ND	<0.063		30	
tert-Butylbenzene	ug/L	ND	<0.50		30	
Tetrachloroethene	ug/L	ND	<0.16		30	
Tetrahydrofuran	ug/L	ND	<2.0		30	
Toluene	ug/L	ND	<0.11		30	
trans-1,2-Dichloroethene	ug/L	ND	<0.23		30	
trans-1,3-Dichloropropene	ug/L	ND	<0.18		30	
Trichloroethene	ug/L	ND	<0.091		30	
Trichlorofluoromethane	ug/L	ND	<0.22		30	
Vinyl chloride	ug/L	ND	<0.20		30	
Xylene (Total)	ug/L	ND	<0.40		30	
1,2-Dichloroethane-d4 (S)	%.	87	86	2		
4-Bromofluorobenzene (S)	%.	99	97	2		
Toluene-d8 (S)	%.	100	100	0		

Results presented on this page are in the units indicated by the "Units" column except where an alternate unit is presented to the right of the result.

REPORT OF LABORATORY ANALYSIS

This report shall not be reproduced, except in full,
without the written consent of Pace Analytical Services, Inc..

QUALITY CONTROL DATA

Project: 062224-03 Former Star Laundry
Pace Project No.: 10286313

QC Batch: OEXT/27039 Analysis Method: NWTPH-Dx
QC Batch Method: EPA 3510 Analysis Description: NWTPH-Dx GCS LV
Associated Lab Samples: 10286313001, 10286313002, 10286313003, 10286313004, 10286313005

METHOD BLANK: 1828208 Matrix: Water
Associated Lab Samples: 10286313001, 10286313002, 10286313003, 10286313004, 10286313005

Parameter	Units	Blank Result	Reporting Limit	Analyzed	Qualifiers
Diesel Fuel Range	mg/L	<0.048	0.40	11/02/14 21:08	
Motor Oil Range	mg/L	0.041J	0.40	11/02/14 21:08	
n-Triacontane (S)	%	78	30-125	11/02/14 21:08	
o-Terphenyl (S)	%	79	30-125	11/02/14 21:08	

Parameter	Units	1828209		1828210		% Rec	LCSD	% Rec	LCSD	% Rec	Limits	RPD	Max RPD	Qualifiers
		Spike Conc.	LCS Result	LCS Result	LCSD Result									
Diesel Fuel Range	mg/L	2	1.6	1.5	80	74	50-150	7	20					
Motor Oil Range	mg/L	2	1.8	1.8	88	88	50-150	1	20					
n-Triacontane (S)	%				88	87	30-125							
o-Terphenyl (S)	%				89	87	30-125							

Results presented on this page are in the units indicated by the "Units" column except where an alternate unit is presented to the right of the result.

REPORT OF LABORATORY ANALYSIS

This report shall not be reproduced, except in full,
without the written consent of Pace Analytical Services, Inc..

QUALIFIERS

Project: 062224-03 Former Star Laundry
Pace Project No.: 10286313

DEFINITIONS

DF - Dilution Factor, if reported, represents the factor applied to the reported data due to changes in sample preparation, dilution of the sample aliquot, or moisture content.

ND - Not Detected at or above adjusted reporting limit.

J - Estimated concentration above the adjusted method detection limit and below the adjusted reporting limit.

MDL - Adjusted Method Detection Limit.

PQL - Practical Quantitation Limit.

RL - Reporting Limit.

S - Surrogate

1,2-Diphenylhydrazine (8270 listed analyte) decomposes to Azobenzene.

Consistent with EPA guidelines, unrounded data are displayed and have been used to calculate % recovery and RPD values.

LCS(D) - Laboratory Control Sample (Duplicate)

MS(D) - Matrix Spike (Duplicate)

DUP - Sample Duplicate

RPD - Relative Percent Difference

NC - Not Calculable.

SG - Silica Gel - Clean-Up

U - Indicates the compound was analyzed for, but not detected.

N-Nitrosodiphenylamine decomposes and cannot be separated from Diphenylamine using Method 8270. The result reported for each analyte is a combined concentration.

Pace Analytical is TNI accredited. Contact your Pace PM for the current list of accredited analytes.

TNI - The NELAC Institute.

LABORATORIES

PASI-M Pace Analytical Services - Minneapolis

BATCH QUALIFIERS

Batch: GCSV/14415

[1] A matrix spike/matrix spike duplicate/sample duplicate was not performed for this batch due to insufficient sample volume.

ANALYTE QUALIFIERS

B Analyte was detected in the associated method blank.

CL The continuing calibration for this compound is outside of Pace Analytical acceptance limits. The results may be biased low.

L0 Analyte recovery in the laboratory control sample (LCS) was outside QC limits.

L2 Analyte recovery in the laboratory control sample (LCS) was below QC limits. Results may be biased low.

M0 Matrix spike recovery and/or matrix spike duplicate recovery was outside laboratory control limits.

M1 Matrix spike recovery exceeded QC limits. Batch accepted based on laboratory control sample (LCS) recovery.

MS Analyte recovery in the matrix spike was outside QC limits for one or more of the constituent analytes used in the calculated result.

REPORT OF LABORATORY ANALYSIS

This report shall not be reproduced, except in full,
without the written consent of Pace Analytical Services, Inc..

METHOD CROSS REFERENCE TABLE

Project: 062224-03 Former Star Laundry
Pace Project No.: 10286313

Parameter	Matrix	Analytical Method	Preparation Method
6020 MET ICPMS	Water	SW-846 6020A	SW-846 3020A
6020 MET ICPMS, Lab Filtered	Water	SW-846 6020A	SW-846 3020A
8260 VOC	Water	SW-846 8260B/5030B	N/A

REPORT OF LABORATORY ANALYSIS

This report shall not be reproduced, except in full,
without the written consent of Pace Analytical Services, Inc..

QUALITY CONTROL DATA CROSS REFERENCE TABLE

Project: 062224-03 Former Star Laundry
Pace Project No.: 10286313

Lab ID	Sample ID	QC Batch Method	QC Batch	Analytical Method	Analytical Batch
10286313001	MW-1A	EPA 3510	OEXT/27039	NWTPH-Dx	GCSV/14415
10286313002	MW-2	EPA 3510	OEXT/27039	NWTPH-Dx	GCSV/14415
10286313003	MW-3	EPA 3510	OEXT/27039	NWTPH-Dx	GCSV/14415
10286313004	MW-4	EPA 3510	OEXT/27039	NWTPH-Dx	GCSV/14415
10286313005	MW-5	EPA 3510	OEXT/27039	NWTPH-Dx	GCSV/14415
10286313001	MW-1A	NWTPH-Gx/8021	GCV/12854		
10286313002	MW-2	NWTPH-Gx/8021	GCV/12854		
10286313003	MW-3	NWTPH-Gx/8021	GCV/12854		
10286313004	MW-4	NWTPH-Gx/8021	GCV/12854		
10286313005	MW-5	NWTPH-Gx/8021	GCV/12854		
10286313006	DUP	NWTPH-Gx/8021	GCV/12854		
10286313007	Trip Blank	NWTPH-Gx/8021	GCV/12862		
10286313002	MW-2	EPA 3020	MPRP/50162	EPA 6020	ICPM/22316
10286313003	MW-3	EPA 3020	MPRP/50162	EPA 6020	ICPM/22316
10286313004	MW-4	EPA 3020	MPRP/50162	EPA 6020	ICPM/22316
10286313002	MW-2	EPA 3020	MPRP/50390	EPA 6020	ICPM/22384
10286313003	MW-3	EPA 3020	MPRP/50390	EPA 6020	ICPM/22384
10286313004	MW-4	EPA 3020	MPRP/50390	EPA 6020	ICPM/22384
10286313001	MW-1A	EPA 8260	MSV/29142		
10286313002	MW-2	EPA 8260	MSV/29142		
10286313003	MW-3	EPA 8260	MSV/29142		
10286313004	MW-4	EPA 8260	MSV/29142		
10286313005	MW-5	EPA 8260	MSV/29142		
10286313006	DUP	EPA 8260	MSV/29142		
10286313007	Trip Blank	EPA 8260	MSV/29142		

REPORT OF LABORATORY ANALYSIS

This report shall not be reproduced, except in full,
without the written consent of Pace Analytical Services, Inc..

1121
1122
11/6/14

BLAINE
TECH SERVICES, INC.
1680 ROGERS AVENUE
SAN JOSE, CALIFORNIA 95112-1105
FAX (408) 573-7771
PHONE (408) 573-0555

CHAIN OF CUSTODY
CLIENT **CRA**
SITE **Former Star Laundry**
160 12th Ave.
Seattle, WA

SAMPLE I.D.	DATE	TIME	MATRIX	CONTAINERS	
				TOTAL	Type
MW-1A	10/21/14	1656	W	5	Voa, Amber
MW-2	10/21/14	0838	W	9	Voa, Amber
MW-3	10/21/14	1040	W	9	↓
MW-4	10/21/14	1025	W	9	↓
MW-5	10/21/14	1000	W	5	Voa, Amber
DUP	10/21/14	—	W	6	Voa

C = COMPOSITE ALL CONTAINERS

LAB **Profile # 34441** Pace **1122** DHS # **10280313**

SPECIAL INSTRUCTIONS
LOANED VOLUNTARY CONTRACT
 Invoice & Report to:
Christina McChelland (905) 519-0305 TO
Connecta-Rovers & Associates (CRA) 95/095 07205
 20818 44th Ave., West, Suite 190
 Lynnwood, WA 98036
 cmcchelland@CRAworld.com

*LAB TO FIELD & PRESERVE

CONDUCT ANALYSIS TO DETECT		CONDITION	LAB SAMPLE #
NMTPH-GX	X		001
NMTPH-DX & MO	X		002
As, Cd, Cr, Pb, Toluene, Xylene	X		003
As, Cd, Cr, Pb, Toluene, Xylene	X		004
As, Cd, Cr, Pb, Toluene, Xylene	X		005
As, Cd, Cr, Pb, Toluene, Xylene	X		006
As, Cd, Cr, Pb, Toluene, Xylene	X		007

RESULTS NEEDED NO LATER THAN **Standard TAT** **12.7 on ice**


RECEIVED BY **JENNIFER SNYDER/PACE** DATE **10/21/14** TIME **16:35**

RECEIVED BY **JENNIFER SNYDER/PACE** DATE **10/21/14** TIME **16:35**

RECEIVED BY **JENNIFER SNYDER/PACE** DATE **10/21/14** TIME **16:00**

RECEIVED BY **JENNIFER SNYDER/PACE** DATE **10/21/14** TIME **16:00**

SHIPPED VIA **T=02**

	Document Name: Sample Condition Upon Receipt Form	Document Revised: 28Feb2014 Page 1 of 1
	Document No.: F-MN-L-213-rev.09	Issuing Authority: Pace Minnesota Quality Office

Sample Condition Upon Receipt

Client Name:

Project #:

WO#: 10286313

Courier: Fed Ex UPS USPS Client
 Commercial Pace Speedee Other:
 Tracking Number: 5779 5332 4373



Custody Seal on Cooler/Box Present? Yes No Seals Intact? Yes No Optional: Proj. Due Date: Proj. Name:
 Packing Material: Bubble Wrap Bubble Bags None Other: Temp Blank? Yes No
 Thermom. Used: B88A9130516413 B88A912167504 B88A9132521491 Type of Ice: Wet Blue None Samples on Ice, cooling process has begun
 Cooler Temp Read (°C): 0.0 Cooler Temp Corrected (°C): 0.2 Biological Tissue Frozen? Yes No N/A
 Temp should be above freezing to 6°C Correction Factor: +0.2 Date and Initials of Person Examining Contents: 10-23-14/PA

Comments:

Chain of Custody Present?	<input checked="" type="checkbox"/> Yes <input type="checkbox"/> No	<input type="checkbox"/> N/A	1.
Chain of Custody Filled Out?	<input checked="" type="checkbox"/> Yes <input type="checkbox"/> No	<input type="checkbox"/> N/A	2.
Chain of Custody Relinquished?	<input checked="" type="checkbox"/> Yes <input type="checkbox"/> No	<input type="checkbox"/> N/A	3.
Sampler Name and/or Signature on COC?	<input checked="" type="checkbox"/> Yes <input type="checkbox"/> No	<input type="checkbox"/> N/A	4.
Samples Arrived within Hold Time?	<input checked="" type="checkbox"/> Yes <input type="checkbox"/> No	<input type="checkbox"/> N/A	5.
Short Hold Time Analysis (<72 hr)?	<input type="checkbox"/> Yes <input checked="" type="checkbox"/> No	<input type="checkbox"/> N/A	6.
Rush Turn Around Time Requested?	<input type="checkbox"/> Yes <input checked="" type="checkbox"/> No	<input type="checkbox"/> N/A	7.
Sufficient Volume?	<input checked="" type="checkbox"/> Yes <input checked="" type="checkbox"/> No	<input type="checkbox"/> N/A	8. Missing metals containers for -001, -005
Correct Containers Used?	<input checked="" type="checkbox"/> Yes <input type="checkbox"/> No	<input type="checkbox"/> N/A	9.
-Pace Containers Used?	<input checked="" type="checkbox"/> Yes <input type="checkbox"/> No	<input type="checkbox"/> N/A	
Containers Intact?	<input checked="" type="checkbox"/> Yes <input type="checkbox"/> No	<input type="checkbox"/> N/A	10.
Filtered Volume Received for Dissolved Tests?	<input checked="" type="checkbox"/> Yes <input checked="" type="checkbox"/> No	<input type="checkbox"/> N/A	11. Lab Filter
Sample Labels Match COC?	<input checked="" type="checkbox"/> Yes <input type="checkbox"/> No	<input type="checkbox"/> N/A	12.
-Includes Date/Time/ID/Analysis Matrix:	WT		
All containers needing acid/base preservation have been checked?	<input checked="" type="checkbox"/> Yes <input type="checkbox"/> No	<input type="checkbox"/> N/A	13. <input checked="" type="checkbox"/> HNO ₃ <input type="checkbox"/> H ₂ SO ₄ <input type="checkbox"/> NaOH <input type="checkbox"/> HCl
All containers needing preservation are found to be in compliance with EPA recommendation? (HNO ₃ , H ₂ SO ₄ , HCl < 2; NaOH > 9 Sulfide, NaOH > 12 Cyanide)	<input checked="" type="checkbox"/> Yes <input type="checkbox"/> No	<input type="checkbox"/> N/A	Sample # 2-4 1/1
Exceptions: (OA, Coliform, TOC, Oil and Grease, DO/8015 (water) DOC)	<input checked="" type="checkbox"/> Yes <input type="checkbox"/> No		Initial when completed: Lot # of added preservative:
Headspace in VOA Vials (>6mm)?	<input checked="" type="checkbox"/> Yes <input type="checkbox"/> No	<input type="checkbox"/> N/A	14. 1 vial for sample MW-4 (empty)
Trip Blank Present?	<input checked="" type="checkbox"/> Yes <input type="checkbox"/> No	<input type="checkbox"/> N/A	15.
Trip Blank Custody Seals Present?	<input checked="" type="checkbox"/> Yes <input type="checkbox"/> No	<input type="checkbox"/> N/A	
Pace Trip Blank Lot # (if purchased):	081814-303A		

CLIENT NOTIFICATION/RESOLUTION

Field Data Required? Yes No

Person Contacted: Jeff Cloud

Date/Time: 10/27/14

Comments/Resolution: Analyze TB for 82100, if second vial is still available
 analyze for NWTPHGK. 09

Project Manager Review:

JENN GASS

Date: 10/27/14

Note: Whenever there is a discrepancy affecting North Carolina compliance samples, a copy of this form will be sent to the North Carolina DEHNR Certification Office (i.e. out of hold, incorrect preservative, out of temp, incorrect containers)



INITIAL INVESTIGATION FIELD REPORT

ERTS Number: 655254
Parcel #(s): 3927400005
County: King
FSID #: 979
CSID #: 12676

SITE INFORMATION

Site Name (Name over door): Star Laundry	Site Address (including City, State and Zip): 160 12 th Avenue Seattle, WA 98122	Phone/email:
Site Contact, Title, Business: Christina McClelland Conestoga –Rovers & Associates	Site Contact Address (including City, State and Zip): 20818 44 th Ave. W, Ste 190 Lynwood, WA 98036	Phone/email: 425-563-6514
Site Owner, Title, Business: Mr. Hamed "Ted" Saedi	Site Owner Address (including City, State and Zip): 1444 185th Ave NE Bellevue, WA 98008	Phone/email: tedsaedi@yahoo.com
Site Owner Contact, Title, Business:	Site Owner Contact Address (including City, State and Zip):	Phone/email:
Previous Site Owner(s):	Additional Info:	
Alternate Site Name(s):	Additional Info:	

Latitude (Decimal Degrees):
Longitude (Decimal Degrees):

INSPECTION INFORMATION

Inspection Conducted? Yes <input type="checkbox"/> No <input checked="" type="checkbox"/>	Date/Time:	Entry Notice: Announced <input type="checkbox"/> Unannounced <input type="checkbox"/>
Photographs taken? Yes <input type="checkbox"/> No <input type="checkbox"/>		
Samples collected? Yes <input type="checkbox"/> No <input type="checkbox"/>		

RECOMMENDATION

No Further Action (Check appropriate box below):	LIST on Confirmed and Suspected Contaminated Sites List: <input checked="" type="checkbox"/>
Release or threatened release does not pose a threat <input type="checkbox"/>	
No release or threatened release <input type="checkbox"/>	
Refer to program/agency (Name: _____) <input type="checkbox"/>	
Independent Cleanup Action Completed (contamination removed) <input type="checkbox"/>	

COMPLAINT (Brief Summary of ERTS Complaint):

A groundwater monitoring report shows concentrations of PCE, TCE, cis-1,2-Dichloroethane and vinyl chloride above the MTCA Method A cleanup levels for groundwater. Levels for PCE and TCE are also above the groundwater screening levels for vapor intrusion evaluation (per the draft Guidance for Evaluating Vapor Intrusion, 2009).

CURRENT SITE STATUS (Brief Summary of why Site is recommended for Listing or NFA):

Site is described in the King County property database as a music studio, however, no description is included with the submitted monitoring report. PCE concentrations in all five monitoring wells sampled were above the MTCA Method A cleanup level. TCE concentrations exceeded the cleanup levels in two of the wells. Concentrations for PCE ranged from 11.5 to 11,000 ug/L; for TCE from 33.9 to 1380 ug/L. Vinyl chloride and cis-1,2-Dichloroethane also exceeded cleanup levels in some of the wells. No information on additional work at the site is included with the monitoring report.

Investigator: T. Cardona	Date Submitted: May 4, 2015
--------------------------	-----------------------------

OBSERVATIONS

Description (If site visit made, please be sure to include the following: site observations, site features and cover, chronology of events, sources/past practices likely responsible for contamination, presence of water supply wells and other potential exposure pathways, etc.):

Documents reviewed:

Conestoga- Rovers and Associates (CRA) , Groundwater Monitoring Report Fourth Quarter 2014, January 2015.

Summary:

CRA submitted a groundwater monitoring report for a former laundry property that appears to be currently used as a music studio. Samples were collected from five existing monitoring wells and analyzed for VOC's and hydrocarbons. Concentrations of chlorinated solvents including PCE, TCE, cis-1,2-Dichloroethane, and vinyl chloride exceeded the MTCA cleanup levels in some of the wells. All wells contained PCE above cleanup levels.

Concentrations of PCE and TCE are high enough to be a vapor intrusion concern since they exceed the screening levels for vapor intrusion evaluation.

Additional information is needed to evaluate the site further. It seems like the wells have been installed for several years and that there was a groundwater sampling event conducted in 2004. These results were included in the table in the submitted report.

A site contaminated with chlorinated solvents is also located immediately north of this property. However, groundwater flow direction is listed as northwest to southeast for the other site and southeast to northwest at this site. Further information is needed to verify groundwater flow direction.

Update: Site owner contacted Ecology on 5/6/2015. He indicated he purchased the property without knowledge of the contamination. He has a report he was able to obtain from an adjacent property and is willing to share with Ecology when he gets back into town.



(fill in contaminant matrix below with appropriate status choice from the key below the table)

CONTAMINANT GROUP	CONTAMINANT	SOIL	GROUNDWATER	SURFACE WATER	AIR	BEDROCK	DESCRIPTION
Non-Halogenated Organics	Phenolic Compounds						Compounds containing phenols (Examples: phenol; 4-methylphenol; 2-methylphenol)
	Non-Halogenated Solvents						Organic solvents, typically volatile or semi-volatile, not containing any halogens. To determine if a product has halogens, search HSDB (http://toxnet.nlm.nih.gov/cgi-bin/sis/htmlgen?HSDB) and look at the Chemical/Physical Properties, and Molecular Formula. If there is not a Cl, I, Br, F in the formula, it's not halogenated. (Examples: acetone, benzene, toluene, xylenes, methyl ethyl ketone, ethyl acetate, methanol, ethanol, isopropanol, formic acid, acetic acid, stoddard solvent, Naptha). <i>Use this when TEX contaminants are present independently of gasoline.</i>
	Polynuclear Aromatic Hydrocarbons (PAH)						Hydrocarbons composed of two or more benzene rings.
	Tributyltin						The main active ingredients in biocides used to control a broad spectrum of organisms. Found in antifouling marine paint, antifungal action in textiles and industrial water systems. (Examples: Tributyltin; monobutyltin; dibutyltin)
	Methyl tertiary-butyl ether						MTBE is a volatile oxygen-containing organic compound that was formerly used as a gasoline additive to promote complete combustion and help reduce air pollution.
	Benzene						Benzene
	Other Non-Halogenated Organics						TEX
	Petroleum Diesel						Petroleum Diesel
	Petroleum Gasoline						Petroleum Gasoline
	Petroleum Other						Oil range organics
Halogenated Organics (see notes at bottom)	PBDE						Polybrominated di-phenyl ether
	Other Halogenated Organics						Other organic compounds with halogens (chlorine, fluorine, bromine, iodine). search HSDB (http://toxnet.nlm.nih.gov/cgi-bin/sis/htmlgen?HSDB) and look at the Chemical/Physical Properties, and Molecular Formula. If there is a Cl, I, Br, F in the formula, it is halogenated. (Examples: Hexachlorobutadiene; hexachlorobenzene; pentachlorophenol)
	Halogenated solvents		C				PCE, chloroform, EDB, EDC, MTBE
	Polychlorinated Biphenyls (PCB)						Any of a family of industrial compounds produced by chlorination of biphenyl, noted primarily as an environmental pollutant that accumulates in animal tissue with resultant pathogenic and teratogenic effects
	Dioxin/dibenzofuran compounds (see notes at bottom)						A family of more than 70 compounds of chlorinated dioxins or furans. (Examples: Dioxin; Furan; Dioxin TEQ; PCDD; PCDF; TCDD; TCDF; OCDD; OCDF). <i>Do not use for 'dibenzofuran', which is a non-chlorinated compound that is detected using the semivolatile organics analysis 8270</i>
Metals	Metals - Other						Cr, Se, Ag, Ba, Cd
	Lead						Lead
	Mercury						Mercury
	Arsenic						Arsenic
Pesticides	Non-halogenated pesticides						Pesticides without halogens (Examples: parathion, malathion, diazinon, phosmet, carbaryl (sevin), fenoxycarb, aldicarb)
	Halogenated pesticides						Pesticides with halogens (Examples: DDT; DDE; Chlordane; Heptachlor; alpha-beta and delta BHC; Aldrin; Endosulfan, dieldrin, endrin)

CONTAMINANT GROUP	CONTAMINANT	SOIL	GROUNDWATER	SURFACE WATER	AIR	BEDROCK	DESCRIPTION
Other Contaminants	Radioactive Wastes						Wastes that emit more than background levels of radiation.
	Conventional Contaminants, Organic						Unspecified organic matter that imposes an oxygen demand during its decomposition (Example: Total Organic Carbon)
	Conventional Contaminants, Inorganic						Non-metallic inorganic substances or indicator parameters that may indicate the existence of contamination if present at unusual levels (Examples: Sulfides, ammonia)
	Asbestos						All forms of Asbestos. Asbestos fibers have been used in products such as building materials, friction products and heat-resistant materials.
	Other Deleterious Substances						Other contaminants or substances that cause subtle or unexpected harm to sediments (Examples: Wood debris; garbage (e.g., dumped in sediments))
	Benthic Failures						Failures of the benthic analysis standards from the Sediment Management Standards.
	Bioassay Failures						For sediments, a failure to meet bioassay criteria from the Sediment Management Standards. For soils, a failure to meet TEE bioassay criteria for plant, animal or soil biota toxicity.
Reactive Wastes	Unexploded Ordnance						Weapons that failed to detonate or discarded shells containing volatile material.
	Other Reactive Wastes						Other Reactive Wastes (Examples: phosphorous, lithium metal, sodium metal)
	Corrosive Wastes						Corrosive wastes are acidic or alkaline (basic) wastes that can readily corrode or dissolve materials they come into contact with. Wastes that are highly corrosive as defined by the Dangerous Waste Regulation (WAC 173-303-090(6)). (Examples: Hydrochloric acid; sulfuric acid; caustic soda)

Status choices for contaminants	
Contaminant Status	Definition
B - Below Cleanup Levels (Confirmed)	The contaminant was tested and found to be below cleanup levels. (Generally, we would not enter each and every contaminant that was tested; for example if an SVOC analysis was done we would not enter each SVOC with a status of "below". We would use this for contaminants that were believed likely to be present but were found to be below standards when tested)
S - Suspected	The contaminant is suspected to be present; based on some knowledge about the history of the site, knowledge of regional contaminants, or based on other contaminants known to be present
C - Confirmed Above Cleanup Levels	The contaminant is confirmed to be present above any cleanup level. For example - above MTCA method A, B, or C; above Sediment Quality Standards; or above a presumed site-specific cleanup level (such as human health criteria for a sediment contaminant).
RA - Remediated - Above	The contaminant was remediated, but remains on site above the cleanup standards (for example - capped area).
RB - Remediated - Below	The contaminant was remediated, and no area of the site contains this contaminant above cleanup standards (for example - complete removal of contaminated soils).

Halogenated chemicals and solvents: Any chemical compound with chloro, bromo, iodo or fluoro is halogenated; those with eight or fewer carbons are generally solvents (e.g. halogenated methane, ethane, propane, butane, pentane, hexane, heptane or octane) and may also be used for or registered as pesticides or fumigants. Most are dangerous wastes, either listed or categorical. Organic compounds with more carbons are almost always halogenated pesticides or a contaminant or derivative. Referral to the HSDB is recommended you are unfamiliar with a chemical name or compound, as it contains useful information about synonyms, uses, trade names, waste codes, and other regulatory information about most toxic or potentially toxic chemicals.

Dibenzodioxins and dibenzofurans are normalized to a combined equivalent toxicity based on 2,3,7,8-tetrachloro-p-dibenzodioxin as set out in Ch. 173-340-708(8)(d) and in the Evaluating the Toxicity and Assessing the Carcinogenic Risk of Environmental Mixtures using Toxicity Equivalency Factors Focus Sheet (<https://fortress.wa.gov/ecy/clarc/FocusSheets/tef.pdf>). Results may be reported as individual compounds and isomers (usually lab results), or as a toxic equivalency value (reports).

FOR ECOLOGY II REVIEWER USE ONLY (For Listing Sites):

How did the Site come to be known: Site Discovery (received a report): _____ (Date Report Received)
 ERTS Complaint
 Other (please explain): _____

Does an Early Notice Letter need to be sent: Yes No
If No, please explain why: _____

NAICS Code (if known): _____
Otherwise, briefly explain how property is/was used (i.e., gas station, dry cleaner, paint shop, vacant land, etc.):

Site Unit(s) to be created (Unit Type): Upland (includes VCP & LUST) Sediment
If multiple Units needed, please explain why: _____

Cleanup Process Type (for the Unit): No Process Independent Action
 Voluntary Cleanup Program Ecology-supervised or conducted
 Federal-supervised or conducted

Site Status: Awaiting Cleanup Construction Complete – Performance Monitoring
 Cleanup Started Cleanup Complete – Active O&M/Monitoring
 No Further Action Required

Site Manager (Default: Donna Musa): _____

Specific confirmed contaminants include: _____ Facility/Site ID No. (if known): _____
_____ in Soil _____ Cleanup Site ID No. (if known): _____
_____ in Groundwater _____
_____ in Other (specify matrix: _____)

COUNTY ASSESSOR INFO:

Please attach to this report a copy of the tax parcel/ownership information for each parcel associated with the site, as well as a parcel map illustrating the parcel boundary and location.



STATE OF WASHINGTON
DEPARTMENT OF ECOLOGY

Northwest Regional Office • 3190 160th Ave SE • Bellevue, WA 98008-5452 • 425-649-7000
711 for Washington Relay Service • Persons with a speech disability can call 877-833-6341

July 29, 2015

Mr. Hamed Saedi
1444 185th Avenue NE
Bellevue, WA 98008

Subject: Site Hazard Assessment – Star Laundry, Ecology FSID: 979 / CSID: 12676

Dear Mr. Saedi:

The Washington State Department of Ecology (Ecology) will conduct a site hazard assessment (SHA) of Star Laundry, 160 12th Avenue, Seattle, WA, 98122, under the Model Toxics Control Act (MTCA), Chapter 173-340-320 WAC. This site has been on Ecology's Confirmed and Suspected Contaminated Sites (CSCS) List since June 2015, and now has a site status of "awaiting cleanup." This assessment is being performed by Ecology. We may contact you in the near future to arrange a suitable time for any additional site visits/sampling activities, as appropriate.

The purpose of a SHA is to gather information on past/present waste management activities, along with other basic site-specific environmental data in order to assess the site for its potential or actual environmental hazard. These threats to human health and the environment are evaluated for each applicable contaminant migration route, resulting in a hazard ranking determination.

Sites are ranked on a scale of one (1) to five (5); 1 representing the highest level of concern, and 5 the lowest, relative to other assessed/ranked sites in the state. Ranked sites are placed on the state Hazardous Sites List (HSL). Or the assessment may determine that no further action is warranted, and the site removed from Ecology's CSCSL.

In addition to any required fieldwork, the following information will be considered in scoring this site:

- Ecology Northwest Regional Office Site Files

You are requested to submit any additional environmental information regarding this site to:

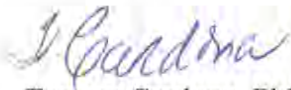
Tamara Cardona
WA Department of Ecology
Northwest Regional Office
3190 160th Ave SE
Bellevue, WA 98008

Mr. Hamed Saedi
July 29, 2015
Page 2

Additional data could include any environmental assessments or laboratory analyses which have been conducted regarding this site and which have not previously been submitted to Ecology. Every attempt will be made to obtain the most recent and accurate data for scoring your site. If you have better information or comments on the adequacy of the data we already have, please let us know as soon as possible. The final site rank and eventual site priority will be based primarily on the information used in the scoring. Your active participation in the assessment and scoring process is important to ensure that only the best data available are used.

Fact sheets describing Site Hazard Assessments, the Washington Ranking Method and the Hazardous Sites List are enclosed for your information, as well as a copy of the Integrated Site Information System (ISIS) Site Data Summary Sheet for this site. If you have any questions please contact me at (425) 649-7058 / tamara.cardona-marek@ecy.wa.gov, or Donna Musa at (425) 649-7136 / donna.musa@ecy.wa.gov.

Sincerely,



Tamara Cardona, PhD
Site Manager
Toxics Cleanup Program

Enclosures

cc: Ted Benson, Ecology
Donna Musa, Ecology

What is the Hazardous Sites List?

The Hazardous Sites List is a list of sites that have been assessed and ranked using the Washington Ranking Method (WARM). The list, which is a requirement of the Model Toxics Control Act (MTCA) Cleanup Regulation, Chapter 173-340 WAC, helps the Department of Ecology (Ecology) target where to spend cleanup funds. The list is updated twice a year.

How Are Sites Ranked?

Once Ecology receives a complaint about a piece of property or the practices of an owner or operator of a piece of property, an Ecology inspector or other delegated agency representative will go to the site and conduct an initial investigation. This involves looking at the present conditions of the site for signs of possible spills or discharges and the use and storage of hazardous waste. If Ecology determines further work is required after the initial investigation, a site hazard assessment (SHA) will be conducted. An SHA provides Ecology with basic information about a site.

Once an SHA has been conducted, Ecology then uses the WARM to estimate the potential threat the site poses if not cleaned up. Sites are ranked on a scale of one to five, with one representing the highest level of concern and five the lowest. When ranking a site, the primary exposure routes that could pose a risk to the public and the environment are taken into consideration. These are air, surface water, any release to sediments, and groundwater.

Hazard ranking is not an evaluation of the absolute risk a site poses to human health and the environment. Rather, a site's rank is relative to all other similarly assessed and ranked sites in the state. Information gathered during the SHA is used to determine the pathway scores of all applicable routes of exposure at the site.

How Does a Site Get on the List?

Once a site goes through the ranking method and is ranked, it will appear on the Hazardous Sites List. Updates to the list occur at the end of February and August, twice yearly.

How Does the Site Ranking Affect Cleanup?

Ranking a site helps Ecology determine where to spend funds. However, public concern, a need for immediate response, and the availability of funding and cleanup staff also affect which sites get first priority for cleanup.

Can Site Rankings Change?

Ecology generally does not rerank sites, although a site's rank can change. Ecology may re-think a site if new or additional information is discovered that changes the site's relative health and environmental risk. The ranking system works similar to grading on a curve. The highest scoring sites are ranked as "ones" and the lowest as "fives." Thus, adding or removing sites from the list over time may also affect a site's rank.

How Does a Site Get Removed from the List?

A site may be removed from the list only if the site is cleaned up. In some cases, long-term monitoring and periodic reviews may be required to ensure the cleanup is adequate to protect the public and the environment. Ecology will provide public notice for any site it proposes to remove from the Hazardous Sites List.

Definitions

Each site on the Hazardous Sites List is categorized according to the status of the cleanup at the site. The site status categories used by Ecology are intended to give a general indication of the progress at the site. Typical categories include:

Awaiting further remedial action. This means cleanup work has not yet started at the site. Only a site hazardous assessment (SHA) has been done on the property.

Remedial action in progress. These are sites at which Ecology or the responsible party (with Ecology’s oversight) has started investigations, active construction, or actual cleanup work.

Construction complete. At these sites all major cleanup work has been completed, but conformational monitoring or operation and maintenance may continue to be performed at the site.

Independent remedial action. This indicates that the site owner/operator or the responsible party has independently conducted cleanup at the site.

How Can I Get More Information?

You can receive a copy of the Hazardous Sites List by calling (360) 407-7170 or by going to Ecology’s website at <http://www.ecy.wa.gov/programs/tcp/sites/SiteLists.htm>. For more information on a specific site, please contact the appropriate regional office listed below.

Central Region (<i>Benton, Chelan, Douglas, Kittitas, Klickitat, Okanogan, Yakima</i>)	15 West Yakima Ave, Suite 200 Yakima WA 98902-3452	509/575-2490
Eastern Region (<i>Adams, Asotin, Columbia, Ferry, Franklin, Garfield, Grant, Lincoln, Pend Oreille, Spokane, Stevens, Walla Walla, Whitman</i>)	N. 4601 Monroe, Suite 100 Spokane WA 99205-1295	509/329-3400
Northwest Region (<i>Island, King, Kitsap, San Juan, Skagit, Snohomish, Whatcom</i>)	3190 160 th Ave SE Bellevue WA 98008-5452	425/649-7000
Southwest Region (<i>Clallam, Clark, Cowlitz, Grays Harbor, Jefferson, Lewis, Mason, Pacific, Pierce, Skamania, Thurston, Wahkiakum</i>)	P O Box 47775 Olympia WA 98504-7775	360/407-6300

This focus sheet is intended to help the user understand the Model Toxics Control Act (MTCA) Cleanup Regulation, Chapter 173-340 WAC. It does not establish or modify regulatory requirements.

Special accommodations: To ask about the availability of this document in a version for the visually impaired call the Toxics Cleanup Program at 360-407-7170. Persons with hearing loss, call 711 for Washington Relay Service. Persons with a speech disability, call 877-833-6341.

Site Hazardous Assessment is a First Step

Under the Model Toxics Control Act, one of the first steps in the process for cleaning up a hazardous waste site is a Site Hazard Assessment (SHA). During a site hazard assessment, the Department of Ecology collects environmental data about a site to determine the type and extent of contamination. If further action is needed, Ecology ranks the site using the Washington Ranking Method (WARM) and places it on the *Hazardous Sites List*.

Assessing the Potential Hazard

A site hazard assessment provides preliminary data regarding the potential hazard of a site. The main purpose of a site hazard assessment is to provide sufficient sampling data and other information to:

- Confirm or rule out contamination
- Identify the hazardous substance(s)
- Identify environmental characteristics associated with the site
- Evaluate the potential threats to human health and the environment

In addition, the site hazard assessment provides enough information to allow Ecology to rank the site's potential hazard relative to other sites on the *Hazardous Sites List*. This helps Ecology determine which sites should be worked on first. It is important to note that a hazard assessment is not intended to be a detailed site study or assessment of the health risk posed by a site.

Is a Site Hazard Assessment Always Necessary?

No, for a variety of reasons, a site hazard assessment may not always be necessary at a site. For example, sites doing independent cleanups and requesting Ecology consultation under the voluntary cleanup program would not normally need a site hazard assessment. In general, Ecology will conduct a site hazard assessment on sites that are anticipated to require significant future staff resources, since the assessment helps in setting workload priorities.

What Information Is Needed To Accurately Assess a Site?

Although a site hazard assessment is not intended to be a detailed site characterization, it includes sampling results from various locations on and around the site, site observations, maps and historical information. Specifically, a site hazard assessment should include:

1. Evidence confirming a release or threatened release of a hazardous substance.
2. Identification of the hazardous substances and their location, including what was or may be released and, if applicable, what products of decomposition, recombination or chemical reaction are currently present at the site.
3. A description of the facilities containing the substances and their condition.
4. Consideration of surface water run-on or run-off and the possibility of contaminants seeping through the surface and contaminating ground water.

5. Characterization of sub-surface and ground water, including the depth to ground water and distance to nearby wells, bodies of surface water and drinking water supplies.
6. An evaluation of human population, food crops, recreation areas, sensitive environments, irrigated areas and aquatic resources.
7. Any other factors which may be significant in estimating exposure of sensitive environments to hazardous waste.

What Happens After the Hazard Assessment?

The environmental information collected through the site hazard assessment process is used to “score” the primary exposure routes through which contaminants could pose a risk to human health and the environment. These include surface water, air and ground water. Each exposure route is then evaluated to determine the relative risk at each site and the final ranking for each site. Sites are ranked on a scale of 1 to 5 using the Washington Ranking Method, with a ranking of 1 representing the highest level of potential risk and 5 the lowest. The rankings represent an estimation of the potential threat posed by a site compared to all other assessed/ranked sites in the state.

Ecology will provide results from the site hazard assessment to site owners, operators and other potentially liable persons. If the department determines, after the assessment, that no further action is required at the site, it will notify the public through Ecology’s *Site Register*.

How Can I Get More Information?

If you are interested in finding out more about a specific site or to find out which sites in your area will be assessed in the near future, call the regional office in which the site is located:

<p>Central Region (<i>Benton, Chelan, Douglas, Kittitas, Klickitat, Okanogan, Yakima</i>)</p>	<p>15 West Yakima Ave, Suite 200 Yakima WA 98902-3452</p>	<p>509/575-2490</p>
<p>Eastern Region (<i>Adams, Asotin, Columbia, Ferry, Franklin, Garfield, Grant, Lincoln, Pend Oreille, Spokane, Stevens, Walla Walla, Whitman</i>)</p>	<p>N. 4601 Monroe, Suite 100 Spokane WA 99205-1295</p>	<p>509/329-3400</p>
<p>Northwest Region (<i>Island, King, Kitsap, San Juan, Skagit, Snohomish, Whatcom</i>)</p>	<p>3190 160th Ave SE Bellevue WA 98008-5452</p>	<p>425/649-7000</p>
<p>Southwest Region (<i>Clallam, Clark, Cowlitz, Grays Harbor, Jefferson, Lewis, Mason, Pacific, Pierce, Skamania, Thurston, Wahkiakum</i>)</p>	<p>P O Box 47775 Olympia WA 98504-7775</p>	<p>360/407-6300</p>

For additional information on the Site Hazard Assessment/WARM Ranking process, or to receive the Site Register, contact: Department of Ecology, Toxics Cleanup Program, P. O. Box 47600, Olympia WA 98504-7600. Or call 360/407-7170 or visit the Ecology website at: www.ecy.wa.gov and click on *Programs* then *Toxics Cleanup*. For information on the cleanup process and cleanup definitions, visit this site: http://www.ecy.wa.gov/programs/tcp/cu_support/cu_process_steps_defns.htm

This focus sheet is intended to help the user understand the Model Toxics Control Act (MTCA) Cleanup Regulation, Chapter 173-340 WAC. It does not establish or modify regulatory requirements.

MTCA Requires Hazardous Waste Sites be Ranked

Every hazardous waste site in Washington is unique and poses a potentially different type and level of risk to human health and the environment. The Model Toxics Control Act (MTCA) requires these sites to be ranked relative to each other to guide Ecology's use of cleanup resources. Working with the Science Advisory Board, Ecology developed a ranking system for hazardous sites known as the Washington Ranking Method (WARM).

Ecology ranks a site after the agency gathers enough information to complete a site hazard assessment (SHA). Owners and operators and any other potentially liable persons (PLPs) known to the agency are notified when their site is ranked and placed on Ecology's Hazardous Sites List. Additions to the list are announced twice each year.

What Does the Washington Ranking Method Do?

A site's potential threat to human health and the environment is estimated using the data gathered during the SHA. The WARM categorizes sites on the basis of this information. Sites are ranked on a scale of one to five, with a score of one representing the highest relative level of concern, and five the lowest.

The WARM is designed to:

- Provide a consistent, objective means of assessing sites.
- Establish a scientifically defensible method of evaluating sites.
- Maximize accuracy with minimum data.
- Provide adequate distinction between sites.

How Will the Rankings be Used?

It is important to keep in mind that hazardous site ranking is not the same as risk assessment. Rather, it is an estimation of the potential threat posed by a site relative to all other ranked sites in the state. An actual assessment of a site's health risk is determined after detailed data has been gathered through a remedial investigation.

The WARM provides a framework in which to organize and compare sites. However, it is not the only factor used to determine which sites receive priority for Ecology's resources. Other considerations include the availability of funds, the potential cost of cleanup, the level of cooperation shown by a responsible party, and public concern about a site.

How Does the Washington Ranking Method Work?

When ranking a site, Ecology considers the primary routes through which humans or the environment could be exposed to hazardous substances found on that site. These routes include air, surface water and ground water. For each "exposure route," the following information is evaluated to determine the relative risk posed by each site.

<u>Substance Characteristics</u>	<u>Site Characteristics</u>	<u>Exposure Potential</u>
Toxicity of substance	Migration potential	Population
Quantity of substance	Soil permeability	Sensitive environment
Mobility of substance	Average rainfall	Surface water uses (drinking water, irrigation, fisheries)
Containment	Flood plain	
	Terrain slope	
	Distance to ground water	Ground water uses

What is the Relationship Between the WARM and the Federal Hazard Ranking System?

The Federal Hazard Ranking System’s purpose is to nominate hazardous waste sites with high federal scores to the National Priorities List (NPL). The federal system is used to set cleanup priorities for the Environmental Protection Agency. The WARM is not intended to duplicate the Federal Hazard Ranking System model. The purpose of WARM is to help Ecology set priorities for sites not on the federal list.

How Can I Get More Information?

For additional information on the Washington Ranking Method, contact the Department of Ecology, (360) 407-7170, Toxics Cleanup Program, P.O. box 47600, Olympia, WA 98504-7600. You may also visit the Ecology website at www.ecy.wa.gov and click on *Programs* then *Toxics Cleanup*. For information on the cleanup process and cleanup definitions visit:

http://www.ecy.wa.gov/programs/tcp/cu_support/cu_process_steps_defns.htm, or for information on a specific site, please contact the appropriate regional office listed below.

Central Region (<i>Benton, Chelan, Douglas, Kittitas, Klickitat, Okanogan, Yakima</i>)	15 West Yakima Ave, Suite 200 Yakima WA 98902-3452	509/575-2490
Eastern Region (<i>Adams, Asotin, Columbia, Ferry, Franklin, Garfield, Grant, Lincoln, Pend Oreille, Spokane, Stevens, Walla Walla, Whitman</i>)	N. 4601 Monroe, Suite 100 Spokane WA 99205-1295	509/329-3400
Northwest Region (<i>Island, King, Kitsap, San Juan, Skagit, Snohomish, Whatcom</i>)	3190 160 th Ave SE Bellevue WA 98008-5452	425/649-7000
Southwest Region (<i>Clallam, Clark, Cowlitz, Grays Harbor, Jefferson, Lewis, Mason, Pacific, Pierce, Skamania, Thurston, Wahkiakum</i>)	P O Box 47775 Olympia WA 98504-7775	360/407-6300

This focus sheet is intended to help the user understand the Model Toxics Control Act (MTCA) Cleanup Regulation, Chapter 173-340 WAC. It does not establish or modify regulatory requirements.

Special accommodations: To ask about the availability of this document in a version for the visually impaired call the Toxics Cleanup Program at 360-407-7170. Persons with hearing loss, call 711 for Washington Relay Service. Persons with a speech disability, call 877-833-6341.

Cleanup Site Details

7/29/2015

KING COUNTY

SITE ID: Star Laundry Cleanup Site ID: 12676 FS ID: 979

ALTERNATE NAME(S): Star Laundry [View Vicinity Map](#)

LOCATION: Address: 160 12TH AVE SEATTLE 98122 Legislative District: 37
 WRIA: 8 Township: 24N Range: 4E Section: 5 Congressional District: 9
 Lat/Long: 47.603 -122.316

STATUS: Awaiting Cleanup [View Site Documents](#)

Rank: Statute: MTCA
 Responsible Unit: Northwest Site Manager: Cardona-Marek, Tamara
 Is Brownfield? Has Environmental Covenant?
 NFA Date: NFA Reason:

ASSOCIATED CLEANUP UNIT(S)

culd	Cleanup Unit Name	Unit Type	Process Type	Unit Status	Size (Acres)	ERTS ID
13320	Star Laundry	Upland	No Process	Awaiting Cleanup		655254

SITE ACTIVITIES:

Applies to:	Related ID (Unit-LUST-VCP)	Activity Display Name	Status	Start Date	End Date	Legal Mechanism	Performed By	Project Manager
CleanupSite		Site Discovery/Release Report Received	Completed	4/17/2015	2/6/2015			Musa, Donna
CleanupSite		Initial Investigation / Federal Preliminary Assessment	Completed	4/17/2015	5/4/2015	Ecology		Cardona-Marek, Tamara
CleanupSite		Early Notice Letter(s)	Planned	7/27/2015	6/11/2015			Musa, Donna
CleanupSite		Site Hazard Assessment/Federal Site Inspection	Planned	7/27/2015		Ecology		Cardona-Marek, Tamara
Upland		Ind - Report Received			1/15/2015			

AFFECTED MEDIA & CONTAMINANTS:

Contaminant:	Media:					
	Ground Water	Surface Water	Soil	Sediment	Air	Bedrock
Halogenated Solvents		C				

Key:
 B - Below Cleanup Level
 C - Confirmed Above Cleanup Level
 S - Suspected
 R - Remediated
 RA - Remediated-Above
 RB - Remediated-Below

CleanupSiteDetails2014