Semivolatile Organics
QC Raw Data

prepared
for

ANCHOR ENVIRONMENTAL

Project : KIMBERLY CLARK ANACORTES

ARI JOB NO. LR71

prepared
by

Analytical Resources, Inc.

Data File: /chem3/nt4.i/20071001.b/tune.b/0251001.d

Date : 01-OCT-2007 10:31

Client ID: DFTPP 1001

Instrument: nt4.i

Sample Info: ABN 25

Operator: LJR

Column phase: ZB-5

Column diameter: 0.32

1 dftpp

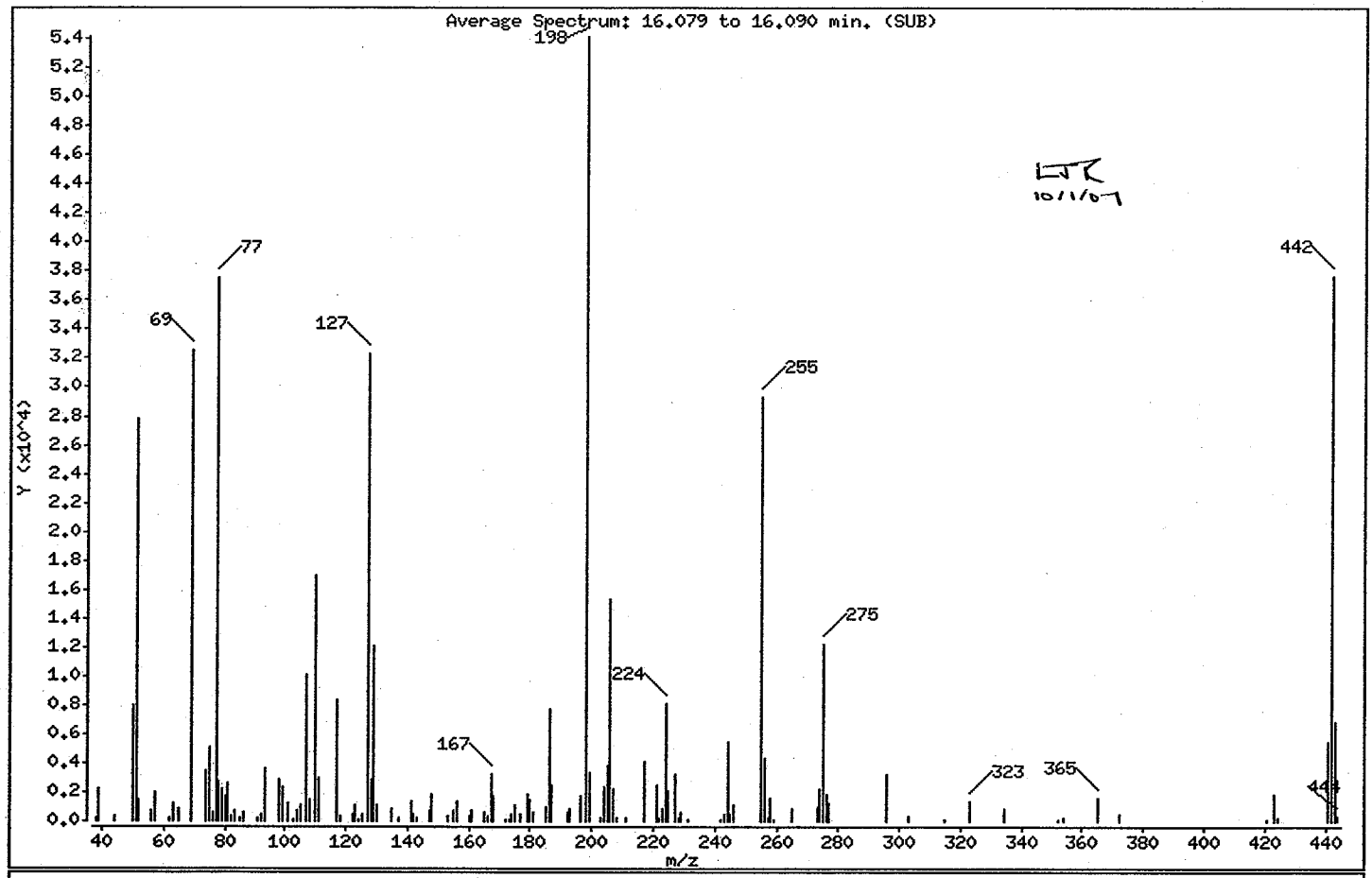

m/e	ION ABUNDANCE CRITERIA	% RELATIVE ABUNDANCE
198	Base Peak, 100% relative abundance	100.00
51	30.00 - 80.00% of mass 198	51.33
68	Less than 2.00% of mass 69	0.00 (0.00)
69	Mass 69 relative abundance	60.03
70	Less than 2.00% of mass 69	0.00 (0.00)
127	25.00 - 75.00% of mass 198	59.68
197	Less than 1.00% of mass 198	0.00
199	5.00 - 9.00% of mass 198	6.34
275	10.00 - 30.00% of mass 198	22.64
365	Greater than 0.75% of mass 198	2.91
441	Present, but less than mass 443	10.05
442	40.00 - 110.00% of mass 198	69.56
443	15.00 - 24.00% of mass 442	12.67 (18.22)

Data File: /chem3/nt4.i/20071001.b/tune.b/0251001.d

Date : 01-OCT-2007 10:31

Client ID: DFTPP 1001 Instrument: nt4.i

Sample Info: ABN 25

Operator: LJR

Column phase: ZB-5 Column diameter: 0.32

Data File: 0251001.d

Spectrum: Average Spectrum: 16.079 to 16.090 min. (SUB)

Location of Maximum: 198.00

Number of points: 128

m/z	Y	m/z	Y	m/z	Y	m/z	Y
38.00	191	107.00	10066	175.00	1114	245.00	484
39.00	2290	108.00	1498	177.00	472	246.00	1090
44.00	346	110.00	17024	179.00	1926	255.00	29312
50.00	8035	111.00	2977	180.00	1503	256.00	4332
51.00	27784	117.00	8412	181.00	676	257.00	290
52.00	1486	118.00	400	185.00	954	258.00	1590
56.00	790	122.00	552	186.00	7724	259.00	172
57.00	1972	123.00	1073	187.00	2525	265.00	901
62.00	192	124.00	186	192.00	604	273.00	1003
63.00	1289	125.00	441	193.00	853	274.00	2267
65.00	820	127.00	32312	196.00	1789	275.00	12256
69.00	32496	128.00	2842	198.00	54136	276.00	1880
74.00	3554	129.00	12077	199.00	3430	277.00	1268
75.00	5162	130.00	1122	203.00	198	296.00	3227
76.00	604	135.00	927	204.00	2316	303.00	365
77.00	37488	137.00	258	205.00	3820	315.00	170
78.00	2702	141.00	1358	206.00	15303	323.00	1401
79.00	2245	142.00	464	207.00	2198	334.00	851
80.00	1743	143.00	190	208.00	213	352.00	183
81.00	2613	147.00	730	211.00	303	354.00	308
82.00	369	148.00	1887	217.00	4114	365.00	1576
83.00	738	153.00	401	221.00	2512	372.00	450
85.00	216	155.00	805	222.00	243	421.00	181
86.00	659	156.00	1312	223.00	818	423.00	1895
91.00	238	160.00	364	224.00	8166	424.00	202
92.00	457	161.00	753	225.00	2180	441.00	5442
93.00	3643	165.00	682	227.00	3227	442.00	37656
98.00	2829	166.00	371	228.00	243	443.00	6860
99.00	2323	167.00	3197	229.00	648	444.00	405
101.00	1278	168.00	1747	231.00	176		
103.00	174	172.00	167	242.00	179		
104.00	741	173.00	175	243.00	445		
105.00	1068	174.00	474	244.00	5470		

Data File: /chem3/nt4.i/20071001.b/tune.b/0251001.d

Date : 01-OCT-2007 10:31

Client ID: DFTPP 1001

Instrument: nt4.i

Sample Info: ABN 25

Operator: LJR

Column phase: ZB-5

Column diameter: 0.32

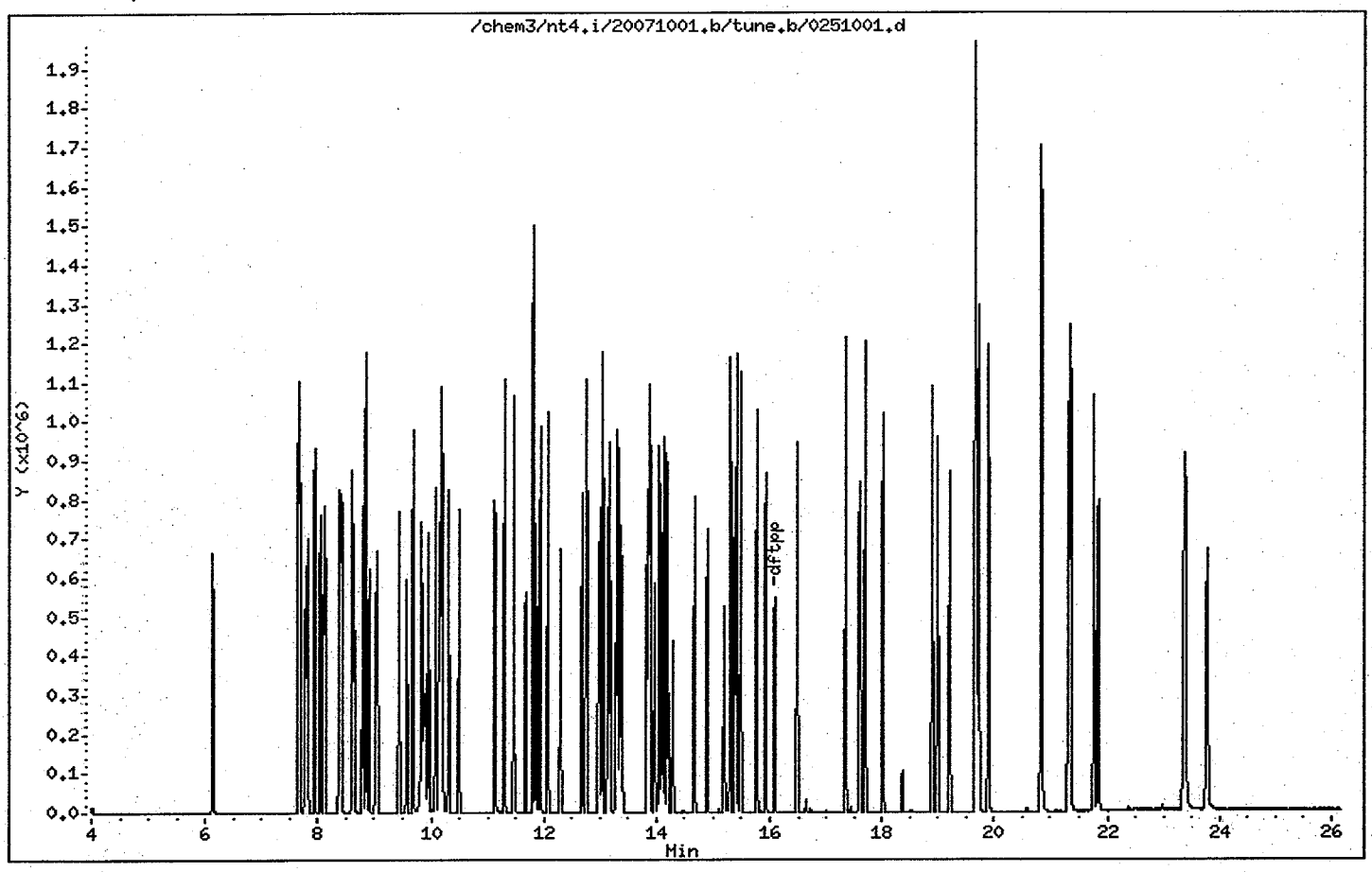

Data File: /chem1/nt6.i/20071001.b/tune.b/0251001.d

Date : 01-OCT-2007 10:54

Client ID: DFTPP 1001

Instrument: nt6.i

Sample Info: ABN 25

Operator: LJR

Column phase: RTX-5

Column diameter: 0.32

1 dftpp

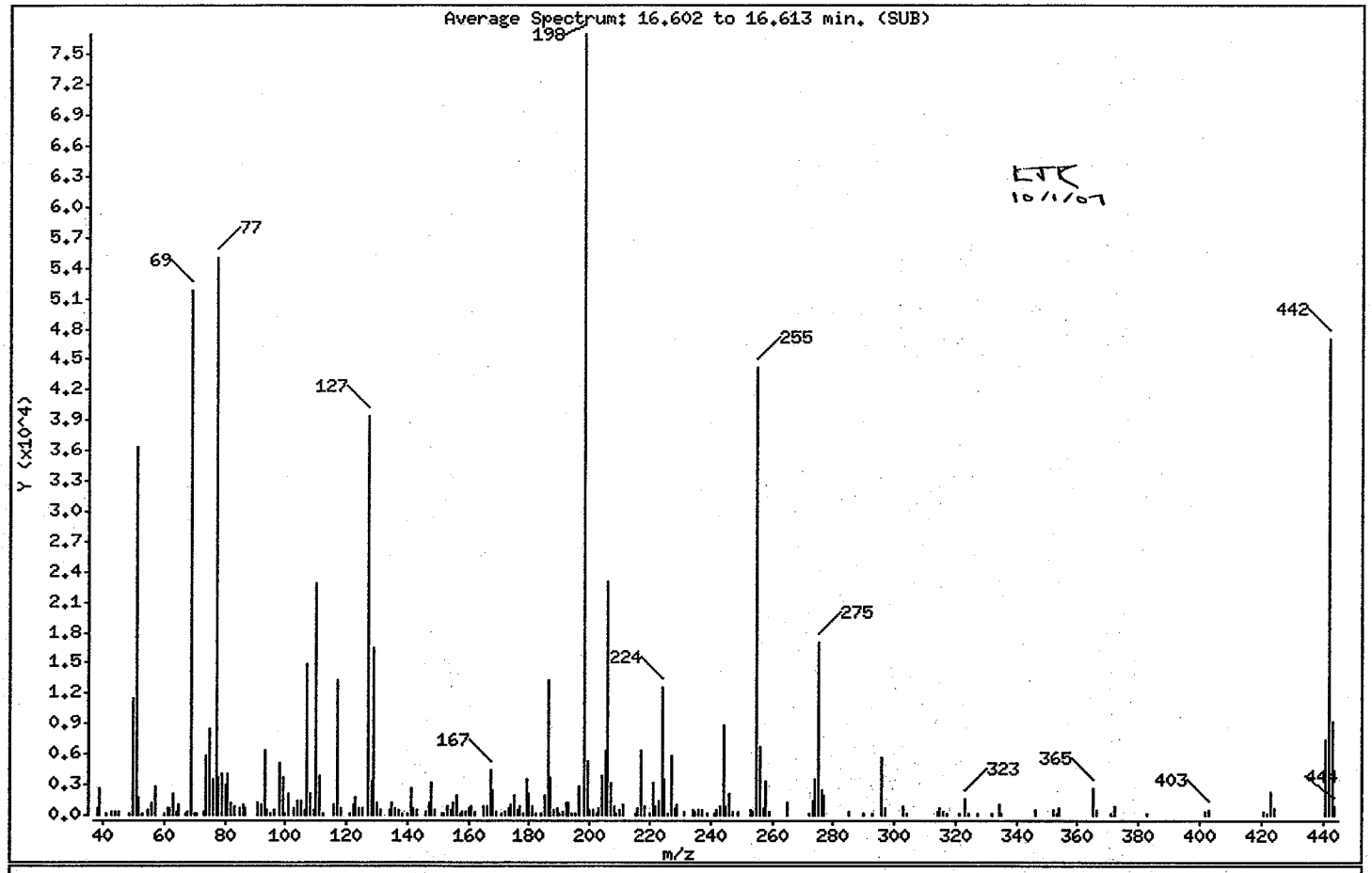

m/e	ION ABUNDANCE CRITERIA	% RELATIVE ABUNDANCE
198	Base Peak, 100% relative abundance	100.00
51	30.00 - 80.00% of mass 198	47.21
68	Less than 2.00% of mass 69	0.52 (0.77)
69	Mass 69 relative abundance	67.37
70	Less than 2.00% of mass 69	0.33 (0.49)
127	25.00 - 75.00% of mass 198	51.11
197	Less than 1.00% of mass 198	0.00
199	5.00 - 9.00% of mass 198	6.84
275	10.00 - 30.00% of mass 198	22.09
365	Greater than 0.75% of mass 198	3.35
441	Present, but less than mass 443	9.58
442	40.00 - 110.00% of mass 198	61.11
443	15.00 - 24.00% of mass 442	12.04 (19.70)

Data File: /chem1/nt6.i/20071001.b/tune.b/0251001.d

Date : 01-OCT-2007 10:54

Client ID: DFTPP 1001 Instrument: nt6.i

Sample Info: ABN 25

Operator: LJR

Column phase: RTX-5 Column diameter: 0.32

Data File: 0251001.d

Spectrum: Average Spectrum: 16.602 to 16.613 min. (SUB)

Location of Maximum: 198.00

Number of points: 220

m/z	Y	m/z	Y	m/z	Y	m/z	Y
38.00	658	110.00	22952	181.00	955	249.00	330
39.00	2748	111.00	3940	182.00	121	253.00	539
41.00	104	112.00	264	184.00	132	254.00	383
43.00	357	116.00	1077	185.00	1948	255.00	44144
44.00	365	117.00	13375	186.00	13334	256.00	6800
45.00	350	118.00	798	187.00	3719	257.00	794
49.00	252	121.00	111	188.00	457	258.00	3373
50.00	11588	122.00	1105	189.00	756	259.00	363
51.00	36368	123.00	1765	190.00	112	265.00	1304
52.00	1748	124.00	663	191.00	419	272.00	101
53.00	132	125.00	720	192.00	1219	273.00	1460
55.00	557	127.00	39368	193.00	1294	274.00	3620
56.00	1287	128.00	3343	194.00	133	275.00	17016
57.00	2768	129.00	16432	195.00	103	276.00	2398
60.00	113	130.00	1299	196.00	2759	277.00	1967
61.00	779	131.00	485	198.00	77032	285.00	346
62.00	707	134.00	615	199.00	5268	290.00	113
63.00	2080	135.00	1281	200.00	498	293.00	260
64.00	355	136.00	706	201.00	521	296.00	5635
65.00	1089	137.00	608	202.00	158	297.00	776
67.00	134	138.00	131	203.00	743	303.00	841
68.00	399	140.00	110	204.00	3840	304.00	112
69.00	51896	141.00	2589	205.00	6321	314.00	315
70.00	254	142.00	712	206.00	23064	315.00	720
71.00	114	143.00	553	207.00	3174	316.00	327
73.00	285	146.00	285	208.00	967	317.00	101
74.00	5913	147.00	1276	209.00	216	321.00	196
75.00	8555	148.00	3195	210.00	503	323.00	1576
76.00	3462	149.00	508	211.00	1033	324.00	254
77.00	55016	151.00	248	215.00	190	327.00	253
78.00	3674	152.00	179	216.00	673	332.00	111
79.00	4061	153.00	889	217.00	6360	334.00	1054
80.00	2930	154.00	593	218.00	856	335.00	245
81.00	4012	155.00	1243	220.00	124	346.00	516
82.00	1255	156.00	1917	221.00	3278	352.00	524

Data File: /chem1/nt6.i/20071001.b/tune.b/0251001.d

Date : 01-OCT-2007 10:54

Client ID: DFTPP 1001

Instrument: nt6.i

Sample Info: ABN 25

Operator: LJR

Column phase: RTX-5

Column diameter: 0.32

Data File: 0251001.d

Spectrum: Average Spectrum: 16.602 to 16.613 min. (SUB)

Location of Maximum: 198.00

Number of points: 220

m/z	Y	m/z	Y	m/z	Y	m/z	Y
83.00	948	157.00	109	222.00	953	353.00	114
85.00	664	158.00	388	223.00	1430	354.00	732
86.00	1089	159.00	297	224.00	12611	365.00	2580
87.00	762	160.00	714	225.00	3524	366.00	480
91.00	1161	161.00	965	226.00	101	371.00	128
92.00	1107	162.00	286	227.00	5853	372.00	943
93.00	6437	165.00	934	228.00	684	383.00	222
94.00	621	166.00	871	229.00	1136	402.00	343
95.00	116	167.00	4475	231.00	425	403.00	557
96.00	485	168.00	2523	234.00	489	421.00	349
98.00	5190	169.00	414	235.00	345	422.00	171
99.00	3715	171.00	100	236.00	532	423.00	2343
100.00	253	172.00	414	237.00	490	424.00	774
101.00	2094	173.00	635	239.00	117	441.00	7380
103.00	702	174.00	1004	241.00	209	442.00	47080
104.00	1334	175.00	2029	242.00	518	443.00	9277
105.00	1499	176.00	543	243.00	893	444.00	880
106.00	541	177.00	807	244.00	8932		
107.00	14883	178.00	260	245.00	828		
108.00	2217	179.00	3579	246.00	2087		
109.00	458	180.00	2216	247.00	427		

Data File: /chem1/nt6.i/20071001.b/tune.b/0251001.d

Date : 01-OCT-2007 10:54

Client ID: DFTPP 1001

Instrument: nt6.i

Sample Info: ABN 25

Operator: LJR

Column phase: RTX-5

Column diameter: 0.32

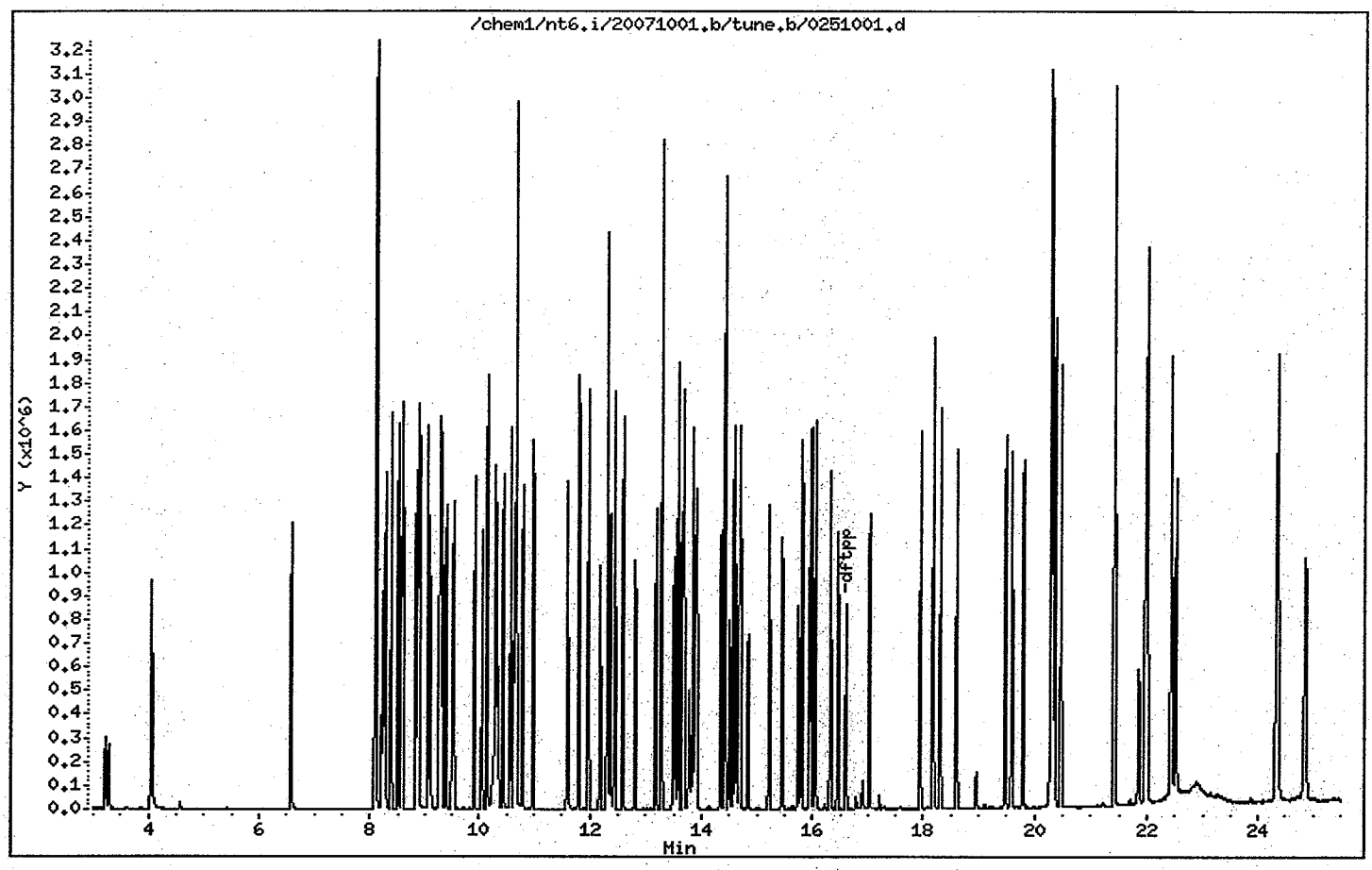

Data File: /chem1/nt6.i/20071018.b/tune.b/cc1018.d

Date : 18-OCT-2007 10:07

Client ID:

Instrument: nt6.i

Sample Info: ABN 25

Operator: LJR

Column phase: RTX-5

Column diameter: 0.32

1 dftpp

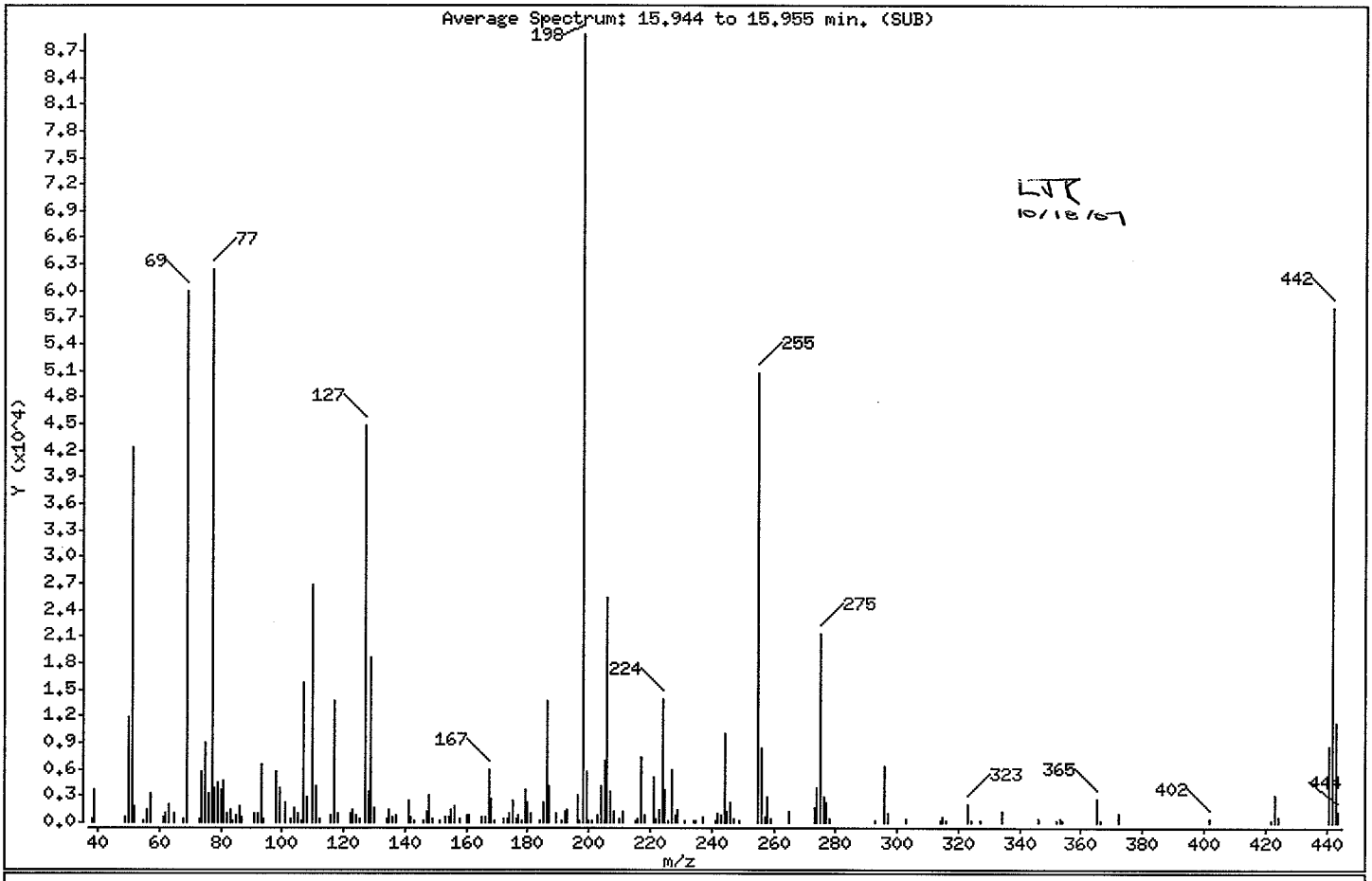

m/e	ION ABUNDANCE CRITERIA	% RELATIVE ABUNDANCE
198	Base Peak, 100% relative abundance	100.00
51	30.00 - 80.00% of mass 198	47.68
68	Less than 2.00% of mass 69	0.40 (0.60)
69	Mass 69 relative abundance	67.61
70	Less than 2.00% of mass 69	0.00 (0.00)
127	25.00 - 75.00% of mass 198	50.54
197	Less than 1.00% of mass 198	0.31
199	5.00 - 9.00% of mass 198	6.50
275	10.00 - 30.00% of mass 198	23.86
365	Greater than 0.75% of mass 198	3.02
441	Present, but less than mass 443	9.59
442	40.00 - 110.00% of mass 198	65.47
443	15.00 - 24.00% of mass 442	12.72 (19.43)

Data File: /chem1/nt6.i/20071018.b/tune.b/cc1018.d

Date : 18-OCT-2007 10:07

Client ID:

Instrument: nt6.i

Sample Info: ABN 25

Operator: LJR

Column phase: RTX-5

Column diameter: 0.32

Data File: cc1018.d

Spectrum: Average Spectrum: 15.944 to 15.955 min. (SUB)

Location of Maximum: 198.00

Number of points: 176

m/z	Y	m/z	Y	m/z	Y	m/z	Y
38.00	444	112.00	423	181.00	1121	246.00	2169
39.00	3635	116.00	911	184.00	254	247.00	449
49.00	665	117.00	13724	185.00	2215	249.00	213
50.00	11786	118.00	922	186.00	13633	255.00	50704
51.00	42344	122.00	1064	187.00	4019	256.00	8314
52.00	1936	123.00	1529	189.00	989	257.00	662
55.00	173	124.00	753	191.00	205	258.00	2944
56.00	1456	125.00	420	192.00	1326	259.00	375
57.00	3350	127.00	44888	193.00	1450	265.00	1253
61.00	649	128.00	3554	196.00	2972	273.00	1669
62.00	969	129.00	18568	197.00	278	274.00	3937
63.00	1962	130.00	1646	198.00	88816	275.00	21192
65.00	1084	134.00	419	199.00	5773	276.00	2813
68.00	358	135.00	1507	200.00	222	277.00	2219
69.00	60056	136.00	601	201.00	235	278.00	381
73.00	458	137.00	718	203.00	778	293.00	185
74.00	5700	141.00	2520	204.00	4063	296.00	6446
75.00	9044	142.00	568	205.00	6889	297.00	923
76.00	3193	143.00	262	206.00	25432	303.00	432
77.00	62448	146.00	226	207.00	3391	314.00	252
78.00	3927	147.00	1310	208.00	1268	315.00	674
79.00	4584	148.00	2982	210.00	506	316.00	166
80.00	3768	149.00	387	211.00	1171	323.00	2051
81.00	4778	151.00	189	215.00	173	324.00	166
82.00	1023	153.00	536	216.00	383	327.00	195
83.00	1435	154.00	672	217.00	7427	334.00	1279
84.00	147	155.00	1340	218.00	718	346.00	453
85.00	815	156.00	1923	221.00	5040	352.00	231
86.00	1774	158.00	402	222.00	440	353.00	431
87.00	608	160.00	794	223.00	1495	354.00	198
91.00	988	161.00	905	224.00	13885	365.00	2686
92.00	1021	165.00	709	225.00	3707	366.00	176
93.00	6646	166.00	580	226.00	173	372.00	1045
94.00	439	167.00	5893	227.00	5966	402.00	367
98.00	5634	168.00	2647	228.00	868	422.00	173

Data File: /chem1/nt6.i/20071018.b/tune.b/cc1018.d

Date : 18-OCT-2007 10:07

Client ID:

Instrument: nt6.i

Sample Info: ABN 25

Operator: LJR

Column phase: RTX-5

Column diameter: 0.32

Data File: cc1018.d

Spectrum: Average Spectrum: 15.944 to 15.955 min. (SUB)

Location of Maximum: 198.00

Number of points: 176

m/z	Y	m/z	Y	m/z	Y	m/z	Y
99.00	3848	169.00	238	229.00	1469	423.00	3110
101.00	2225	172.00	385	231.00	168	424.00	579
103.00	381	173.00	387	234.00	188	441.00	8514
104.00	1636	174.00	1099	235.00	175	442.00	58152
105.00	1075	175.00	2486	237.00	548	443.00	11300
106.00	218	176.00	440	241.00	207	444.00	1138
107.00	15832	177.00	891	242.00	1099		
108.00	2884	178.00	224	243.00	877		
110.00	26872	179.00	3703	244.00	10094		
111.00	4097	180.00	2341	245.00	1326		

Data File: /chem1/nt6.i/20071018.b/tune.b/cc1018.d

Date : 18-OCT-2007 10:07

Client ID:

Instrument: nt6.i

Sample Info: ABN 25

Operator: LJR

Column phase: RTX-5

Column diameter: 0.32

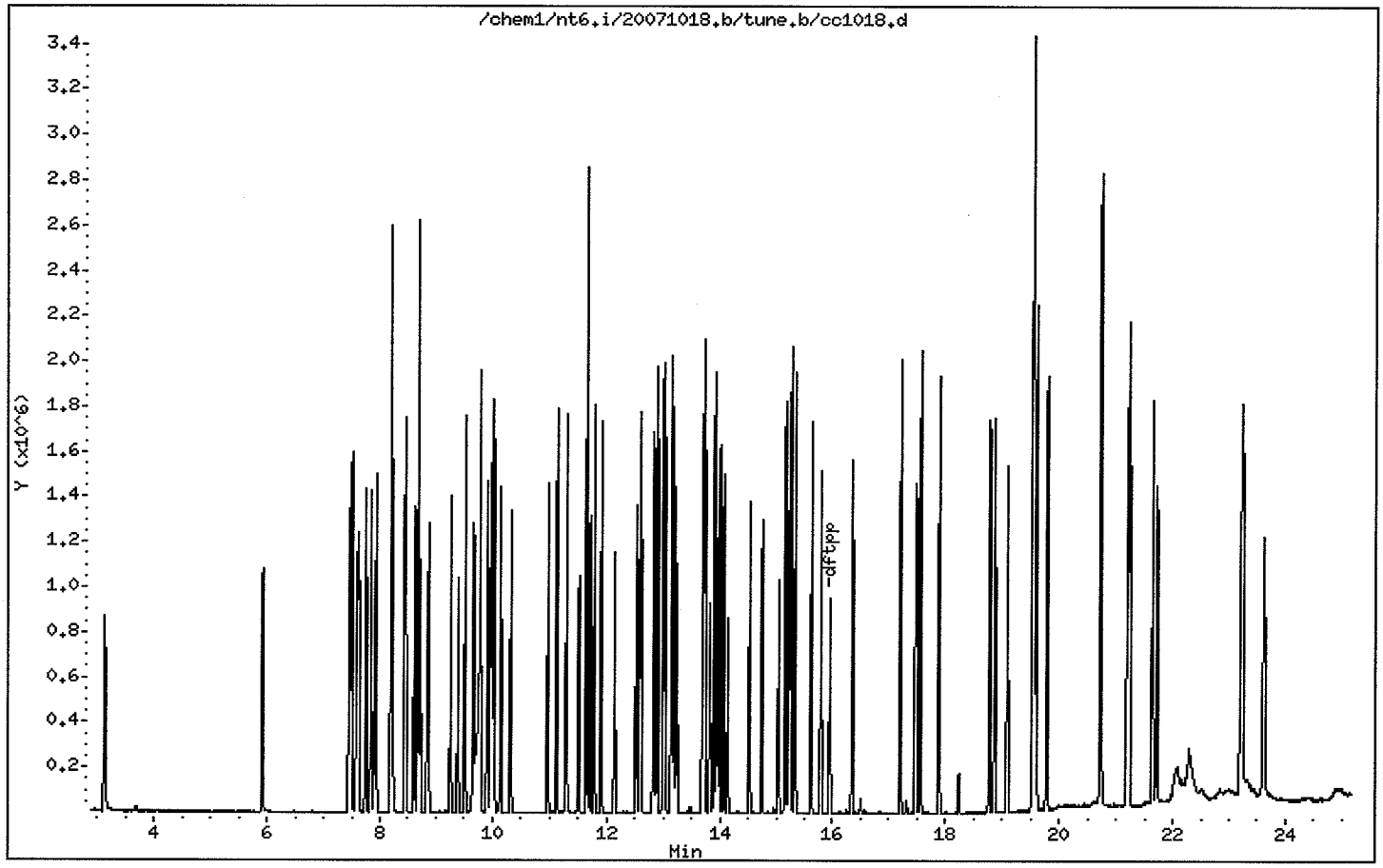

Data File: /chem1/nt6.i/20071019.b/tune.b/cc1019.d

Date : 19-OCT-2007 09:25

Client ID: DFTPP 1019

Instrument: nt6.i

Sample Info: ABN 25

Operator: LJR

Column phase: RTX-5

Column diameter: 0.32

1 dftpp

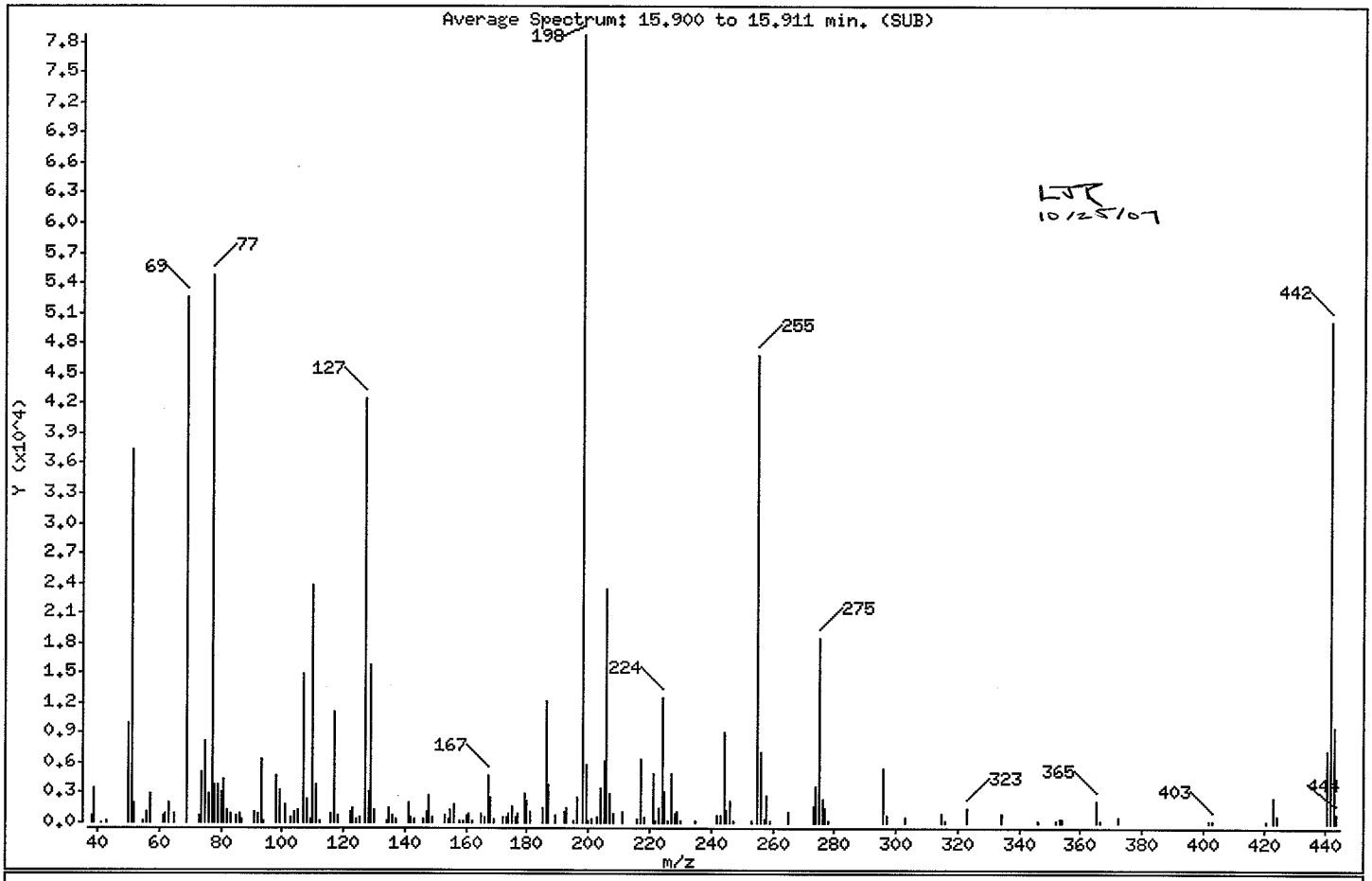

m/e	ION ABUNDANCE CRITERIA	% RELATIVE ABUNDANCE
198	Base Peak, 100% relative abundance	100.00
51	30.00 - 80.00% of mass 198	47.41
68	Less than 2.00% of mass 69	0.00 (0.00)
69	Mass 69 relative abundance	66.83
70	Less than 2.00% of mass 69	0.00 (0.00)
127	25.00 - 75.00% of mass 198	53.96
197	Less than 1.00% of mass 198	0.00
199	5.00 - 9.00% of mass 198	7.42
275	10.00 - 30.00% of mass 198	23.40
365	Greater than 0.75% of mass 198	2.83
441	Present, but less than mass 443	9.27
442	40.00 - 110.00% of mass 198	63.79
443	15.00 - 24.00% of mass 442	12.27 (19.23)

Data File: /chem1/nt6.i/20071019.b/tune.b/cc1019.d

Date : 19-OCT-2007 09:25

Client ID: DFTPP 1019 Instrument: nt6.i

Sample Info: ABN 25

Operator: LJR

Column phase: RTX-5 Column diameter: 0.32

Data File: cc1019.d

Spectrum: Average Spectrum: 15.900 to 15.911 min. (SUB)

Location of Maximum: 198.00

Number of points: 165

m/z	Y	m/z	Y	m/z	Y	m/z	Y
38.00	645	110.00	23744	175.00	1612	245.00	1304
39.00	3472	111.00	3771	176.00	566	246.00	2235
41.00	12	112.00	204	177.00	968	247.00	184
43.00	217	116.00	959	179.00	2884	253.00	172
50.00	9982	117.00	11053	180.00	2128	255.00	46776
51.00	37304	118.00	658	181.00	1061	256.00	7101
52.00	1984	122.00	1040	185.00	1526	257.00	274
55.00	271	123.00	1440	186.00	12056	258.00	2775
56.00	1177	124.00	367	187.00	3810	259.00	186
57.00	2903	125.00	626	189.00	808	265.00	1160
61.00	760	127.00	42456	192.00	1142	273.00	1587
62.00	824	128.00	3129	193.00	1383	274.00	3688
63.00	1924	129.00	15854	195.00	192	275.00	18408
65.00	871	130.00	1349	196.00	2508	276.00	2411
69.00	52584	134.00	220	198.00	78680	277.00	1447
73.00	770	135.00	1456	199.00	5840	278.00	180
74.00	5039	136.00	674	200.00	190	296.00	5350
75.00	8229	137.00	396	201.00	338	297.00	732
76.00	2930	141.00	1983	203.00	535	303.00	499
77.00	54744	142.00	500	204.00	3421	315.00	817
78.00	3843	143.00	411	205.00	6129	316.00	178
79.00	3862	146.00	377	206.00	23376	323.00	1525
80.00	3055	147.00	1082	207.00	2840	334.00	933
81.00	4332	148.00	2666	208.00	865	346.00	229
82.00	1183	149.00	476	211.00	1046	352.00	171
83.00	958	153.00	740	216.00	394	353.00	408
85.00	772	154.00	434	217.00	6325	354.00	381
86.00	943	155.00	1232	218.00	523	365.00	2229
87.00	396	156.00	1887	221.00	4839	366.00	222
91.00	1039	158.00	203	222.00	247	372.00	578
92.00	978	159.00	183	223.00	1534	402.00	169
93.00	6255	160.00	771	224.00	12464	403.00	211
94.00	177	161.00	897	225.00	3075	421.00	172
98.00	4786	162.00	183	226.00	199	423.00	2506
99.00	3274	165.00	899	227.00	4985	424.00	694

Data File: /chem1/nt6.i/20071019.b/tune.b/cc1019.d

Date : 19-OCT-2007 09:25

Client ID: DFTPP 1019 Instrument: nt6.i

Sample Info: ABN 25

Operator: LJR

Column phase: RTX-5 Column diameter: 0.32

Data File: cc1019.d

Spectrum: Average Spectrum: 15.900 to 15.911 min. (SUB)

Location of Maximum: 198.00

Number of points: 165

m/z	Y	m/z	Y	m/z	Y	m/z	Y
101.00	1895	166.00	583	228.00	864	441.00	7298
103.00	633	167.00	4717	229.00	1039	442.00	50192
104.00	1008	168.00	2489	230.00	178	443.00	9655
105.00	1289	169.00	425	235.00	181	444.00	842
107.00	14831	172.00	540	242.00	669		
108.00	2367	173.00	624	243.00	795		
109.00	312	174.00	845	244.00	9066		

Data File: /chem1/nt6.i/20071019.b/tune.b/cc1019.d

Date : 19-OCT-2007 09:25

Client ID: DFTPP 1019

Instrument: nt6.i

Sample Info: ABN 25

Operator: LJR

Column phase: RTX-5

Column diameter: 0.32

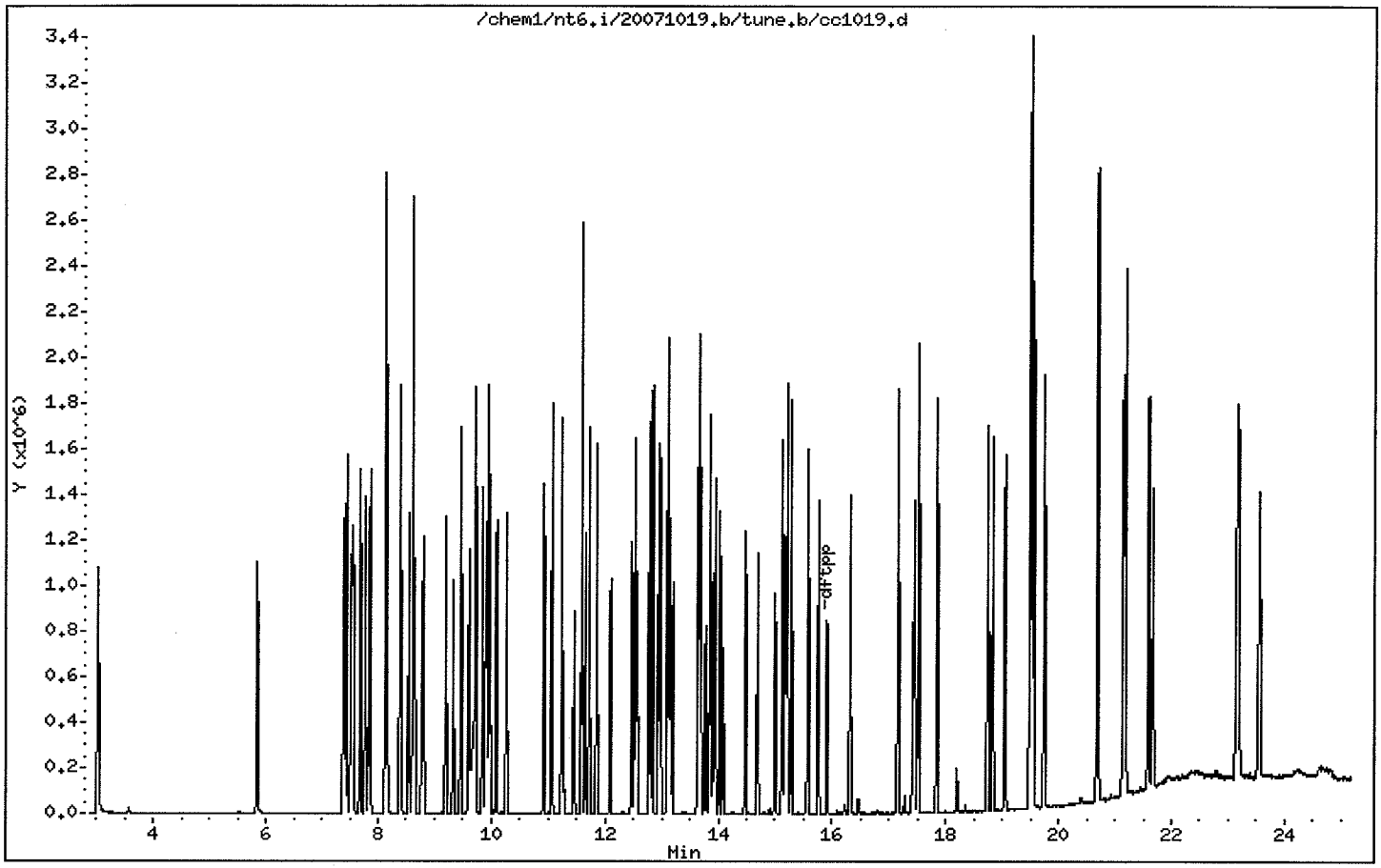

Data File: /chem3/nt4.i/20071101.b/tune.b/cc1101.d

Date : 01-NOV-2007 14:35

Client ID:

Instrument: nt4.i

Sample Info: ABN 25

Operator: LJR

Column phase: ZB-5

Column diameter: 0.32

1 dftpp

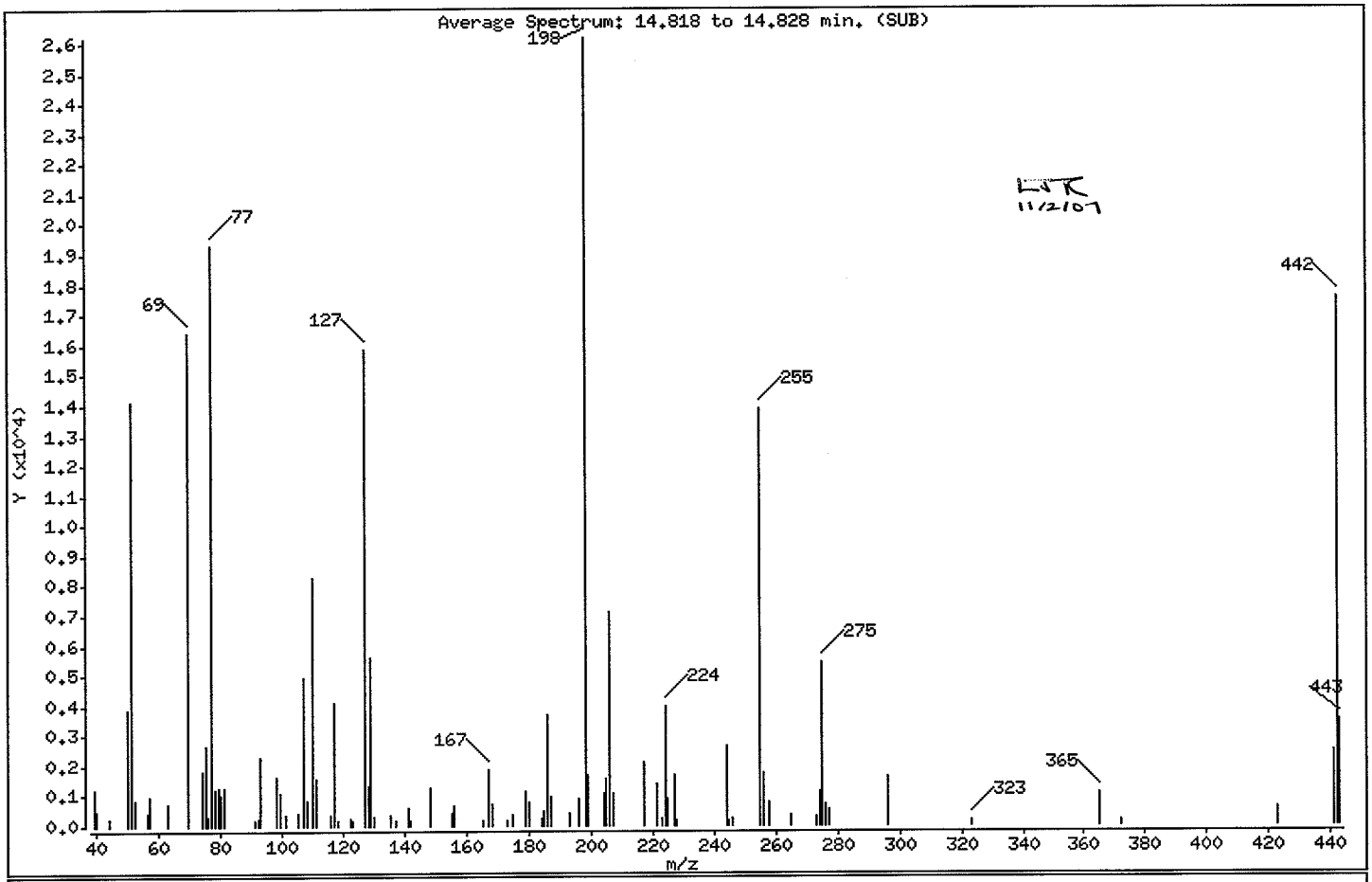

m/e	ION ABUNDANCE CRITERIA	% RELATIVE ABUNDANCE
198	Base Peak, 100% relative abundance	100.00
51	30.00 - 80.00% of mass 198	54.01
68	Less than 2.00% of mass 69	0.00 (0.00)
69	Mass 69 relative abundance	62.57
70	Less than 2.00% of mass 69	0.00 (0.00)
127	25.00 - 75.00% of mass 198	60.64
197	Less than 1.00% of mass 198	0.00
199	5.00 - 9.00% of mass 198	6.49
275	10.00 - 30.00% of mass 198	20.75
365	Greater than 0.75% of mass 198	4.13
441	Present, but less than mass 443	9.39
442	40.00 - 110.00% of mass 198	67.01
443	15.00 - 24.00% of mass 442	13.28 (19.81)

Data File: /chem3/nt4.i/20071101.b/tune.b/cc1101.d

Date : 01-NOV-2007 14:35

Client ID:

Instrument: nt4.i

Sample Info: ABN 25

Operator: LJR

Column phase: ZB-5

Column diameter: 0.32

Data File: cc1101.d
Spectrum: Average Spectrum: 14.818 to 14.828 min. (SUB)
Location of Maximum: 198.00
Number of points: 91

m/z	Y	m/z	Y	m/z	Y	m/z	Y
39.00	1228	101.00	390	167.00	1865	227.00	1666
40.00	458	105.00	449	168.00	726	228.00	177
44.00	266	107.00	4937	173.00	185	244.00	2628
50.00	3876	108.00	833	175.00	381	245.00	188
51.00	14142	110.00	8259	179.00	1120	246.00	213
52.00	840	111.00	1542	180.00	801	255.00	13853
56.00	420	116.00	346	184.00	228	256.00	1748
57.00	953	117.00	4076	185.00	467	258.00	760
63.00	713	118.00	171	186.00	3668	265.00	370
69.00	16383	122.00	231	187.00	952	273.00	279
74.00	1839	123.00	169	193.00	426	274.00	1124
75.00	2681	127.00	15877	196.00	898	275.00	5432
76.00	328	128.00	1333	198.00	26184	276.00	754
77.00	19304	129.00	5631	199.00	1699	277.00	521
78.00	1230	130.00	295	204.00	1067	296.00	1657
79.00	1263	135.00	365	205.00	1549	323.00	196
80.00	1043	137.00	173	206.00	7127	365.00	1081
81.00	1286	141.00	631	207.00	1058	372.00	189
91.00	172	142.00	188	217.00	2131	423.00	629
92.00	246	148.00	1274	221.00	1374	441.00	2459
93.00	2268	155.00	393	223.00	233	442.00	17544
98.00	1612	156.00	656	224.00	4007	443.00	3476
99.00	1089	165.00	210	225.00	894		

Data File: /chem3/nt4.i/20071101.b/tune.b/cc1101.d

Date : 01-NOV-2007 14:35

Client ID:

Instrument: nt4.i

Sample Info: ABN 25

Operator: LJR

Column phase: ZB-5

Column diameter: 0.32

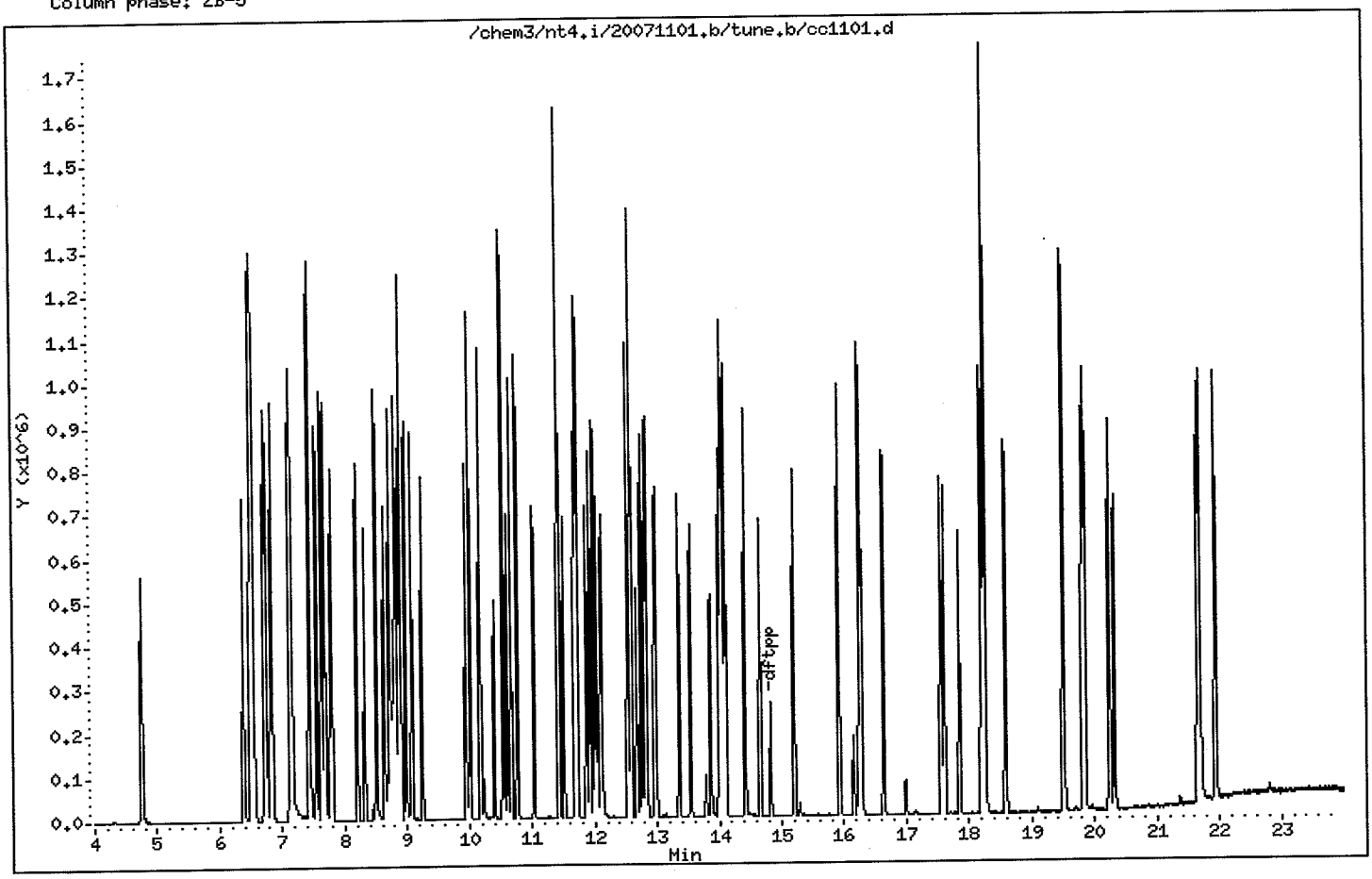

ANALYTICAL RESOURCES INCORPORATED

ORGANICS ANALYSIS DATA SHEET
PSDDA Semivolatiles by SW8270D GC/MS **Sample ID: MB-101007**
Page 1 of 2 **METHOD BLANK**

Lab Sample ID: MB-101007
LIMS ID: 07-20770
Matrix: Sediment
Data Release Authorized:
Reported: 01/25/08

QC Report No: LR71-Anchor Environmental, LLC
Project: Kimberly Clark Anacortes
NA
Date Sampled: NA
Date Received: NA

Date Extracted: 10/10/07
Date Analyzed: 10/18/07 10:42
Instrument/Analyst: NT6/LJR
GPC Cleanup: Yes

Sample Amount: 50.0 g
Final Extract Volume: 1.0 mL
Dilution Factor: 1.00
Percent Moisture: NA

CAS Number	Analyte	RL	Result
108-95-2	Phenol	20	< 20 U
541-73-1	1,3-Dichlorobenzene	20	< 20 U
106-46-7	1,4-Dichlorobenzene	20	< 20 U
100-51-6	Benzyl Alcohol	20	< 20 U
95-50-1	1,2-Dichlorobenzene	20	< 20 U
95-48-7	2-Methylphenol	20	< 20 U
106-44-5	4-Methylphenol	20	< 20 U
67-72-1	Hexachloroethane	20	< 20 U
105-67-9	2,4-Dimethylphenol	20	< 20 U
65-85-0	Benzoic Acid	200	< 200 U
120-82-1	1,2,4-Trichlorobenzene	10	< 10 UJ
91-20-3	Naphthalene	20	< 20 U
87-68-3	Hexachlorobutadiene	20	< 20 U
91-57-6	2-Methylnaphthalene	20	< 20 U
131-11-3	Dimethylphthalate	20	< 20 U
208-96-8	Acenaphthylene	20	< 20 U
83-32-9	Acenaphthene	20	< 20 U
132-64-9	Dibenzofuran	20	< 20 U
84-66-2	Diethylphthalate	20	< 20 U
86-73-7	Fluorene	20	< 20 U
86-30-6	N-Nitrosodiphenylamine	20	< 20 U
118-74-1	Hexachlorobenzene	10	< 10 UJ
87-86-5	Pentachlorophenol	100	< 100 U
85-01-8	Phenanthrene	20	< 20 U
120-12-7	Anthracene	20	< 20 U
84-74-2	Di-n-Butylphthalate	20	< 20 U
206-44-0	Fluoranthene	20	< 20 U
129-00-0	Pyrene	20	< 20 U
85-68-7	Butylbenzylphthalate	20	< 20 U
56-55-3	Benzo(a)anthracene	20	< 20 U
117-81-7	bis(2-Ethylhexyl)phthalate	20	< 20 U
218-01-9	Chrysene	20	< 20 U
117-84-0	Di-n-Octyl phthalate	20	< 20 U
205-99-2	Benzo(b)fluoranthene	20	< 20 U
207-08-9	Benzo(k)fluoranthene	20	< 20 U
50-32-8	Benzo(a)pyrene	20	< 20 U
193-39-5	Indeno(1,2,3-cd)pyrene	20	< 20 U
53-70-3	Dibenz(a,h)anthracene	20	< 20 U
191-24-2	Benzo(g,h,i)perylene	20	< 20 U

ANALYTICAL RESOURCES INCORPORATED

ORGANICS ANALYSIS DATA SHEET
PSDDA Semivolatiles by SW8270D GC/MS **Sample ID: MB-101007**
 METHOD BLANK

Lab Sample ID: MB-101007 QC Report No: LR71-Anchor Environmental, LLC
LIMS ID: 07-20770 Project: Kimberly Clark Anacortes
Matrix: Sediment NA
Date Analyzed: 10/18/07 10:42

CAS Number	Analyte	RL	Result
90-12-0	1-Methylnaphthalene	20	< 20 U

Reported in µg/kg (ppb)

Semivolatile Surrogate Recovery

d5-Nitrobenzene	44.4%	2-Fluorobiphenyl	39.4%
d14-p-Terphenyl	64.0%	d4-1,2-Dichlorobenzene	38.2%
d5-Phenol	49.1%	2-Fluorophenol	57.1%
2,4,6-Tribromophenol	52.0%	d4-2-Chlorophenol	46.9%

Analytical Resources, Inc.

Semivolatile Report SW846 Method 8270D

Data file : /chem1/nt6.i/20071018.b/lr71mb.d
Lab Smp Id: LR71MBS1 Client Smp ID: LR71MBS1
Inj Date : 18-OCT-2007 10:42
Operator : LJR/VTS Inst ID: nt6.i
Smp Info : LR71MBS1
Misc Info : 07-20770
Comment : 1ul Injection
Method : /chem1/nt6.i/20071018.b/SW846.m
Meth Date : 25-Oct-2007 15:32 jeff Quant Type: ISTD
Cal Date : 01-OCT-2007 13:12 Cal File: 0051001.d
Als bottle: 1 QC Sample: BLANK
Dil Factor: 1.00000
Integrator: HP RTE Compound Sublist: PSDDAMBLCS.sub
Target Version: 3.50

LJR 10/25/07

Concentration Formula: Amt * DF * Vt/(Ws * (100 - M)/100) * CpndVariable

Name	Value	Description
DF	1.00000	Dilution Factor
Vt	1000.00000	Volume of final extract (uL)
Ws	50.00000	Weight of sample extracted (g)
M	0.00000	% Moisture

Cpnd Variable Local Compound Variable

		QUANT SIG MASS	RT	EXP RT	REL RT	RESPONSE	CONCENTRATIONS ON-COLUMN (ug/mL)	CONCENTRATIONS FINAL (ug/kg)
$	1 2-Fluorophenol	112	5.970	5.917	(0.755)	310733	21.4206	428.4
$	2 Phenol-d5	99	7.487	7.488	(0.947)	341083	18.4062	368.1
	3 Phenol	94	Compound Not Detected.					
$	5 2-Chlorophenol-d4	132	7.605	7.600	(0.961)	217765	17.6441	352.9
	4 Bis(2-Chloroethyl)ether	93	Compound Not Detected.					
	6 2-Chlorophenol	128	Compound Not Detected.					
	7 1,3-Dichlorobenzene	146	Compound Not Detected.					
*	8 1,4-Dichlorobenzene-d4	152	7.909	7.904	(1.000)	196851	20.0000	
	9 1,4-Dichlorobenzene	146	Compound Not Detected.					
$	10 1,2-Dichlorobenzene-d4	152	8.209	8.204	(1.038)	88259	9.53616	190.7
	12 1,2-Dichlorobenzene	146	Compound Not Detected.					
	11 Benzyl alcohol	108	Compound Not Detected.					
	14 2,2'-oxybis(1-Chloropropane)	45	Compound Not Detected.					
	13 2-Methylphenol	108	Compound Not Detected.					
	17 Hexachloroethane	117	Compound Not Detected.					

	Compounds	QUANT SIG MASS	RT	EXP RT	REL RT	RESPONSE	CONCENTRATIONS ON-COLUMN (ug/mL)	FINAL (ug/kg)
	16 N-Nitroso-di-n-propylamine	70	Compound Not Detected.					
	15 4-Methylphenol	108	Compound Not Detected.					
$	18 Nitrobenzene-d5	82	8.844	8.845	(0.887)	229474	11.1141	222.3
	19 Nitrobenzene	77	Compound Not Detected.					
	20 Isophorone	82	Compound Not Detected.					
	21 2-Nitrophenol	139	Compound Not Detected.					
	22 2,4-Dimethylphenol	107	Compound Not Detected.					
	23 Bis(2-Chloroethoxy)methane	93	Compound Not Detected.					
	24 Benzoic acid	105	Compound Not Detected.					
	25 2,4-Dichlorophenol	162	Compound Not Detected.					
	26 1,2,4-Trichlorobenzene	180	Compound Not Detected.					
*	27 Naphthalene-d8	136	9.966	9.961	(1.000)	642624	20.0000	
	28 Naphthalene	128	Compound Not Detected.					
	29 4-Chloroaniline	127	Compound Not Detected.					
	30 Hexachlorobutadiene	225	Compound Not Detected.					
	31 4-Chloro-3-methylphenol	107	Compound Not Detected.					
	32 2-Methylnaphthalene	141	Compound Not Detected.					
	33 Hexachlorocyclopentadiene	237	Compound Not Detected.					
	34 2,4,6-Trichlorophenol	196	Compound Not Detected.					
	35 2,4,5-Trichlorophenol	196	Compound Not Detected.					
$	36 2-Fluorobiphenyl	172	11.783	11.777	(0.917)	300809	9.84259	196.9(R)
	37 2-Chloronaphthalene	162	Compound Not Detected.					
	38 2-Nitroaniline	65	Compound Not Detected.					
	39 Dimethylphthalate	163	Compound Not Detected.					
	40 Acenaphthylene	152	Compound Not Detected.					
	41 2,6-Dinitrotoluene	165	Compound Not Detected.					
*	42 Acenaphthene-d10	164	12.851	12.841	(1.000)	392528	20.0000	
	43 3-Nitroaniline	138	Compound Not Detected.					
	44 Acenaphthene	153	Compound Not Detected.					
	45 2,4-Dinitrophenol	184	Compound Not Detected.					
	46 Dibenzofuran	168	Compound Not Detected.					
	47 4-Nitrophenol	109	Compound Not Detected.					
	48 2,4-Dinitrotoluene	165	Compound Not Detected.					
	50 Diethylphthalate	149	Compound Not Detected.					
	49 Fluorene	166	Compound Not Detected.					
	51 4-Chlorophenyl-phenylether	204	Compound Not Detected.					
	52 4-Nitroaniline	138	Compound Not Detected.					
	53 4,6-Dinitro-2-methylphenol	198	Compound Not Detected.					
	54 N-Nitrosodiphenylamine	169	Compound Not Detected.					
$	55 2,4,6-Tribromophenol	330	14.149	14.139	(1.101)	74400	19.5360	390.7
	56 4-Bromophenyl-phenylether	248	Compound Not Detected.					
	57 Hexachlorobenzene	284	Compound Not Detected.					
	58 Pentachlorophenol	266	Compound Not Detected.					
*	59 Phenanthrene-d10	188	15.234	15.223	(1.000)	628504	20.0000	
	60 Phenanthrene	178	Compound Not Detected.					
	61 Anthracene	178	Compound Not Detected.					
	62 Carbazole	167	Compound Not Detected.					

	Compounds	QUANT SIG MASS	RT	EXP RT	REL RT	RESPONSE	CONCENTRATIONS ON-COLUMN (ug/mL)	CONCENTRATIONS FINAL (ug/kg)
	63 Di-n-butylphthalate	149	Compound Not Detected.					
	64 Fluoranthene	202	Compound Not Detected.					
	65 Pyrene	202	Compound Not Detected.					
$	66 Terphenyl-d14	244	17.899	17.884	(0.915)	426239	16.0368	320.7
	67 Butylbenzylphthalate	149	Compound Not Detected.					
	68 Benzo(a)anthracene	228	Compound Not Detected.					
*	69 Chrysene-d12	240	19.566	19.556	(1.000)	591236	20.0000	
	70 3,3'-Dichlorobenzidine	252	Compound Not Detected.					
	71 Chrysene	228	Compound Not Detected.					
	72 bis(2-Ethylhexyl)phthalate	149	Compound Not Detected.					
*	134 Di-n-octylphthalate-d4	153	20.731	20.720	(1.000)	863452	20.0000	
	73 Di-n-octylphthalate	149	Compound Not Detected.					
	74 Benzo(b)fluoranthene	252	Compound Not Detected.					
	75 Benzo(k)fluoranthene	252	Compound Not Detected.					
	76 Benzo(a)pyrene	252	Compound Not Detected.					
*	77 Perylene-d12	264	21.730	21.719	(1.000)	554552	20.0000	
	78 Indeno(1,2,3-cd)pyrene	276	Compound Not Detected.					
	79 Dibenzo(a,h)anthracene	278	Compound Not Detected.					
	80 Benzo(g,h,i)perylene	276	Compound Not Detected.					
	90 N-Nitrosodimethylamine	74	Compound Not Detected.					
	91 Aniline	93	Compound Not Detected.					
	93 Benzidine	184	Compound Not Detected.					
	103 Pyridine	79	Compound Not Detected.					
	105 1-methylnaphthalene	141	Compound Not Detected.					
	111 Azobenzene (1,2-DP-Hydrazine)	77	Compound Not Detected.					

QC Flag Legend

R - Spike/Surrogate failed recovery limits.

Analytical Resources, Inc.

INTERNAL STANDARD COMPOUNDS
AREA AND RT SUMMARY

Instrument ID: nt6.i
Lab File ID: lr71mb.d
Lab Smp Id: LR71MBS1
Analysis Type: SV
Quant Type: ISTD
Operator: LJR/VTS
Method File: /chem1/nt6.i/20071018.b/SW846.m
Misc Info: 07-20770

Calibration Date: 18-OCT-2007
Calibration Time: 10:07
Client Smp ID: LR71MBS1
Level: LOW
Sample Type: Solid

Test Mode:
Use Initial Calibration Level 4.

		AREA LIMIT			
COMPOUND	STANDARD	LOWER	UPPER	SAMPLE	%DIFF
8 1,4-Dichlorobenze	212076	106038	424152	196851	-7.18
27 Naphthalene-d8	656578	328289	1313156	642624	-2.13
42 Acenaphthene-d10	353705	176852	707410	392528	10.98
59 Phenanthrene-d10	526440	263220	1052880	628504	19.39
69 Chrysene-d12	581923	290962	1163846	591236	1.60
134 Di-n-octylphthala	979097	489548	1958194	863452	-11.81
77 Perylene-d12	686531	343266	1373062	554552	-19.22

		RT LIMIT			
COMPOUND	STANDARD	LOWER	UPPER	SAMPLE	%DIFF
8 1,4-Dichlorobenze	7.90	7.40	8.40	7.91	0.06
27 Naphthalene-d8	9.96	9.46	10.46	9.97	0.05
42 Acenaphthene-d10	12.84	12.34	13.34	12.85	0.08
59 Phenanthrene-d10	15.22	14.72	15.72	15.23	0.07
69 Chrysene-d12	19.56	19.06	20.06	19.57	0.05
134 Di-n-octylphthala	20.72	20.22	21.22	20.73	0.05
77 Perylene-d12	21.72	21.22	22.22	21.73	0.05

AREA UPPER LIMIT = +100% of internal standard area.
AREA LOWER LIMIT = - 50% of internal standard area.
RT UPPER LIMIT = + 0.50 minutes of internal standard RT.
RT LOWER LIMIT = - 0.50 minutes of internal standard RT.

Analytical Resources, Inc.

RECOVERY REPORT

Client Name: Anchor
Sample Matrix: SOLID
Lab Smp Id: LR71MBS1
Level: LOW
Data Type: MS DATA
SpikeList File: PSDDALCS.spk
Sublist File: PSDDAMBLCS.sub
Method File: /chem1/nt6.i/20071018.b/SW846.m
Misc Info: 07-20770

Client SDG: LR71
Fraction: SV
Client Smp ID: LR71MBS1
Operator: LJR/VTS
SampleType: BLANK
Quant Type: ISTD

SURROGATE COMPOUND	CONC ADDED ug/kg	CONC RECOVERED ug/kg	% RECOVERED	LIMITS
$ 1 2-Fluorophenol	750.0	428.4	57.12	26-83
$ 2 Phenol-d5	750.0	368.1	49.08	42-82
$ 5 2-Chlorophenol-d4	750.0	352.9	47.05	43-80
$ 10 1,2-Dichlorobenzen	500.0	190.7	38.14	38-79
$ 18 Nitrobenzene-d5	500.0	222.3	44.46	42-79
$ 36 2-Fluorobiphenyl	500.0	196.9	39.37*	43-80
$ 55 2,4,6-Tribromophen	750.0	390.7	52.10	41-94
$ 66 Terphenyl-d14	500.0	320.7	64.15	39-105

Data File: /chem1/nt6.i/20071018.b/lr71mb.d
Date : 18-OCT-2007 10:42
Client ID: LR71MBS1
Sample Info: LR71MBS1
Volume Injected (uL): 1.0
Column phase: ZB-5

Instrument: nt6.i
Operator: LJR/VTS
Column diameter: 0.32

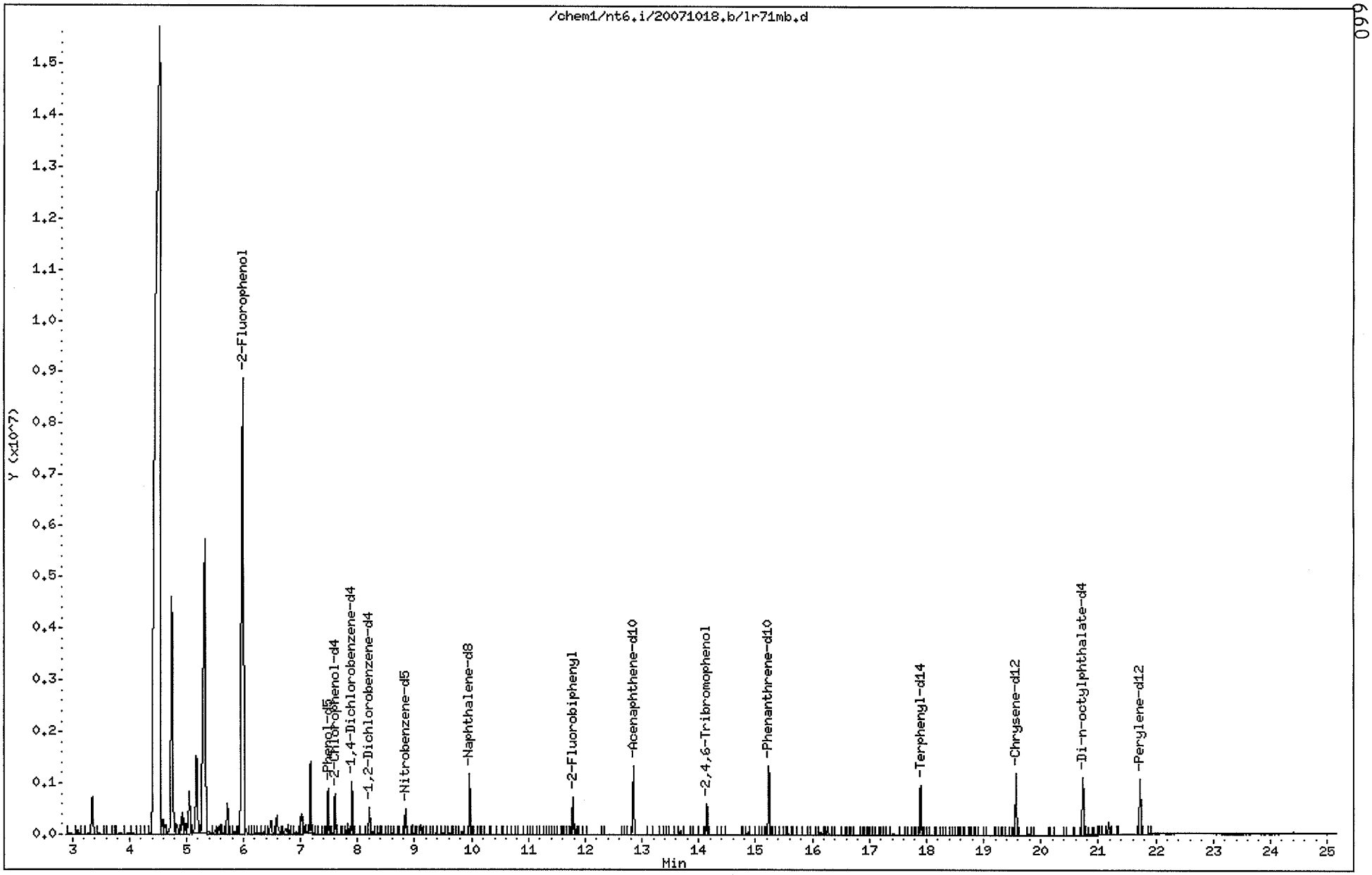

8660

ANALYTICAL RESOURCES INCORPORATED

ORGANICS ANALYSIS DATA SHEET
PSDDA Semivolatiles by SW8270D GC/MS **Sample ID: AN-SS-10-070928**
Page 1 of 2 **MATRIX SPIKE**

Lab Sample ID: LR71E
LIMS ID: 07-20770
Matrix: Sediment
Data Release Authorized:
Reported: 01/25/08

QC Report No: LR71-Anchor Environmental, LLC
Project: Kimberly Clark Anacortes
NA
Date Sampled: 09/28/07
Date Received: 09/29/07

Date Extracted: 10/10/07
Date Analyzed: 10/18/07 17:29
Instrument/Analyst: NT6/LJR
GPC Cleanup: Yes

Sample Amount: 50.3 g-dry-wt
Final Extract Volume: 1.0 mL
Dilution Factor: 1.00
Percent Moisture: 22.7%

CAS Number	Analyte	RL	Result
108-95-2	Phenol	20	---
541-73-1	1,3-Dichlorobenzene	20	---
106-46-7	1,4-Dichlorobenzene	20	---
100-51-6	Benzyl Alcohol	20	---
95-50-1	1,2-Dichlorobenzene	20	---
95-48-7	2-Methylphenol	20	---
106-44-5	4-Methylphenol	20	---
67-72-1	Hexachloroethane	20	---
105-67-9	2,4-Dimethylphenol	20	---
65-85-0	Benzoic Acid	200	---
120-82-1	1,2,4-Trichlorobenzene	20	---
91-20-3	Naphthalene	20	---
87-68-3	Hexachlorobutadiene	20	---
91-57-6	2-Methylnaphthalene	20	---
131-11-3	Dimethylphthalate	20	---
208-96-8	Acenaphthylene	20	---
83-32-9	Acenaphthene	20	---
132-64-9	Dibenzofuran	20	---
84-66-2	Diethylphthalate	20	---
86-73-7	Fluorene	20	---
86-30-6	N-Nitrosodiphenylamine	20	---
118-74-1	Hexachlorobenzene	20	---
87-86-5	Pentachlorophenol	99	---
85-01-8	Phenanthrene	20	---
120-12-7	Anthracene	20	---
84-74-2	Di-n-Butylphthalate	20	---
206-44-0	Fluoranthene	20	---
129-00-0	Pyrene	20	---
85-68-7	Butylbenzylphthalate	20	---
56-55-3	Benzo(a)anthracene	20	---
117-81-7	bis(2-Ethylhexyl)phthalate	20	---
218-01-9	Chrysene	20	---
117-84-0	Di-n-Octyl phthalate	20	---
205-99-2	Benzo(b)fluoranthene	20	---
207-08-9	Benzo(k)fluoranthene	20	---
50-32-8	Benzo(a)pyrene	20	---
193-39-5	Indeno(1,2,3-cd)pyrene	20	---
53-70-3	Dibenz(a,h)anthracene	20	---
191-24-2	Benzo(g,h,i)perylene	20	---

ANALYTICAL RESOURCES INCORPORATED

ORGANICS ANALYSIS DATA SHEET
PSDDA Semivolatiles by SW8270D GC/MS **Sample ID: AN-SS-10-070928**
Page 2 of 2 **MATRIX SPIKE**

Lab Sample ID: LR71E QC Report No: LR71-Anchor Environmental, LLC
LIMS ID: 07-20770 Project: Kimberly Clark Anacortes
Matrix: Sediment NA
Date Analyzed: 10/18/07 17:29

CAS Number	Analyte	RL	Result
90-12-0	1-Methylnaphthalene	20	---

Reported in µg/kg (ppb)

Semivolatile Surrogate Recovery

d5-Nitrobenzene	57.6%	2-Fluorobiphenyl	56.8%
d14-p-Terphenyl	78.8%	d4-1,2-Dichlorobenzene	56.8%
d5-Phenol	66.4%	2-Fluorophenol	75.7%
2,4,6-Tribromophenol	77.6%	d4-2-Chlorophenol	64.3%

Analytical Resources, Inc.

Semivolatile Report SW846 Method 8270D

Data file : /chem1/nt6.i/20071018.b/lr71ems.d
Lab Smp Id: LR71EMS Client Smp ID: AN-SS-10-070928 MS
Inj Date : 18-OCT-2007 17:29
Operator : LJR/VTS Inst ID: nt6.i
Smp Info : LR71EMS
Misc Info : 07-20770
Comment : 1ul Injection
Method : /chem1/nt6.i/20071018.b/SW846.m
Meth Date : 25-Oct-2007 15:31 jeff Quant Type: ISTD
Cal Date : 01-OCT-2007 13:12 Cal File: 0051001.d
Als bottle: 13 QC Sample: MS
Dil Factor: 1.00000
Integrator: HP RTE Compound Sublist: PSDDA.sub
Target Version: 3.50

LJR 10/25/07

Concentration Formula: Amt * DF * Vt/(Ws * (100 - M)/100) * CpndVariable

Name	Value	Description
DF	1.00000	Dilution Factor
Vt	1000.00000	Volume of final extract (uL)
Ws	65.10000	Weight of sample extracted (g)
M	22.70000	% Moisture

Cpnd Variable Local Compound Variable

	Compounds	QUANT SIG MASS	RT	EXP RT	REL RT	RESPONSE	CONCENTRATIONS ON-COLUMN (ug/mL)	CONCENTRATIONS FINAL (ug/kg)
$	1 2-Fluorophenol	112	5.983	5.917	(0.756)	376101	28.3758	563.9
$	2 Phenol-d5	99	7.506	7.488	(0.948)	421120	24.8719	494.3
	3 Phenol	94	7.522	7.504	(0.950)	357320	17.0286	338.4
$	5 2-Chlorophenol-d4	132	7.618	7.600	(0.962)	271835	24.1055	479.0
	4 Bis(2-Chloroethyl)ether	93	7.591	7.579	(0.959)	211166	14.8911	295.9
	6 2-Chlorophenol	128	7.645	7.627	(0.966)	200437	15.8780	315.5
	7 1,3-Dichlorobenzene	146	7.853	7.840	(0.992)	186020	13.2617	263.5
*	8 1,4-Dichlorobenzene-d4	152	7.917	7.904	(1.000)	179861	20.0000	
	9 1,4-Dichlorobenzene	146	7.938	7.931	(1.003)	184032	12.7225	252.8
$	10 1,2-Dichlorobenzene-d4	152	8.216	8.204	(1.038)	120072	14.1990	282.2
	12 1,2-Dichlorobenzene	146	8.238	8.225	(1.040)	183167	13.4644	267.6
	11 Benzyl alcohol	108	8.211	8.198	(1.037)	313095	38.1609	758.3
	14 2,2'-oxybis(1-Chloropropane)	45	8.467	8.465	(1.069)	197936	15.1256	300.6
	13 2-Methylphenol	108	8.451	8.439	(1.067)	207988	17.2471	342.7
	17 Hexachloroethane	117	8.729	8.716	(1.103)	79196	12.3949	246.3

	Compounds	QUANT SIG MASS	RT	EXP RT	REL RT	RESPONSE	CONCENTRATIONS ON-COLUMN (ug/mL)	FINAL (ug/kg)
	16 N-Nitroso-di-n-propylamine	70	8.686	8.679	(1.097)	197401	15.6092	310.2
	15 4-Methylphenol	108	8.692	8.674	(1.098)	483554	38.2839	760.8
$	18 Nitrobenzene-d5	82	8.852	8.845	(0.888)	275349	14.3576	285.3
	19 Nitrobenzene	77	8.879	8.871	(0.890)	283231	13.7602	273.4
	20 Isophorone	82	9.274	9.261	(0.930)	502915	16.5931	329.7
	21 2-Nitrophenol	139	9.402	9.395	(0.943)	99059	14.3904	286.0
	22 2,4-Dimethylphenol	107	9.525	9.518	(0.955)	233080	14.8189	294.5
	23 Bis(2-Chloroethoxy)methane	93	9.669	9.662	(0.969)	259232	15.4309	306.6
	24 Benzoic acid	105	9.749	9.785	(0.978)	369277	34.3989	683.6
	25 2,4-Dichlorophenol	162	9.792	9.780	(0.982)	165659	15.8904	315.8
	26 1,2,4-Trichlorobenzene	180	9.920	9.908	(0.995)	170652	13.4273	266.8
*	27 Naphthalene-d8	136	9.974	9.961	(1.000)	596899	20.0000	
	28 Naphthalene	128	10.006	9.999	(1.003)	533849	14.5094	288.3
	29 4-Chloroaniline	127	10.166	10.143	(1.019)	98447	6.91676	137.4 (RM)
	30 Hexachlorobutadiene	225	10.332	10.319	(1.036)	107371	12.6663	251.7
	31 4-Chloro-3-methylphenol	107	10.983	10.971	(1.101)	216643	17.7894	353.5
	32 2-Methylnaphthalene	141	11.133	11.126	(1.116)	301933	16.3319	324.5
	33 Hexachlorocyclopentadiene	237	11.523	11.510	(0.896)	145118	17.1172	340.2
	34 2,4,6-Trichlorophenol	196	11.657	11.644	(0.907)	133760	14.1946	282.1
	35 2,4,5-Trichlorophenol	196	11.715	11.703	(0.911)	143752	15.7498	313.0
$	36 2-Fluorobiphenyl	172	11.785	11.777	(0.917)	423173	14.2390	283.0
	37 2-Chloronaphthalene	162	11.918	11.906	(0.927)	350309	13.7195	272.6
	38 2-Nitroaniline	65	12.153	12.141	(0.946)	177246	15.4993	308.0
	39 Dimethylphthalate	163	12.538	12.525	(0.975)	430287	16.6537	330.9
	40 Acenaphthylene	152	12.597	12.584	(0.980)	582385	14.8794	295.7
	41 2,6-Dinitrotoluene	165	12.629	12.616	(0.983)	93898	14.6106	290.3
*	42 Acenaphthene-d10	164	12.853	12.841	(1.000)	381704	20.0000	
	43 3-Nitroaniline	138	12.837	12.825	(0.999)	127638	20.7981	413.3 (R)
	44 Acenaphthene	153	12.907	12.894	(1.004)	370177	14.9849	297.8
	45 2,4-Dinitrophenol	184	13.008	12.995	(1.012)	242516	50.9465	1012
	46 Dibenzofuran	168	13.168	13.156	(1.025)	570573	16.4863	327.6
	47 4-Nitrophenol	109	13.163	13.145	(1.024)	95014	16.9366	336.6
	48 2,4-Dinitrotoluene	165	13.259	13.241	(1.032)	130548	16.7003	331.9
	50 Diethylphthalate	149	13.703	13.695	(1.066)	457953	17.5333	348.4
	49 Fluorene	166	13.729	13.711	(1.068)	441979	16.1684	321.3
	51 4-Chlorophenyl-phenylether	204	13.756	13.743	(1.070)	233333	15.3178	304.4
	52 4-Nitroaniline	138	13.836	13.823	(1.076)	44659	8.13067	161.6
	53 4,6-Dinitro-2-methylphenol	198	13.916	13.904	(0.913)	305438	47.9438	952.7
	54 N-Nitrosodiphenylamine	169	13.964	13.952	(0.916)	290694	18.1274	360.2
$	55 2,4,6-Tribromophenol	330	14.157	14.139	(1.101)	107772	29.1013	578.3
	56 4-Bromophenyl-phenylether	248	14.541	14.529	(0.954)	133567	15.3419	304.9
	57 Hexachlorobenzene	284	14.760	14.742	(0.968)	133360	15.0559	299.2
	58 Pentachlorophenol	266	15.060	15.047	(0.988)	79200	14.2503	283.2
*	59 Phenanthrene-d10	188	15.241	15.223	(1.000)	629026	20.0000	
	60 Phenanthrene	178	15.273	15.261	(1.002)	719727	17.8332	354.4
	61 Anthracene	178	15.348	15.335	(1.007)	581616	14.3925	286.0
	62 Carbazole	167	15.636	15.624	(1.026)	616993	17.1643	341.1

	Compounds	QUANT SIG MASS	RT	EXP RT	REL RT	RESPONSE	CONCENTRATIONS ON-COLUMN (ug/mL)	FINAL (ug/kg)
	63 Di-n-butylphthalate	149	16.374	16.350	(1.074)	789806	18.8436	374.5
	64 Fluoranthene	202	17.223	17.205	(1.130)	970438	21.0265	417.8
	65 Pyrene	202	17.576	17.563	(0.898)	940322	20.5302	408.0
$	66 Terphenyl-d14	244	17.902	17.884	(0.915)	564649	19.6958	391.4
	67 Butylbenzylphthalate	149	18.794	18.776	(0.960)	357014	17.7271	352.3
	68 Benzo(a)anthracene	228	19.547	19.529	(0.999)	786934	15.7492	313.0
*	69 Chrysene-d12	240	19.574	19.556	(1.000)	637723	20.0000	
	70 3,3'-Dichlorobenzidine	252	19.568	19.545	(1.000)	33795	1.65258	32.84(RM)
	71 Chrysene	228	19.611	19.598	(1.002)	772746	17.2095	342.0
	72 bis(2-Ethylhexyl)phthalate	149	19.798	19.785	(0.955)	559799	19.8742	394.9
*	134 Di-n-octylphthalate-d4	153	20.733	20.720	(1.000)	931529	20.0000	
	73 Di-n-octylphthalate	149	20.744	20.731	(1.000)	930259	17.3131	344.0
	74 Benzo(b)fluoranthene	252	21.203	21.190	(0.976)	741522	18.7898	373.4
	75 Benzo(k)fluoranthene	252	21.240	21.228	(0.977)	855586	20.4947	407.3
	76 Benzo(a)pyrene	252	21.652	21.639	(0.996)	635780	17.5497	348.7
*	77 Perylene-d12	264	21.732	21.719	(1.000)	549566	20.0000	
	78 Indeno(1,2,3-cd)pyrene	276	23.222	23.215	(1.069)	446348	10.3888	206.4
	79 Dibenzo(a,h)anthracene	278	23.249	23.236	(1.070)	400870	11.1053	220.7
	80 Benzo(g,h,i)perylene	276	23.623	23.616	(1.087)	271177	6.31169	125.4
	90 N-Nitrosodimethylamine	74	3.168	3.139	(0.400)	125717	12.2086	242.6(M)
	91 Aniline	93	7.516	7.456	(0.949)	82323	3.41777	67.92(M)
	93 Benzidine	184	Compound Not Detected.					
	103 Pyridine	79	3.200	3.118	(0.404)	21505	1.41081	28.04(M)
	105 1-methylnaphthalene	141	11.309	11.297	(1.134)	302271	16.3956	325.8
	111 Azobenzene (1,2-DP-Hydrazine)	77	14.007	14.000	(1.090)	586942	15.4374	306.8

QC Flag Legend

R - Spike/Surrogate failed recovery limits.
M - Compound response manually integrated.

Analytical Resources, Inc.

INTERNAL STANDARD COMPOUNDS
AREA AND RT SUMMARY

Instrument ID: nt6.i
Lab File ID: lr71ems.d
Lab Smp Id: LR71EMS
Analysis Type: SV
Quant Type: ISTD
Operator: LJR/VTS
Method File: /chem1/nt6.i/20071018.b/SW846.m
Misc Info: 07-20770

Calibration Date: 18-OCT-2007
Calibration Time: 10:07
Client Smp ID: AN-SS-10-070928
Level: LOW
Sample Type: Sediment

Test Mode:
Use Initial Calibration Level 4.

		AREA LIMIT			
COMPOUND	STANDARD	LOWER	UPPER	SAMPLE	%DIFF
8 1,4-Dichlorobenze	212076	106038	424152	179861	-15.19
27 Naphthalene-d8	656578	328289	1313156	596899	-9.09
42 Acenaphthene-d10	353705	176852	707410	381704	7.92
59 Phenanthrene-d10	526440	263220	1052880	629026	19.49
69 Chrysene-d12	581923	290962	1163846	637723	9.59
134 Di-n-octylphthala	979097	489548	1958194	931529	-4.86
77 Perylene-d12	686531	343266	1373062	549566	-19.95

		RT LIMIT			
COMPOUND	STANDARD	LOWER	UPPER	SAMPLE	%DIFF
8 1,4-Dichlorobenze	7.90	7.40	8.40	7.92	0.16
27 Naphthalene-d8	9.96	9.46	10.46	9.97	0.13
42 Acenaphthene-d10	12.84	12.34	13.34	12.85	0.10
59 Phenanthrene-d10	15.22	14.72	15.72	15.24	0.12
69 Chrysene-d12	19.56	19.06	20.06	19.57	0.09
134 Di-n-octylphthala	20.72	20.22	21.22	20.73	0.06
77 Perylene-d12	21.72	21.22	22.22	21.73	0.06

AREA UPPER LIMIT = +100% of internal standard area.
AREA LOWER LIMIT = - 50% of internal standard area.
RT UPPER LIMIT = + 0.50 minutes of internal standard RT.
RT LOWER LIMIT = - 0.50 minutes of internal standard RT.

Analytical Resources, Inc.

RECOVERY REPORT

Client Name: Anchor
Sample Matrix: SOLID
Lab Smp Id: LR71EMS
Level: LOW
Data Type: MS DATA
SpikeList File: PSDDALCS.spk
Sublist File: PSDDA.sub
Method File: /chem1/nt6.i/20071018.b/SW846.m
Misc Info: 07-20770

Client SDG: LR71
Fraction: SV
Client Smp ID: AN-SS-10-070928 MS
Operator: LJR/VTS
SampleType: MS
Quant Type: ISTD

	SPIKE COMPOUND	CONC ADDED ug/kg	CONC RECOVERED ug/kg	% RECOVERED	LIMITS
3	Phenol	496.8	338.4	68.11	45-89
4	Bis(2-Chloroethyl)	496.8	295.9	59.56	42-82
6	2-Chlorophenol	496.8	315.5	63.51	46-80
7	1,3-Dichlorobenzen	496.8	263.5	53.05	45-76
9	1,4-Dichlorobenzen	496.8	252.8	50.89	45-76
11	Benzyl alcohol	993.6	758.3	76.32	36-79
12	1,2-Dichlorobenzen	496.8	267.6	53.86	44-78
13	2-Methylphenol	496.8	342.7	68.99	47-82
14	2,2'-oxybis(1-Chlo	496.8	300.6	60.50	36-96
15	4-Methylphenol	993.6	760.8	76.57	47-86
16	N-Nitroso-di-n-pro	496.8	310.2	62.44	42-84
17	Hexachloroethane	496.8	246.3	49.58	40-77
19	Nitrobenzene	496.8	273.4	55.04	35-94
20	Isophorone	496.8	329.7	66.37	50-86
21	2-Nitrophenol	496.8	286.0	57.56	46-84
22	2,4-Dimethylphenol	496.8	294.5	59.28	30-76
23	Bis(2-Chloroethoxy	496.8	306.6	61.72	48-81
24	Benzoic acid	1490	683.6	45.87	39-103
25	2,4-Dichlorophenol	496.8	315.8	63.56	50-85
26	1,2,4-Trichloroben	496.8	266.8	53.71	45-81
28	Naphthalene	496.8	288.3	58.04	46-80
29	4-Chloroaniline	1192	137.4	11.53*	15-79
30	Hexachlorobutadien	496.8	251.7	50.67	44-79
31	4-Chloro-3-methylp	496.8	353.5	71.16	50-89
32	2-Methylnaphthalen	496.8	324.5	65.33	49-81
33	Hexachlorocyclopen	1490	340.2	22.82	17-98
34	2,4,6-Trichlorophe	496.8	282.1	56.78	48-89
35	2,4,5-Trichlorophe	496.8	313.0	63.00	47-91
37	2-Chloronaphthalen	496.8	272.6	54.88	50-83
38	2-Nitroaniline	496.8	308.0	62.00	45-96
39	Dimethylphthalate	496.8	330.9	66.61	53-87
40	Acenaphthylene	496.8	295.7	59.52	51-84
41	2,6-Dinitrotoluene	496.8	290.3	58.44	49-95

SPIKE COMPOUND	CONC ADDED ug/kg	CONC RECOVERED ug/kg	% RECOVERED	LIMITS
43 3-Nitroaniline	1272	413.3	32.50*	36-92
44 Acenaphthene	496.8	297.8	59.94	51-83
45 2,4-Dinitrophenol	1490	1012	67.93	10-191
46 Dibenzofuran	496.8	327.6	65.95	50-86
47 4-Nitrophenol	496.8	336.6	67.75	44-98
48 2,4-Dinitrotoluene	496.8	331.9	66.80	50-98
49 Fluorene	496.8	321.3	64.67	52-86
50 Diethylphthalate	496.8	348.4	70.13	55-89
51 4-Chlorophenyl-phe	496.8	304.4	61.27	51-85
52 4-Nitroaniline	496.8	161.6	32.52	30-87
53 4,6-Dinitro-2-meth	1490	952.7	63.93	10-136
54 N-Nitrosodiphenyla	496.8	360.2	72.51	28-158
56 4-Bromophenyl-phen	496.8	304.9	61.37	50-90
57 Hexachlorobenzene	496.8	299.2	60.22	49-91
58 Pentachlorophenol	496.8	283.2	57.00	40-100
60 Phenanthrene	496.8	354.4	71.33	51-91
61 Anthracene	496.8	286.0	57.57	51-86
62 Carbazole	496.8	341.1	68.66	51-89
63 Di-n-butylphthalat	496.8	374.5	75.37	58-95
64 Fluoranthene	496.8	417.8	84.11	54-94
65 Pyrene	496.8	408.0	82.12	46-100
67 Butylbenzylphthala	496.8	352.3	70.91	51-99
68 Benzo(a)anthracene	496.8	313.0	63.00	52-90
70 3,3'-Dichlorobenzi	1272	32.84	2.58*	10-86
71 Chrysene	496.8	342.0	68.84	51-93
72 bis(2-Ethylhexyl)p	496.8	394.9	79.50	36-111
73 Di-n-octylphthalat	496.8	344.0	69.25	29-108
74 Benzo(b)fluoranthe	496.8	373.4	75.16	54-102
75 Benzo(k)fluoranthe	496.8	407.3	81.98	45-107
76 Benzo(a)pyrene	496.8	348.7	70.20	52-95
78 Indeno(1,2,3-cd)py	496.8	206.4	41.56	34-105
79 Dibenzo(a,h)anthra	496.8	220.7	44.42	36-112
80 Benzo(g,h,i)peryle	496.8	125.4	25.25	25-116

SURROGATE COMPOUND	CONC ADDED ug/kg	CONC RECOVERED ug/kg	% RECOVERED	LIMITS
$ 1 2-Fluorophenol	745.2	563.9	75.67	11-84
$ 2 Phenol-d5	745.2	494.3	66.33	25-86
$ 5 2-Chlorophenol-d4	745.2	479.0	64.28	23-91
$ 10 1,2-Dichlorobenzen	496.8	282.2	56.80	24-90
$ 18 Nitrobenzene-d5	496.8	285.3	57.43	26-88
$ 36 2-Fluorobiphenyl	496.8	283.0	56.96	34-91
$ 55 2,4,6-Tribromophen	745.2	578.3	77.60	25-107

SURROGATE COMPOUND	CONC ADDED ug/kg	CONC RECOVERED ug/kg	% RECOVERED	LIMITS
$ 66 Terphenyl-d14	496.8	391.4	78.78	22-100

Data File: /chem1/nt6.i/20071018.b/lr71ems.d
Date : 18-OCT-2007 17:29
Client ID: AN-SS-10-070928 MS
Sample Info: LR71EMS
Volume Injected (uL): 1.0
Column phase: ZB-5

Instrument: nt6.i
Operator: LJR/VTS
Column diameter: 0.32

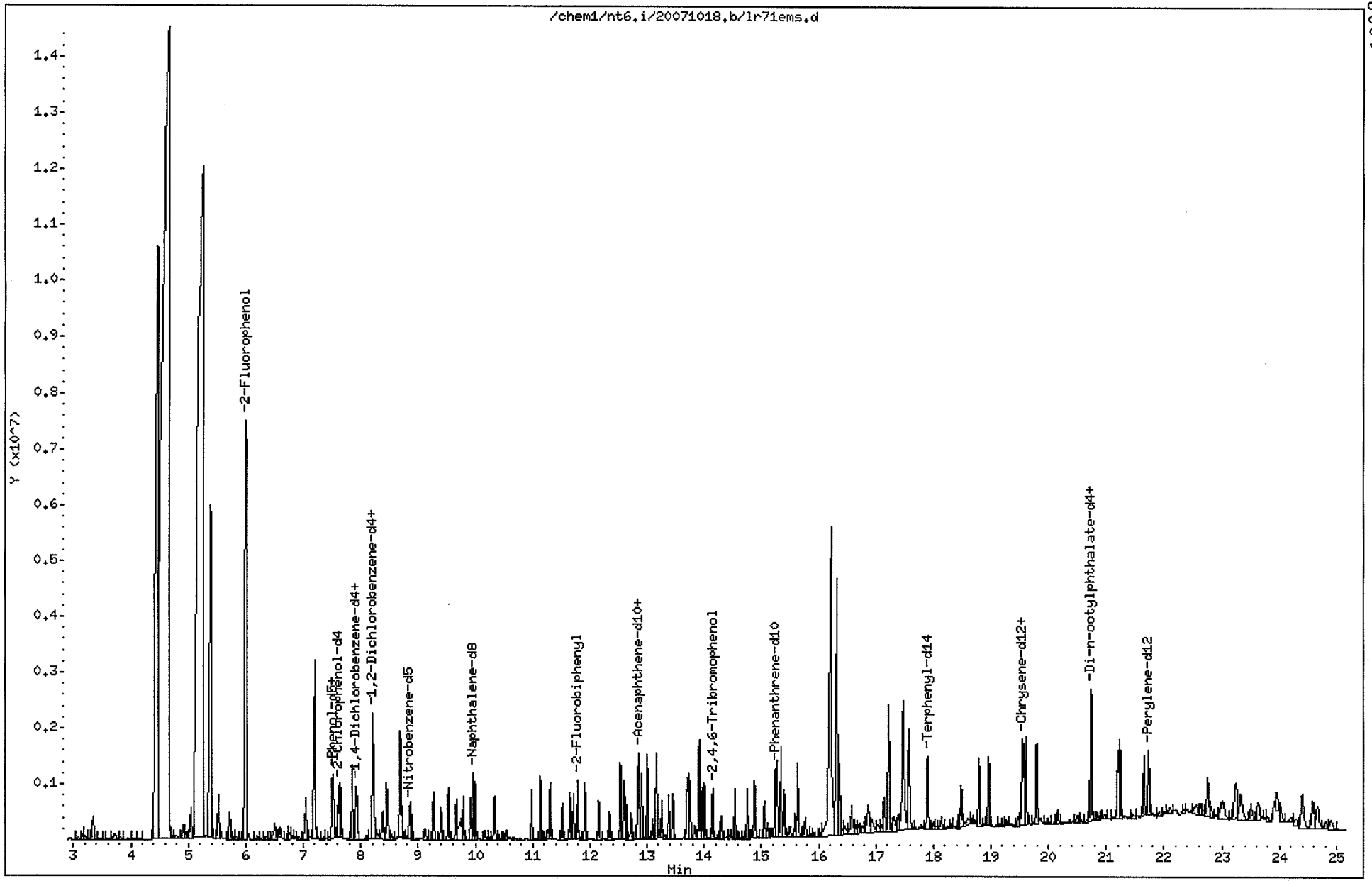

LR71EMS, /chem1/nt6.i/20071018.b/lr71ems.d
4-Chloroaniline Amount: 6.92

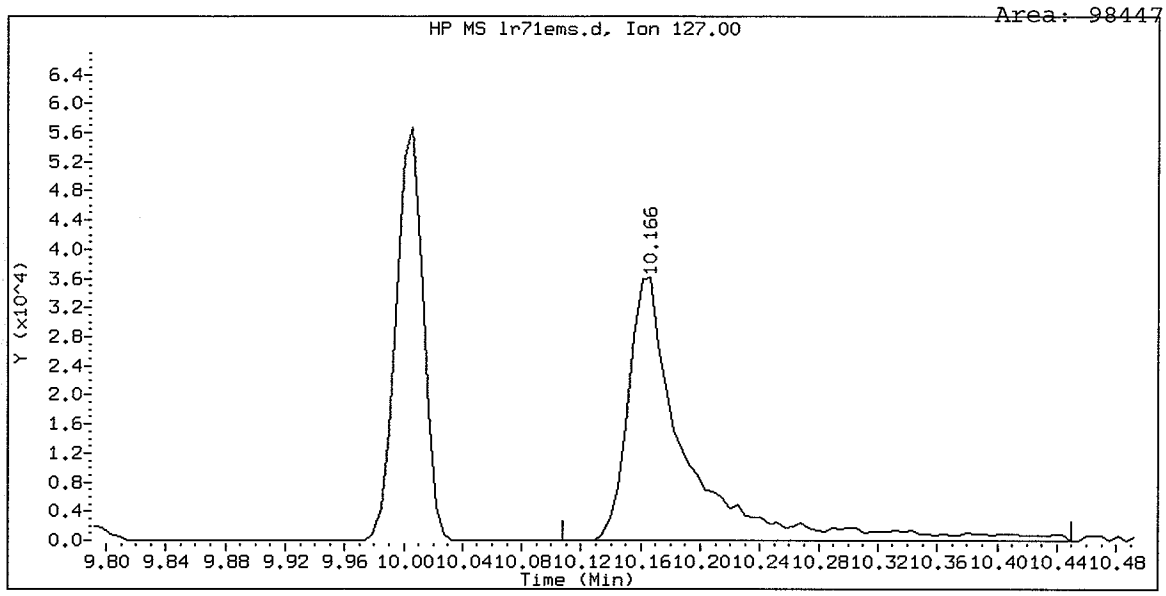

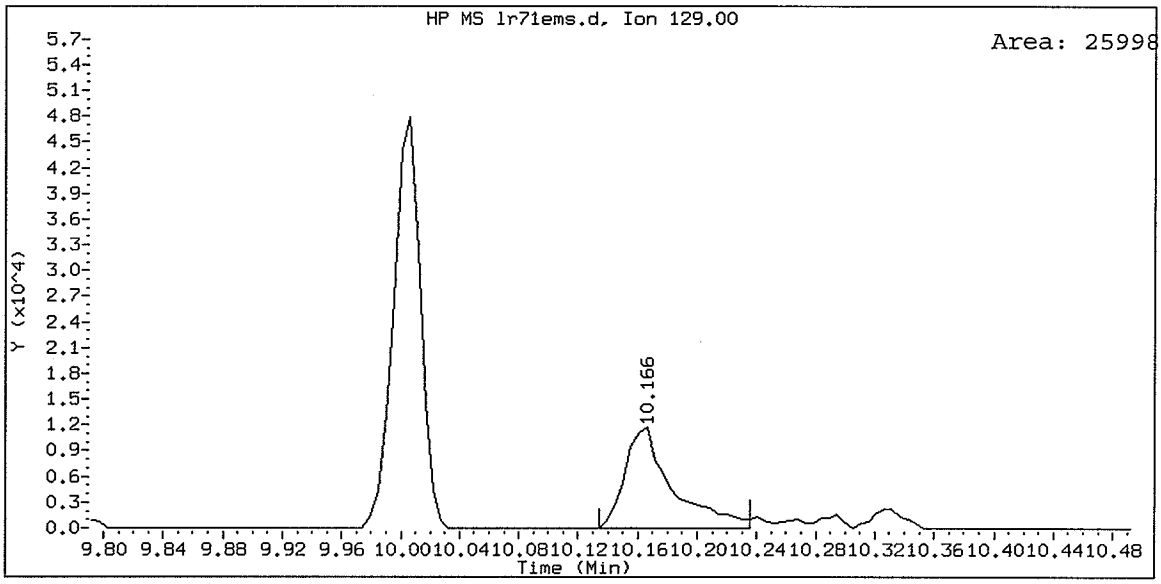

LR71EMS, /chem1/nt6.i/20071018.b/lr71ems.d
3,3'-Dichlorobenzidine Amount: 1.65

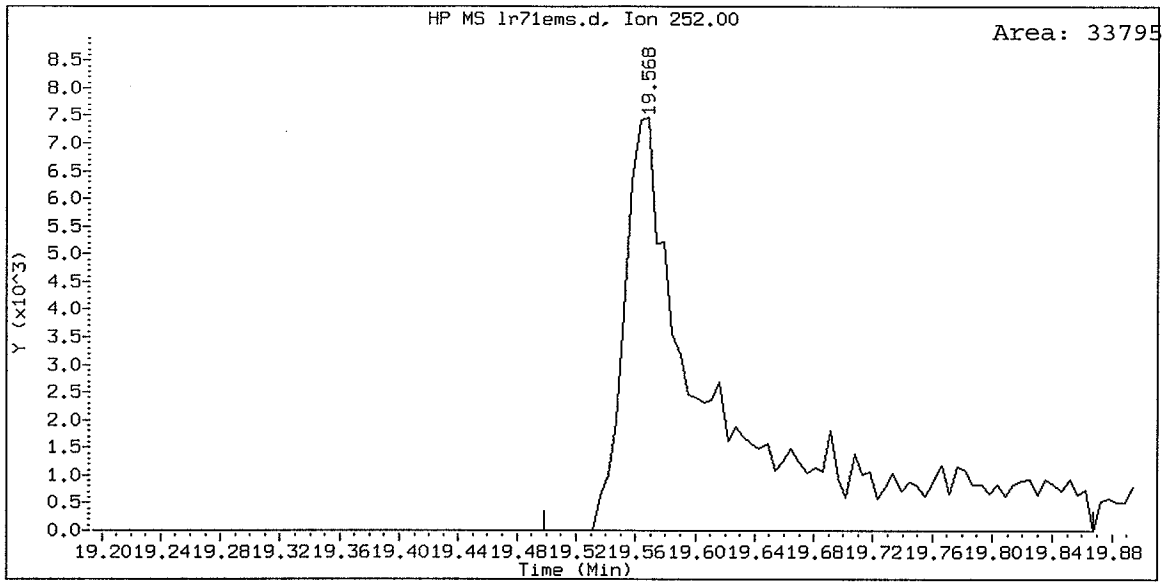

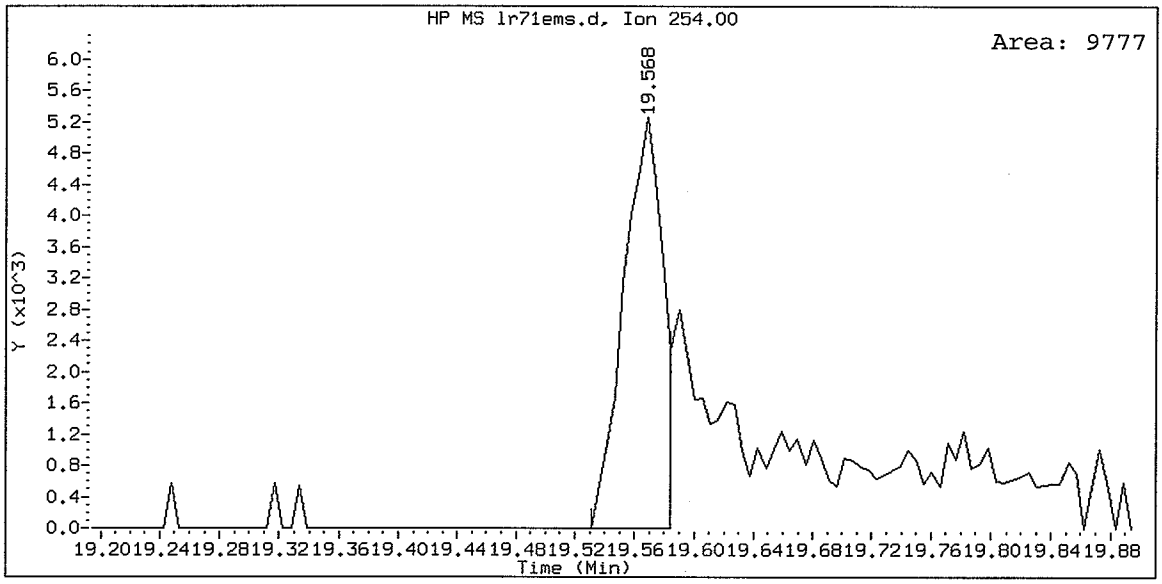

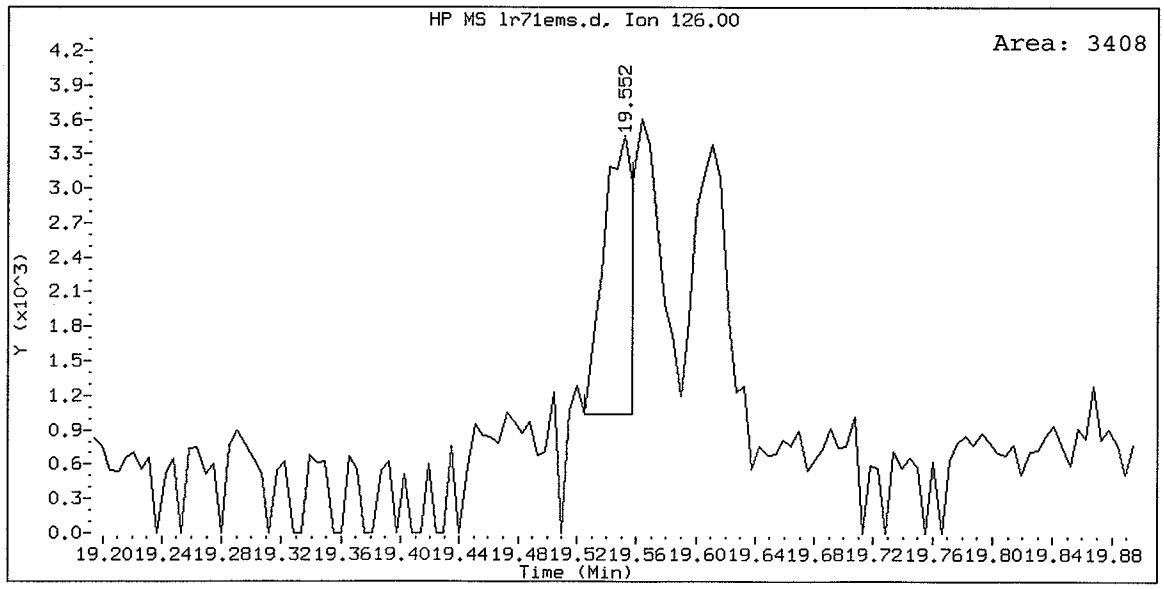

LR71EMS, /chem1/nt6.i/20071018.b/lr71ems.d
N-Nitrosodimethylamine Amount: 12.21

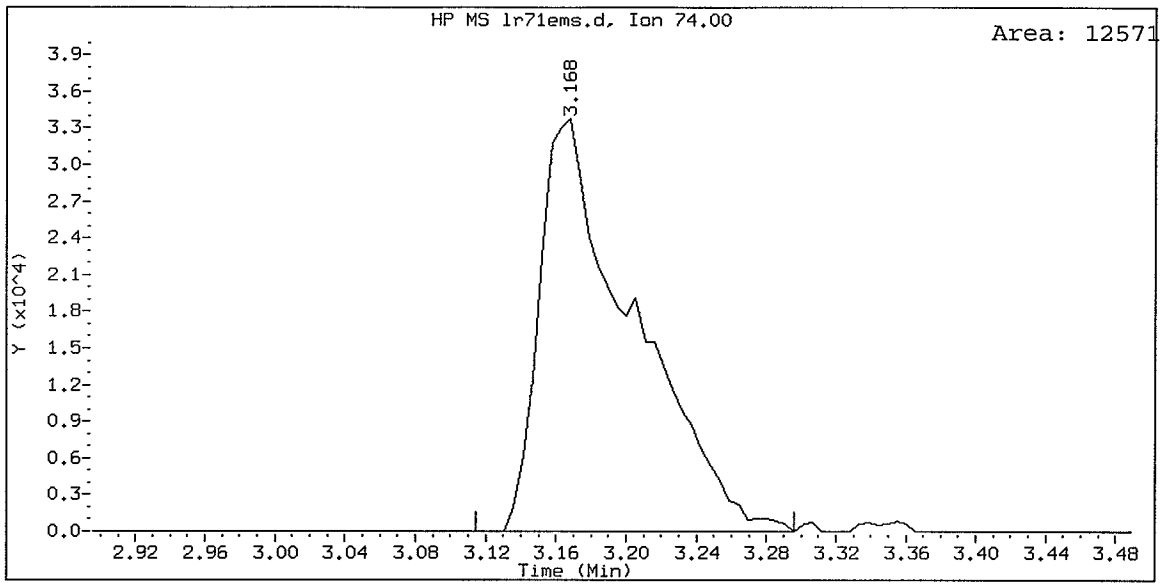

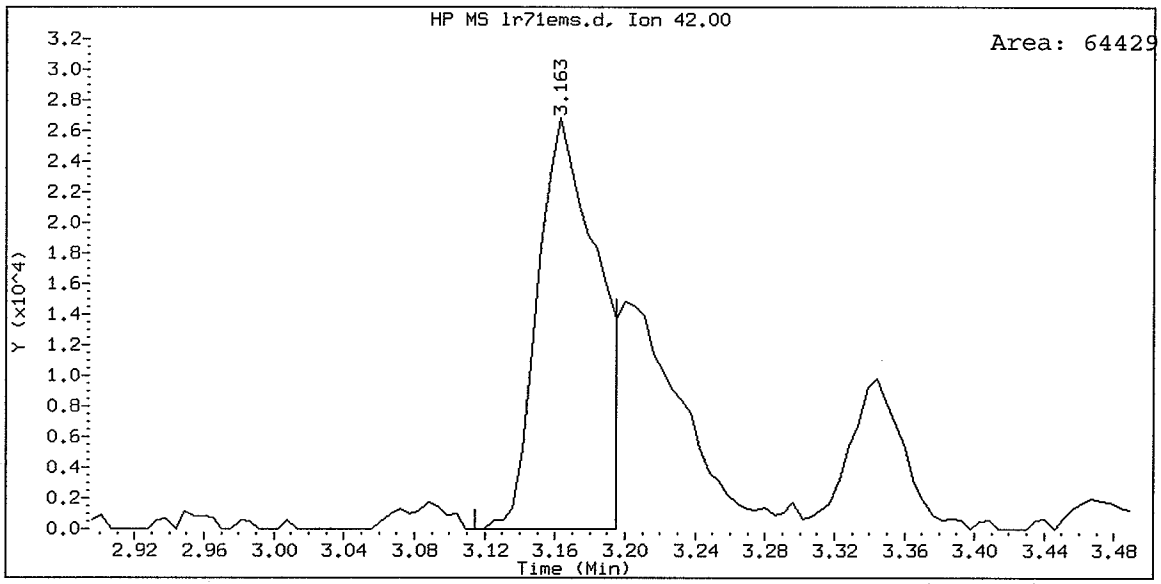

LR71EMS, /chem1/nt6.i/20071018.b/lr71ems.d
Aniline Amount: 3.42

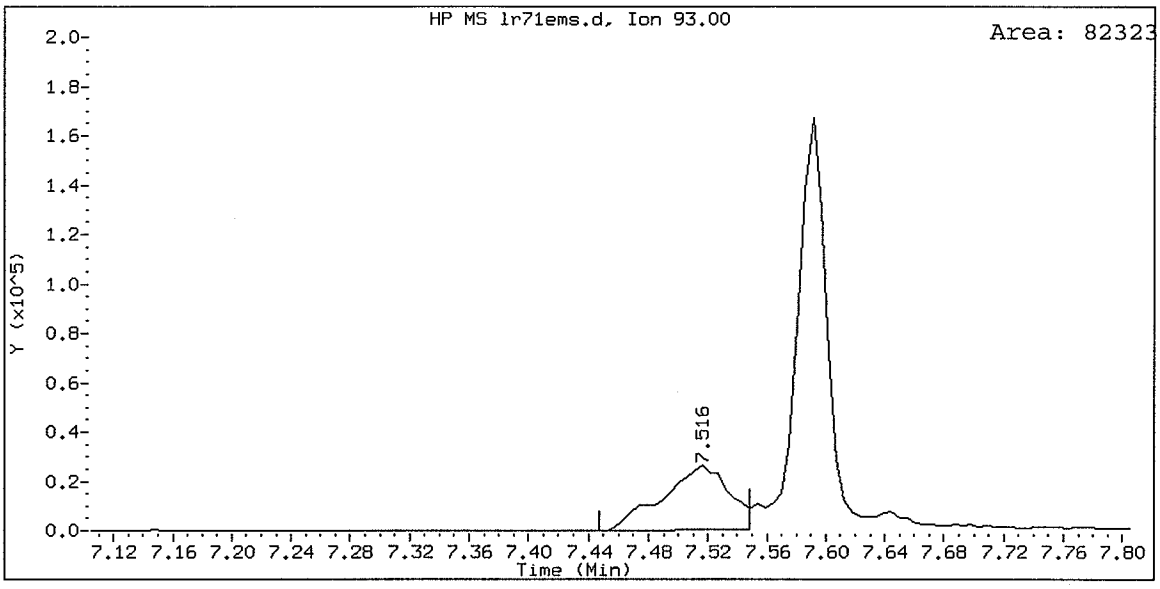

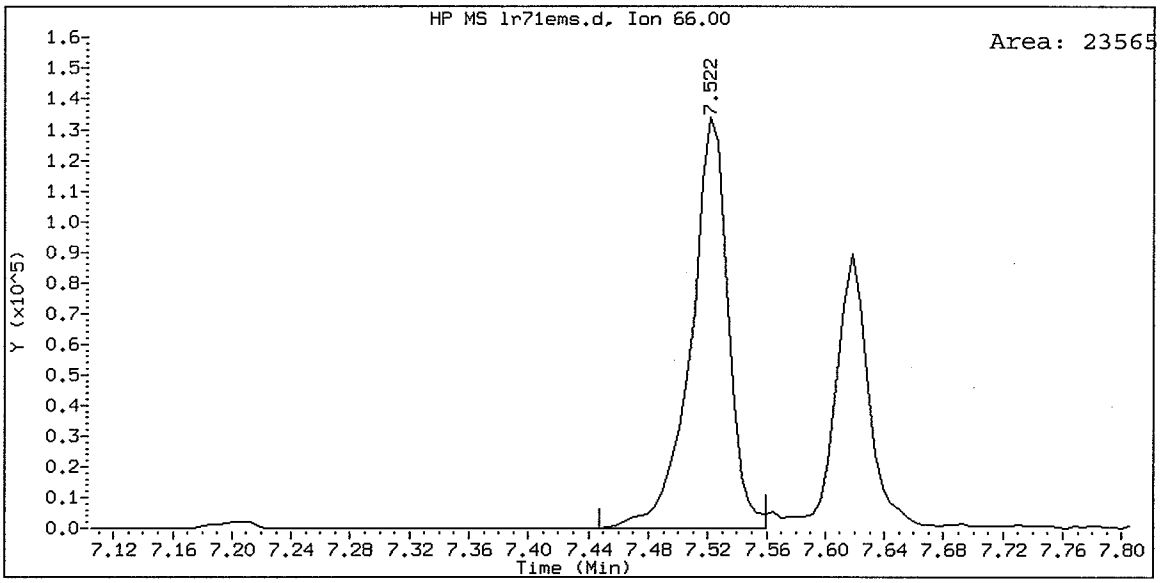

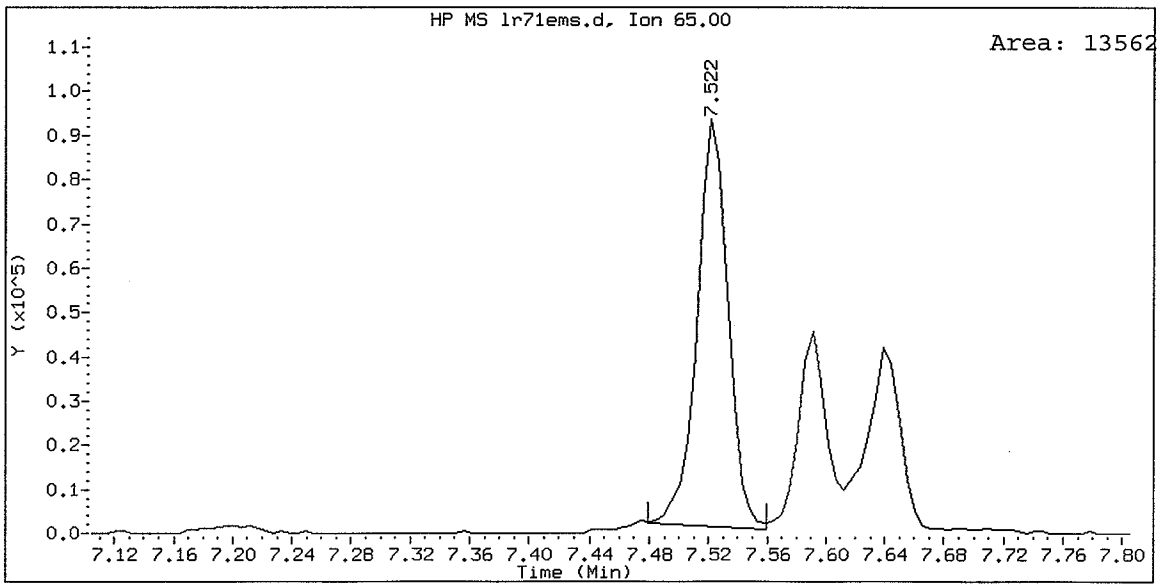

LR71EMS, /chem1/nt6.i/20071018.b/lr71ems.d
Pyridine Amount: 1.41

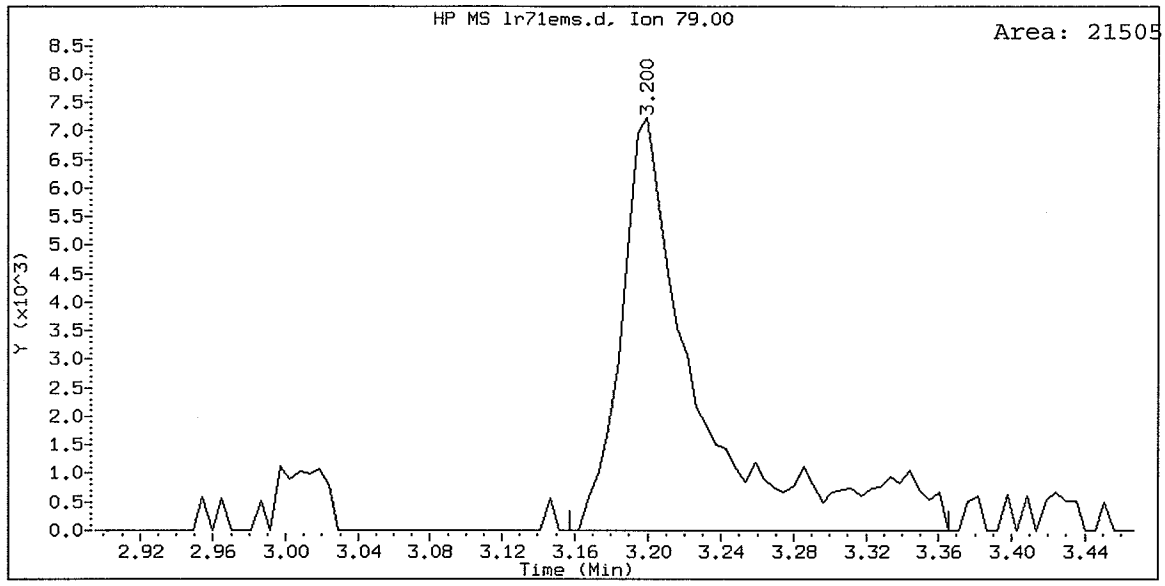

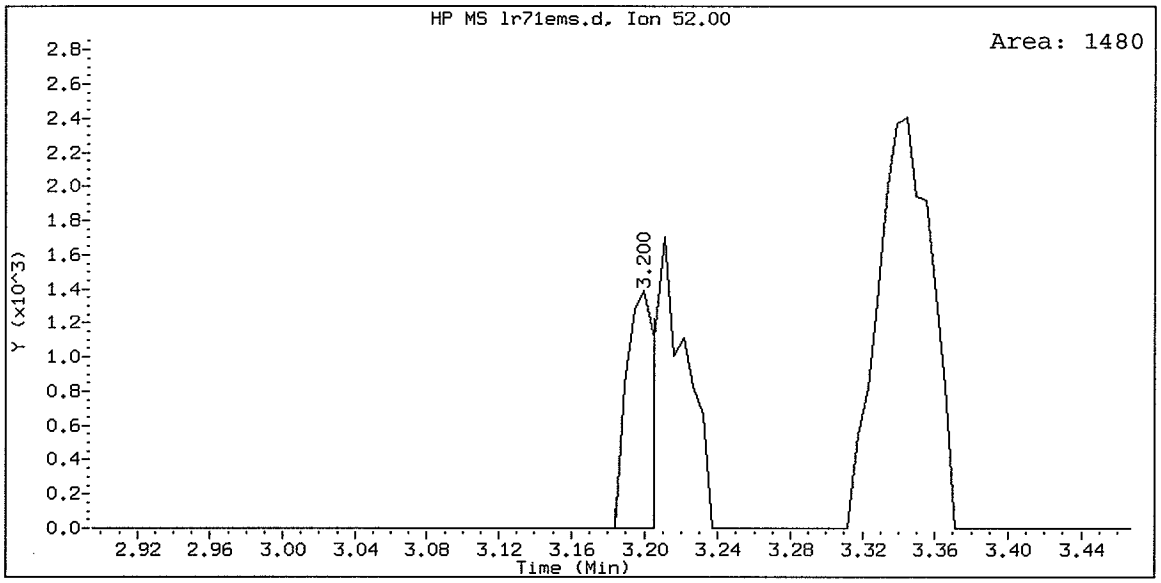

ANALYTICAL RESOURCES INCORPORATED

ORGANICS ANALYSIS DATA SHEET
PSDDA Semivolatiles by SW8270D GC/MS

Sample ID: AN-SS-10-070928
MATRIX SPIKE DUPLICATE

Lab Sample ID: LR71E
LIMS ID: 07-20770
Matrix: Sediment
Data Release Authorized:
Reported: 01/25/08

QC Report No: LR71-Anchor Environmental, LLC
Project: Kimberly Clark Anacortes
NA
Date Sampled: 09/28/07
Date Received: 09/29/07

Date Extracted: 10/10/07
Date Analyzed: 10/18/07 18:03
Instrument/Analyst: NT6/LJR
GPC Cleanup: Yes

Sample Amount: 50.3 g-dry-wt
Final Extract Volume: 1.0 mL
Dilution Factor: 1.00
Percent Moisture: 22.7%

CAS Number	Analyte	RL	Result
108-95-2	Phenol	20	---
541-73-1	1,3-Dichlorobenzene	20	---
106-46-7	1,4-Dichlorobenzene	20	---
100-51-6	Benzyl Alcohol	20	---
95-50-1	1,2-Dichlorobenzene	20	---
95-48-7	2-Methylphenol	20	---
106-44-5	4-Methylphenol	20	---
67-72-1	Hexachloroethane	20	---
105-67-9	2,4-Dimethylphenol	20	---
65-85-0	Benzoic Acid	200	---
120-82-1	1,2,4-Trichlorobenzene	20	---
91-20-3	Naphthalene	20	---
87-68-3	Hexachlorobutadiene	20	---
91-57-6	2-Methylnaphthalene	20	---
131-11-3	Dimethylphthalate	20	---
208-96-8	Acenaphthylene	20	---
83-32-9	Acenaphthene	20	---
132-64-9	Dibenzofuran	20	---
84-66-2	Diethylphthalate	20	---
86-73-7	Fluorene	20	---
86-30-6	N-Nitrosodiphenylamine	20	---
118-74-1	Hexachlorobenzene	20	---
87-86-5	Pentachlorophenol	99	---
85-01-8	Phenanthrene	20	---
120-12-7	Anthracene	20	---
84-74-2	Di-n-Butylphthalate	20	---
206-44-0	Fluoranthene	20	---
129-00-0	Pyrene	20	---
85-68-7	Butylbenzylphthalate	20	---
56-55-3	Benzo(a)anthracene	20	---
117-81-7	bis(2-Ethylhexyl)phthalate	20	---
218-01-9	Chrysene	20	---
117-84-0	Di-n-Octyl phthalate	20	---
205-99-2	Benzo(b)fluoranthene	20	---
207-08-9	Benzo(k)fluoranthene	20	---
50-32-8	Benzo(a)pyrene	20	---
193-39-5	Indeno(1,2,3-cd)pyrene	20	---
53-70-3	Dibenz(a,h)anthracene	20	---
191-24-2	Benzo(g,h,i)perylene	20	---

ANALYTICAL RESOURCES INCORPORATED

ORGANICS ANALYSIS DATA SHEET
PSDDA Semivolatiles by SW8270D GC/MS

Sample ID: AN-SS-10-070928
MATRIX SPIKE DUPLICATE

Lab Sample ID: LR71E
LIMS ID: 07-20770
Matrix: Sediment
Date Analyzed: 10/18/07 18:03

QC Report No: LR71-Anchor Environmental, LLC
Project: Kimberly Clark Anacortes
NA

CAS Number	Analyte	RL	Result
90-12-0	1-Methylnaphthalene	20	---

Reported in µg/kg (ppb)

Semivolatile Surrogate Recovery

d5-Nitrobenzene	52.8%	2-Fluorobiphenyl	52.4%
d14-p-Terphenyl	64.8%	d4-1,2-Dichlorobenzene	50.4%
d5-Phenol	55.7%	2-Fluorophenol	61.9%
2,4,6-Tribromophenol	63.5%	d4-2-Chlorophenol	54.9%

Analytical Resources, Inc.

Semivolatile Report SW846 Method 8270D

Data file : /chem1/nt6.i/20071018.b/lr71emd.d
Lab Smp Id: LR71EMSD Client Smp ID: AN-SS-10-070928 MSD
Inj Date : 18-OCT-2007 18:03
Operator : LJR/VTS Inst ID: nt6.i
Smp Info : LR71EMSD
Misc Info : 07-20770
Comment : 1ul Injection
Method : /chem1/nt6.i/20071018.b/SW846.m
Meth Date : 25-Oct-2007 15:31 jeff Quant Type: ISTD
Cal Date : 01-OCT-2007 13:12 Cal File: 0051001.d
Als bottle: 14 QC Sample: MSD
Dil Factor: 1.00000
Integrator: HP RTE Compound Sublist: PSDDA.sub
Target Version: 3.50

LJR 10/25/07

Concentration Formula: Amt * DF * Vt/(Ws * (100 - M)/100) * CpndVariable

Name	Value	Description
DF	1.00000	Dilution Factor
Vt	1000.00000	Volume of final extract (uL)
Ws	65.00000	Weight of sample extracted (g)
M	22.70000	% Moisture

Cpnd Variable Local Compound Variable

	Compounds	QUANT SIG MASS	RT	EXP RT	REL RT	RESPONSE	CONCENTRATIONS ON-COLUMN (ug/mL)	CONCENTRATIONS FINAL (ug/kg)
$ 1	2-Fluorophenol	112	5.968	5.917	(0.754)	329953	23.1713	461.2
$ 2	Phenol-d5	99	7.502	7.488	(0.948)	379711	20.8742	415.4
3	Phenol	94	7.523	7.504	(0.951)	322807	14.3192	285.0
$ 5	2-Chlorophenol-d4	132	7.614	7.600	(0.962)	249172	20.5667	409.3
4	Bis(2-Chloroethyl)ether	93	7.587	7.579	(0.959)	210425	13.8119	274.9
6	2-Chlorophenol	128	7.640	7.627	(0.966)	187922	13.8563	275.8
7	1,3-Dichlorobenzene	146	7.849	7.840	(0.992)	187147	12.4187	247.2
* 8	1,4-Dichlorobenzene-d4	152	7.913	7.904	(1.000)	193234	20.0000	
9	1,4-Dichlorobenzene	146	7.940	7.931	(1.003)	189311	12.1817	242.4
$ 10	1,2-Dichlorobenzene-d4	152	8.212	8.204	(1.038)	114776	12.6334	251.4
12	1,2-Dichlorobenzene	146	8.233	8.225	(1.040)	178405	12.2067	242.9
11	Benzyl alcohol	108	8.207	8.198	(1.037)	270873	30.7299	611.6
14	2,2'-oxybis(1-Chloropropane)	45	8.469	8.465	(1.070)	190767	13.5689	270.1
13	2-Methylphenol	108	8.452	8.439	(1.068)	185341	14.3055	284.7
17	Hexachloroethane	117	8.725	8.716	(1.103)	79651	11.6034	230.9

	Compounds	QUANT SIG MASS	RT	EXP RT	REL RT	RESPONSE	CONCENTRATIONS ON-COLUMN (ug/mL)	FINAL (ug/kg)
	16 N-Nitroso-di-n-propylamine	70	8.688	8.679	(1.098)	180664	13.2970	264.6
	15 4-Methylphenol	108	8.693	8.674	(1.099)	414125	30.5180	607.4
$	18 Nitrobenzene-d5	82	8.848	8.845	(0.887)	256266	13.1575	261.9
	19 Nitrobenzene	77	8.880	8.871	(0.891)	263467	12.6036	250.8
	20 Isophorone	82	9.270	9.261	(0.930)	451325	14.6625	291.8
	21 2-Nitrophenol	139	9.398	9.395	(0.943)	90711	12.9755	258.2
	22 2,4-Dimethylphenol	107	9.526	9.518	(0.956)	202202	12.6585	251.9
	23 Bis(2-Chloroethoxy)methane	93	9.670	9.662	(0.970)	234611	13.7510	273.7
	24 Benzoic acid	105	9.708	9.785	(0.974)	169518	15.5487	309.5 (R)
	25 2,4-Dichlorophenol	162	9.788	9.780	(0.982)	140079	13.2306	263.3
	26 1,2,4-Trichlorobenzene	180	9.916	9.908	(0.995)	159263	12.3390	245.6
*	27 Naphthalene-d8	136	9.970	9.961	(1.000)	606199	20.0000	
	28 Naphthalene	128	10.002	9.999	(1.003)	488078	13.0619	260.0
	29 4-Chloroaniline	127	10.167	10.143	(1.020)	70886	4.90395	97.60 (RM)
	30 Hexachlorobutadiene	225	10.328	10.319	(1.036)	103228	11.9908	238.6
	31 4-Chloro-3-methylphenol	107	10.985	10.971	(1.102)	178217	14.4096	286.8
	32 2-Methylnaphthalene	141	11.129	11.126	(1.116)	264874	14.1076	280.8
	33 Hexachlorocyclopentadiene	237	11.519	11.510	(0.896)	73489	9.11886	181.5 (R)
	34 2,4,6-Trichlorophenol	196	11.658	11.644	(0.907)	109658	12.2417	243.6
	35 2,4,5-Trichlorophenol	196	11.717	11.703	(0.911)	116660	13.4458	267.6
$	36 2-Fluorobiphenyl	172	11.786	11.777	(0.917)	368875	13.0571	259.9
	37 2-Chloronaphthalene	162	11.914	11.906	(0.927)	299283	12.3303	245.4 (R)
	38 2-Nitroaniline	65	12.155	12.141	(0.946)	144025	13.2489	263.7
	39 Dimethylphthalate	163	12.534	12.525	(0.975)	359813	14.6499	291.6
	40 Acenaphthylene	152	12.598	12.584	(0.980)	478171	12.8518	255.8
	41 2,6-Dinitrotoluene	165	12.625	12.616	(0.982)	78014	12.7700	254.2
*	42 Acenaphthene-d10	164	12.854	12.841	(1.000)	362845	20.0000	
	43 3-Nitroaniline	138	12.838	12.825	(0.999)	75981	13.0243	259.2 (R)
	44 Acenaphthene	153	12.902	12.894	(1.004)	308006	13.1162	261.0
	45 2,4-Dinitrophenol	184	13.004	12.995	(1.012)	155993	34.4734	686.1
	46 Dibenzofuran	168	13.164	13.156	(1.024)	468404	14.2376	283.4
	47 4-Nitrophenol	109	13.159	13.145	(1.024)	79481	14.9042	296.6
	48 2,4-Dinitrotoluene	165	13.255	13.241	(1.031)	101812	13.7012	272.7
	50 Diethylphthalate	149	13.698	13.695	(1.066)	373895	15.0591	299.7
	49 Fluorene	166	13.725	13.711	(1.068)	359007	13.8157	275.0
	51 4-Chlorophenyl-phenylether	204	13.757	13.743	(1.070)	193930	13.3928	266.6
	52 4-Nitroaniline	138	13.837	13.823	(1.076)	34210	6.55203	130.4 (R)
	53 4,6-Dinitro-2-methylphenol	198	13.912	13.904	(0.913)	208793	33.2975	662.7
	54 N-Nitrosodiphenylamine	169	13.960	13.952	(0.916)	234183	14.8369	295.3
$	55 2,4,6-Tribromophenol	330	14.153	14.139	(1.101)	83837	23.8149	474.0
	56 4-Bromophenyl-phenylether	248	14.537	14.529	(0.954)	108167	12.6230	251.2
	57 Hexachlorobenzene	284	14.756	14.742	(0.968)	111929	12.8384	255.5
	58 Pentachlorophenol	266	15.055	15.047	(0.988)	52412	9.58108	190.7 (R)
*	59 Phenanthrene-d10	188	15.237	15.223	(1.000)	619131	20.0000	
	60 Phenanthrene	178	15.274	15.261	(1.002)	594904	14.9760	298.1
	61 Anthracene	178	15.344	15.335	(1.007)	467095	11.7433	233.7 (R)
	62 Carbazole	167	15.638	15.624	(1.026)	508375	14.3686	286.0

	Compounds	QUANT SIG MASS	RT	EXP RT	REL RT	RESPONSE	CONCENTRATIONS ON-COLUMN (ug/mL)	FINAL (ug/kg)
63	Di-n-butylphthalate	149	16.370	16.350	(1.074)	659199	15.9789	318.0
64	Fluoranthene	202	17.219	17.205	(1.130)	880576	19.3844	385.8
65	Pyrene	202	17.577	17.563	(0.898)	873090	17.8057	354.4
$ 66	Terphenyl-d14	244	17.897	17.884	(0.915)	498156	16.2309	323.0
67	Butylbenzylphthalate	149	18.790	18.776	(0.960)	325881	15.1145	300.8
68	Benzo(a)anthracene	228	19.548	19.529	(0.999)	719606	13.4523	267.7
* 69	Chrysene-d12	240	19.569	19.556	(1.000)	682731	20.0000	
70	3,3'-Dichlorobenzidine	252	19.564	19.545	(1.000)	20816	0.95080	18.92 (RM)
71	Chrysene	228	19.612	19.598	(1.002)	708225	14.7328	293.2
72	bis(2-Ethylhexyl)phthalate	149	19.799	19.785	(0.955)	501584	16.4983	328.4
* 134	Di-n-octylphthalate-d4	153	20.734	20.720	(1.000)	1005443	20.0000	
73	Di-n-octylphthalate	149	20.739	20.731	(1.000)	863128	14.8828	296.2
74	Benzo(b)fluoranthene	252	21.209	21.190	(0.976)	703252	17.4537	347.4
75	Benzo(k)fluoranthene	252	21.236	21.228	(0.977)	747996	17.5492	349.3
76	Benzo(a)pyrene	252	21.653	21.639	(0.996)	551869	14.9204	297.0
* 77	Perylene-d12	264	21.733	21.719	(1.000)	561100	20.0000	
78	Indeno(1,2,3-cd)pyrene	276	23.223	23.215	(1.069)	364566	8.31091	165.4 (R)
79	Dibenzo(a,h)anthracene	278	23.250	23.236	(1.070)	335719	9.10924	181.3
80	Benzo(g,h,i)perylene	276	23.629	23.616	(1.087)	210090	4.78937	95.32 (R)
90	N-Nitrosodimethylamine	74	3.164	3.139	(0.400)	129981	11.7492	233.8
91	Aniline	93	7.523	7.456	(0.951)	64024	2.47411	49.24
93	Benzidine	184	Compound Not Detected.					
103	Pyridine	79	3.201	3.118	(0.405)	15774	0.96322	19.17 (M)
105	1-methylnaphthalene	141	11.305	11.297	(1.134)	266311	14.2235	283.1
111	Azobenzene (1,2-DP-Hydrazine)	77	14.008	14.000	(1.090)	480954	13.3072	264.8

QC Flag Legend

R - Spike/Surrogate failed recovery limits.
M - Compound response manually integrated.

Analytical Resources, Inc.

INTERNAL STANDARD COMPOUNDS
AREA AND RT SUMMARY

Instrument ID: nt6.i
Lab File ID: lr71emd.d
Lab Smp Id: LR71EMSD
Analysis Type: SV
Quant Type: ISTD
Operator: LJR/VTS
Method File: /chem1/nt6.i/20071018.b/SW846.m
Misc Info: 07-20770

Calibration Date: 18-OCT-2007
Calibration Time: 10:07
Client Smp ID: AN-SS-10-070928
Level: LOW
Sample Type: Sediment

Test Mode:
Use Initial Calibration Level 4.

		AREA LIMIT			
COMPOUND	STANDARD	LOWER	UPPER	SAMPLE	%DIFF
8 1,4-Dichlorobenze	212076	106038	424152	193234	-8.88
27 Naphthalene-d8	656578	328289	1313156	606199	-7.67
42 Acenaphthene-d10	353705	176852	707410	362845	2.58
59 Phenanthrene-d10	526440	263220	1052880	619131	17.61
69 Chrysene-d12	581923	290962	1163846	682731	17.32
134 Di-n-octylphthala	979097	489548	1958194	1005443	2.69
77 Perylene-d12	686531	343266	1373062	561100	-18.27

		RT LIMIT			
COMPOUND	STANDARD	LOWER	UPPER	SAMPLE	%DIFF
8 1,4-Dichlorobenze	7.90	7.40	8.40	7.91	0.11
27 Naphthalene-d8	9.96	9.46	10.46	9.97	0.09
42 Acenaphthene-d10	12.84	12.34	13.34	12.85	0.11
59 Phenanthrene-d10	15.22	14.72	15.72	15.24	0.09
69 Chrysene-d12	19.56	19.06	20.06	19.57	0.07
134 Di-n-octylphthala	20.72	20.22	21.22	20.73	0.07
77 Perylene-d12	21.72	21.22	22.22	21.73	0.06

AREA UPPER LIMIT = +100% of internal standard area.
AREA LOWER LIMIT = - 50% of internal standard area.
RT UPPER LIMIT = + 0.50 minutes of internal standard RT.
RT LOWER LIMIT = - 0.50 minutes of internal standard RT.

Analytical Resources, Inc.

RECOVERY REPORT

Client Name: Anchor
Sample Matrix: SOLID
Lab Smp Id: LR71EMSD
Level: LOW
Data Type: MS DATA
SpikeList File: PSDDALCS.spk
Sublist File: PSDDA.sub
Method File: /chem1/nt6.i/20071018.b/SW846.m
Misc Info: 07-20770

Client SDG: LR71
Fraction: SV
Client Smp ID: AN-SS-10-070928 MSD
Operator: LJR/VTS
SampleType: MSD
Quant Type: ISTD

SPIKE COMPOUND	CONC ADDED ug/kg	CONC RECOVERED ug/kg	% RECOVERED	LIMITS
3 Phenol	497.6	285.0	57.28	45-89
4 Bis(2-Chloroethyl)	497.6	274.9	55.25	42-82
6 2-Chlorophenol	497.6	275.8	55.43	46-80
7 1,3-Dichlorobenzen	497.6	247.2	49.67	45-76
9 1,4-Dichlorobenzen	497.6	242.4	48.73	45-76
11 Benzyl alcohol	995.1	611.6	61.46	36-79
12 1,2-Dichlorobenzen	497.6	242.9	48.83	44-78
13 2-Methylphenol	497.6	284.7	57.22	47-82
14 2,2'-oxybis(1-Chlo	497.6	270.1	54.28	36-96
15 4-Methylphenol	995.1	607.4	61.04	47-86
16 N-Nitroso-di-n-pro	497.6	264.6	53.19	42-84
17 Hexachloroethane	497.6	230.9	46.41	40-77
19 Nitrobenzene	497.6	250.8	50.41	35-94
20 Isophorone	497.6	291.8	58.65	50-86
21 2-Nitrophenol	497.6	258.2	51.90	46-84
22 2,4-Dimethylphenol	497.6	251.9	50.63	30-76
23 Bis(2-Chloroethoxy	497.6	273.7	55.00	48-81
24 Benzoic acid	1493	309.5	20.73*	39-103
25 2,4-Dichlorophenol	497.6	263.3	52.92	50-85
26 1,2,4-Trichloroben	497.6	245.6	49.36	45-81
28 Naphthalene	497.6	260.0	52.25	46-80
29 4-Chloroaniline	1194	97.60	8.17*	15-79
30 Hexachlorobutadien	497.6	238.6	47.96	44-79
31 4-Chloro-3-methylp	497.6	286.8	57.64	50-89
32 2-Methylnaphthalen	497.6	280.8	56.43	49-81
33 Hexachlorocyclopen	1493	181.5	12.16*	17-98
34 2,4,6-Trichlorophe	497.6	243.6	48.97	48-89
35 2,4,5-Trichlorophe	497.6	267.6	53.78	47-91
37 2-Chloronaphthalen	497.6	245.4	49.32*	50-83
38 2-Nitroaniline	497.6	263.7	53.00	45-96
39 Dimethylphthalate	497.6	291.6	58.60	53-87
40 Acenaphthylene	497.6	255.8	51.41	51-84
41 2,6-Dinitrotoluene	497.6	254.2	51.08	49-95

SPIKE COMPOUND	CONC ADDED ug/kg	CONC RECOVERED ug/kg	% RECOVERED	LIMITS
43 3-Nitroaniline	1274	259.2	20.35*	36-92
44 Acenaphthene	497.6	261.0	52.46	51-83
45 2,4-Dinitrophenol	1493	686.1	45.96	10-191
46 Dibenzofuran	497.6	283.4	56.95	50-86
47 4-Nitrophenol	497.6	296.6	59.62	44-98
48 2,4-Dinitrotoluene	497.6	272.7	54.80	50-98
49 Fluorene	497.6	275.0	55.26	52-86
50 Diethylphthalate	497.6	299.7	60.24	55-89
51 4-Chlorophenyl-phe	497.6	266.6	53.57	51-85
52 4-Nitroaniline	497.6	130.4	26.21*	30-87
53 4,6-Dinitro-2-meth	1493	662.7	44.40	10-136
54 N-Nitrosodiphenyla	497.6	295.3	59.35	28-158
56 4-Bromophenyl-phen	497.6	251.2	50.49	50-90
57 Hexachlorobenzene	497.6	255.5	51.35	49-91
58 Pentachlorophenol	497.6	190.7	38.32*	40-100
60 Phenanthrene	497.6	298.1	59.90	51-91
61 Anthracene	497.6	233.7	46.97*	51-86
62 Carbazole	497.6	286.0	57.47	51-89
63 Di-n-butylphthalat	497.6	318.0	63.92	58-95
64 Fluoranthene	497.6	385.8	77.54	54-94
65 Pyrene	497.6	354.4	71.22	46-100
67 Butylbenzylphthala	497.6	300.8	60.46	51-99
68 Benzo(a)anthracene	497.6	267.7	53.81	52-90
70 3,3'-Dichlorobenzi	1274	18.92	1.49*	10-86
71 Chrysene	497.6	293.2	58.93	51-93
72 bis(2-Ethylhexyl)p	497.6	328.4	65.99	36-111
73 Di-n-octylphthalat	497.6	296.2	59.53	29-108
74 Benzo(b)fluoranthe	497.6	347.4	69.81	54-102
75 Benzo(k)fluoranthe	497.6	349.3	70.20	45-107
76 Benzo(a)pyrene	497.6	297.0	59.68	52-95
78 Indeno(1,2,3-cd)py	497.6	165.4	33.24*	34-105
79 Dibenzo(a,h)anthra	497.6	181.3	36.44	36-112
80 Benzo(g,h,i)peryle	497.6	95.32	19.16*	25-116

SURROGATE COMPOUND	CONC ADDED ug/kg	CONC RECOVERED ug/kg	% RECOVERED	LIMITS
$ 1 2-Fluorophenol	746.3	461.2	61.79	11-84
$ 2 Phenol-d5	746.3	415.4	55.66	25-86
$ 5 2-Chlorophenol-d4	746.3	409.3	54.84	23-91
$ 10 1,2-Dichlorobenzen	497.6	251.4	50.53	24-90
$ 18 Nitrobenzene-d5	497.6	261.9	52.63	26-88
$ 36 2-Fluorobiphenyl	497.6	259.9	52.23	34-91
$ 55 2,4,6-Tribromophen	746.3	474.0	63.51	25-107