6G

8082 INITIAL CALIBRATION OF SINGLE POINT PCBs

Lab Name: ANALYTICAL RESOURCES, INC Client: ANCHOR

ARI Job No.: LR71 Project: KIMBERLY CLARK ANACO

GC Column: ZB5 Instrument ID: ECD5

Calibration Date: 10/16/07

Aroclor-1221			
Peak	RT	RT WIN	Cal Factor
1	4.783	4.68- 4.88	0.01103
2	4.909	4.81- 5.01	0.00735
3	4.986	4.89- 5.09	0.02481

Aroclor-1232			
Peak	RT	RT WIN	Cal Factor
1	4.984	4.88- 5.08	0.02083
2	5.696	5.60- 5.80	0.01135
3	5.991	5.89- 6.09	0.03381
4	6.104	6.00- 6.20	0.01535

Aroclor-1242			
Peak	RT	RT WIN	Cal Factor
1	5.696	5.60- 5.80	0.02035
2	5.992	5.89- 6.09	0.06108
3	6.104	6.00- 6.20	0.02703
4	6.735	6.64- 6.84	0.02587

Aroclor-1248			
Peak	RT	RT WIN	Cal Factor
1	5.992	5.89- 6.09	0.04459
2	6.105	6.01- 6.21	0.01697
3	6.357	6.26- 6.46	0.02646
4	6.736	6.64- 6.84	0.03898
5	7.074	6.97- 7.17	0.05159

6G

8082 INITIAL CALIBRATION OF SINGLE POINT PCBs

Lab Name: ANALYTICAL RESOURCES, INC Client: ANCHOR

ARI Job No.: LR71 Project: KIMBERLY CLARK ANACO

GC Column: ZB5 Instrument ID: ECD5

Calibration Date: 10/16/07

Aroclor-1254			
Peak	RT	RT WIN	Cal Factor
1	7.323	7.22- 7.42	0.05698
2	7.632	7.53- 7.73	0.03508
3	7.745	7.64- 7.84	0.06971
4	8.032	7.93- 8.13	0.07503
5	8.336	8.24- 8.44	0.04408

Aroclor-1262			
Peak	RT	RT WIN	Cal Factor
1	9.050	8.95- 9.15	0.16322
2	9.350	9.25- 9.45	0.41124
3	9.691	9.59- 9.79	0.12567
4	9.842	9.74- 9.94	0.18037
5	10.386	10.29-10.49	0.13678

Aroclor-1268			
Peak	RT	RT WIN	Cal Factor
1	9.778	9.68- 9.88	0.45433
2	9.838	9.74- 9.94	0.43186
3	10.161	10.06-10.26	0.36536
4	10.800	10.70-10.90	0.97790

6G

8082 INITIAL CALIBRATION OF SINGLE POINT PCBs

Lab Name: ANALYTICAL RESOURCES, INC Client: ANCHOR

ARI Job No.: LR71 Project: KIMBERLY CLARK ANACO

GC Column: ZB35 Instrument ID: ECD5

Calibration Date: 10/16/07

Aroclor-1221			
Peak	RT	RT WIN	Cal Factor
1	5.066	4.97- 5.17	0.01301
2	5.240	5.14- 5.34	0.00750
3	5.323	5.22- 5.42	0.02287
4	5.836	5.74- 5.94	0.00925

Aroclor-1232			
Peak	RT	RT WIN	Cal Factor
1	5.323	5.22- 5.42	0.01941
2	5.825	5.73- 5.93	0.01949
3	6.294	6.19- 6.39	0.03686
4	6.590	6.49- 6.69	0.00923

Aroclor-1242			
Peak	RT	RT WIN	Cal Factor
1	5.323	5.22- 5.42	0.01612
2	5.824	5.72- 5.92	0.03153
3	6.293	6.19- 6.39	0.06573
4	6.453	6.35- 6.55	0.02628
5	7.349	7.25- 7.45	0.02517

Aroclor-1248			
Peak	RT	RT WIN	Cal Factor
1	6.291	6.19- 6.39	0.04932
2	6.656	6.56- 6.76	0.02733
3	6.990	6.89- 7.09	0.03208
4	7.349	7.25- 7.45	0.04443

6G

8082 INITIAL CALIBRATION OF SINGLE POINT PCBs

Lab Name: ANALYTICAL RESOURCES, INC Client: ANCHOR

ARI Job No.: LR71 Project: KIMBERLY CLARK ANACO

GC Column: ZB35 Instrument ID: ECD5

Calibration Date: 10/16/07

Aroclor-1254			
Peak	RT	RT WIN	Cal Factor
1	7.597	7.50- 7.70	0.04559
2	8.036	7.94- 8.14	0.03473
3	8.162	8.06- 8.26	0.07481
4	8.364	8.26- 8.46	0.07551
5	8.817	8.72- 8.92	0.04249

Aroclor-1262			
Peak	RT	RT WIN	Cal Factor
1	9.074	8.97- 9.17	0.20093
2	9.666	9.57- 9.77	0.37198
3	10.102	10.00-10.20	0.15680
4	10.157	10.06-10.26	0.24173
5	10.746	10.65-10.85	0.11865

Aroclor-1268			
Peak	RT	RT WIN	Cal Factor
1	10.101	10.00-10.20	0.37123
2	10.159	10.06-10.26	0.35255
3	10.493	10.39-10.59	0.27764
4	11.151	11.05-11.25	0.81050

Analytical Resources, Inc.

INITIAL CALIBRATION DATA

Start Cal Date : 16-OCT-2007 13:41
End Cal Date : 16-OCT-2007 16:33
Quant Method : ISTD
Origin : Disabled
Target Version : 3.50
Integrator : HP Genie
Method file : /chem2/ecd5.i/20071016.b/PCB1.m
Cal Date : 17-Oct-2007 08:58 peter
Curve Type : Average

Calibration File Names:
Level 1: /chem2/ecd5.i/20071016.b/ical-1.b/1016B003.d
Level 2: /chem2/ecd5.i/20071016.b/ical-1.b/1016B005.d
Level 3: /chem2/ecd5.i/20071016.b/ical-1.b/1016B002.d
Level 4: /chem2/ecd5.i/20071016.b/ical-1.b/1016B006.d
Level 5: /chem2/ecd5.i/20071016.b/ical-1.b/1016B004.d
Level 7: /chem2/ecd5.i/20071016.b/ical-1.b/1016B012.d

Compound	20.000 Level 1	100.000 Level 2	250.000 Level 3	500.000 Level 4	1000.000 Level 5	250.000 Level 7	RRF	% RSD
2 Aroclor-1221(1)	+++++	+++++	+++++	+++++	+++++	0.01103	0.01103	0.000
(2)	+++++	+++++	+++++	+++++	+++++	0.00735	0.00735	0.000
(3)	+++++	+++++	+++++	+++++	+++++	0.02481	0.02481	0.000
3 Aroclor-1242(1)	+++++	+++++	+++++	+++++	+++++	0.02035	0.02035	0.000
(2)	+++++	+++++	+++++	+++++	+++++	0.06108	0.06108	0.000
(3)	+++++	+++++	+++++	+++++	+++++	0.02703	0.02703	0.000
(4)	+++++	+++++	+++++	+++++	+++++	0.02587	0.02587	0.000
4 Aroclor-1232(1)	+++++	+++++	+++++	+++++	+++++	0.02083	0.02083	0.000
(2)	+++++	+++++	+++++	+++++	+++++	0.01135	0.01135	0.000
(3)	+++++	+++++	+++++	+++++	+++++	0.03381	0.03381	0.000
(4)	+++++	+++++	+++++	+++++	+++++	0.01535	0.01535	0.000
7 Aroclor-1016(1)	0.03249	0.02521	0.02454	0.02157	0.02244	+++++	0.02525	17.072
(2)	0.09052	0.07531	0.07383	0.06828	0.07363	+++++	0.07631	10.977
(3)	0.04274	0.03341	0.03279	0.02848	0.03002	+++++	0.03349	16.578
(4)	0.02560	0.02040	0.02008	0.01774	0.01886	+++++	0.02053	14.711
6 Aroclor-1248(1)	+++++	+++++	+++++	+++++	+++++	0.04459	0.04459	0.000
(2)	+++++	+++++	+++++	+++++	+++++	0.01697	0.01697	0.000
(3)	+++++	+++++	+++++	+++++	+++++	0.02646	0.02646	0.000
(4)	+++++	+++++	+++++	+++++	+++++	0.03898	0.03898	0.000
(5)	+++++	+++++	+++++	+++++	+++++	0.05159	0.05159	0.000
8 Aroclor-1254(1)	+++++	+++++	+++++	+++++	+++++	0.05698	0.05698	0.000

Analytical Resources, Inc.

INITIAL CALIBRATION DATA

Start Cal Date : 16-OCT-2007 13:41
End Cal Date : 16-OCT-2007 16:33
Quant Method : ISTD
Origin : Disabled
Target Version : 3.50
Integrator : HP Genie
Method file : /chem2/ecd5.i/20071016.b/PCB1.m
Cal Date : 17-Oct-2007 08:58 peter
Curve Type : Average

Compound	20.000 Level 1	100.000 Level 2	250.000 Level 3	500.000 Level 4	1000.000 Level 5	250.000 Level 7	RRF	RRF	% RSD
(2)	+++++	+++++	+++++	+++++	+++++	0.03508	0.03508	0.03508	0.000
(3)	+++++	+++++	+++++	+++++	+++++	0.06971	0.06971	0.06971	0.000
(4)	+++++	+++++	+++++	+++++	+++++	0.07503	0.07503	0.07503	0.000
(5)	+++++	+++++	+++++	+++++	+++++	0.04408	0.04408	0.04408	0.000
9 Aroclor-1260(1)	0.17333	0.14480	0.14297	0.12950	0.12616	+++++	0.14335	0.14335	12.997
(2)	0.14466	0.12094	0.12002	0.10931	0.11196	+++++	0.12138	0.12138	11.491
(3)	0.36933	0.31534	0.31746	0.29243	0.30357	+++++	0.31963	0.31963	9.243
(4)	0.17367	0.14279	0.14323	0.13136	0.14868	+++++	0.14794	0.14794	10.613
(5)	0.10781	0.09314	0.09409	0.08554	0.07750	+++++	0.09162	0.09162	12.290
10 Aroclor-1262(1)	+++++	+++++	+++++	+++++	+++++	0.16322	0.16322	0.16322	0.000
(2)	+++++	+++++	+++++	+++++	+++++	0.41124	0.41124	0.41124	0.000
(3)	+++++	+++++	+++++	+++++	+++++	0.12567	0.12567	0.12567	0.000
(4)	+++++	+++++	+++++	+++++	+++++	0.18037	0.18037	0.18037	0.000
(5)	+++++	+++++	+++++	+++++	+++++	0.13678	0.13678	0.13678	0.000
11 Aroclor-1268(1)	+++++	+++++	+++++	+++++	+++++	0.45433	0.45433	0.45433	0.000
(2)	+++++	+++++	+++++	+++++	+++++	0.43186	0.43186	0.43186	0.000
(3)	+++++	+++++	+++++	+++++	+++++	0.36536	0.36536	0.36536	0.000
(4)	+++++	+++++	+++++	+++++	+++++	0.97790	0.97790	0.97790	0.000
$ 1 Tetrachloro-m-xylene	1.20166	1.04829	1.04694	0.97762	0.96672	+++++	1.04824	1.04824	8.945
$ 13 Decachlorobiphenyl	3.11137	2.48412	2.41308	2.26369	2.42993	+++++	2.54044	2.54044	12.968

Analytical Resources, Inc.

INITIAL CALIBRATION DATA

Start Cal Date : 16-OCT-2007 13:41
End Cal Date : 16-OCT-2007 16:33
Quant Method : ISTD
Origin : Disabled
Target Version : 3.50
Integrator : HP Genie
Method file : /chem2/ecd5.i/20071016.b/PCB2.m
Cal Date : 17-Oct-2007 08:57 peter
Curve Type : Average

Calibration File Names:
Level 1: /chem2/ecd5.i/20071016.b/ical-2.b/1016B003.d
Level 2: /chem2/ecd5.i/20071016.b/ical-2.b/1016B005.d
Level 3: /chem2/ecd5.i/20071016.b/ical-2.b/1016B002.d
Level 4: /chem2/ecd5.i/20071016.b/ical-2.b/1016B006.d
Level 5: /chem2/ecd5.i/20071016.b/ical-2.b/1016B004.d
Level 7: /chem2/ecd5.i/20071016.b/ical-2.b/1016B012.d

Compound	20.000 Level 1	100.000 Level 2	250.000 Level 3	500.000 Level 4	1000.000 Level 5	250.000 Level 7	RRF	% RSD
1 Aroclor-1221(1)	+++++	+++++	+++++	+++++	+++++	0.01301	0.01301	0.000
(2)	+++++	+++++	+++++	+++++	+++++	0.00750	0.00750	0.000
(3)	+++++	+++++	+++++	+++++	+++++	0.02287	0.02287	0.000
(4)	+++++	+++++	+++++	+++++	+++++	0.00925	0.00925	0.000
4 Aroclor-1232(1)	+++++	+++++	+++++	+++++	+++++	0.01941	0.01941	0.000
(2)	+++++	+++++	+++++	+++++	+++++	0.01949	0.01949	0.000
(3)	+++++	+++++	+++++	+++++	+++++	0.03686	0.03686	0.000
(4)	+++++	+++++	+++++	+++++	+++++	0.00923	0.00923	0.000
3 Aroclor-1242(1)	+++++	+++++	+++++	+++++	+++++	0.01612	0.01612	0.000
(2)	+++++	+++++	+++++	+++++	+++++	0.03153	0.03153	0.000
(3)	+++++	+++++	+++++	+++++	+++++	0.06573	0.06573	0.000
(4)	+++++	+++++	+++++	+++++	+++++	0.02628	0.02628	0.000
(5)	+++++	+++++	+++++	+++++	+++++	0.02517	0.02517	0.000
6 Aroclor-1248(1)	+++++	+++++	+++++	+++++	+++++	0.04932	0.04932	0.000
(2)	+++++	+++++	+++++	+++++	+++++	0.02733	0.02733	0.000
(3)	+++++	+++++	+++++	+++++	+++++	0.03208	0.03208	0.000
(4)	+++++	+++++	+++++	+++++	+++++	0.04443	0.04443	0.000
7 Aroclor-1016(1)	0.04933	0.03983	0.03765	0.03408	0.03688	+++++	0.03955	14.762
(2)	0.09990	0.08127	0.07993	0.07444	0.08250	+++++	0.08361	11.497
(3)	0.04066	0.03318	0.03206	0.02924	0.03176	+++++	0.03338	12.932
(4)	0.03215	0.02558	0.02502	0.02341	0.02494	+++++	0.02622	13.015

Analytical Resources, Inc.

INITIAL CALIBRATION DATA

Start Cal Date : 16-OCT-2007 13:41
End Cal Date : 16-OCT-2007 16:33
Quant Method : ISTD
Origin : Disabled
Target Version : 3.50
Integrator : HP Genie
Method file : /chem2/ecd5.i/20071016.b/PCB2.m
Cal Date : 17-Oct-2007 08:57 peter
Curve Type : Average

Compound	20.000 Level 1	100.000 Level 2	250.000 Level 3	500.000 Level 4	1000.000 Level 5	250.000 Level 7	RRF	% RSD
8 Aroclor-1254(1)	+++++	+++++	+++++	+++++	+++++	0.04559	0.04559	0.000
(2)	+++++	+++++	+++++	+++++	+++++	0.03473	0.03473	0.000
(3)	+++++	+++++	+++++	+++++	+++++	0.07481	0.07481	0.000
(4)	+++++	+++++	+++++	+++++	+++++	0.07551	0.07551	0.000
(5)	+++++	+++++	+++++	+++++	+++++	0.04249	0.04249	0.000
10 Aroclor-1262(1)	+++++	+++++	+++++	+++++	+++++	0.20093	0.20093	0.000
(2)	+++++	+++++	+++++	+++++	+++++	0.37198	0.37198	0.000
(3)	+++++	+++++	+++++	+++++	+++++	0.15680	0.15680	0.000
(4)	+++++	+++++	+++++	+++++	+++++	0.24173	0.24173	0.000
(5)	+++++	+++++	+++++	+++++	+++++	0.11865	0.11865	0.000
9 Aroclor-1260(1)	0.15765	0.12362	0.12302	0.10808	0.10330	+++++	0.12313	17.285
(2)	0.08605	0.06917	0.06988	0.06068	0.06278	+++++	0.06971	14.288
(3)	0.36847	0.27949	0.28955	0.26176	0.27017	+++++	0.29389	14.620
(4)	0.09697	0.08064	0.07926	0.07222	0.06801	+++++	0.07942	13.959
(5)	0.21450	0.17720	0.18215	0.16707	0.17452	+++++	0.18309	10.043
11 Aroclor-1268(1)	+++++	+++++	+++++	+++++	+++++	0.37123	0.37123	0.000
(2)	+++++	+++++	+++++	+++++	+++++	0.35255	0.35255	0.000
(3)	+++++	+++++	+++++	+++++	+++++	0.27764	0.27764	0.000
(4)	+++++	+++++	+++++	+++++	+++++	0.81050	0.81050	0.000
$ 2 Tetrachloro-m-xylene	1.12879	1.01925	1.05943	1.01638	1.03544	+++++	1.05186	4.400
$ 13 Decachlorobiphenyl	1.96423	1.84017	1.94632	1.84305	2.01259	+++++	1.92127	3.990

Analytical Resources Inc.
Dual Column PCB Quantitation Report

Data file 1: 20071016.b/ical-1.b/1016B001.d
Data file 2: 20071016.b/ical-2.b/1016B001.d
Method: /chem2/ecd5.i/20071016.b/PCB1.m
Compound Sublist: PCB
Instrument, Inj. Vol.: ecd5.i, 2ul
Quant Method: Internal Std

ARI ID: IB
Client ID:
Injection Date: 16-OCT-2007 13:24
Report Date: 10/17/2007 08:58
Matrix: SOIL
Dilution Factor: 1.000

ZB5 Col RT	ZB5 Col Shift	ZB5 Col Response	ZB35 Col RT	ZB35 Col Shift	ZB35 Col Response	ZB5 on col	ZB35 on col	RPD	Compound/Flag
4.537	0.014	16069352	4.607	0.002	10873651	41.3	41.7	1.1	Tetrachloro-m-xylene
11.143	0.007	11626986	11.501	0.005	6431236	39.3	42.7	8.3	Decachlorobiphenyl

* Indicates RPD > 40%
M Indicates Column 1 peak was manually integrated
N Indicates Column 2 peak was manually integrated

SURROGATE PERCENT RECOVERY

SURROGATE	Col1	Col2
Tetrachloro-m-xylene	103.3	104.4
Decachlorobiphenyl	98.3	106.8

INTERNAL STANDARD SUMMARY

Column 1

Standard Cpnd	Standard Area*	Sample Area	%D
Bromo-Nitrobenzene	31569414	29692546	-5.9
Hexabromobiphenyl	9983366	9310326	-6.7

Column 2

Standard Cpnd	Standard Area*	Sample Area	%D
Bromo-Nitrobenzene	20324893	19808511	-2.5
Hexabromobiphenyl	6610345	6267398	-5.2

* Standard Areas taken from Initial Cal Level 3
Initial Calibration Date: 16-OCT-2007
<- Indicates standard response outside Limits (-50 to +100%)

Aroclor	Peak#	RT	ZB5 Col Shift	Area	Amount	Peak#	ZB35 Col RT	Shift	Area	Amount
Aroclor-1016	1	---			0.0	1	---			0.0
Aroclor-1016	2	---			0.0	2	---			0.0
Aroclor-1016	3	---			0.0	3	---			0.0
Aroclor-1016	4	---			0.0	4	---			0.0
Col1Ave: <3 Quant Peaks						Col2Ave: <3 Quant Peaks				
Aroclor-1221	1	4.765	-0.018	13493	3.3	1	---			0.0
Aroclor-1221	2	4.926	0.017	135530	49.7	2	---			0.0
Aroclor-1221	3	4.930	-0.056	151090	16.4	3	---			0.0
Aroclor-1221	NS	---			----	4	---			0.0
Total Col1Ave (3 peaks):					23.1	Col2Ave: <3 Quant Peaks				
Aroclor-1232	1	---			0.0	1	---			0.0
Aroclor-1232	2	---			0.0	2	---			0.0
Aroclor-1232	3	---			0.0	3	---			0.0
Aroclor-1232	4	---			0.0	4	---			0.0
Col1Ave: <3 Quant Peaks						Col2Ave: <3 Quant Peaks				
Aroclor-1242	1	---			0.0	1	---			0.0
Aroclor-1242	2	---			0.0	2	---			0.0
Aroclor-1242	3	---			0.0	3	---			0.0
Aroclor-1242	4	---			0.0	4	---			0.0
Aroclor-1242	NS	---			----	5	---			0.0
Col1Ave: <3 Quant Peaks						Col2Ave: <3 Quant Peaks				
Aroclor-1248	1	---			0.0	1	---			0.0
Aroclor-1248	2	---			0.0	2	---			0.0
Aroclor-1248	3	---			0.0	3	---			0.0
Aroclor-1248	4	---			0.0	4	---			0.0
Aroclor-1248	5	---			0.0	NS	---			----
Col1Ave: <3 Quant Peaks						Col2Ave: <3 Quant Peaks				
Aroclor-1254	1	---			0.0	1	---			0.0
Aroclor-1254	2	---			0.0	2	---			0.0
Aroclor-1254	3	---			0.0	3	---			0.0
Aroclor-1254	4	---			0.0	4	---			0.0
Aroclor-1254	5	---			0.0	5	---			0.0
Col1Ave: <3 Quant Peaks						Col2Ave: <3 Quant Peaks				
Aroclor-1260	1	---			0.0	1	---			0.0
Aroclor-1260	2	9.140	0.091	14310	1.0	2	---			0.0
Aroclor-1260	3	9.382	0.033	17619	0.5	3	---			0.0
Aroclor-1260	4	9.654	-0.036	23120	1.3	4	---			0.0
Aroclor-1260	5	9.915	0.075	39094	3.7	5	---			0.0
Total Col1Ave (4 peaks):					1.6	Col2Ave: <3 Quant Peaks				
Aroclor-1262	1	---			0.0	1	---			0.0
Aroclor-1262	2	9.382	0.032	17619	0.4	2	---			0.0
Aroclor-1262	3	9.654	-0.037	23120	1.6	3	---			0.0
Aroclor-1262	4	---			0.0	4	---			0.0
Aroclor-1262	5	10.339	-0.047	22805	1.4	5	---			0.0
Total Col1Ave (3 peaks):					1.1	Col2Ave: <3 Quant Peaks				
Aroclor-1268	1	9.654	-0.124	23120	0.4	1	---			0.0
Aroclor-1268	2	---			0.0	2	---			0.0
Aroclor-1268	3	10.110	-0.052	54448	1.3	3	---			0.0
Aroclor-1268	4	10.825	0.026	734185	6.5	4	---			0.0
Total Col1Ave (3 peaks):					2.7	Col2Ave: <3 Quant Peaks				

Total PCB Area Col1 (4.623 - 11.035) = 2198589 Col1 Total PCB = 0.0 ppm*

Total PCB Area Col2 (4.705 - 11.396) = 3048566 Col2 Total PCB = 0.0 ppm*

* Quantitated against AR1660 0.25ppm in Ical

PCB-Form 10 Mod.

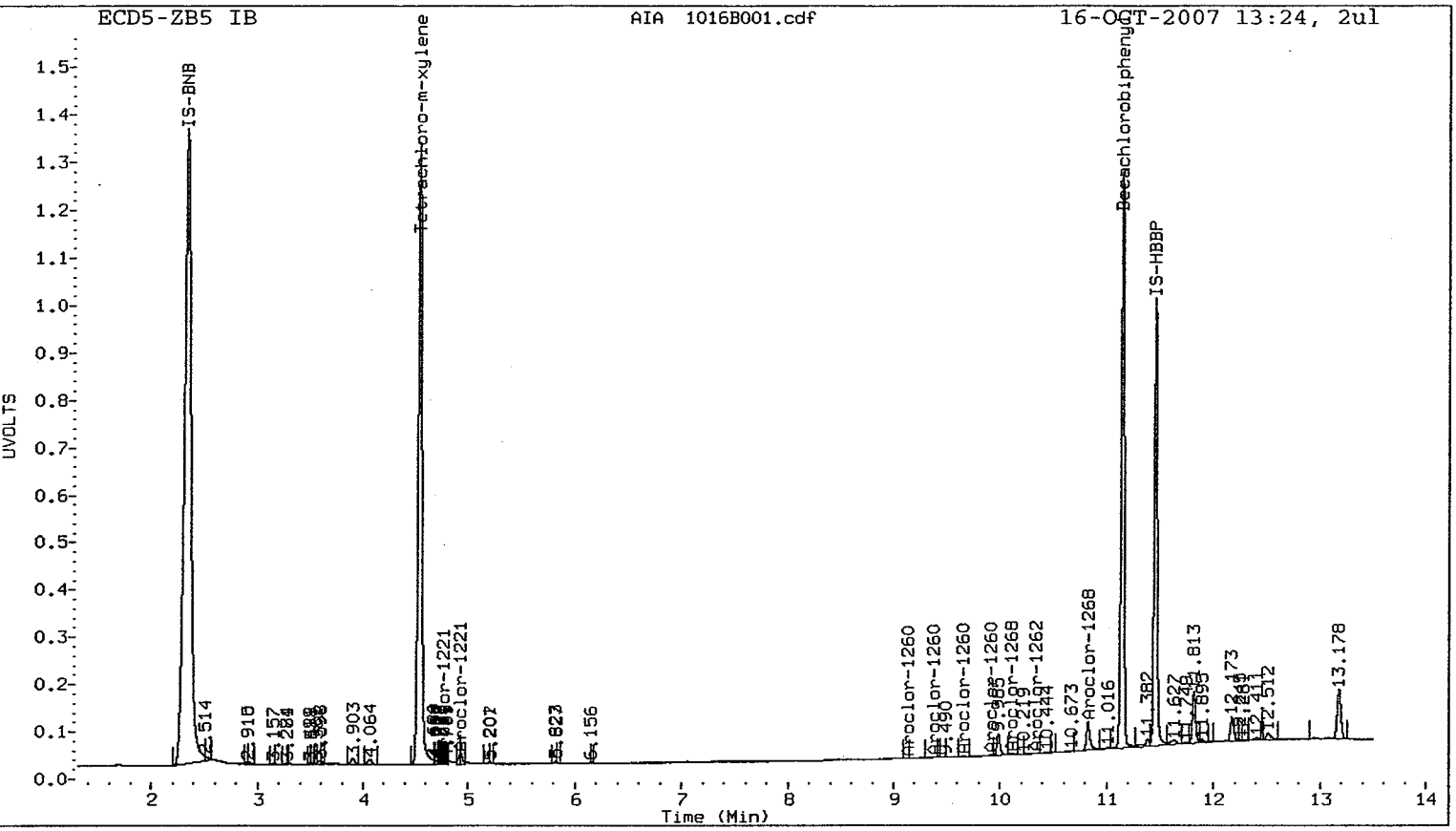
ECD5-ZB5 IB
AIA 1016B001.cdf
16-OCT-2007 13:24, 2ul
IS-BNB
Tetrachloro-m-xylene
Decachlorobiphenyl
IS-HBBP
Aroclor-1260
Aroclor-1221
Aroclor-1268
Aroclor-1262
UVOLTS
Time (Min)

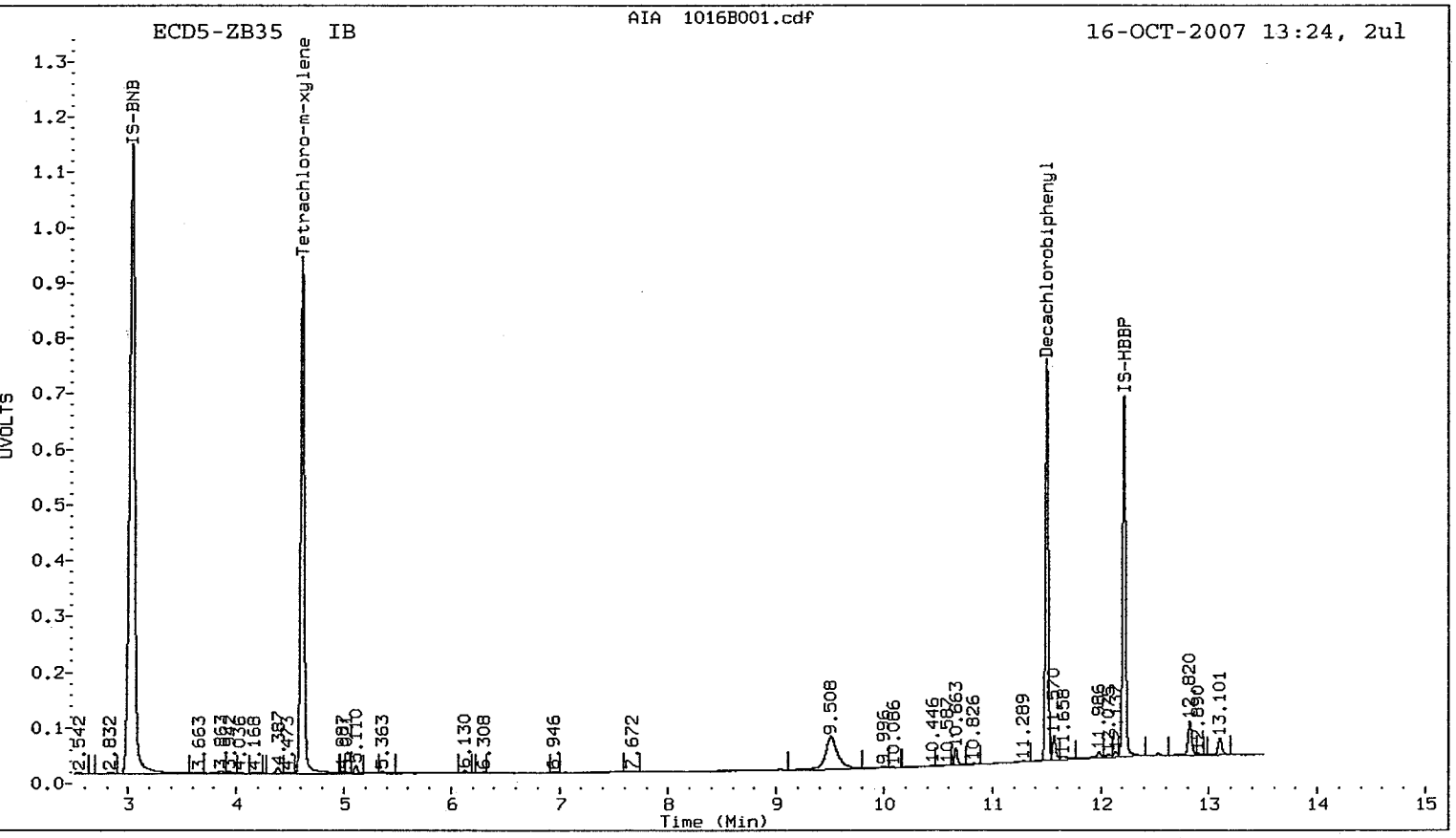
ECD5-ZB35 IB
AIA 1016B001.cdf
16-OCT-2007 13:24, 2ul
IS-BNB
Tetrachloro-m-xylene
Decachlorobiphenyl
IS-HBBP
UVOLTS
Time (Min)

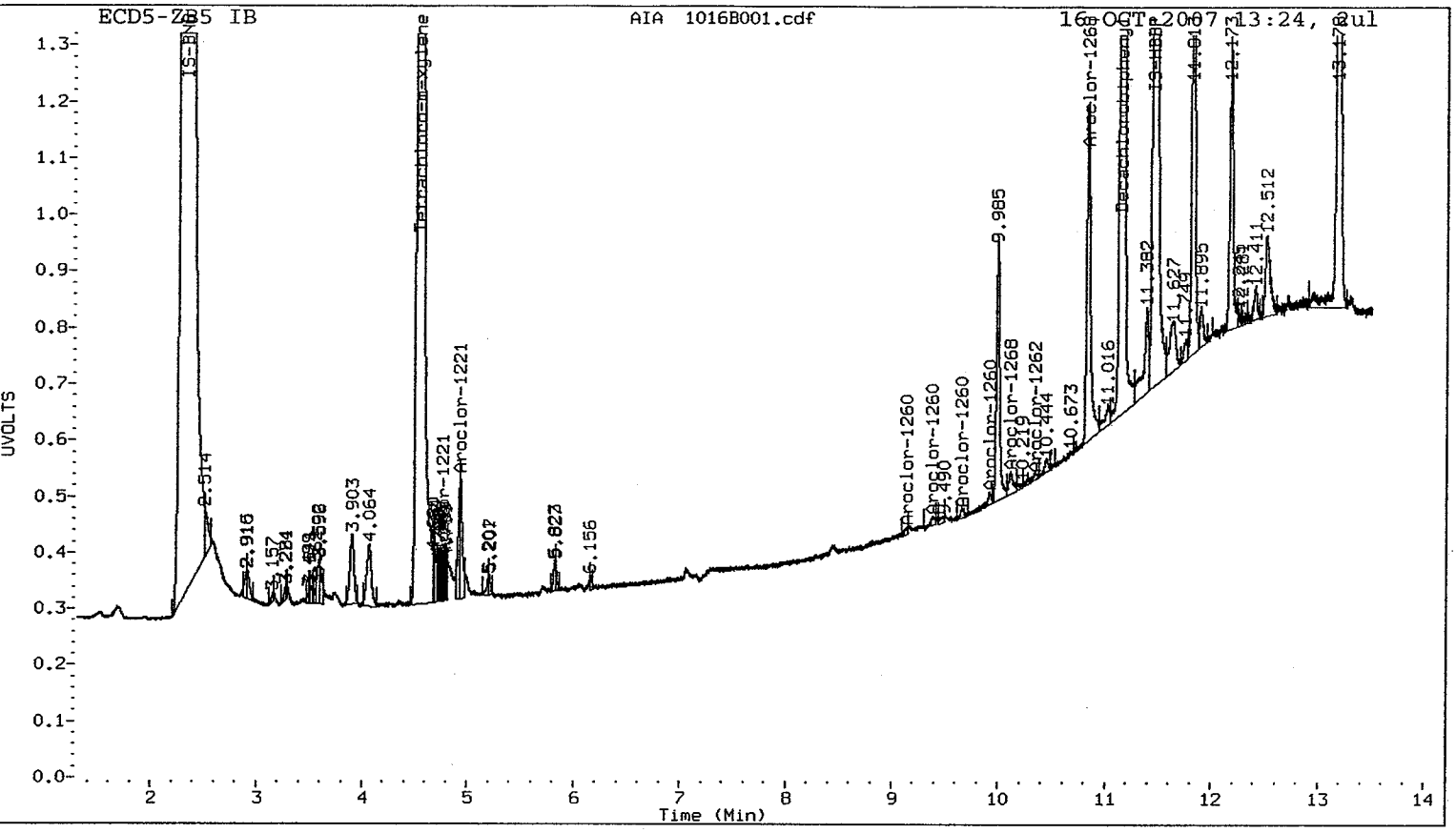
ECD5-ZB5 IB
AIA 1016B001.cdf
16-OCT-2007 13:24, 2ul
UVOLTS
Time (Min)
IS-BNB
Tetrachloro-m-xylene
Aroclor-1221
Aroclor-1260
Aroclor-1268
Decachlorobiphenyl
IS-HBBP
2.514
2.916
3.903
4.064
5.207
6.823
6.156
9.985
10.673
11.016
11.382
11.627
11.895
12.411
12.512

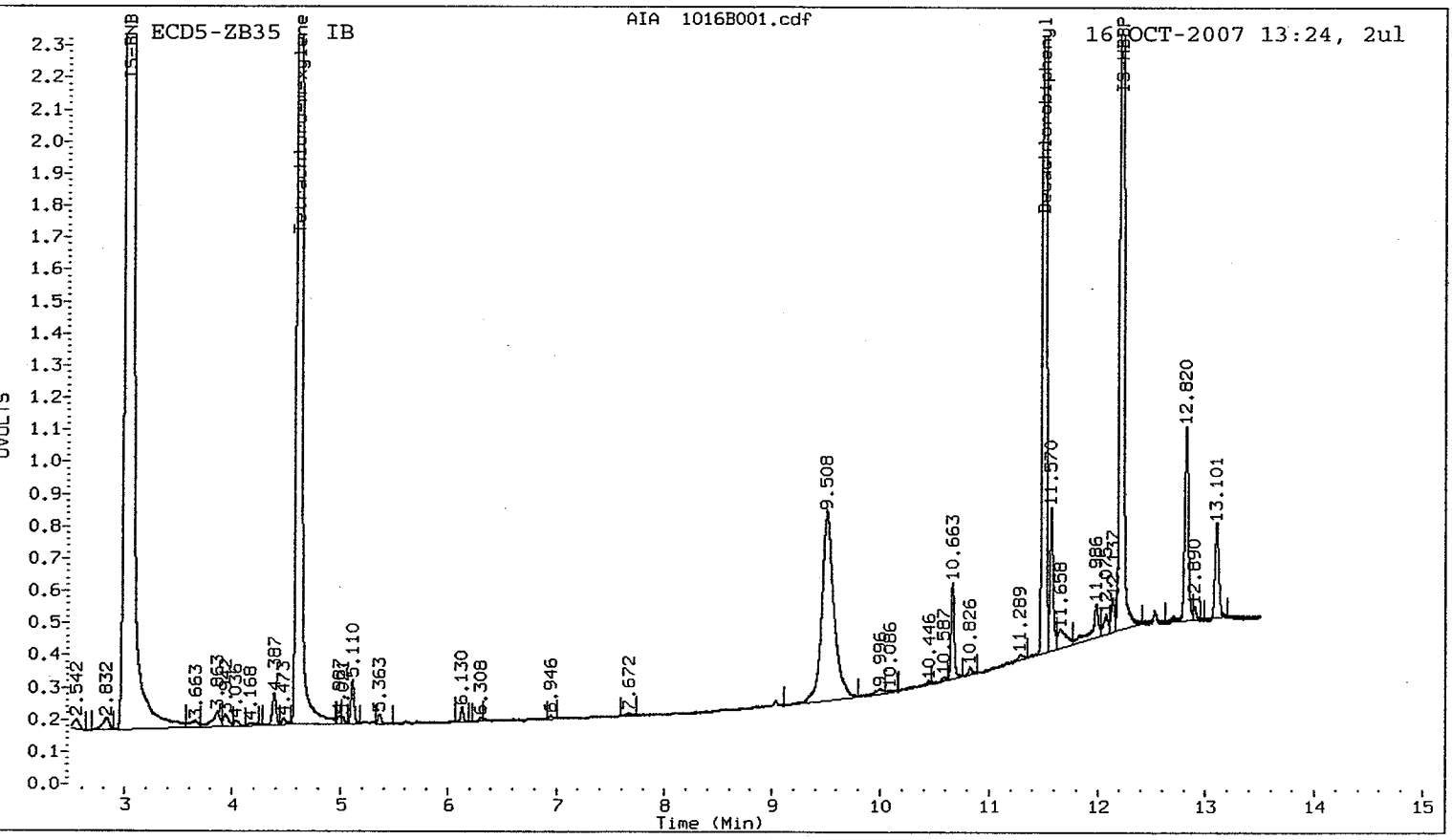
ECD5-ZB35 IB
AIA 1016B001.cdf
16-OCT-2007 13:24, 2ul
UVOLTS
Time (Min)
IS-BNB
Tetrachloro-m-xylene
Decachlorobiphenyl
IS-HBBP
2.542
2.832
5.110
5.363
6.130
6.308
6.946
7.672
9.508
9.996
10.086
10.446
10.587
10.663
10.826
11.289
11.570
11.658
11.986
12.820
12.890
13.101

Analytical Resources Inc.
Dual Column PCB Quantitation Report

Data file 1: 20071016.b/ical-1.b/1016B002.d
Data file 2: 20071016.b/ical-2.b/1016B002.d
Method: /chem2/ecd5.i/20071016.b/PCB1.m
Compound Sublist: AR1660
Instrument, Inj. Vol.: ecd5.i, 2ul
Quant Method: Internal Std

ARI ID: AR1660 .25
Client ID:
Injection Date: 16-OCT-2007 13:41
Report Date: 10/17/2007 08:58
Matrix: SOIL
Dilution Factor: 1.000

ZB5 Col			ZB35 Col			ZB5	ZB35		
RT	Shift	Response	RT	Shift	Response	on col	on col	RPD	Compound/Flag
4.525	0.000	8262810	4.607	0.002	5383211	20.0	20.1	0.8	Tetrachloro-m-xylene
11.138	0.000	6022666	11.498	0.002	3216455	19.0	20.3	6.4	Decachlorobiphenyl

* Indicates RPD > 40%
M Indicates Column 1 peak was manually integrated
N Indicates Column 2 peak was manually integrated

SURROGATE PERCENT RECOVERY

SURROGATE	Col1	Col2
Tetrachloro-m-xylene	49.9	50.4
Decachlorobiphenyl	47.5	50.7

INTERNAL STANDARD SUMMARY

Column 1

Standard Cpnd	Standard Area*	Sample Area	%D
Bromo-Nitrobenzene	31569414	31569414	0.0
Hexabromobiphenyl	9983366	9983366	0.0

Column 2

Standard Cpnd	Standard Area*	Sample Area	%D
Bromo-Nitrobenzene	20324893	20324893	0.0
Hexabromobiphenyl	6610345	6610345	0.0

* Standard Areas taken from Initial Cal Level 3
Initial Calibration Date: 16-OCT-2007
<- Indicates standard response outside Limits (-50 to +100%)

Aroclor	Peak#	RT	ZB5 Col Shift	Area	Amount	Peak#	RT	ZB35 Col Shift	Area	Amount
Aroclor-1016	1	5.697	0.000	2421365	243.0	1	5.825	0.001	2391576	238.0
Aroclor-1016	2	5.994	0.000	7283513	241.9	2	6.294	0.002	5077065	239.0
Aroclor-1016	3	6.106	0.000	3234997	244.8	3	6.455	0.002	2036137	240.1
Aroclor-1016	4	6.359	0.000	1980776	244.5	4	6.992	0.002	1589325	238.6
Total Col1Ave (4 peaks):					243.5	Total Col2Ave (4 peaks):			238.9	RPD = 2
Corrected Ave (4 peaks):					243.5	Corrected Ave (4 peaks):			238.9	RPD = 2
Aroclor-1260	1	8.781	0.000	4460246	249.3	1	9.074	0.002	2541335	249.8
Aroclor-1260	2	9.050	0.000	3744280	247.2	2	9.142	0.002	1443592	250.6
Aroclor-1260	3	9.351	0.000	9904107	248.3	3	9.665	0.002	5981349	246.3
Aroclor-1260	4	9.691	0.000	4468480	242.0	4	10.104	0.001	1637340	249.5
Aroclor-1260	5	9.842	0.000	2935446	256.8	5	10.156	0.002	3762636	248.7
Total Col1Ave (5 peaks):					248.7	Total Col2Ave (5 peaks):			249.0	RPD = 0
Corrected Ave (5 peaks):					248.7	Corrected Ave (5 peaks):			249.0	RPD = 0

Total PCB Area Col1 (4.625 - 11.038) = 118232515 Col1 Total PCB = 0.5 ppm*

Total PCB Area Col2 (4.705 - 11.396) = 73786945 Col2 Total PCB = 0.5 ppm*

* Quantitated against AR1660 0.25ppm in Ical

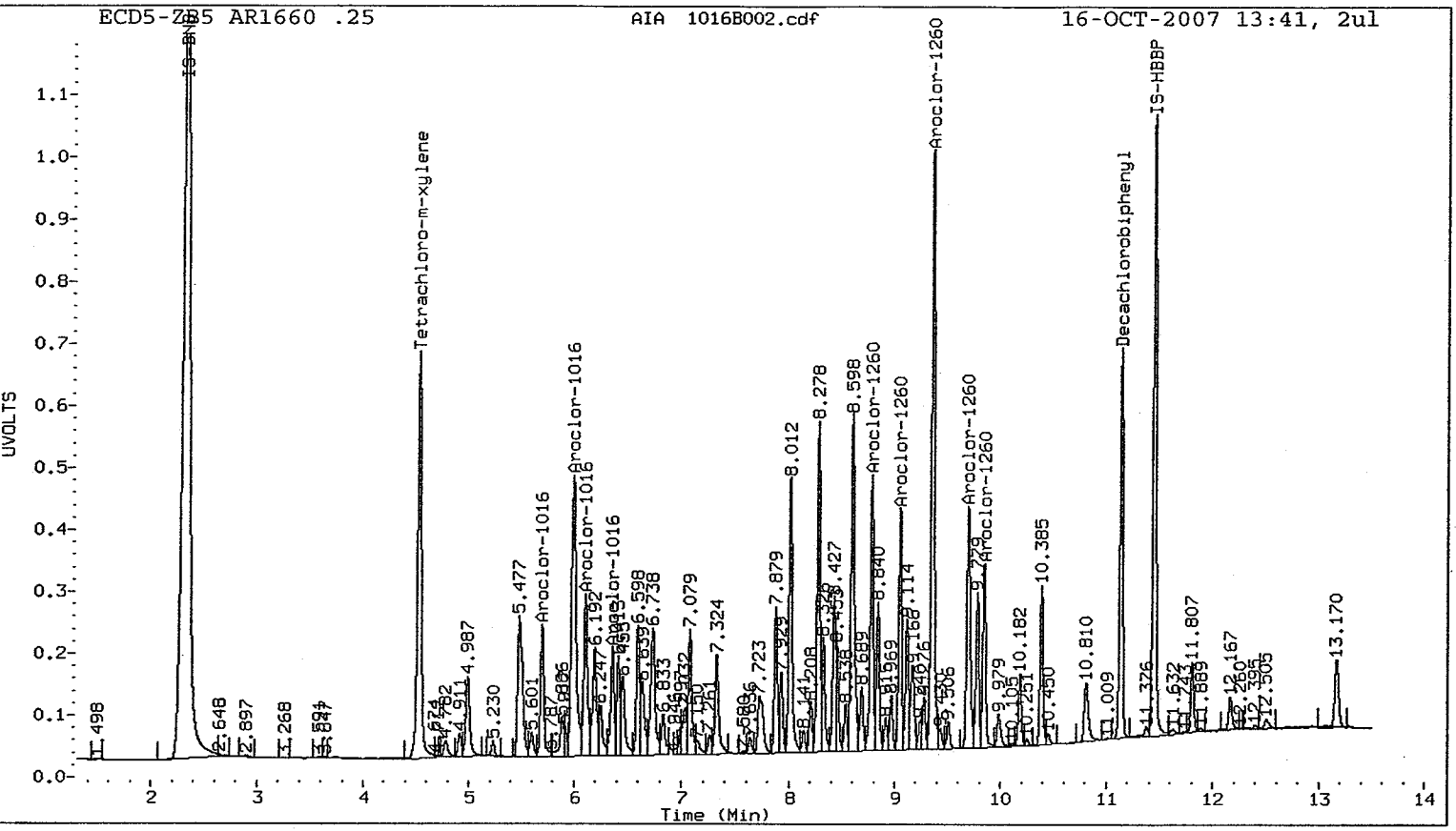
ECD5-ZB5 AR1660 .25
AIA 1016B002.cdf
16-OCT-2007 13:41, 2ul
UVOLTS
Time (Min)
IS-BNB
Tetrachloro-m-xylene
Aroclor-1016
Aroclor-1260
Decachlorobiphenyl
IS-HBBP

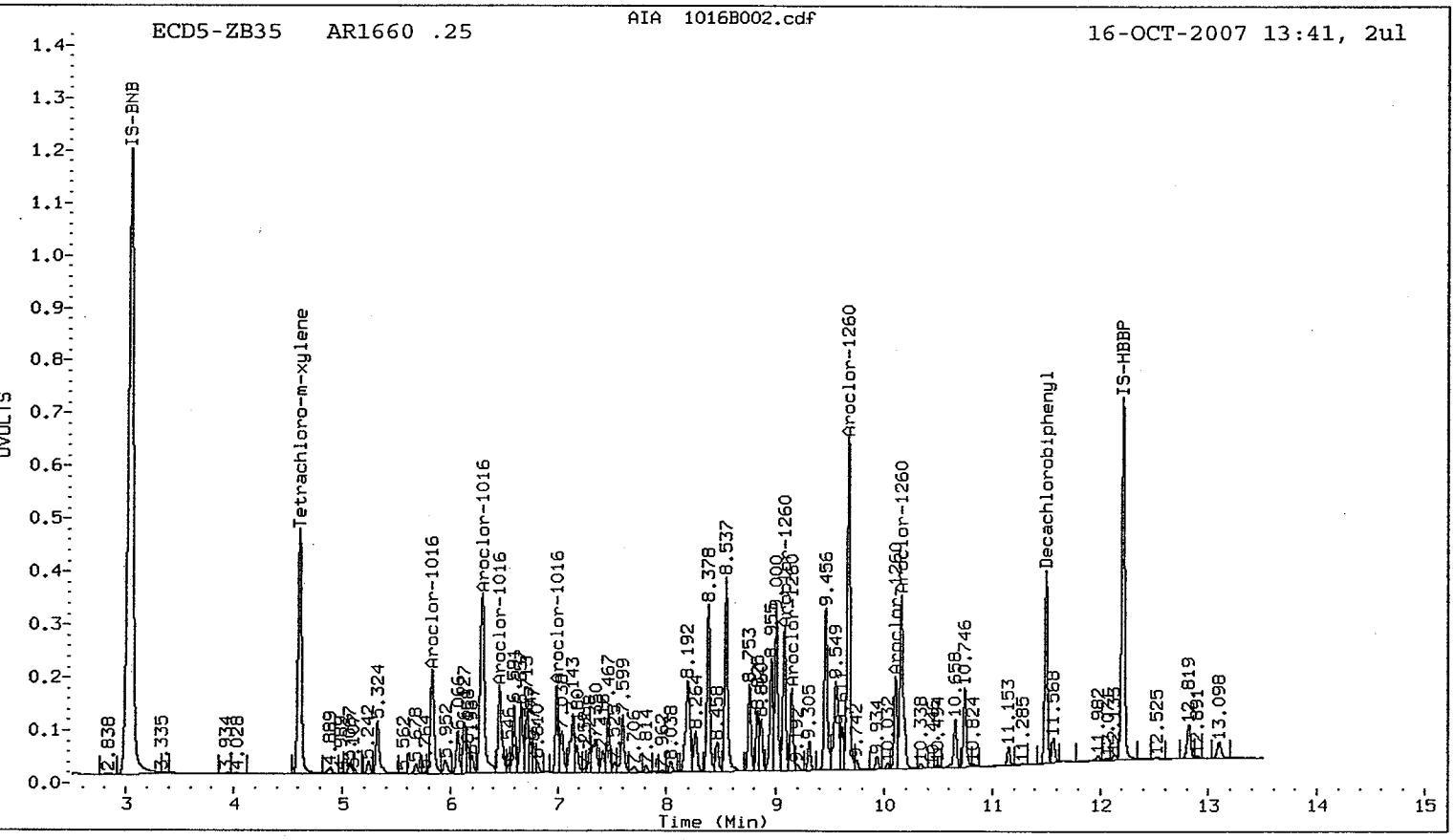
ECD5-ZB35 AR1660 .25
AIA 1016B002.cdf
16-OCT-2007 13:41, 2ul
UVOLTS
Time (Min)
IS-BNB
Tetrachloro-m-xylene
Aroclor-1016
Aroclor-1260
Decachlorobiphenyl
IS-HBBP

Analytical Resources Inc.
Dual Column PCB Quantitation Report

Data file 1: 20071016.b/ical-1.b/1016B003.d
Data file 2: 20071016.b/ical-2.b/1016B003.d
Method: /chem2/ecd5.i/20071016.b/PCB1.m
Compound Sublist: AR1660
Instrument, Inj. Vol.: ecd5.i, 2ul
Quant Method: Internal Std

ARI ID: AR1660 .02
Client ID:
Injection Date: 16-OCT-2007 13:59
Report Date: 10/17/2007 08:58
Matrix: SOIL
Dilution Factor: 1.000

ZB5 Col RT	ZB5 Col Shift	ZB5 Col Response	ZB35 Col RT	ZB35 Col Shift	ZB35 Col Response	ZB5 on col	ZB35 on col	RPD	Compound/Flag
4.523	0.000	765915	4.605	0.000	473279	1.8	1.7	6.6	Tetrachloro-m-xylene
11.136	0.000	624943	11.498	0.001	264888	2.0	1.6	18.0	Decachlorobiphenyl M

* Indicates RPD > 40%
M Indicates Column 1 peak was manually integrated
N Indicates Column 2 peak was manually integrated

SURROGATE PERCENT RECOVERY

SURROGATE	Col1	Col2
Tetrachloro-m-xylene	4.6	4.3
Decachlorobiphenyl	4.9	4.1

INTERNAL STANDARD SUMMARY

Column 1

Standard Cpnd	Standard Area*	Sample Area	%D
Bromo-Nitrobenzene	31569414	31869113	0.9
Hexabromobiphenyl	9983366	10042884	0.6

Column 2

Standard Cpnd	Standard Area*	Sample Area	%D
Bromo-Nitrobenzene	20324893	20963919	3.1
Hexabromobiphenyl	6610345	6742790	2.0

* Standard Areas taken from Initial Cal Level 3
Initial Calibration Date: 16-OCT-2007
<- Indicates standard response outside Limits (-50 to +100%)

		ZB5 Col				ZB35 Col			
Aroclor	Peak#	RT	Shift	Area	Amount	Peak#	RT	Shift	Area	Amount
Aroclor-1016	1	5.697	0.000	258845	25.7	1	5.825	0.001	258530	24.9
Aroclor-1016	2	5.993	0.000	721184	23.7	2	6.294	0.001	523549	23.9
Aroclor-1016	3	6.107	0.000	340551	25.5	3	6.455	0.002	213088	24.4
Aroclor-1016	4	6.360	0.000	203932	24.9	4	6.991	0.001	168516	24.5
Total Col1Ave (4 peaks):				25.0		Total Col2Ave (4 peaks):			24.4	RPD = 2
Corrected Ave (4 peaks):				25.0		Corrected Ave (4 peaks):			24.4	RPD = 2
Aroclor-1260	1	8.781	0.000	435190	24.2	1	9.074	0.002	265755	25.6
Aroclor-1260	2	9.051	0.000	363190	23.8	2	9.141	0.001	145059	24.7
Aroclor-1260	3	9.352	0.000	927287	23.1	3	9.666	0.002	621137	25.1
Aroclor-1260	4	9.693	0.000	436033	23.5	4	10.103	0.000	163466	24.4
Aroclor-1260	5	9.843	0.000	270689	23.5	5	10.156	0.002	361580	23.4
Total Col1Ave (5 peaks):				23.6		Total Col2Ave (5 peaks):			24.6	RPD = 4
Corrected Ave (5 peaks):				23.6		Corrected Ave (5 peaks):			24.6	RPD = 4

Total PCB Area Col1 (4.623 - 11.036) = 12964584 Col1 Total PCB = 0.1 ppm*

Total PCB Area Col2 (4.705 - 11.396) = 9029522 Col2 Total PCB = 0.1 ppm*

* Quantitated against AR1660 0.25ppm in Ical

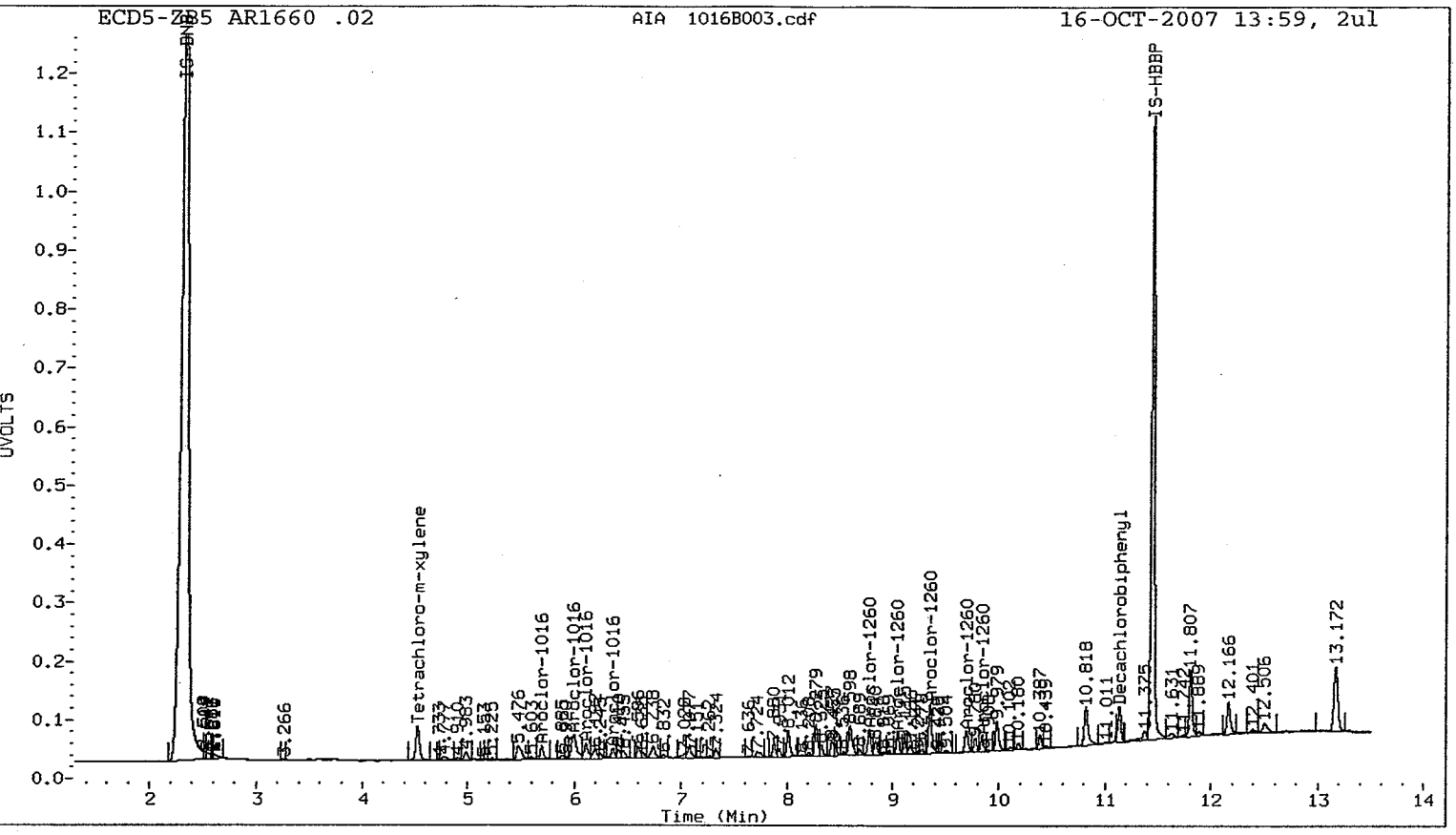
ECD5-ZB5 AR1660 .02
AIA 1016B003.cdf
16-OCT-2007 13:59, 2ul
IS-BNB
IS-HBBP
Tetrachloro-m-xylene
Decachlorobiphenyl
UVOLTS
Time (Min)

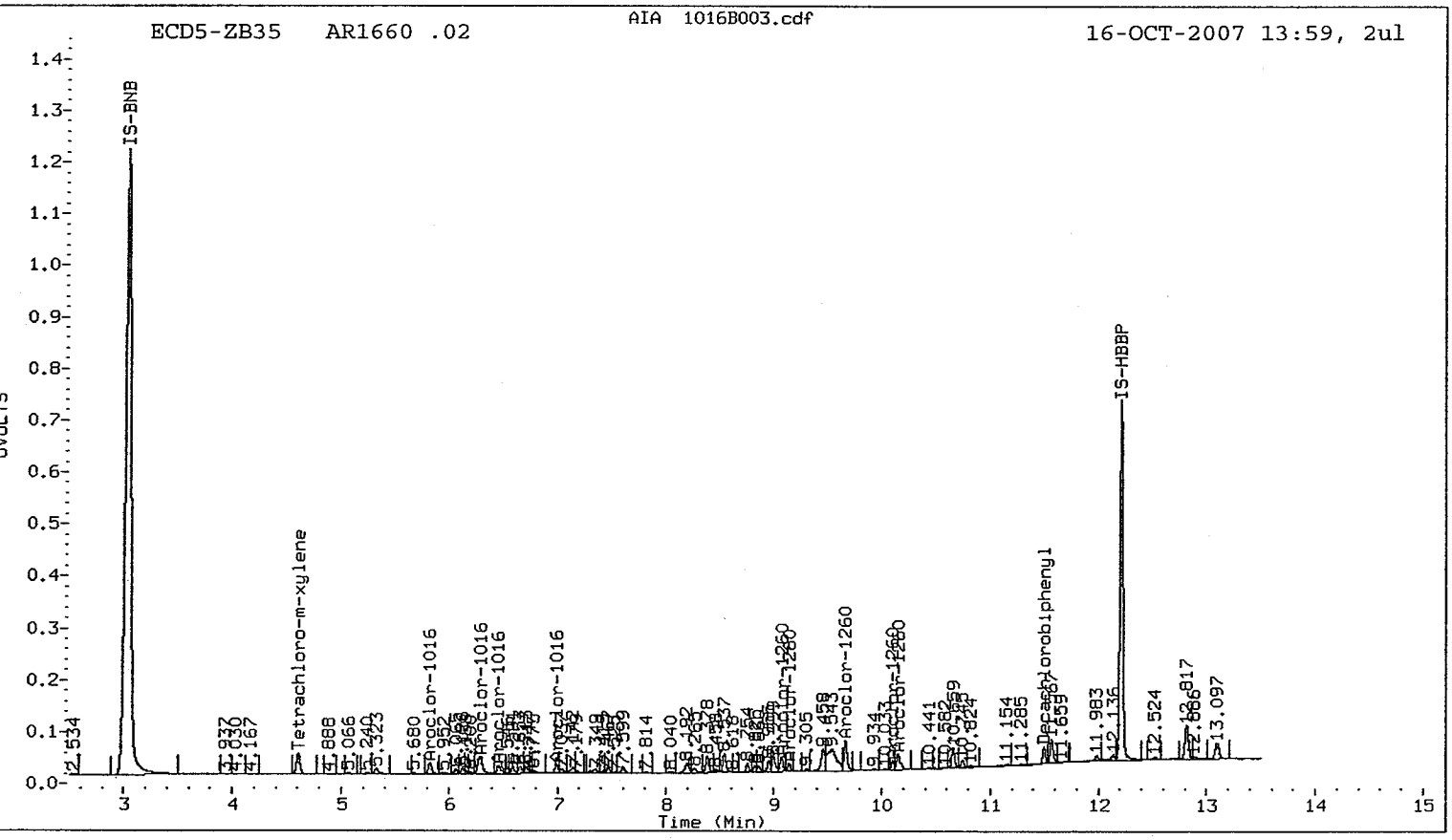
ECD5-ZB35 AR1660 .02
AIA 1016B003.cdf
16-OCT-2007 13:59, 2ul
IS-BNB
IS-HBBP
Tetrachloro-m-xylene
Decachlorobiphenyl
UVOLTS
Time (Min)

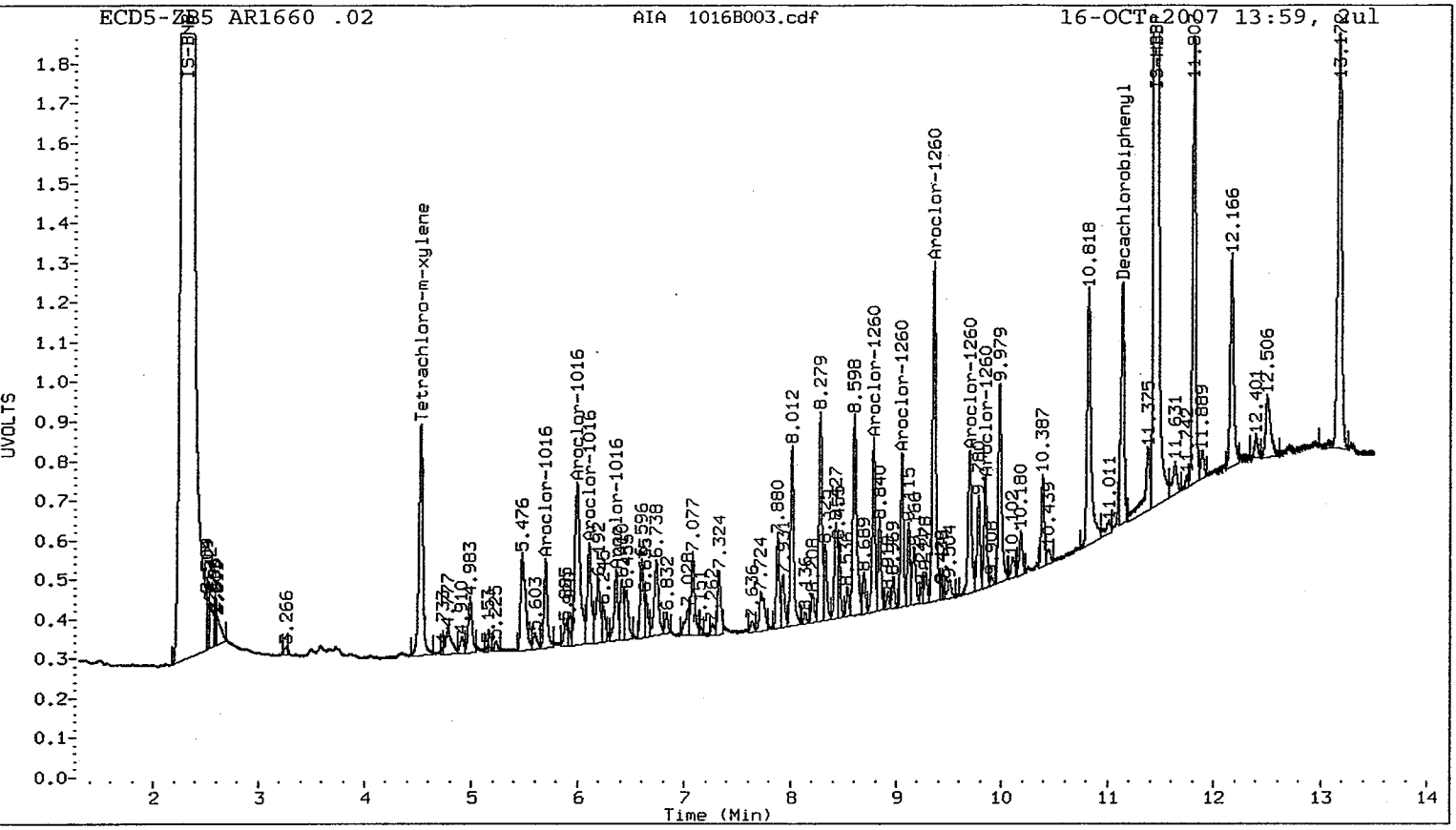
ECD5-ZB5 AR1660 .02
AIA 1016B003.cdf
16-OCT-2007 13:59, 2ul
UVOLTS
Time (Min)
IS-DNB
Tetrachloro-m-xylene
Aroclor-1016
Aroclor-1260
Decachlorobiphenyl
IS-HBBP

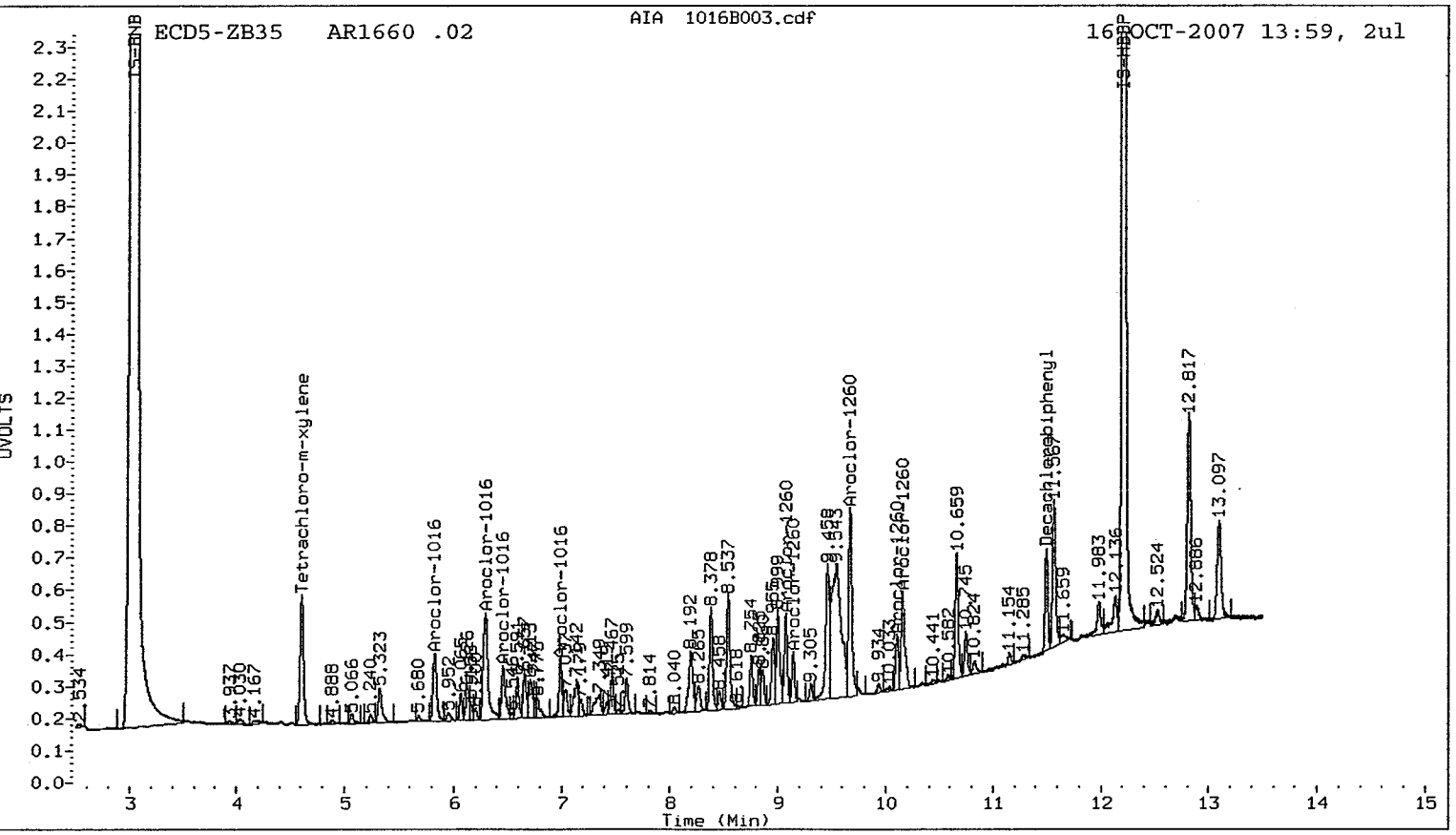
ECD5-ZB35 AR1660 .02
AIA 1016B003.cdf
16-OCT-2007 13:59, 2ul
UVOLTS
Time (Min)
IS-DNB
Tetrachloro-m-xylene
Aroclor-1016
Aroclor-1260
Decachlorobiphenyl
IS-HBBP

Analytical Resources Inc.
Dual Column PCB Quantitation Report

Data file 1: 20071016.b/ical-1.b/1016B004.d
Data file 2: 20071016.b/ical-2.b/1016B004.d
Method: /chem2/ecd5.i/20071016.b/PCB1.m
Compound Sublist: AR1660
Instrument, Inj. Vol.: ecd5.i, 2ul
Quant Method: Internal Std

ARI ID: AR1660 1.0
Client ID:
Injection Date: 16-OCT-2007 14:16
Report Date: 10/17/2007 08:58
Matrix: SOIL
Dilution Factor: 1.000

ZB5 Col RT	ZB5 Col Shift	ZB5 Col Response	ZB35 Col RT	ZB35 Col Shift	ZB35 Col Response	ZB5 on col	ZB35 on col	RPD	Compound/Flag
4.523	0.000	30391204	4.604	-0.001	20461209	73.8	78.8	6.5	Tetrachloro-m-xylene
11.136	0.000	23351692	11.497	0.001	13368027	76.5	83.8	9.1	Decachlorobiphenyl

* Indicates RPD > 40%
M Indicates Column 1 peak was manually integrated
N Indicates Column 2 peak was manually integrated

SURROGATE PERCENT RECOVERY

SURROGATE	Col1	Col2
Tetrachloro-m-xylene	184.4	196.9
Decachlorobiphenyl	191.3	209.5

INTERNAL STANDARD SUMMARY

Column 1

Standard Cpnd	Standard Area*	Sample Area	%D
Bromo-Nitrobenzene	31569414	31437582	-0.4
Hexabromobiphenyl	9983366	9610019	-3.7

Column 2

Standard Cpnd	Standard Area*	Sample Area	%D
Bromo-Nitrobenzene	20324893	19760964	-2.8
Hexabromobiphenyl	6610345	6642198	0.5

* Standard Areas taken from Initial Cal Level 3
Initial Calibration Date: 16-OCT-2007
<- Indicates standard response outside Limits (-50 to +100%)

Aroclor	Peak#	ZB5 Col RT	Shift	Area	Amount	Peak#	ZB35 Col RT	Shift	Area	Amount
Aroclor-1016	1	5.695	0.000	8818619	888.7	1	5.824	0.000	9108570	932.3
Aroclor-1016	2	5.991	0.000	28932490	964.8	2	6.293	0.000	20379627	986.8
Aroclor-1016	3	6.102	0.000	11797461	896.5	3	6.453	0.000	7844918	951.5
Aroclor-1016	4	6.359	0.000	7409893	918.3	4	6.990	0.000	6159627	951.0
Total Col1Ave (4 peaks):				917.1		Total Col2Ave (4 peaks):			955.4	RPD = 4
Corrected Ave (4 peaks):				917.1		Corrected Ave (4 peaks):			955.4	RPD = 4
Aroclor-1260	1	8.779	0.000	15155483	880.1	1	9.071	-0.001	8576875	838.9
Aroclor-1260	2	9.049	0.000	13449662	922.4	2	9.141	0.000	5212625	900.6
Aroclor-1260	3	9.349	0.000	36466967	949.8	3	9.665	0.001	22431219	919.3
Aroclor-1260	4	9.688	0.000	17859761	1004.9	4	10.103	0.000	5646728	856.3
Aroclor-1260	5	9.841	0.000	9309109	845.9	5	10.153	-0.001	14489819	953.2
Total Col1Ave (5 peaks):				920.6		Total Col2Ave (5 peaks):			893.7	RPD = 3
Corrected Ave (5 peaks):				920.6		Corrected Ave (5 peaks):			893.7	RPD = 3

Total PCB Area Col1 (4.623 - 11.036) = 437149606 Col1 Total PCB = 1.9 ppm*

Total PCB Area Col2 (4.705 - 11.396) = 275476760 Col2 Total PCB = 1.9 ppm*

* Quantitated against AR1660 0.25ppm in Ical

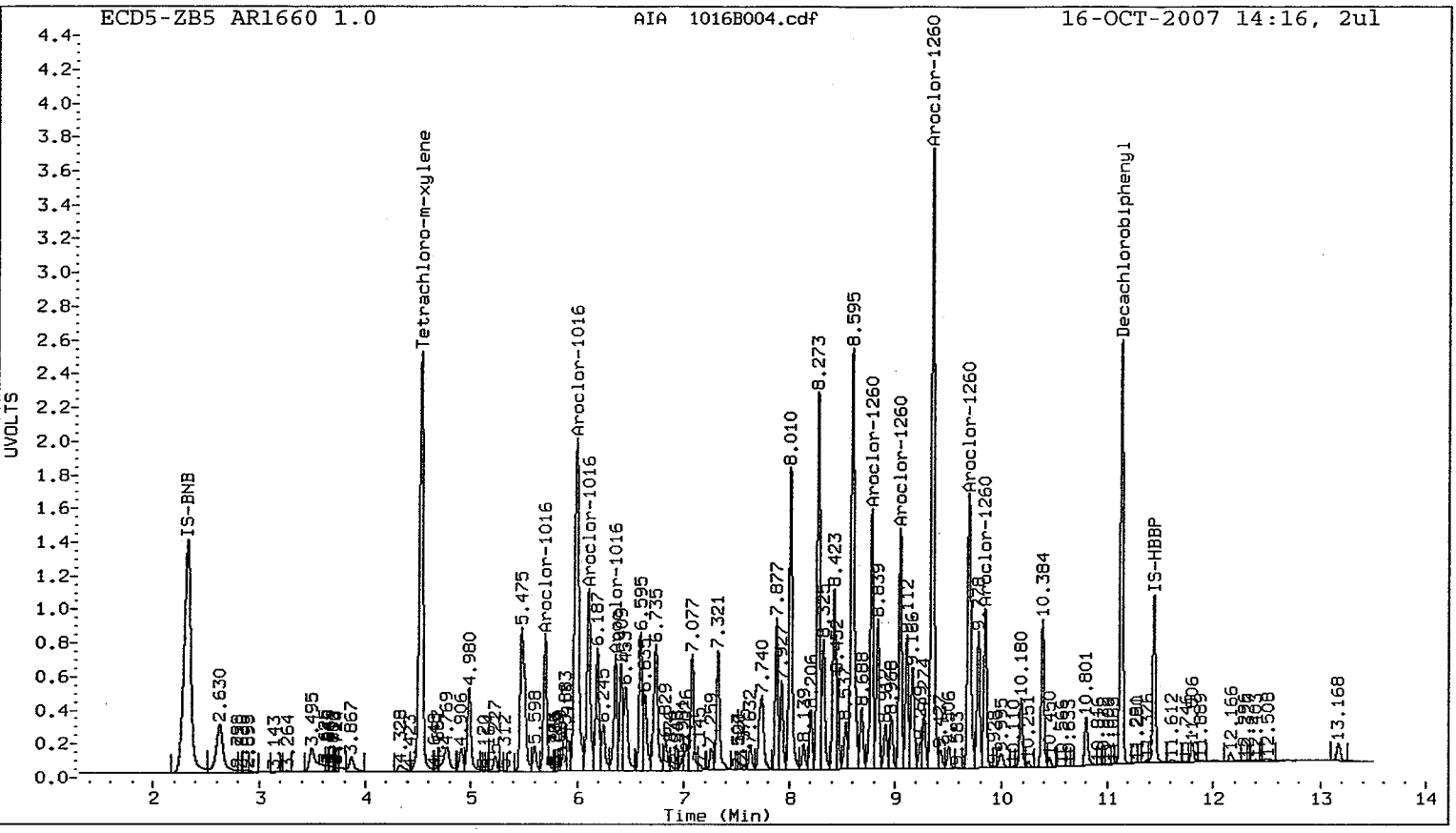
ECD5-ZB5 AR1660 1.0
AIA 1016B004.cdf
16-OCT-2007 14:16, 2ul
UVOLTS
Time (Min)
IS-BNB
Tetrachloro-m-xylene
Aroclor-1016
Aroclor-1260
Decachlorobiphenyl
IS-HBBP

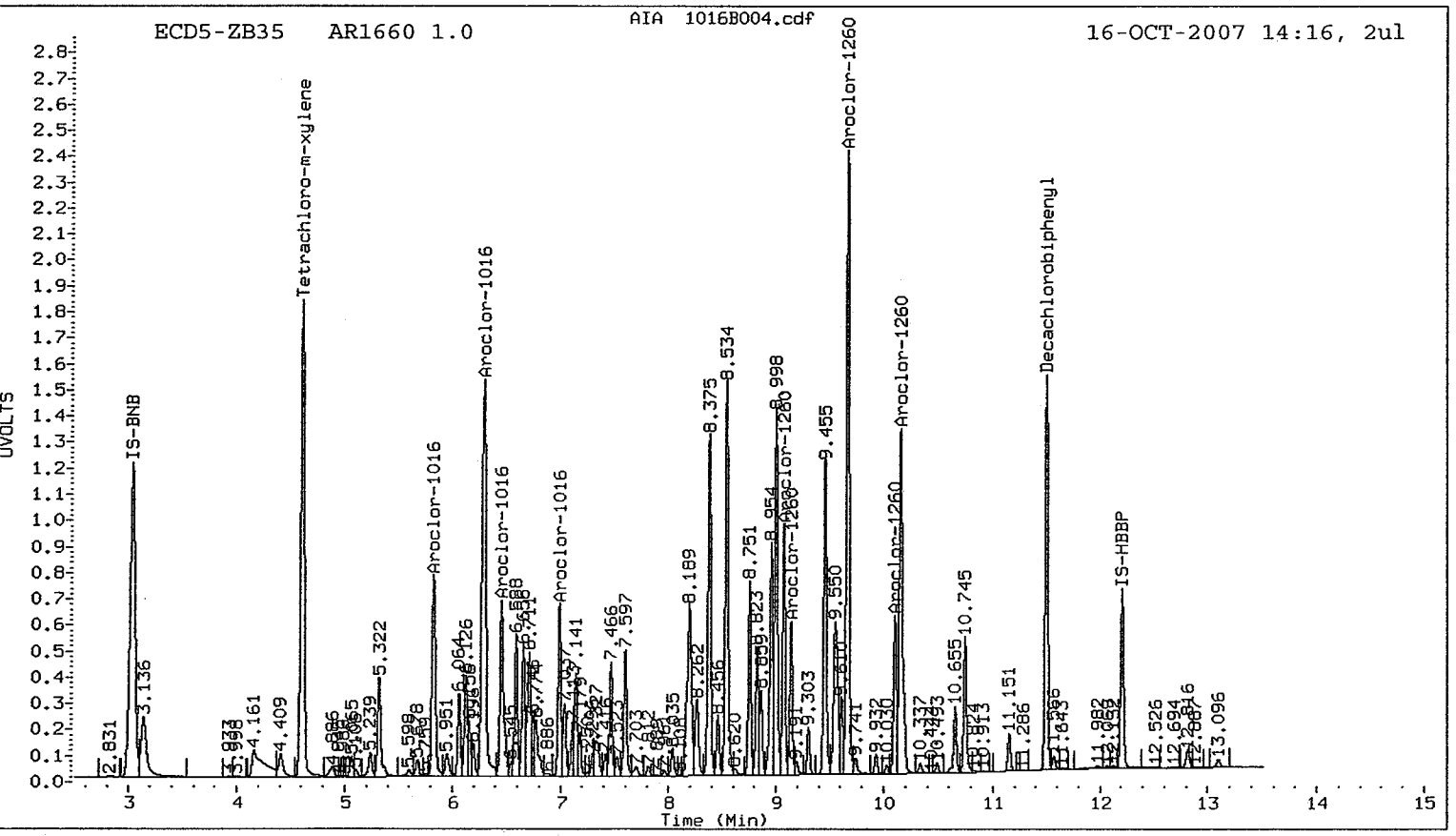
ECD5-ZB35 AR1660 1.0
AIA 1016B004.cdf
16-OCT-2007 14:16, 2ul
UVOLTS
Time (Min)
IS-BNB
Tetrachloro-m-xylene
Aroclor-1016
Aroclor-1260
Decachlorobiphenyl
IS-HBBP

Analytical Resources Inc.
Dual Column PCB Quantitation Report

Data file 1: 20071016.b/ical-1.b/1016B005.d
Data file 2: 20071016.b/ical-2.b/1016B005.d
Method: /chem2/ecd5.i/20071016.b/PCB1.m
Compound Sublist: AR1660
Instrument, Inj. Vol.: ecd5.i, 2ul
Quant Method: Internal Std

ARI ID: AR1660 0.1
Client ID:
Injection Date: 16-OCT-2007 14:33
Report Date: 10/17/2007 08:58
Matrix: SOIL
Dilution Factor: 1.000

ZB5 Col			ZB35 Col			ZB5	ZB35		
RT	Shift	Response	RT	Shift	Response	on col	on col	RPD	Compound/Flag
4.524	0.000	3578625	4.606	0.001	2231735	8.0	7.8	3.2	Tetrachloro-m-xylene
11.136	0.000	2703295	11.497	0.001	1345071	7.8	7.7	2.1	Decachlorobiphenyl

* Indicates RPD > 40%
M Indicates Column 1 peak was manually integrated
N Indicates Column 2 peak was manually integrated

SURROGATE PERCENT RECOVERY

SURROGATE	Col1	Col2
Tetrachloro-m-xylene	20.0	19.4
Decachlorobiphenyl	19.6	19.2

INTERNAL STANDARD SUMMARY

Column 1

Standard Cpnd	Standard Area*	Sample Area	%D
Bromo-Nitrobenzene	31569414	34137766	8.1
Hexabromobiphenyl	9983366	10882314	9.0

Column 2

Standard Cpnd	Standard Area*	Sample Area	%D
Bromo-Nitrobenzene	20324893	21895824	7.7
Hexabromobiphenyl	6610345	7309482	10.6

* Standard Areas taken from Initial Cal Level 3
Initial Calibration Date: 16-OCT-2007
<- Indicates standard response outside Limits (-50 to +100%)

	ZB5 Col				ZB35 Col				
Aroclor	Peak#	RT	Shift	Area	Amount	Peak#	RT	Shift	Area	Amount
Aroclor-1016	1	5.695	0.000	1075905	99.8	1	5.825	0.001	1090019	100.7
Aroclor-1016	2	5.992	0.000	3213461	98.7	2	6.293	0.001	2224312	97.2
Aroclor-1016	3	6.104	0.000	1425642	99.8	3	6.454	0.001	907994	99.4
Aroclor-1016	4	6.358	0.000	870498	99.3	4	6.991	0.001	700124	97.6
Total Col1Ave (4 peaks):					99.4	Total Col2Ave (4 peaks):			98.7	RPD = 1
Corrected Ave (4 peaks):					99.4	Corrected Ave (4 peaks):			98.7	RPD = 1
Aroclor-1260	1	8.781	0.000	1969668	101.0	1	9.073	0.001	1129475	100.4
Aroclor-1260	2	9.049	0.000	1645167	99.6	2	9.141	0.001	632014	99.2
Aroclor-1260	3	9.350	0.000	4289497	98.7	3	9.665	0.001	2553650	95.1
Aroclor-1260	4	9.690	0.000	1942315	96.5	4	10.104	0.001	736809	101.5
Aroclor-1260	5	9.841	0.000	1266941	101.7	5	10.155	0.001	1619047	96.8
Total Col1Ave (5 peaks):					99.5	Total Col2Ave (5 peaks):			98.6	RPD = 1
Corrected Ave (5 peaks):					99.5	Corrected Ave (5 peaks):			98.6	RPD = 1

Total PCB Area Col1 (4.624 - 11.036) = 53787104 Col1 Total PCB = 0.2 ppm*

Total PCB Area Col2 (4.705 - 11.396) = 33574025 Col2 Total PCB = 0.2 ppm*

* Quantitated against AR1660 0.25ppm in Ical

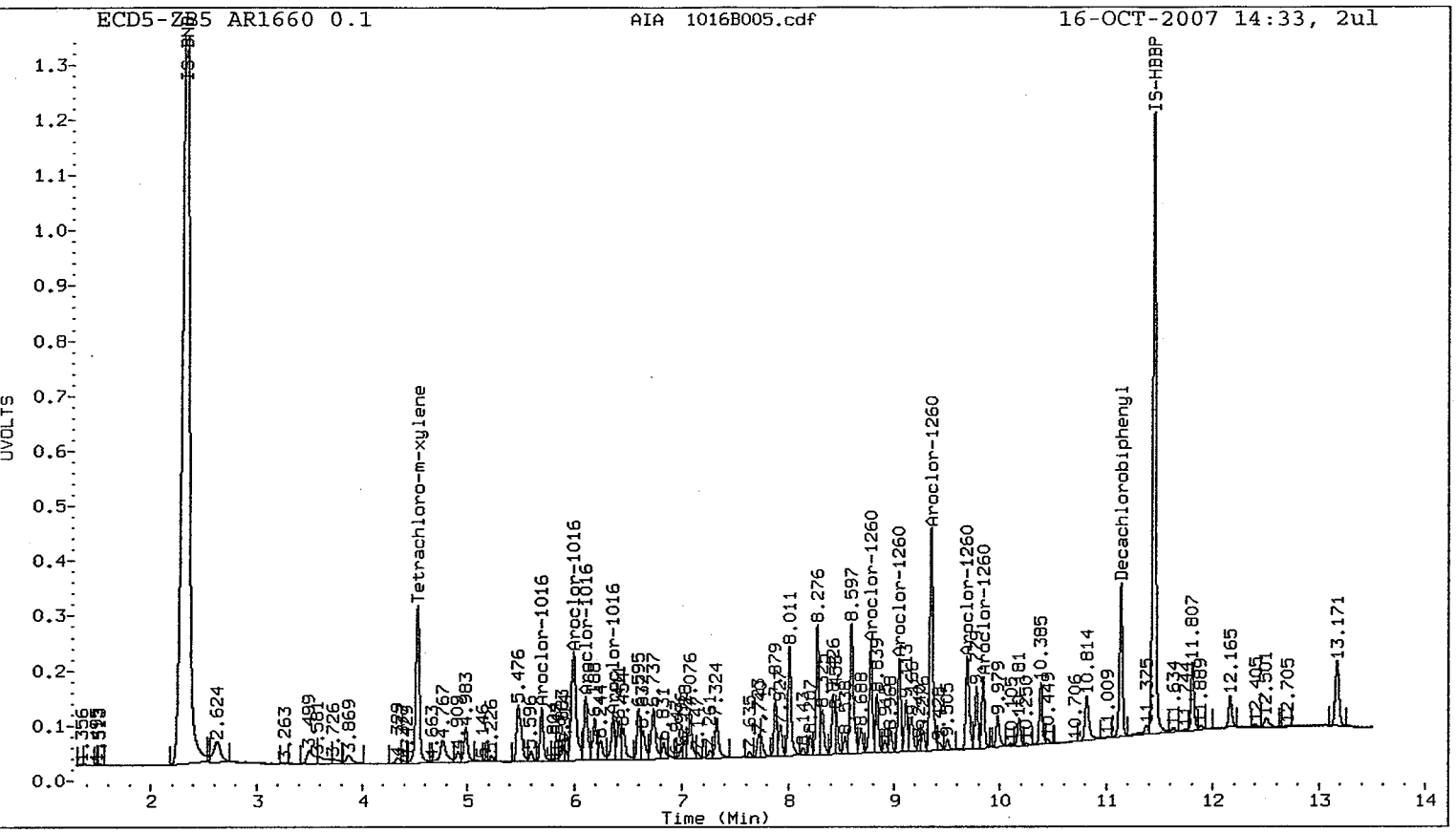
ECD5-ZB5 AR1660 0.1
AIA 1016B005.cdf
16-OCT-2007 14:33, 2ul
UVOLTS
Time (Min)
IS-BNB
IS-HBBP
Tetrachloro-m-xylene
Decachlorobiphenyl
Aroclor-1016
Aroclor-1260

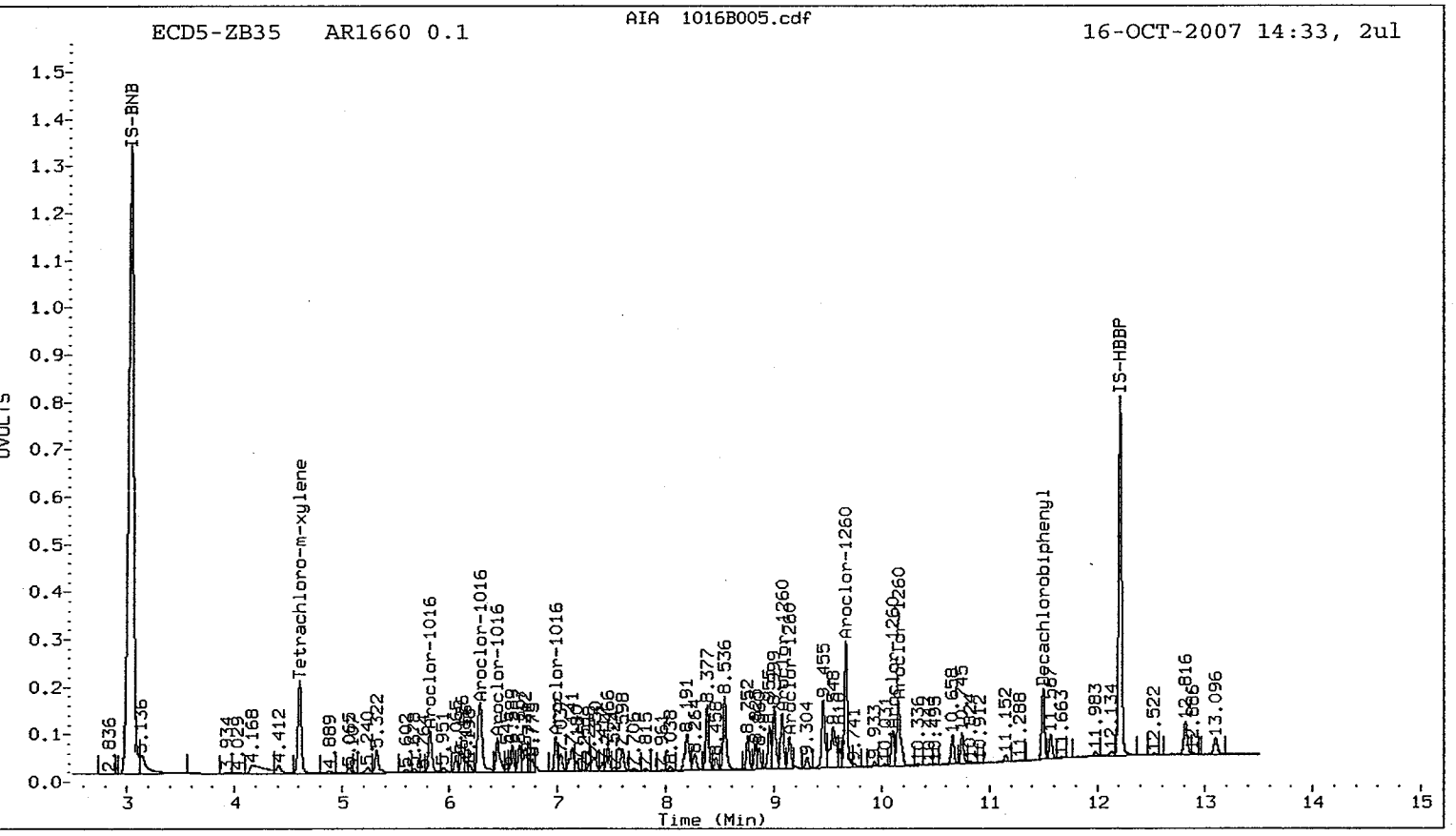
ECD5-ZB35 AR1660 0.1
AIA 1016B005.cdf
16-OCT-2007 14:33, 2ul
UVOLTS
Time (Min)
IS-BNB
IS-HBBP
Tetrachloro-m-xylene
Decachlorobiphenyl
Aroclor-1016
Aroclor-1260

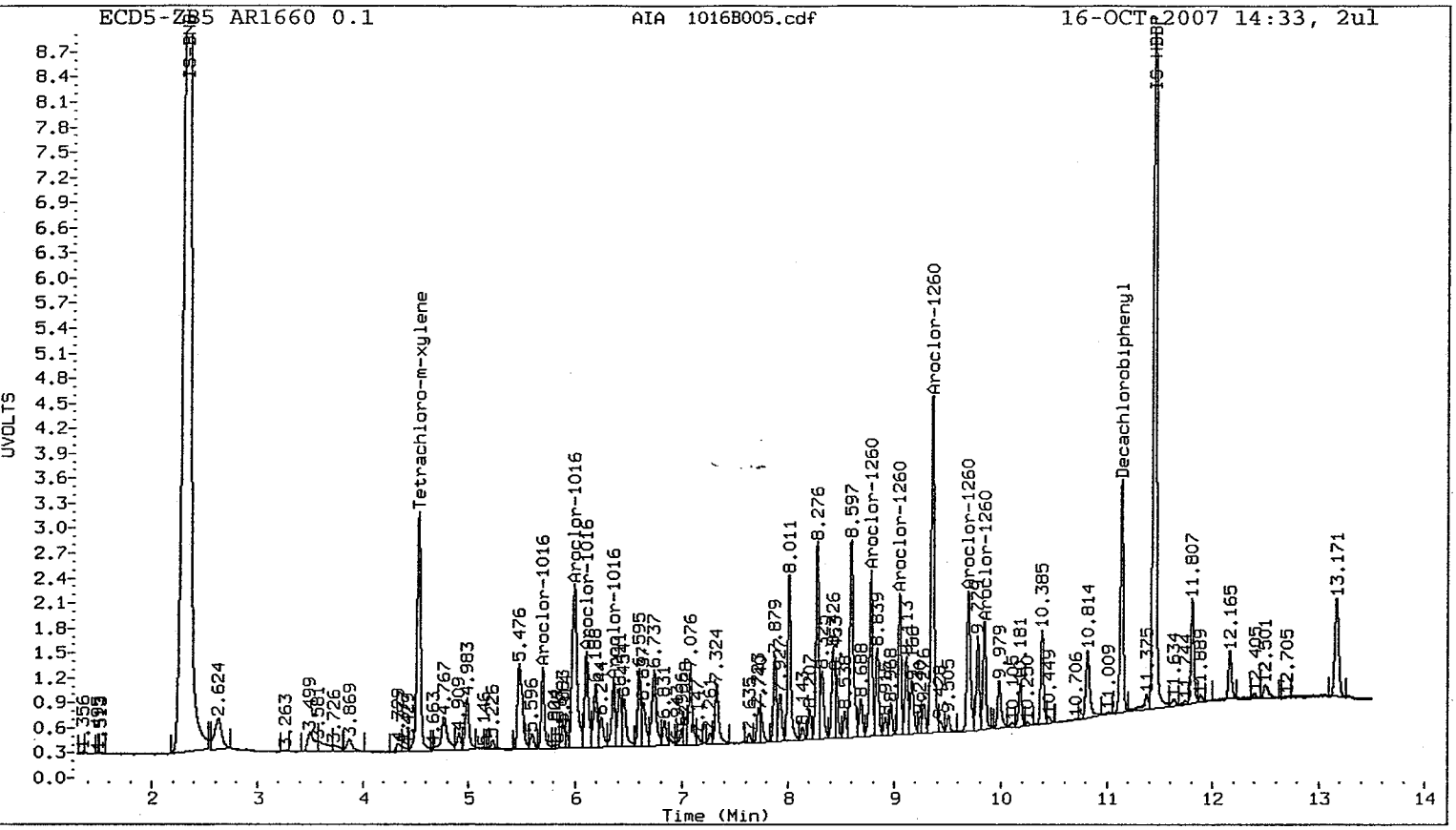
ECD5-ZB5 AR1660 0.1
AIA 1016B005.cdf
16-OCT-2007 14:33, 2ul
UVOLTS
Time (Min)
IS-BNB
IS-HBBP
Tetrachloro-m-xylene
Aroclor-1016
Aroclor-1260
Decachlorobiphenyl

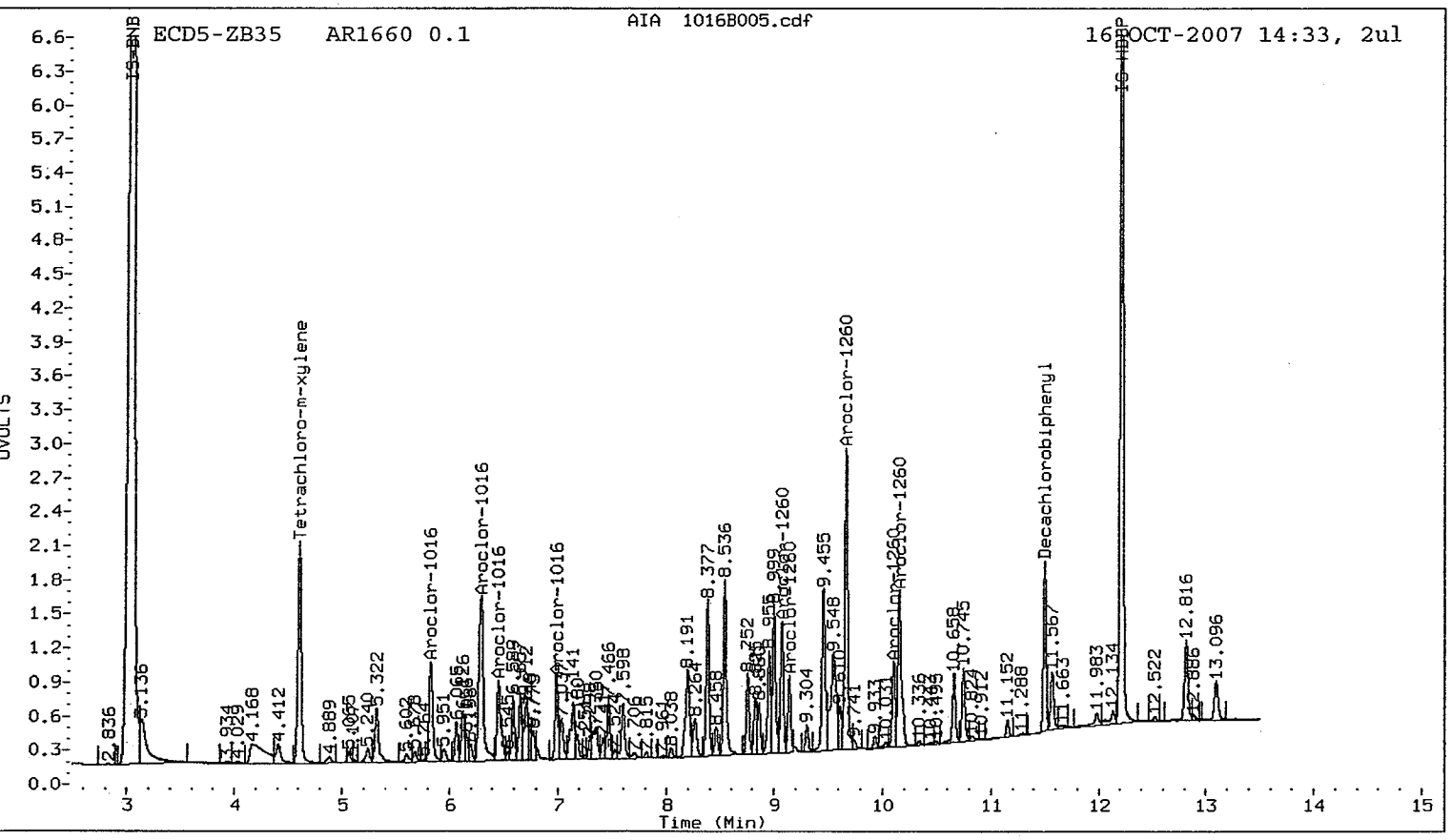
ECD5-ZB35 AR1660 0.1
AIA 1016B005.cdf
16-OCT-2007 14:33, 2ul
UVOLTS
Time (Min)
IS-BNB
IS-HBBP
Tetrachloro-m-xylene
Aroclor-1016
Aroclor-1260
Decachlorobiphenyl

Analytical Resources Inc.
Dual Column PCB Quantitation Report

Data file 1: 20071016.b/ical-1.b/1016B006.d
Data file 2: 20071016.b/ical-2.b/1016B006.d
Method: /chem2/ecd5.i/20071016.b/PCB1.m
Compound Sublist: AR1660
Instrument, Inj. Vol.: ecd5.i, 2ul
Quant Method: Internal Std

ARI ID: AR1660 0.5
Client ID:
Injection Date: 16-OCT-2007 14:50
Report Date: 10/17/2007 08:58
Matrix: SOIL
Dilution Factor: 1.000

ZB5 Col			ZB35 Col			ZB5	ZB35		
RT	Shift	Response	RT	Shift	Response	on col	on col	RPD	Compound/Flag
4.524	0.000	16488908	4.605	0.000	10868287	37.3	38.7	3.5	Tetrachloro-m-xylene
11.136	0.000	12621094	11.498	0.001	6928220	35.6	38.4	7.4	Decachlorobiphenyl

* Indicates RPD > 40%
M Indicates Column 1 peak was manually integrated
N Indicates Column 2 peak was manually integrated

SURROGATE PERCENT RECOVERY

SURROGATE	Col1	Col2
Tetrachloro-m-xylene	93.3	96.6
Decachlorobiphenyl	89.1	95.9

INTERNAL STANDARD SUMMARY

Column 1

Standard Cpnd	Standard Area*	Sample Area	%D
Bromo-Nitrobenzene	31569414	33732708	6.9
Hexabromobiphenyl	9983366	11150922	11.7

Column 2

Standard Cpnd	Standard Area*	Sample Area	%D
Bromo-Nitrobenzene	20324893	21386221	5.2
Hexabromobiphenyl	6610345	7518202	13.7

* Standard Areas taken from Initial Cal Level 3
Initial Calibration Date: 16-OCT-2007
<- Indicates standard response outside Limits (-50 to +100%)