		ZB5 Col				ZB35 Col			
Aroclor	Peak#	RT	Shift	Area	Amount	Peak#	RT	Shift	Area	Amount
Aroclor-1016	1	5.695	0.000	4547453	427.1	1	5.824	0.000	4555324	430.8
Aroclor-1016	2	5.991	0.000	14396086	447.4	2	6.293	0.000	9949476	445.2
Aroclor-1016	3	6.103	0.000	6003759	425.2	3	6.453	0.000	3908370	438.0
Aroclor-1016	4	6.357	0.000	3739285	431.9	4	6.990	0.000	3129283	446.4
Total Col1Ave (4 peaks):					432.9	Total Col2Ave (4 peaks):				440.1 RPD = 2
Corrected Ave (4 peaks):					432.9	Corrected Ave (4 peaks):				440.1 RPD = 2
Aroclor-1260	1	8.780	0.000	9025039	451.7	1	9.072	0.000	5078318	438.9
Aroclor-1260	2	9.048	0.000	7618106	450.3	2	9.140	0.000	2851501	435.2
Aroclor-1260	3	9.349	0.000	20380431	457.5	3	9.664	0.000	12299838	445.3
Aroclor-1260	4	9.690	0.000	9154803	443.9	4	10.103	0.000	3393428	454.7
Aroclor-1260	5	9.840	0.000	5961507	466.8	5	10.154	0.000	7850331	456.3
Total Col1Ave (5 peaks):					454.0	Total Col2Ave (5 peaks):				446.1 RPD = 2
Corrected Ave (5 peaks):					454.0	Corrected Ave (5 peaks):				446.1 RPD = 2

Total PCB Area Col1 (4.624 - 11.036) = 233318641 Col1 Total PCB = 0.9 ppm*

Total PCB Area Col2 (4.705 - 11.396) = 144514016 Col2 Total PCB = 0.9 ppm*

* Quantitated against AR1660 0.25ppm in Ical

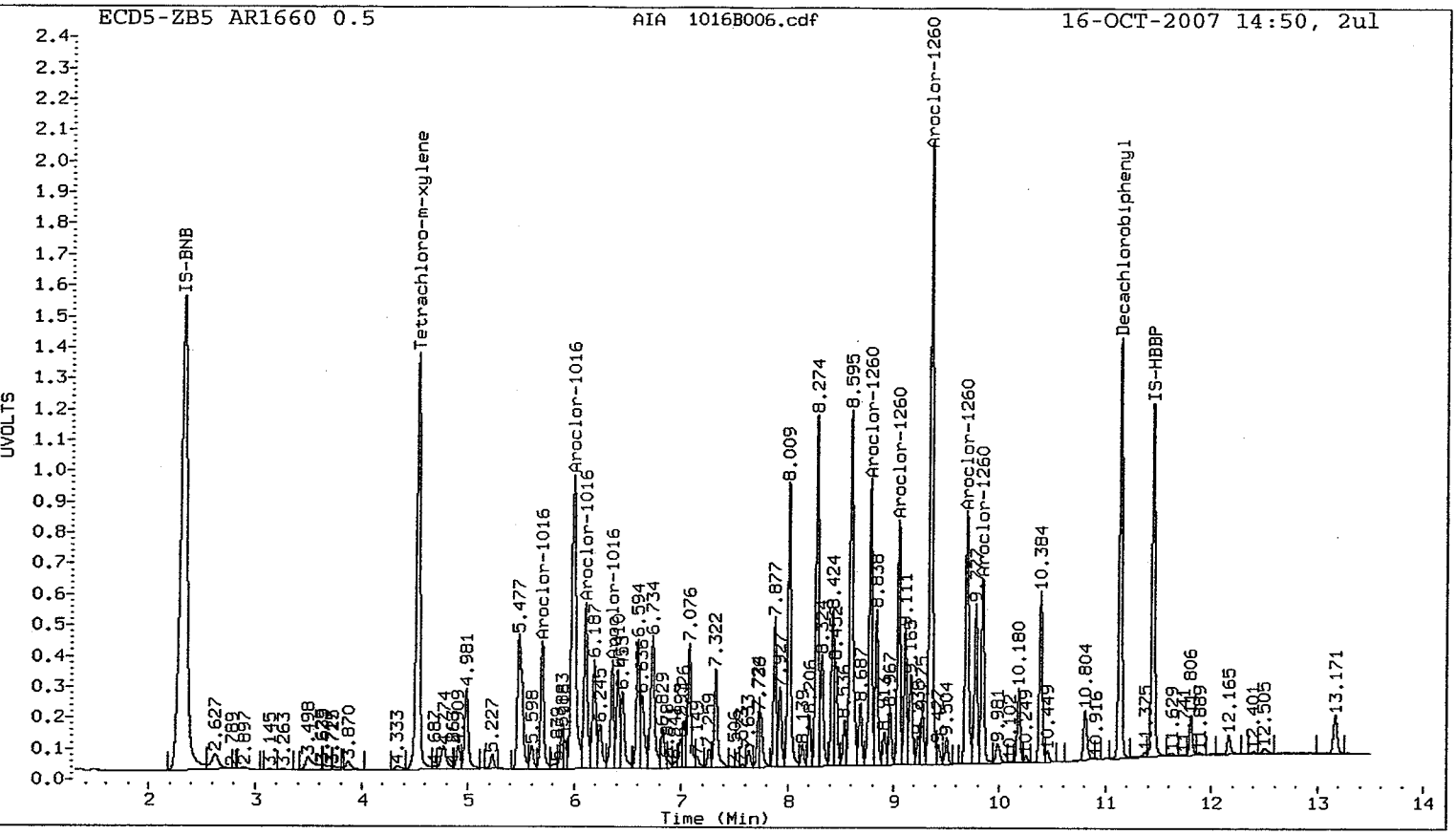
ECD5-ZB5 AR1660 0.5
AIA 1016B006.cdf
16-OCT-2007 14:50, 2ul
UVOLTS
Time (Min)
IS-BNB
Tetrachloro-m-xylene
Aroclor-1016
Aroclor-1260
Decachlorobiphenyl
IS-HBBP

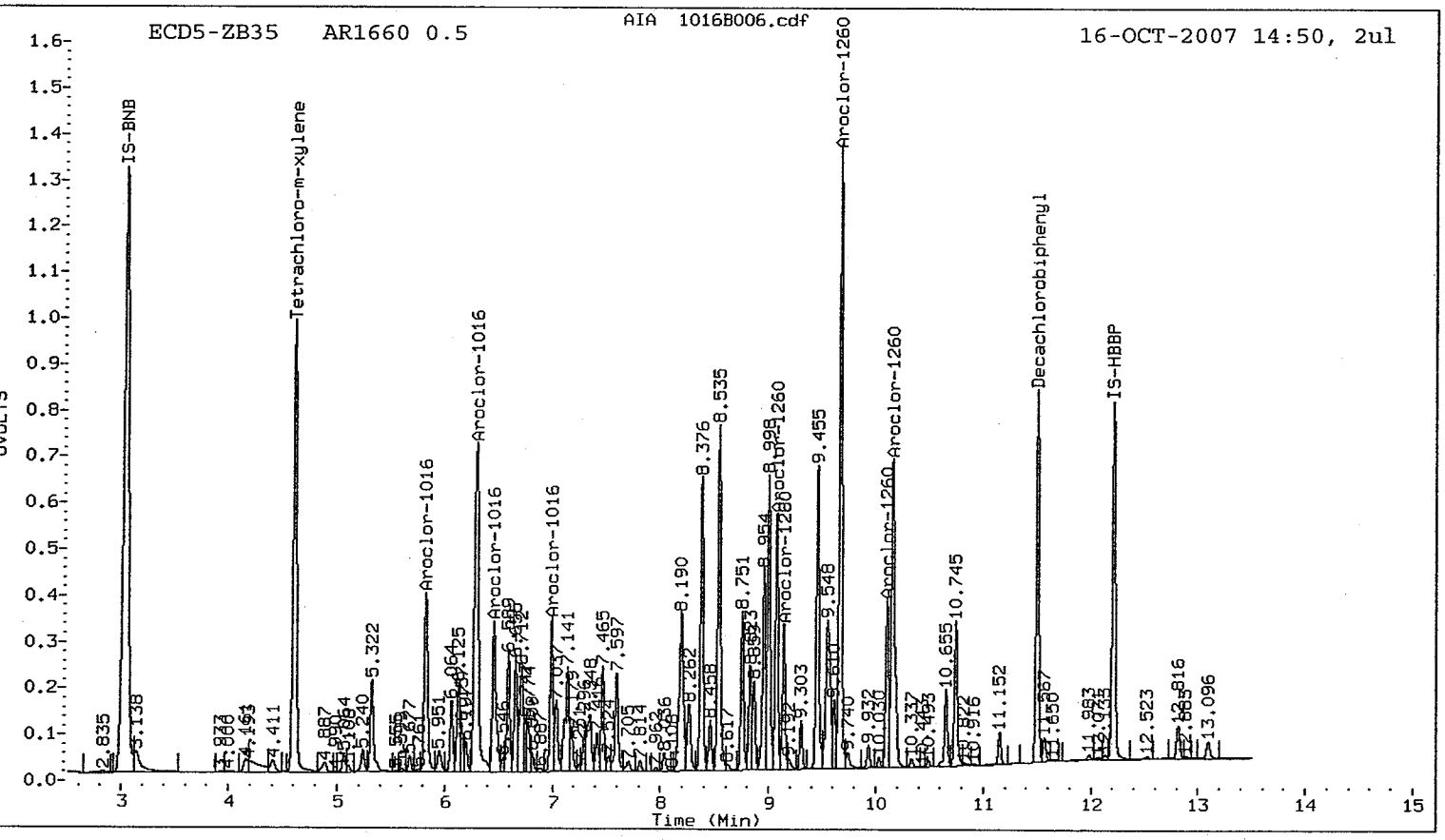
ECD5-ZB35 AR1660 0.5
AIA 1016B006.cdf
16-OCT-2007 14:50, 2ul
UVOLTS
Time (Min)
IS-BNB
Tetrachloro-m-xylene
Aroclor-1016
Aroclor-1260
Decachlorobiphenyl
IS-HBBP

Analytical Resources Inc.
Dual Column PCB Quantitation Report

Data file 1: 20071016.b/ical-1.b/1016B007.d
Data file 2: 20071016.b/ical-2.b/1016B007.d
Method: /chem2/ecd5.i/20071016.b/PCB1.m
Compound Sublist: AR1660
Instrument, Inj. Vol.: ecd5.i, 2ul
Quant Method: Internal Std

ARI ID: ICV
Client ID:
Injection Date: 16-OCT-2007 15:07
Report Date: 10/17/2007 08:58
Matrix: SOIL
Dilution Factor: 1.000

ZB5 Col RT	ZB5 Col Shift	ZB5 Col Response	ZB35 Col RT	ZB35 Col Shift	ZB35 Col Response	ZB5 on col	ZB35 on col	RPD	Compound/Flag
4.475	-0.049	224426	4.625	0.020	54128	0.5	0.2	93.1*	Tetrachloro-m-xylene A B
11.112	-0.024	259399	11.498	0.002	35445	0.8	0.2	114.6*	Decachlorobiphenyl A B

* Indicates RPD > 40%
M Indicates Column 1 peak was manually integrated
N Indicates Column 2 peak was manually integrated

SURROGATE PERCENT RECOVERY

SURROGATE	Col1	Col2
Tetrachloro-m-xylene	1.3	0.5
Decachlorobiphenyl	1.9	0.5

INTERNAL STANDARD SUMMARY

Column 1

Standard Cpnd	Standard Area*	Sample Area	%D
Bromo-Nitrobenzene	31569414	32611268	3.3
Hexabromobiphenyl	9983366	10722755	7.4

Column 2

Standard Cpnd	Standard Area*	Sample Area	%D
Bromo-Nitrobenzene	20324893	21496463	5.8
Hexabromobiphenyl	6610345	7132843	7.9

* Standard Areas taken from Initial Cal Level 3
Initial Calibration Date: 16-OCT-2007
<- Indicates standard response outside Limits (-50 to +100%)

Aroclor	Peak#	ZB5 Col RT	Shift	Area	Amount	Peak#	ZB35 Col RT	Shift	Area	Amount
Aroclor-1016	1	5.696	0.001	2569493	249.6	1	5.824	-0.001	2566783	241.5
Aroclor-1016	2	5.994	0.003	7842038	252.1	2	6.293	0.000	5475852	243.7
Aroclor-1016	3	6.104	0.002	3453876	253.0	3	6.454	0.001	2173248	242.3
Aroclor-1016	4	6.357	0.001	2144120	256.2	4	6.991	0.001	1638432	232.5
Total Col1Ave (4 peaks):					252.7	Total Col2Ave (4 peaks):			240.0	RPD = 5
Corrected Ave (4 peaks):					252.7	Corrected Ave (4 peaks):			240.0	RPD = 5
Aroclor-1260	1	8.781	0.001	4180884	217.6	1	9.073	0.001	2353664	214.4
Aroclor-1260	2	9.049	0.001	3662494	225.1	2	9.141	0.001	1431848	230.4
Aroclor-1260	3	9.349	0.001	9691460	226.2	3	9.665	0.001	5785599	220.8
Aroclor-1260	4	9.690	0.000	4755072	239.8	4	10.104	0.001	1490410	210.5
Aroclor-1260	5	9.841	0.001	2495139	203.2	5	10.155	0.001	3741148	229.2
Total Col1Ave (5 peaks):					222.4	Total Col2Ave (5 peaks):			221.0	RPD = 1
Corrected Ave (5 peaks):					222.4	Corrected Ave (5 peaks):			221.0	RPD = 1

Total PCB Area Col1 (4.624 - 11.036) = 120786590 Col1 Total PCB = 0.5 ppm*

Total PCB Area Col2 (4.705 - 11.396) = 75942885 Col2 Total PCB = 0.5 ppm*

* Quantitated against AR1660 0.25ppm in Ical

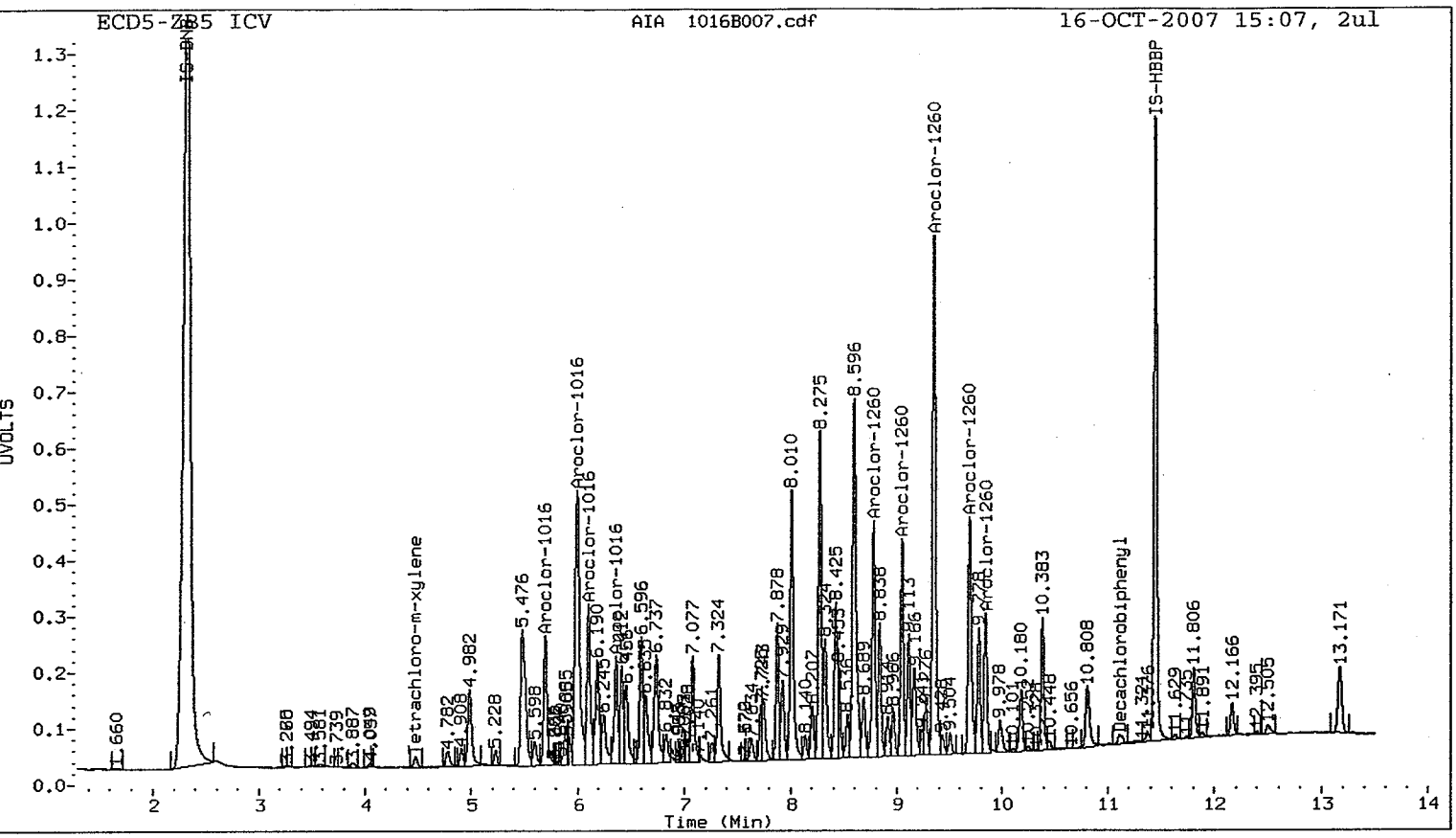
ECD5-ZB5 ICV
AIA 1016B007.cdf
16-OCT-2007 15:07, 2ul
UVOLTS
Time (Min)
IS-BNB
Tetrachloro-m-xylene
Aroclor-1016
Aroclor-1260
IS-HBBP
Decachlorobiphenyl

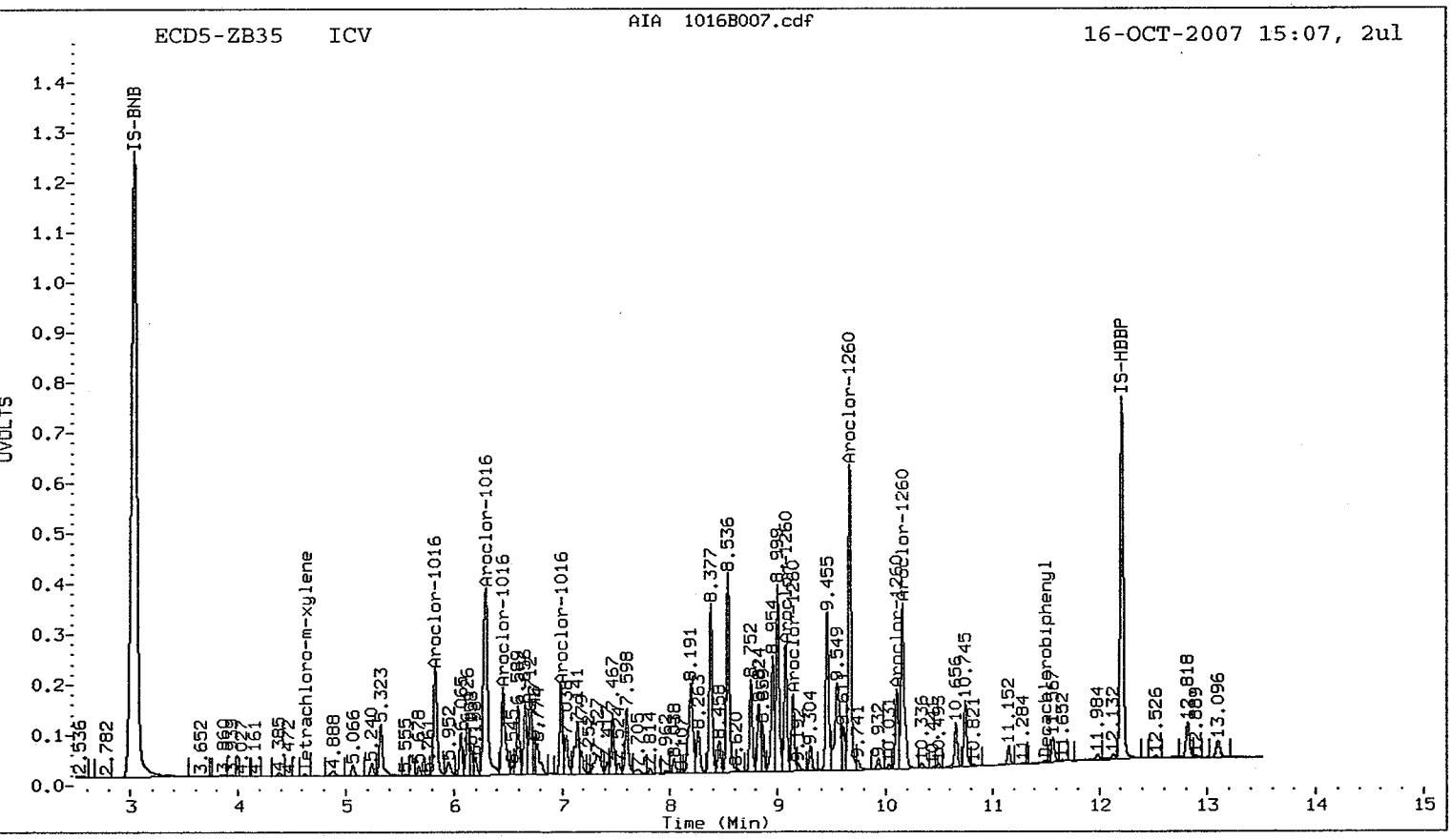
ECD5-ZB35 ICV
AIA 1016B007.cdf
16-OCT-2007 15:07, 2ul
UVOLTS
Time (Min)
IS-BNB
Tetrachloro-m-xylene
Aroclor-1016
Aroclor-1260
IS-HBBP
Decachlorobiphenyl

Analytical Resources Inc.
Dual Column PCB Quantitation Report

Data file 1: 20071016.b/ical-1.b/1016B008.d
Data file 2: 20071016.b/ical-2.b/1016B008.d
Method: /chem2/ecd5.i/20071016.b/PCB1.m
Compound Sublist: AR1242
Instrument, Inj. Vol.: ecd5.i, 2ul
Quant Method: Internal Std

ARI ID: AR1242
Client ID:
Injection Date: 16-OCT-2007 15:24
Report Date: 10/17/2007 08:58
Matrix: SOIL
Dilution Factor: 1.000

ZB5 Col RT	ZB5 Col Shift	ZB5 Col Response	ZB35 Col RT	ZB35 Col Shift	ZB35 Col Response	ZB5 on col	ZB35 on col	RPD	Compound/Flag
4.524	0.000	8250946	4.606	0.001	5384092	19.1	19.3	1.1	Tetrachloro-m-xylene
11.136	0.000	6507140	11.497	0.001	3376749	18.0	18.7	3.5	Decachlorobiphenyl

* Indicates RPD > 40%
M Indicates Column 1 peak was manually integrated
N Indicates Column 2 peak was manually integrated

SURROGATE PERCENT RECOVERY

SURROGATE	Col1	Col2
Tetrachloro-m-xylene	47.7	48.2
Decachlorobiphenyl	45.1	46.7

INTERNAL STANDARD SUMMARY

Column 1

Standard Cpnd	Standard Area*	Sample Area	%D
Bromo-Nitrobenzene	31569414	33033563	4.6
Hexabromobiphenyl	9983366	11364938	13.8

Column 2

Standard Cpnd	Standard Area*	Sample Area	%D
Bromo-Nitrobenzene	20324893	21255964	4.6
Hexabromobiphenyl	6610345	7527133	13.9

* Standard Areas taken from Initial Cal Level 3
Initial Calibration Date: 16-OCT-2007
<- Indicates standard response outside Limits (-50 to +100%)

	ZB5 Col				ZB35 Col			
Aroclor	Peak#	RT	Shift	Area	Amount	Peak#	RT	Shift	Area	Amount
Aroclor-1242	1	5.696	0.000	2101192	250.0	1	5.323	0.000	1070473	250.0
Aroclor-1242	2	5.992	0.000	6305078	250.0	2	5.824	0.000	2094679	250.0
Aroclor-1242	3	6.104	0.000	2790517	250.0	3	6.293	0.000	4366375	250.0
Aroclor-1242	4	6.735	0.000	2671015	250.0	4	6.453	0.000	1745365	250.0
Aroclor-1242	NS	---			----	5	7.349	0.000	1672071	250.0

Total Col1Ave (4 peaks): 250.0 Total Col2Ave (5 peaks): 250.0 RPD = 0

Corrected Ave (4 peaks): 250.0 Corrected Ave (5 peaks): 250.0 RPD = 0

Total PCB Area Col1 (4.624 - 11.036) = 50386819 Col1 Total PCB = 0.2 ppm*

Total PCB Area Col2 (4.705 - 11.396) = 32915700 Col2 Total PCB = 0.2 ppm*

* Quantitated against AR1660 0.25ppm in Ical

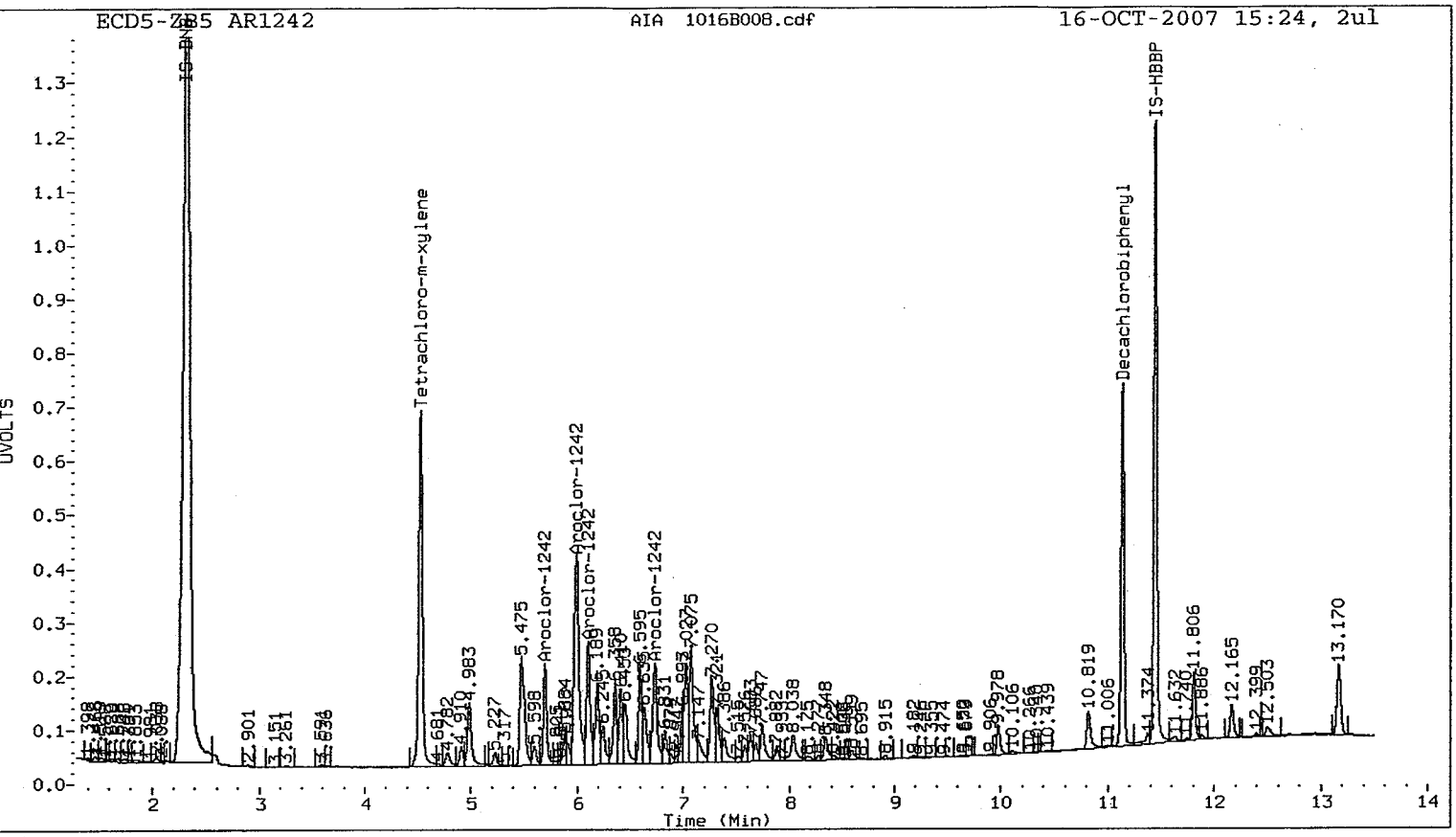
ECD5-ZB5 AR1242
AIA 1016B008.cdf
16-OCT-2007 15:24, 2ul
IS-BNB
Tetrachloro-m-xylene
Aroclor-1242
Aroclor-1242
Aroclor-1242
Aroclor-1242
Decachlorobiphenyl
IS-HBBP
13.170
UVOLTS
Time (Min)

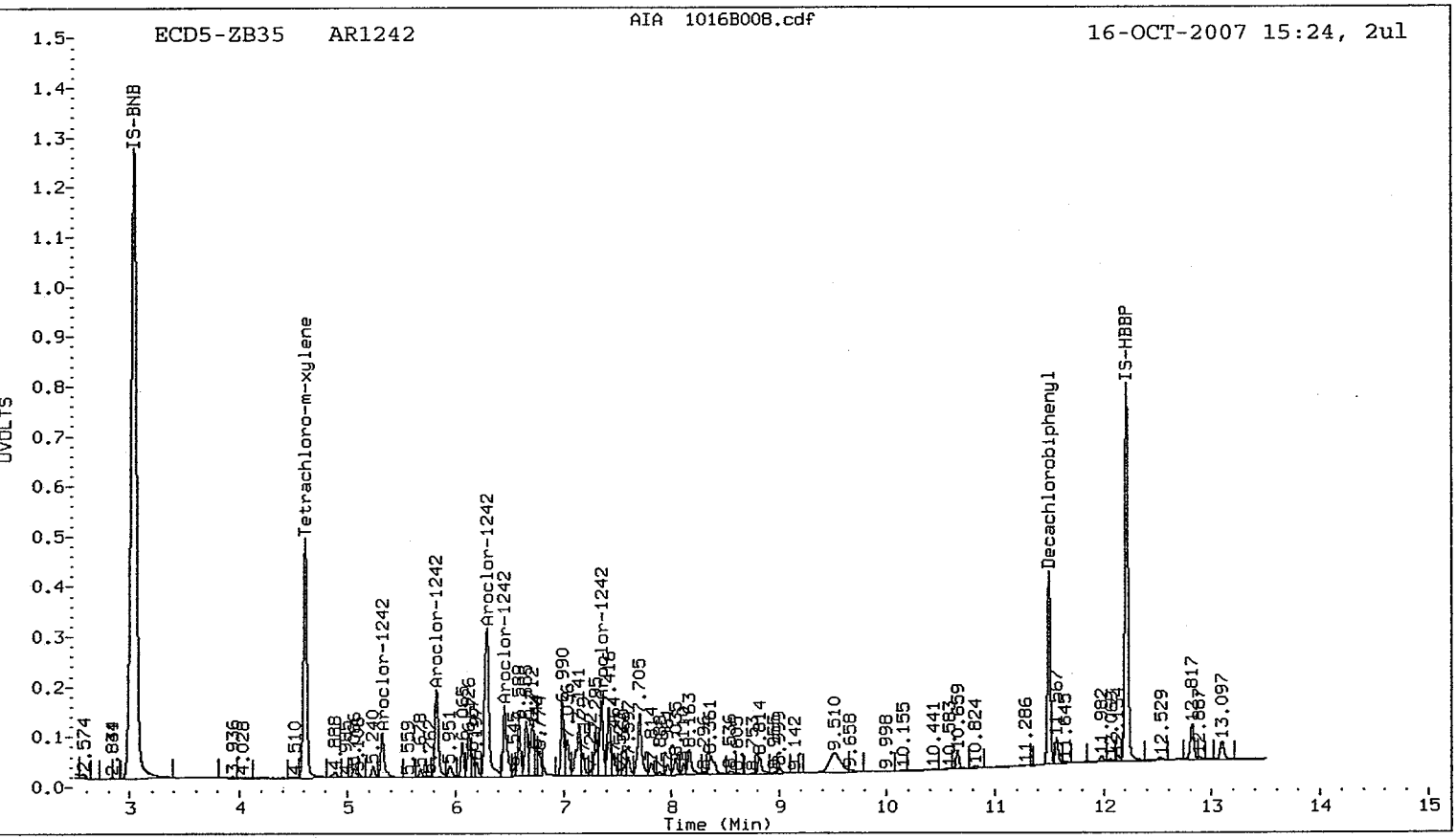
ECD5-ZB35 AR1242
AIA 1016B008.cdf
16-OCT-2007 15:24, 2ul
IS-BNB
Tetrachloro-m-xylene
Aroclor-1242
Aroclor-1242
Aroclor-1242
Aroclor-1242
Decachlorobiphenyl
IS-HBBP
UVOLTS
Time (Min)

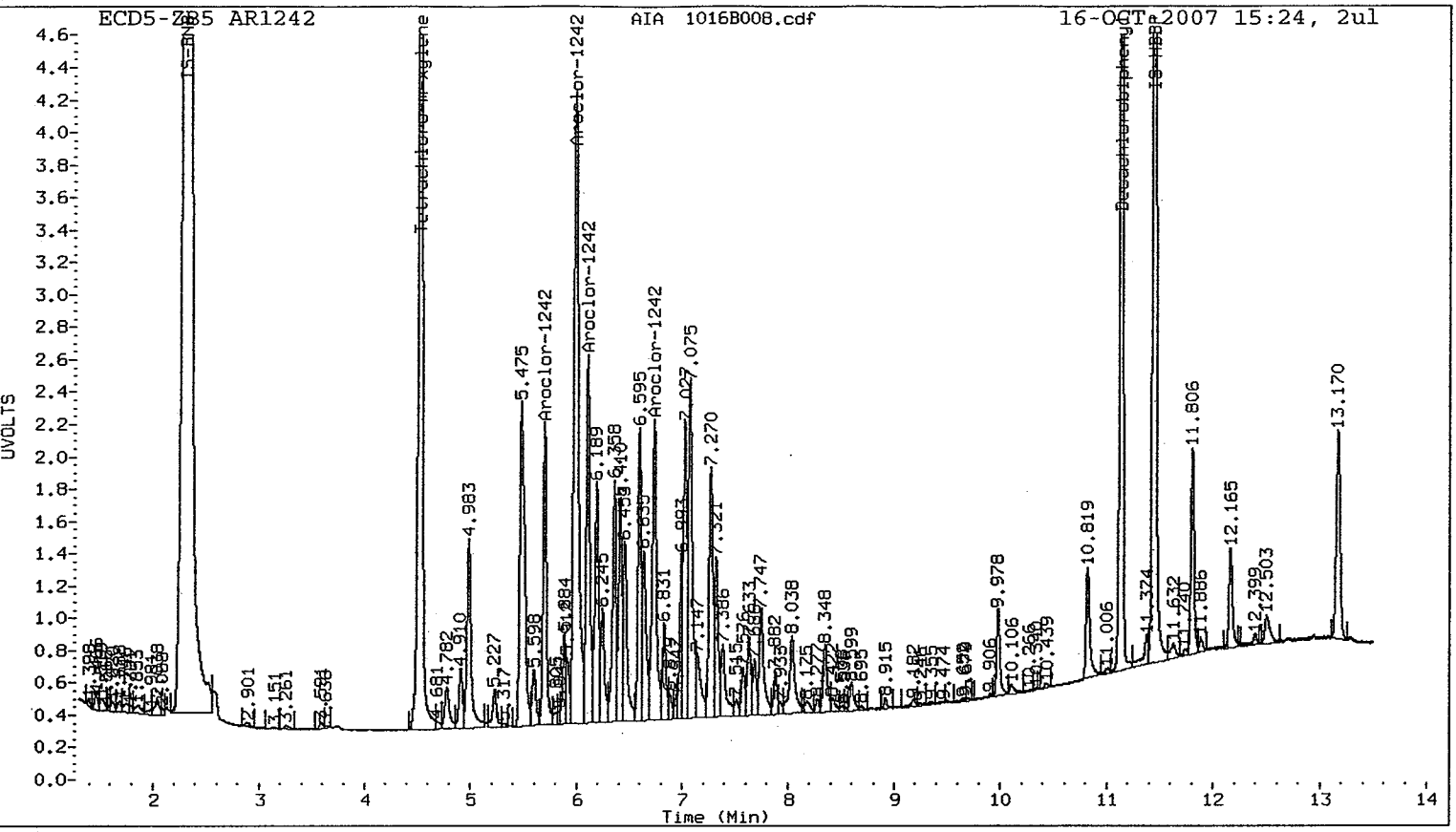
ECD5-ZB5 AR1242
AIA 1016B008.cdf
16-OCT-2007 15:24, 2ul
UVOLTS
Time (Min)
IS-BNB
Tetrachloro-m-xylene
Aroclor-1242
Decachlorobiphenyl
IS-HBBP
2.901
3.151
3.261
4.681
4.782
4.910
4.983
5.227
5.475
5.598
6.189
6.358
6.595
6.831
7.027
7.075
7.147
7.270
7.321
7.386
7.747
8.038
8.348
9.906
9.915
9.978
10.106
10.366
10.439
10.819
11.006
11.324
11.632
11.720
11.806
11.886
12.165
12.399
12.503
13.170

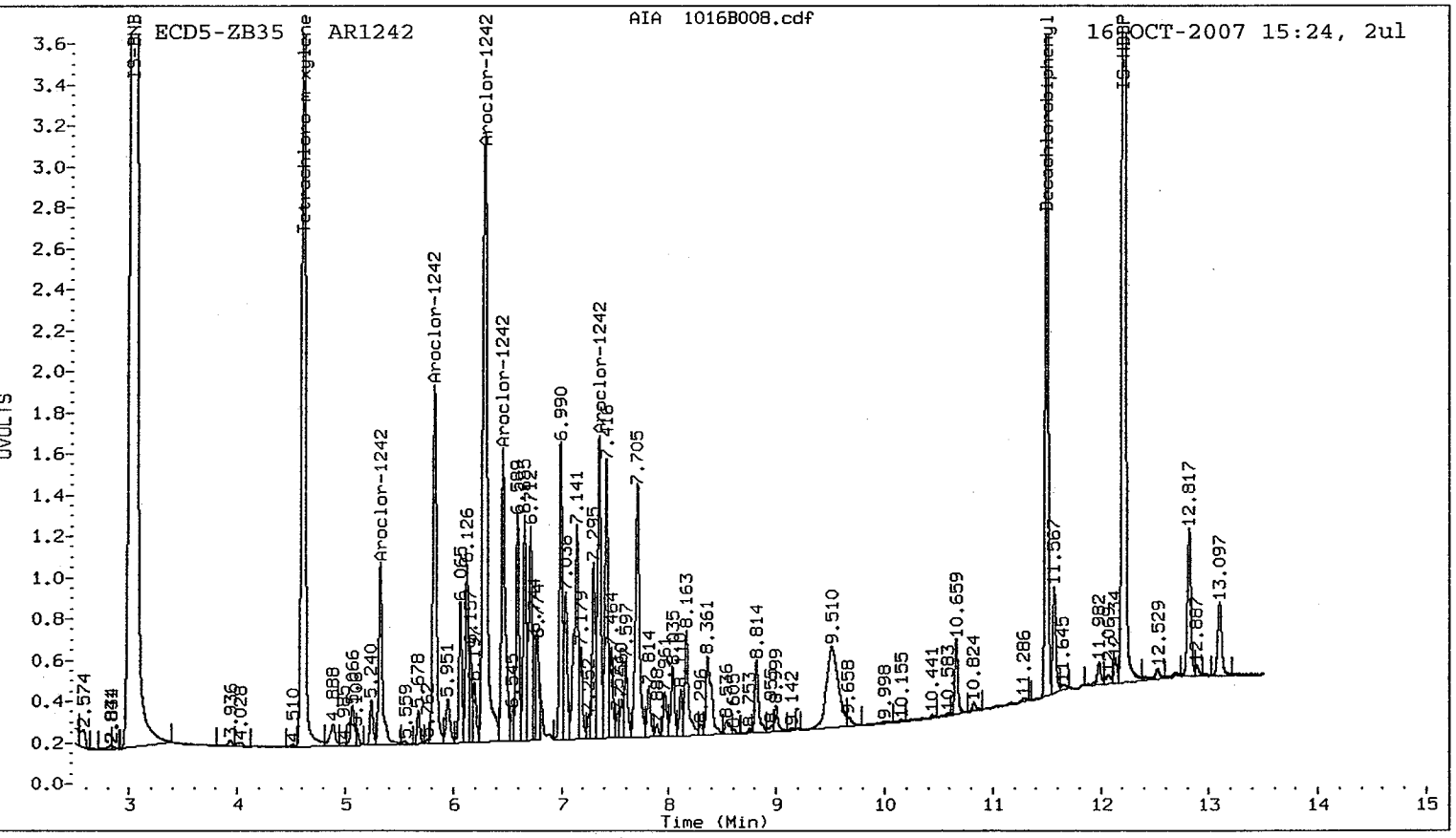
ECD5-ZB35 AR1242
AIA 1016B008.cdf
16-OCT-2007 15:24, 2ul
UVOLTS
Time (Min)
IS-BNB
Tetrachloro-m-xylene
Aroclor-1242
Decachlorobiphenyl
IS-HBBP
2.574
2.834
2.936
3.028
3.510
4.888
5.240
5.559
5.678
5.951
6.065
6.126
6.990
7.141
7.295
7.418
7.705
8.163
8.361
8.814
9.510
9.658
9.998
10.155
10.441
10.583
10.659
10.824
11.286
11.645
11.667
12.529
12.817
13.097

Analytical Resources Inc.
Dual Column PCB Quantitation Report

Data file 1: 20071016.b/ical-1.b/1016B009.d
Data file 2: 20071016.b/ical-2.b/1016B009.d
Method: /chem2/ecd5.i/20071016.b/PCB1.m
Compound Sublist: AR1248
Instrument, Inj. Vol.: ecd5.i, 2ul
Quant Method: Internal Std

ARI ID: AR1248
Client ID:
Injection Date: 16-OCT-2007 15:42
Report Date: 10/17/2007 08:58
Matrix: SOIL
Dilution Factor: 1.000

ZB5 Col RT	ZB5 Col Shift	ZB5 Col Response	ZB35 Col RT	ZB35 Col Shift	ZB35 Col Response	ZB5 on col	ZB35 on col	RPD	Compound/Flag
4.524	0.000	8372462	4.605	0.000	5450380	19.1	19.4	1.6	Tetrachloro-m-xylene
11.136	0.000	6329098	11.497	0.000	3350716	19.0	20.3	6.5	Decachlorobiphenyl

* Indicates RPD > 40%
M Indicates Column 1 peak was manually integrated
N Indicates Column 2 peak was manually integrated

SURROGATE PERCENT RECOVERY

SURROGATE	Col1	Col2
Tetrachloro-m-xylene	47.7	48.5
Decachlorobiphenyl	47.4	50.6

INTERNAL STANDARD SUMMARY

Column 1

Standard Cpnd	Standard Area*	Sample Area	%D
Bromo-Nitrobenzene	31569414	33462797	6.0
Hexabromobiphenyl	9983366	10503875	5.2

Column 2

Standard Cpnd	Standard Area*	Sample Area	%D
Bromo-Nitrobenzene	20324893	21354940	5.1
Hexabromobiphenyl	6610345	6887836	4.2

* Standard Areas taken from Initial Cal Level 3
Initial Calibration Date: 16-OCT-2007
<- Indicates standard response outside Limits (-50 to +100%)

	ZB5 Col				ZB35 Col			
Aroclor	Peak#	RT	Shift	Area	Amount	Peak#	RT	Shift	Area	Amount
Aroclor-1248	1	5.992	0.000	4662834	250.0	1	6.291	0.000	3291007	250.0
Aroclor-1248	2	6.105	0.000	1774479	250.0	2	6.656	0.000	1823855	250.0
Aroclor-1248	3	6.357	0.000	2766891	250.0	3	6.990	0.000	2140686	250.0
Aroclor-1248	4	6.736	0.000	4076014	250.0	4	7.349	0.000	2965303	250.0
Aroclor-1248	5	7.074	0.000	5395115	250.0	NS	---			----

Total Col1Ave (5 peaks): 250.0 Total Col2Ave (4 peaks): 250.0 RPD = 0

Corrected Ave (5 peaks): 250.0 Corrected Ave (4 peaks): 250.0 RPD = 0

Total PCB Area Col1 (4.624 - 11.036) = 63564074 Col1 Total PCB = 0.3 ppm*

Total PCB Area Col2 (4.705 - 11.396) = 41389890 Col2 Total PCB = 0.3 ppm*

* Quantitated against AR1660 0.25ppm in Ical

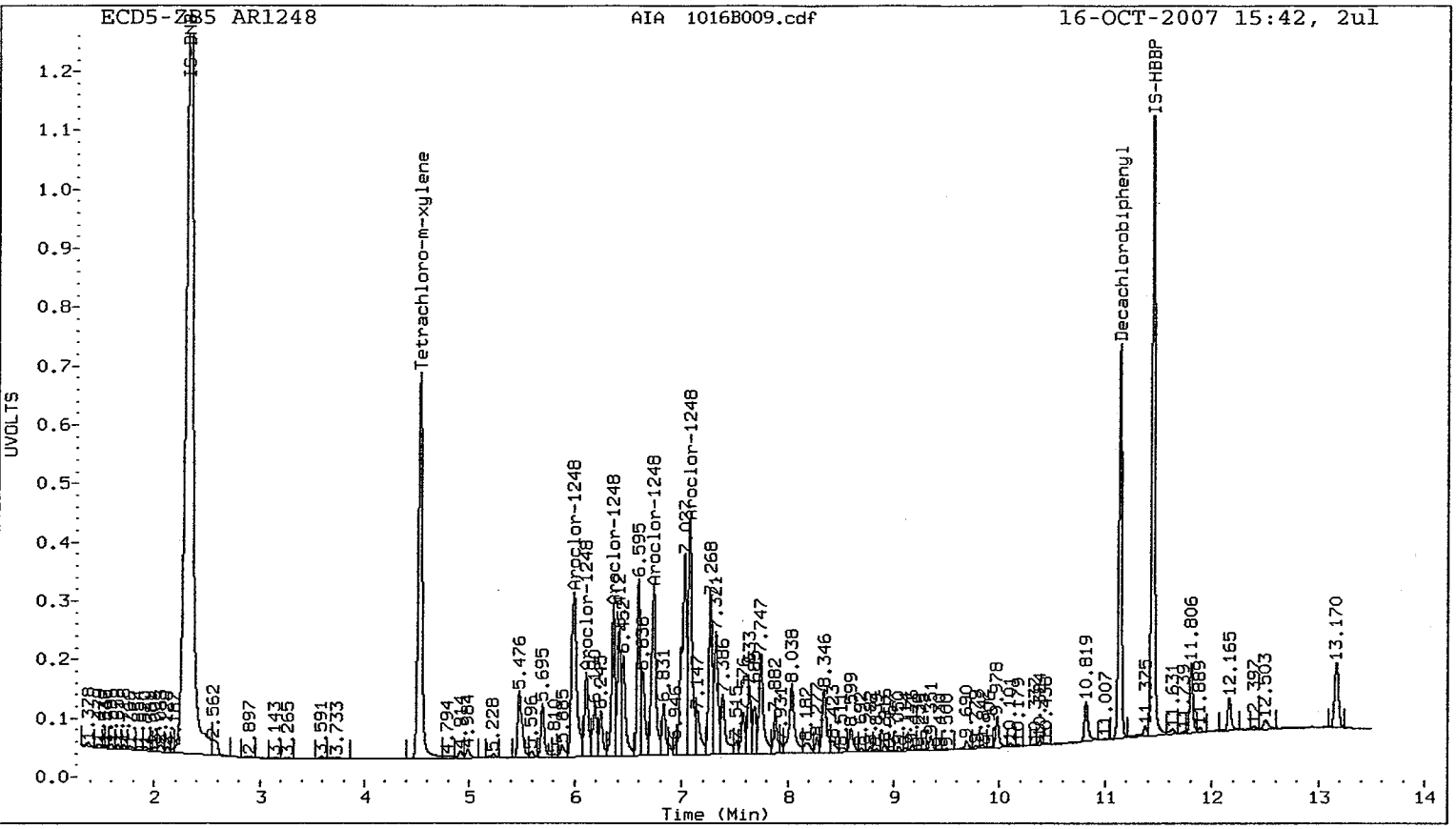
ECD5-ZB5 AR1248
AIA 1016B009.cdf
16-OCT-2007 15:42, 2ul
UVOLTS
Time (Min)
IS-BNB
Tetrachloro-m-xylene
Aroclor-1248
Aroclor-1248
Aroclor-1248
Aroclor-1248
Aroclor-1248
Decachlorobiphenyl
IS-HBBP

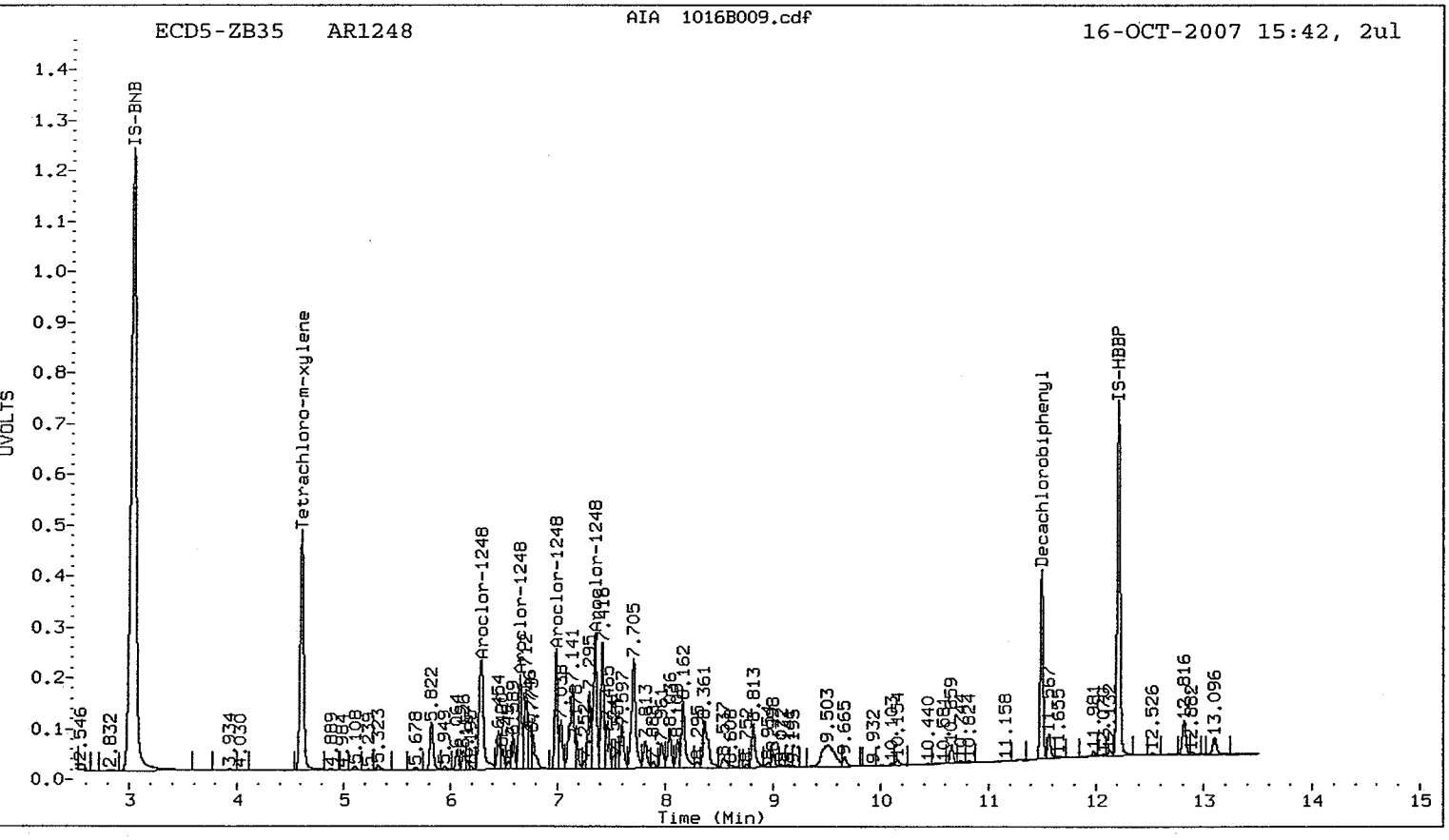
ECD5-ZB35 AR1248
AIA 1016B009.cdf
16-OCT-2007 15:42, 2ul
UVOLTS
Time (Min)
IS-BNB
Tetrachloro-m-xylene
Aroclor-1248
Aroclor-1248
Aroclor-1248
Aroclor-1248
Aroclor-1248
Decachlorobiphenyl
IS-HBBP

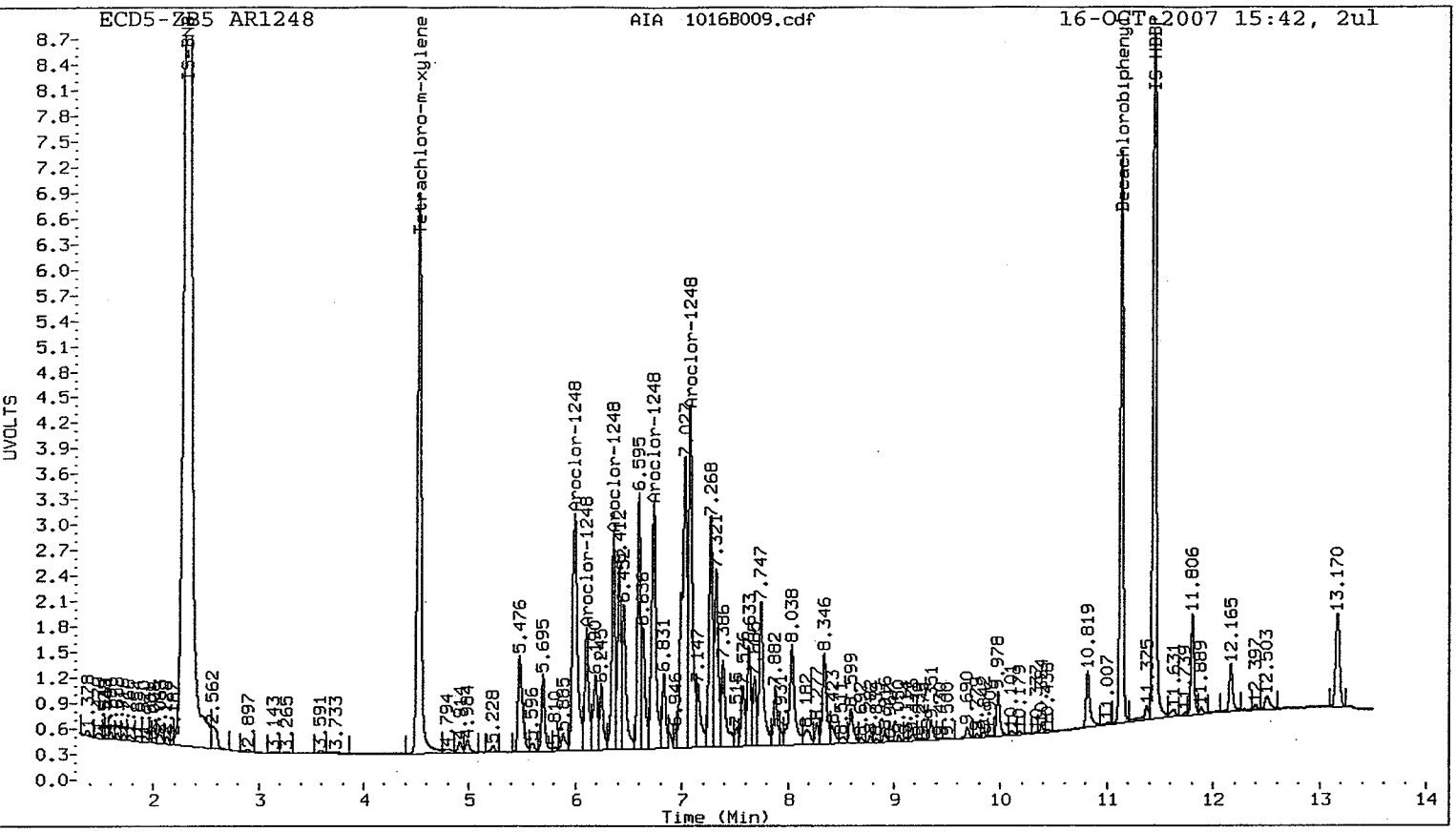
ECD5-ZB5 AR1248
AIA 1016B009.cdf
16-OCT-2007 15:42, 2ul
IS-BNB
Tetrachloro-m-xylene
Decachlorobiphenyl
IS-HBBP
Aroclor-1248
UVOLTS
Time (Min)

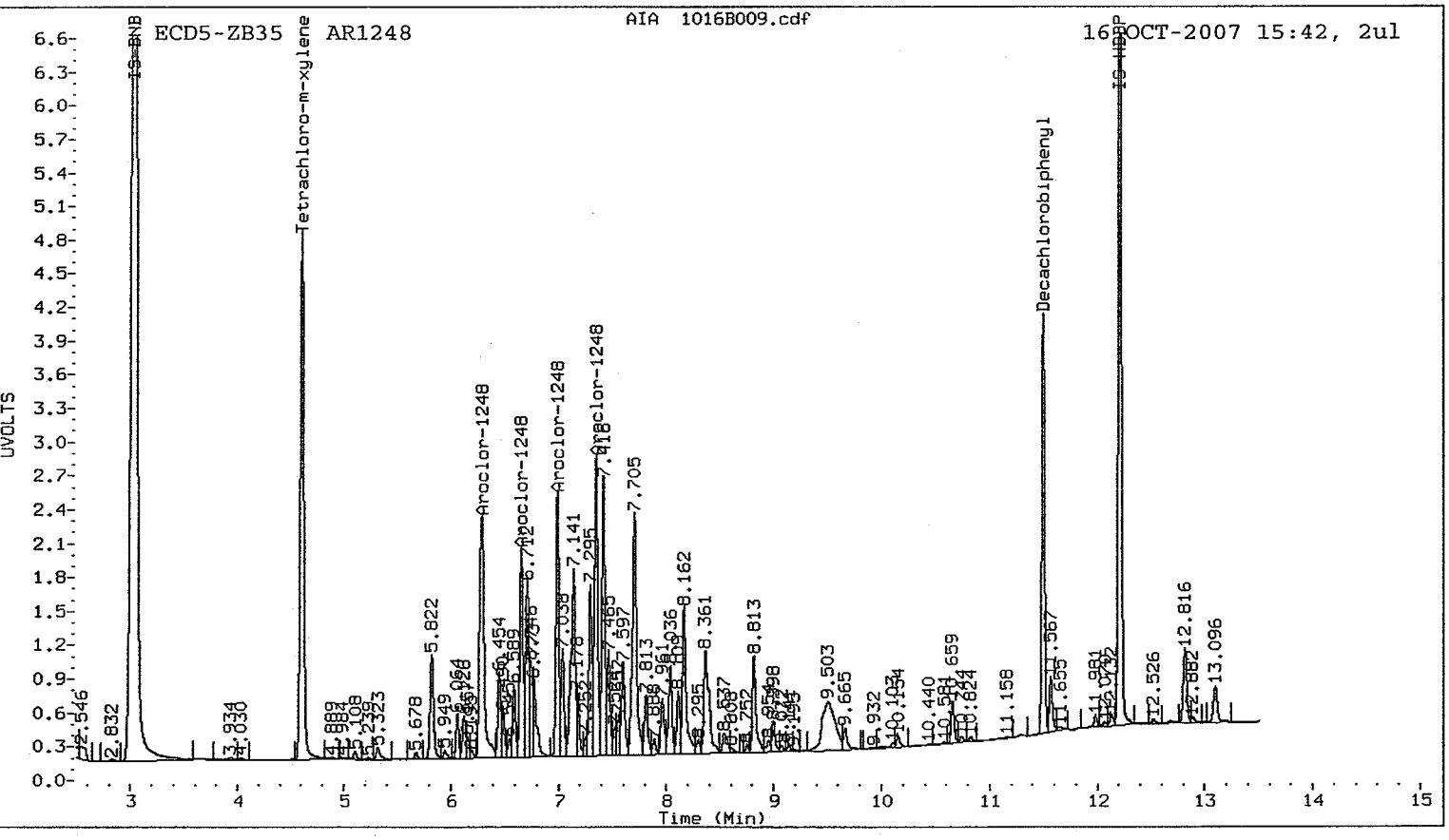
ECD5-ZB35 AR1248
AIA 1016B009.cdf
16-OCT-2007 15:42, 2ul
IS-BNB
Tetrachloro-m-xylene
Decachlorobiphenyl
IS-HBBP
Aroclor-1248
UVOLTS
Time (Min)

Analytical Resources Inc.
Dual Column PCB Quantitation Report

Data file 1: 20071016.b/ical-1.b/1016B010.d
Data file 2: 20071016.b/ical-2.b/1016B010.d
Method: /chem2/ecd5.i/20071016.b/PCB1.m
Compound Sublist: AR1254
Instrument, Inj. Vol.: ecd5.i, 2ul
Quant Method: Internal Std

ARI ID: AR1254
Client ID:
Injection Date: 16-OCT-2007 15:59
Report Date: 10/17/2007 08:58
Matrix: SOIL
Dilution Factor: 1.000

ZB5 Col RT	ZB5 Col Shift	ZB5 Col Response	ZB35 Col RT	ZB35 Col Shift	ZB35 Col Response	ZB5 on col	ZB35 on col	RPD	Compound/Flag
4.524	0.000	8326150	4.605	0.000	5507578	19.2	19.5	1.3	Tetrachloro-m-xylene
11.136	0.000	6465211	11.497	0.001	3394369	18.6	19.6	5.2	Decachlorobiphenyl

* Indicates RPD > 40%
M Indicates Column 1 peak was manually integrated
N Indicates Column 2 peak was manually integrated

SURROGATE PERCENT RECOVERY

SURROGATE	Col1	Col2
Tetrachloro-m-xylene	48.1	48.7
Decachlorobiphenyl	46.6	49.1

INTERNAL STANDARD SUMMARY

Column 1

Standard Cpnd	Standard Area*	Sample Area	%D
Bromo-Nitrobenzene	31569414	33035889	4.6
Hexabromobiphenyl	9983366	10920808	9.4

Column 2

Standard Cpnd	Standard Area*	Sample Area	%D
Bromo-Nitrobenzene	20324893	21491816	5.7
Hexabromobiphenyl	6610345	7199807	8.9

* Standard Areas taken from Initial Cal Level 3
Initial Calibration Date: 16-OCT-2007
<- Indicates standard response outside Limits (-50 to +100%)

		ZB5 Col				ZB35 Col			
Aroclor	Peak#	RT	Shift	Area	Amount	Peak#	RT	Shift	Area	Amount
Aroclor-1254	1	7.323	0.000	5882899	250.0	1	7.597	0.000	3061835	250.0
Aroclor-1254	2	7.632	0.000	3622043	250.0	2	8.036	0.000	2332840	250.0
Aroclor-1254	3	7.745	0.000	7196160	250.0	3	8.162	0.000	5024625	250.0
Aroclor-1254	4	8.032	0.000	7746396	250.0	4	8.364	0.000	5071731	250.0
Aroclor-1254	5	8.336	0.000	4551184	250.0	5	8.817	0.000	2853990	250.0
Total Col1Ave (5 peaks):					250.0	Total Col2Ave (5 peaks):				250.0
Corrected Ave (5 peaks):					250.0	Corrected Ave (5 peaks):				250.0

RPD = 0

RPD = 0

Total PCB Area Col1 (4.624 - 11.036) = 78048346 Col1 Total PCB = 0.3 ppm*

Total PCB Area Col2 (4.705 - 11.396) = 49750239 Col2 Total PCB = 0.3 ppm*

* Quantitated against AR1660 0.25ppm in Ical

PCB-Form 10 Mod.

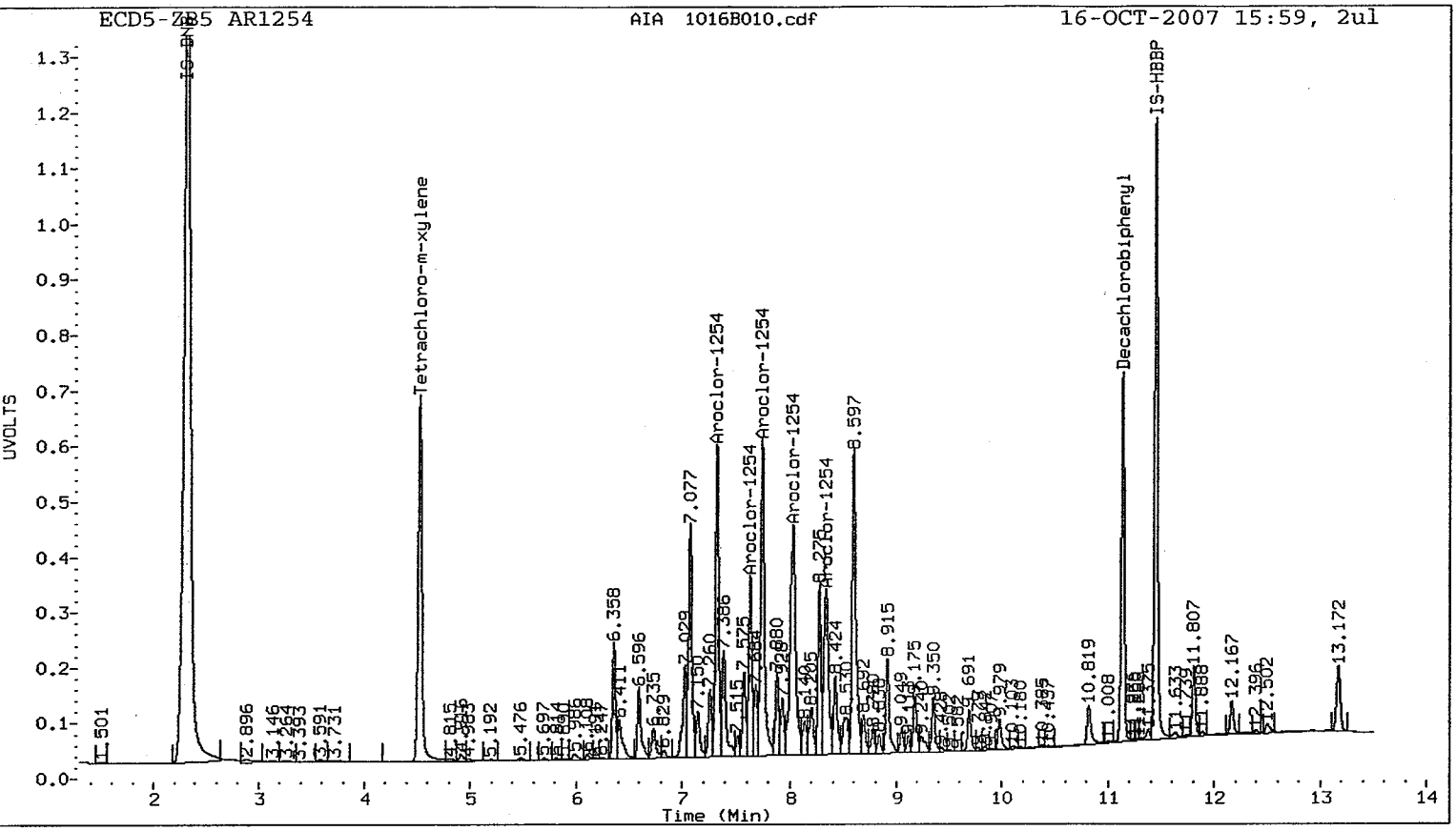
ECD5-ZB5 AR1254
AIA 1016B010.cdf
16-OCT-2007 15:59, 2ul
IS-BNB
Tetrachloro-m-xylene
Aroclor-1254
Decachlorobiphenyl
IS-HBBP
UVOLTS
Time (Min)

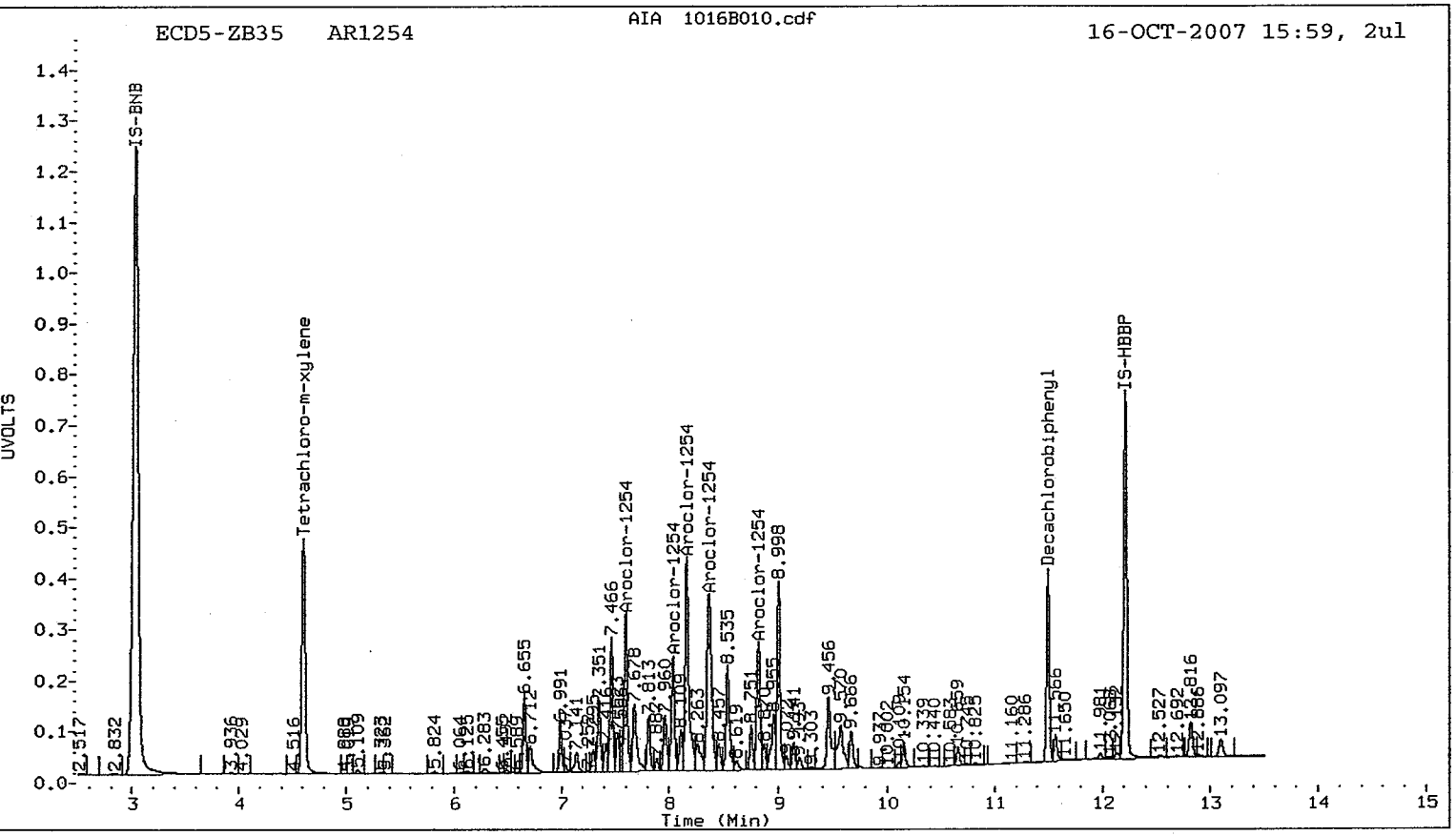
ECD5-ZB35 AR1254
AIA 1016B010.cdf
16-OCT-2007 15:59, 2ul
IS-BNB
Tetrachloro-m-xylene
Aroclor-1254
Decachlorobiphenyl
IS-HBBP
UVOLTS
Time (Min)

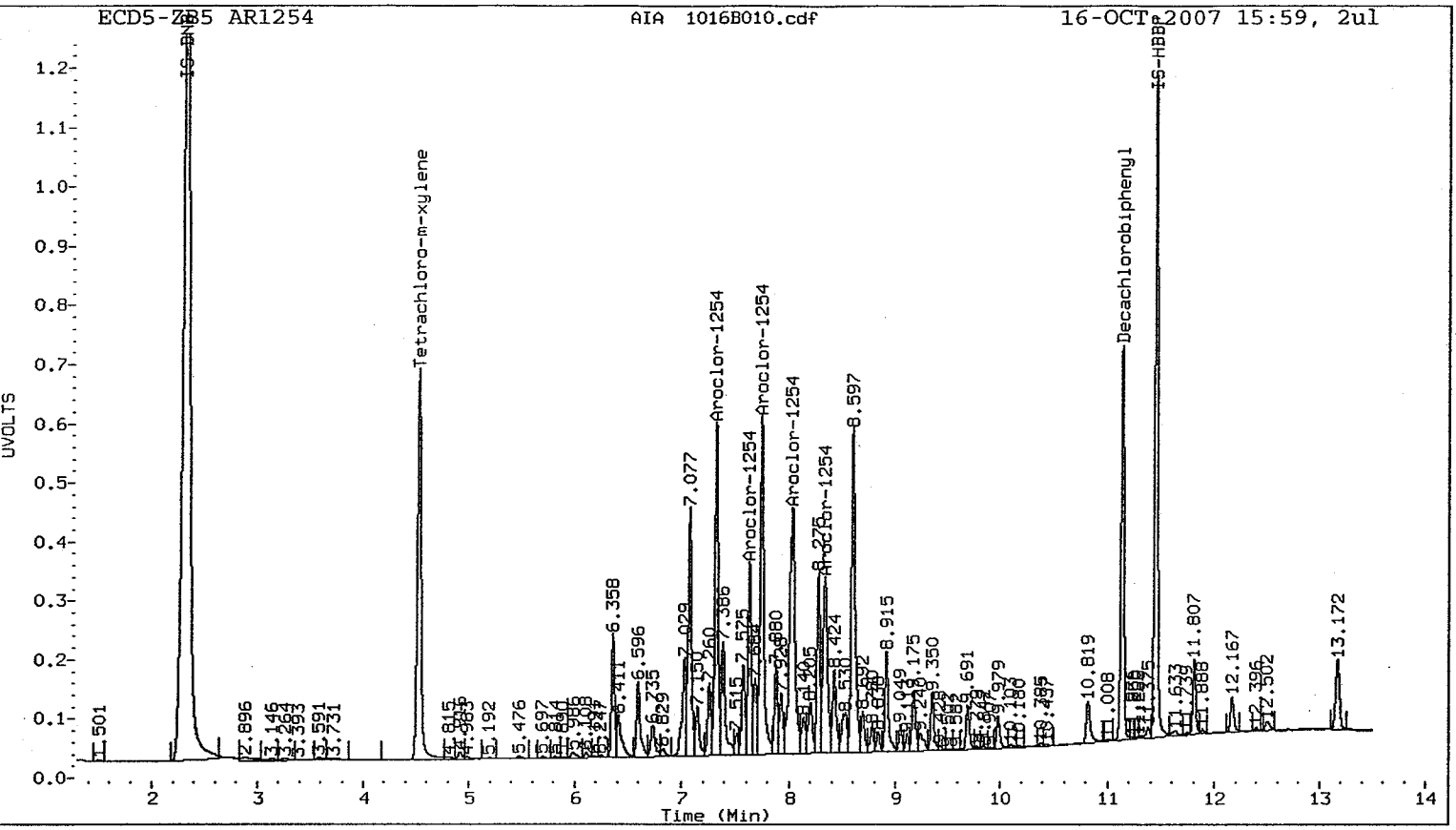
ECD5-ZB5 AR1254
AIA 1016B010.cdf
16-OCT-2007 15:59, 2ul
UVOLTS
Time (Min)
IS-BNB
Tetrachloro-m-xylene
Aroclor-1254
Decachlorobiphenyl
IS-HBBP

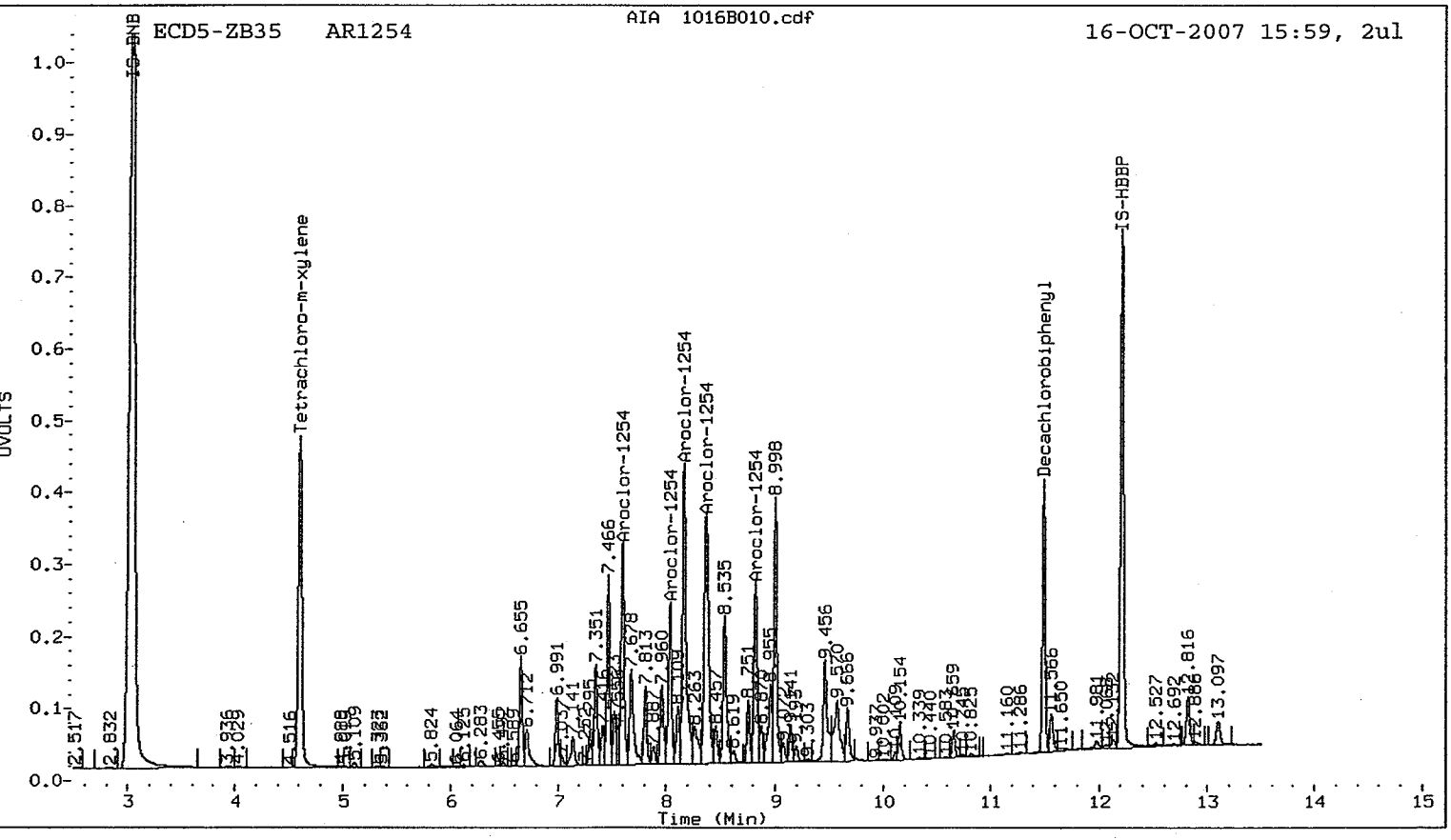
ECD5-ZB35 AR1254
AIA 1016B010.cdf
16-OCT-2007 15:59, 2ul
UVOLTS
Time (Min)
IS-BNB
Tetrachloro-m-xylene
Aroclor-1254
Decachlorobiphenyl
IS-HBBP

Analytical Resources Inc.
Dual Column PCB Quantitation Report

Data file 1: 20071016.b/ical-1.b/1016B011.d
Data file 2: 20071016.b/ical-2.b/1016B011.d
Method: /chem2/ecd5.i/20071016.b/PCB1.m
Compound Sublist: AR2162
Instrument, Inj. Vol.: ecd5.i, 2ul
Quant Method: Internal Std

ARI ID: AR2162
Client ID:
Injection Date: 16-OCT-2007 16:16
Report Date: 10/17/2007 08:58
Matrix: SOIL
Dilution Factor: 1.000

ZB5 Col			ZB35 Col			ZB5	ZB35		
RT	Shift	Response	RT	Shift	Response	on col	on col	RPD	Compound/Flag
4.525	0.000	8614113	4.606	0.001	5481045	20.2	20.3	0.5	Tetrachloro-m-xylene
11.136	0.000	6421816	11.498	0.002	3322229	19.4	20.5	5.2	Decachlorobiphenyl

* Indicates RPD > 40%
M Indicates Column 1 peak was manually integrated
N Indicates Column 2 peak was manually integrated

SURROGATE PERCENT RECOVERY

SURROGATE	Col1	Col2
Tetrachloro-m-xylene	50.5	50.8
Decachlorobiphenyl	48.6	51.2

INTERNAL STANDARD SUMMARY

Column 1

Standard Cpnd	Standard Area*	Sample Area	%D
Bromo-Nitrobenzene	31569414	32536980	3.1
Hexabromobiphenyl	9983366	10398524	4.2

Column 2

Standard Cpnd	Standard Area*	Sample Area	%D
Bromo-Nitrobenzene	20324893	20535027	1.0
Hexabromobiphenyl	6610345	6749695	2.1

* Standard Areas taken from Initial Cal Level 3
Initial Calibration Date: 16-OCT-2007
<- Indicates standard response outside Limits (-50 to +100%)

Aroclor	Peak#	ZB5 Col RT	Shift	Area	Amount	Peak#	ZB35 Col RT	Shift	Area	Amount
Aroclor-1221	1	4.783	0.000	1121244	250.0	1	5.066	0.000	835140	250.0
Aroclor-1221	2	4.909	0.000	747047	250.0	2	5.240	0.000	481416	250.0
Aroclor-1221	3	4.986	0.000	2522704	250.0	3	5.323	0.000	1467762	250.0
Aroclor-1221	NS	---			----	4	5.836	0.000	593447	250.0
	Total Col1Ave (3 peaks):			250.0		Total Col2Ave (4 peaks):			250.0	RPD = 0
	Corrected Ave (3 peaks):			250.0		Corrected Ave (4 peaks):			250.0	RPD = 0
Aroclor-1262	1	9.050	0.000	5304025	250.0	1	9.074	0.000	4238097	250.0
Aroclor-1262	2	9.350	0.000	13363249	250.0	2	9.666	0.000	7846180	250.0
Aroclor-1262	3	9.691	0.000	4083575	250.0	3	10.102	0.000	3307282	250.0
Aroclor-1262	4	9.842	0.000	5861283	250.0	4	10.157	0.000	5098754	250.0
Aroclor-1262	5	10.386	0.000	4444773	250.0	5	10.746	0.000	2502660	250.0
	Total Col1Ave (5 peaks):			250.0		Total Col2Ave (5 peaks):			250.0	RPD = 0
	Corrected Ave (5 peaks):			250.0		Corrected Ave (5 peaks):			250.0	RPD = 0

Total PCB Area Col1 (4.625 - 11.036) = 103171947 Col1 Total PCB = 0.4 ppm*

Total PCB Area Col2 (4.705 - 11.396) = 62804211 Col2 Total PCB = 0.4 ppm*

* Quantitated against AR1660 0.25ppm in Ical

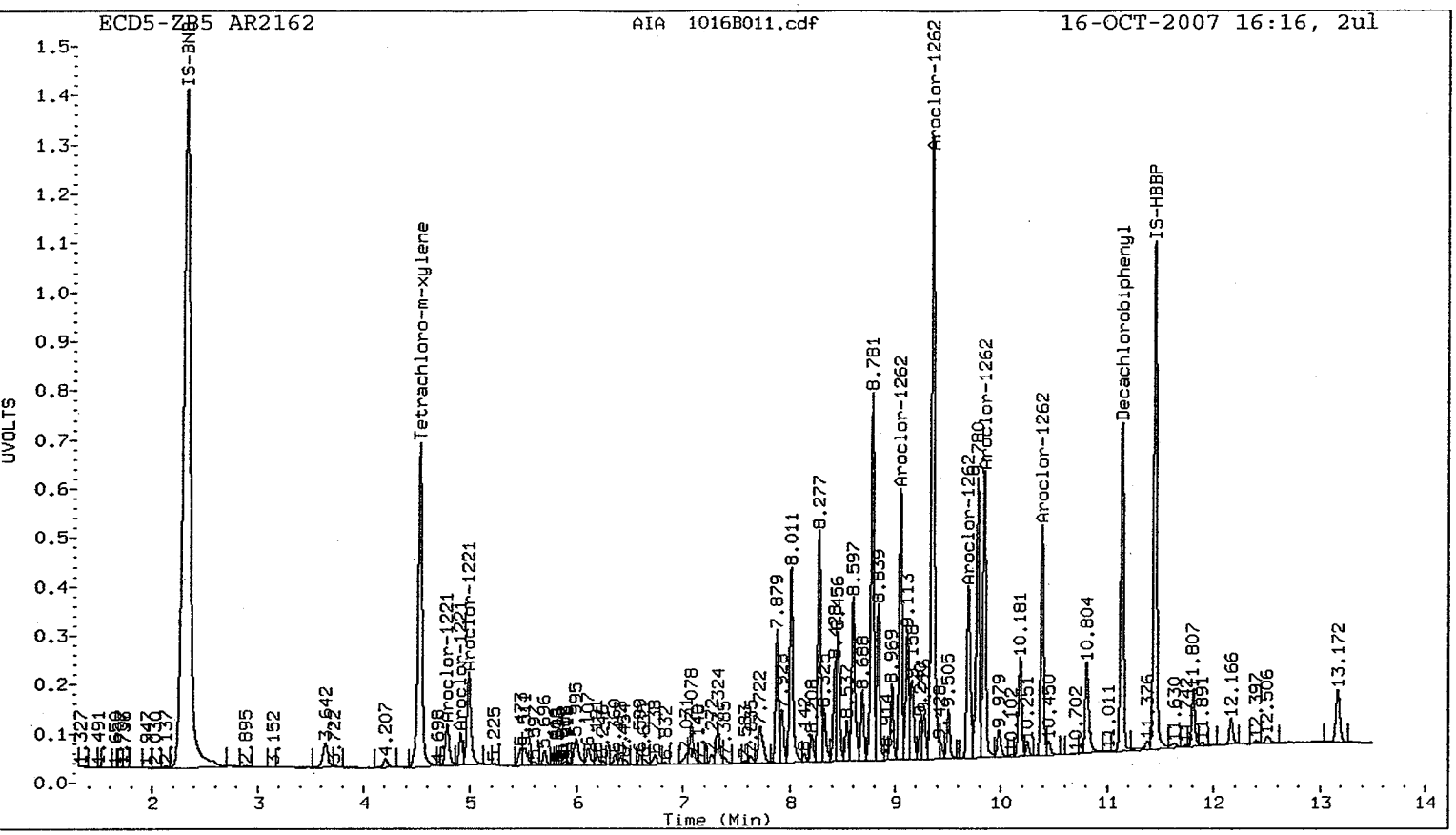
ECD5-ZB5 AR2162
AIA 1016B011.cdf
16-OCT-2007 16:16, 2ul
UVOLTS
Time (Min)
IS-BNB
Tetrachloro-m-xylene
Aroclor-1221
Aroclor-1262
Decachlorobiphenyl
IS-HBBP

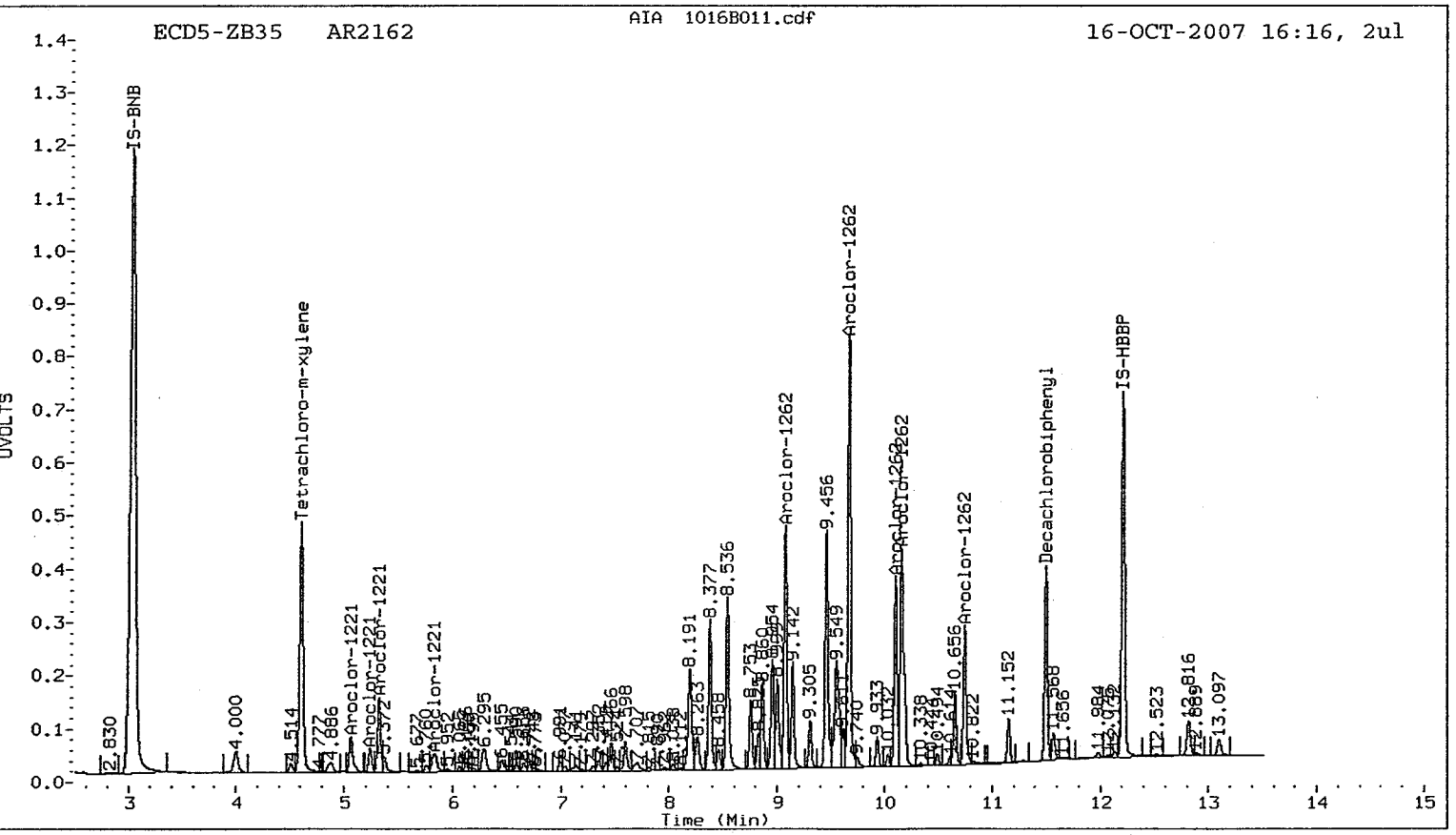
ECD5-ZB35 AR2162
AIA 1016B011.cdf
16-OCT-2007 16:16, 2ul
UVOLTS
Time (Min)
IS-BNB
Tetrachloro-m-xylene
Aroclor-1221
Aroclor-1262
Decachlorobiphenyl
IS-HBBP

Analytical Resources Inc.
Dual Column PCB Quantitation Report

Data file 1: 20071016.b/ical-1.b/1016B012.d
Data file 2: 20071016.b/ical-2.b/1016B012.d
Method: /chem2/ecd5.i/20071016.b/PCB1.m
Compound Sublist: AR3268
Instrument, Inj. Vol.: ecd5.i, 2ul
Quant Method: Internal Std

ARI ID: AR3268
Client ID:
Injection Date: 16-OCT-2007 16:33
Report Date: 10/17/2007 08:58
Matrix: SOIL
Dilution Factor: 1.000

ZB5 Col RT	ZB5 Col Shift	ZB5 Col Response	ZB35 Col RT	ZB35 Col Shift	ZB35 Col Response	ZB5 on col	ZB35 on col	RPD	Compound/Flag
4.523	0.000	8586862	4.605	0.000	5539483	19.3	19.4	0.3	Tetrachloro-m-xylene
11.135	0.000	12377286	11.496	0.000	6817481	35.4	38.6	8.6	Decachlorobiphenyl

* Indicates RPD > 40%
M Indicates Column 1 peak was manually integrated
N Indicates Column 2 peak was manually integrated

SURROGATE PERCENT RECOVERY

SURROGATE	Col1	Col2
Tetrachloro-m-xylene	48.3	48.5
Decachlorobiphenyl	88.5	96.5

INTERNAL STANDARD SUMMARY

Column 1

Standard Cpnd	Standard Area*	Sample Area	%D
Bromo-Nitrobenzene	31569414	33893543	7.4
Hexabromobiphenyl	9983366	11004559	10.2

Column 2

Standard Cpnd	Standard Area*	Sample Area	%D
Bromo-Nitrobenzene	20324893	21719653	6.9
Hexabromobiphenyl	6610345	7350682	11.2

* Standard Areas taken from Initial Cal Level 3
Initial Calibration Date: 16-OCT-2007
<- Indicates standard response outside Limits (-50 to +100%)

Aroclor	Peak#	ZB5 Col RT	Shift	Area	Amount	Peak#	ZB35 Col RT	Shift	Area	Amount
Aroclor-1232	1	4.984	0.000	2206000	250.0	1	5.323	0.000	1317704	250.0
Aroclor-1232	2	5.696	0.000	1201990	250.0	2	5.825	0.000	1322786	250.0
Aroclor-1232	3	5.991	0.000	3580785	250.0	3	6.294	0.000	2501869	250.0
Aroclor-1232	4	6.104	0.000	1626029	250.0	4	6.590	0.000	626475	250.0
Total Col1Ave (4 peaks):					250.0	Total Col2Ave (4 peaks):				250.0 RPD = 0
Corrected Ave (4 peaks):					250.0	Corrected Ave (4 peaks):				250.0 RPD = 0
Aroclor-1268	1	9.778	0.000	15624135	250.0	1	10.101	0.000	8527549	250.0
Aroclor-1268	2	9.838	0.000	14851451	250.0	2	10.159	0.000	8098354	250.0
Aroclor-1268	3	10.161	0.000	12564288	250.0	3	10.493	0.000	6377592	250.0
Aroclor-1268	4	10.800	0.000	33629231	250.0	4	11.151	0.000	18617934	250.0
Total Col1Ave (4 peaks):					250.0	Total Col2Ave (4 peaks):				250.0 RPD = 0
Corrected Ave (4 peaks):					250.0	Corrected Ave (4 peaks):				250.0 RPD = 0

Total PCB Area Col1 (4.623 - 11.035) = 126234031 Col1 Total PCB = 0.5 ppm*

Total PCB Area Col2 (4.705 - 11.396) = 73814236 Col2 Total PCB = 0.5 ppm*

* Quantitated against AR1660 0.25ppm in Ical

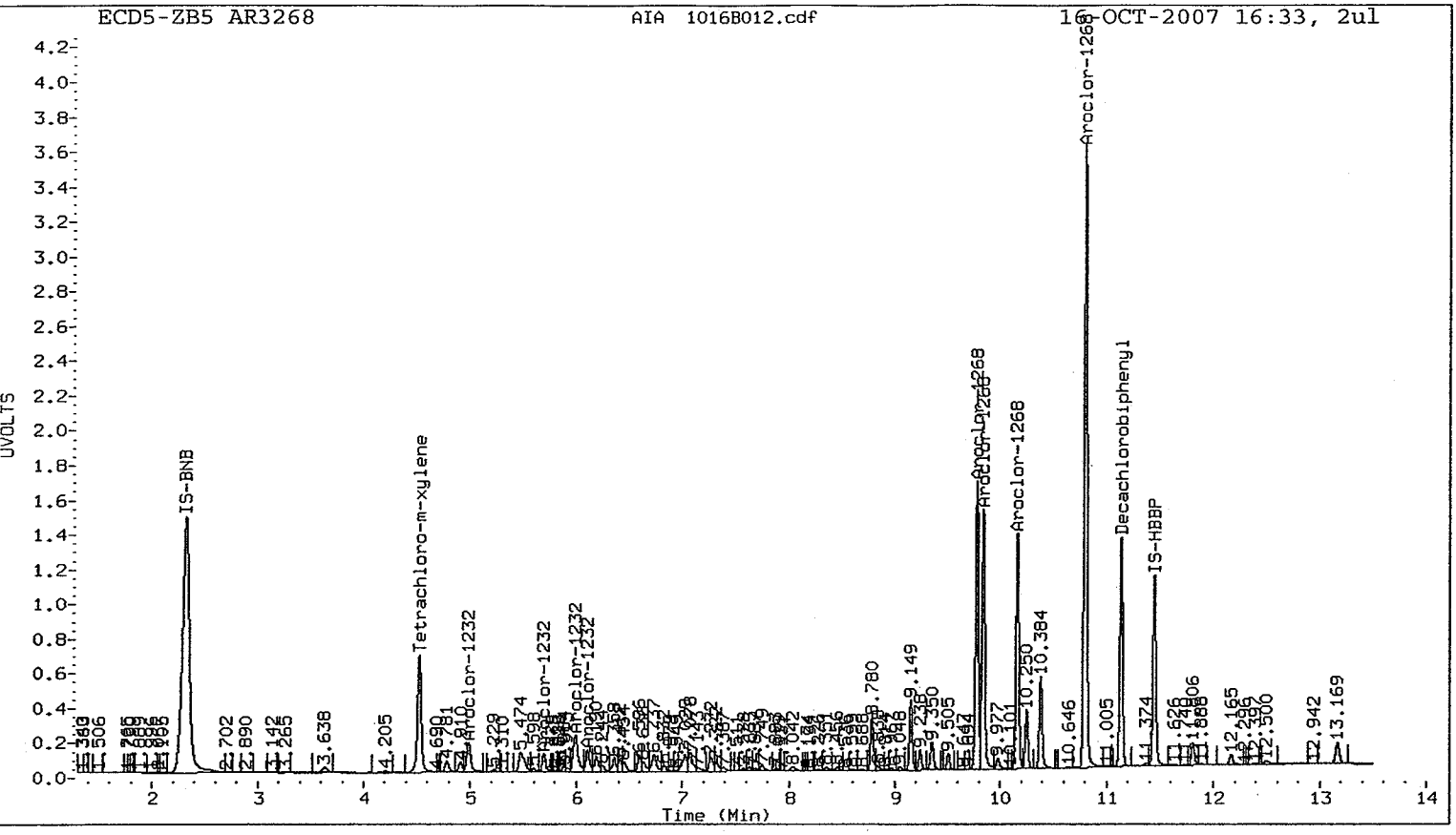
ECD5-ZB5 AR3268
AIA 1016B012.cdf
16-OCT-2007 16:33, 2ul
UVOLTS
Time (Min)
IS-BNB
Tetrachloro-m-xylene
Aroclor-1232
Aroclor-1268
Decachlorobiphenyl
IS-HBBP

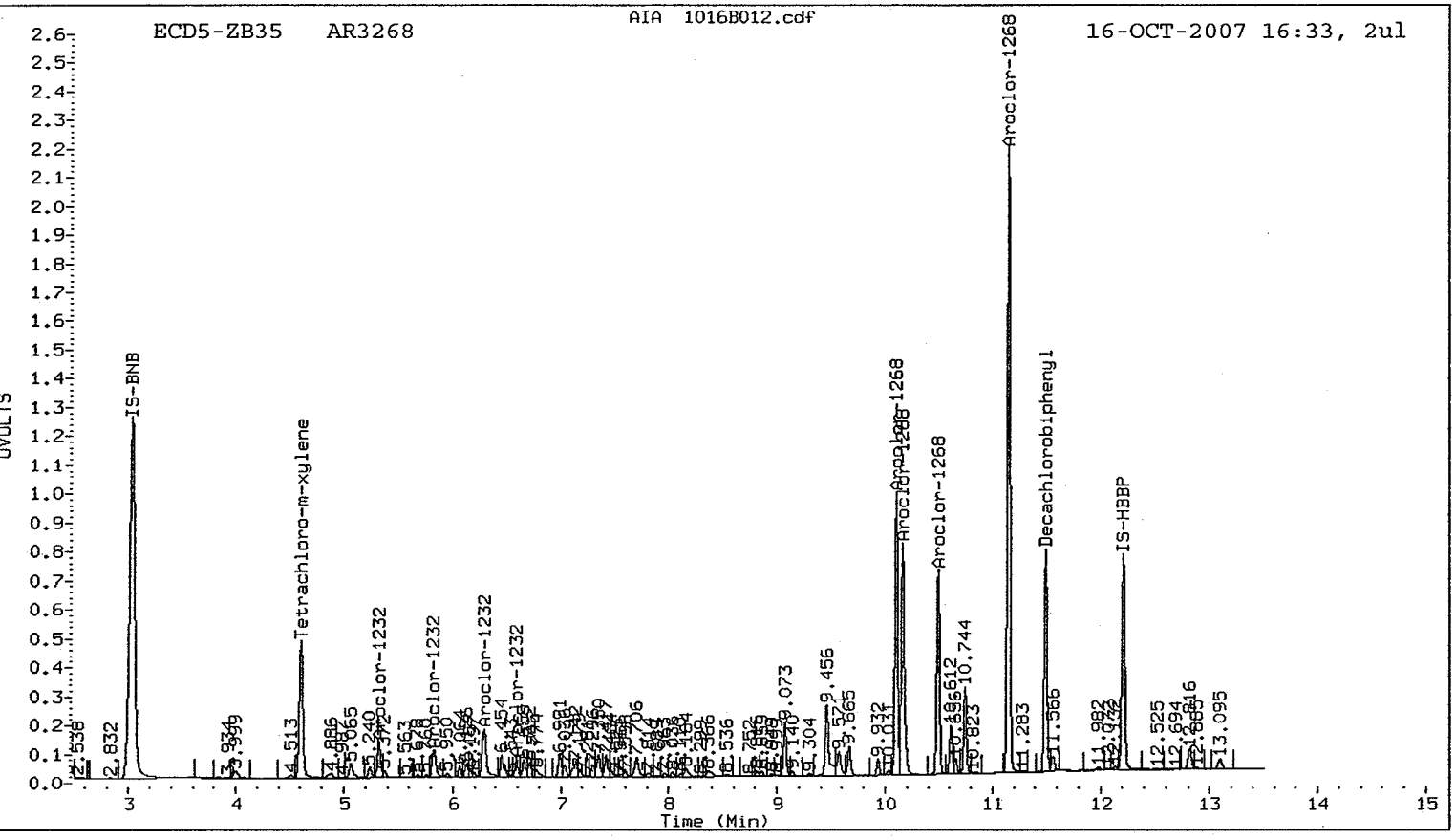
ECD5-ZB35 AR3268
AIA 1016B012.cdf
16-OCT-2007 16:33, 2ul
UVOLTS
Time (Min)
IS-BNB
Tetrachloro-m-xylene
Aroclor-1232
Aroclor-1268
Decachlorobiphenyl
IS-HBBP

7F

PCB CALIBRATION VERIFICATION SUMMARY

Lab Name: ANALYTICAL RESOURCES, INC Client: ANCHOR

ARI Job No.: LR71 Project: KIMBERLY CLARK ANACO

GC Column: ZB5 Intrument: ECD5

Init. Calib. Date: 10/16/07

Date Analyzed :10/17/07

Lab Standard ID: AR12422 Time Analyzed :0838

COMPOUND/PEAK NO.	RT	RT WINDOW FROM	RT WINDOW TO	CALC AMOUNT (ng)	NOM AMOUNT (ng)	%D
Aroclor-1242-1	5.71	5.60	5.80	238.6	250.0	-4.5
Aroclor-1242-2	6.01	5.89	6.09	254.4	250.0	1.8
Aroclor-1242-3	6.12	6.00	6.20	230.2	250.0	-7.9
Aroclor-1242-4	6.75	6.64	6.84	226.0	250.0	-9.6

AVERAGE %D = 5.9

FORM VII PCB

7F

PCB CALIBRATION VERIFICATION SUMMARY

Lab Name: ANALYTICAL RESOURCES, INC Client: ANCHOR

ARI Job No.: LR71 Project: KIMBERLY CLARK ANACO

GC Column: ZB35 Intrument: ECD5

Init. Calib. Date: 10/16/07

Date Analyzed :10/17/07

Lab Standard ID: AR12422 Time Analyzed :0838

COMPOUND/PEAK NO.	RT	RT WINDOW FROM	RT WINDOW TO	CALC AMOUNT (ng)	NOM AMOUNT (ng)	%D
Aroclor-1242-1	5.33	5.22	5.42	237.2	250.0	-5.1
Aroclor-1242-2	5.83	5.72	5.92	242.9	250.0	-2.8
Aroclor-1242-3	6.30	6.19	6.39	242.6	250.0	-3.0
Aroclor-1242-4	6.46	6.35	6.55	239.5	250.0	-4.2
Aroclor-1242-5	7.36	7.25	7.45	242.7	250.0	-2.9

AVERAGE %D = 3.6

FORM VII PCB

Analytical Resources Inc.
Dual Column PCB Quantitation Report

Data file 1: 20071016.b/1017-1.b/1017B001.d
Data file 2: 20071016.b/1017-2.b/1017B001.d
Method: /chem2/ecd5.i/20071016.b/PCB1.m
Compound Sublist: AR1242
Instrument, Inj. Vol.: ecd5.i, 2ul
Quant Method: Internal Std

ARI ID: AR12422
Client ID:
Injection Date: 17-OCT-2007 08:38
Report Date: 10/19/2007 10:28
Matrix: SOIL
Dilution Factor: 1.000

ZB5 Col			ZB35 Col			ZB5	ZB35		
RT	Shift	Response	RT	Shift	Response	on col	on col	RPD	Compound/Flag
4.546	0.023	8619399	4.612	0.007	5433847	19.1	19.0	0.7	Tetrachloro-m-xylene
11.151	0.016	6395515	11.506	0.010	3378906	19.5	19.5	0.2	Decachlorobiphenyl

* Indicates RPD > 40%
M Indicates Column 1 peak was manually integrated
N Indicates Column 2 peak was manually integrated

SURROGATE PERCENT RECOVERY

SURROGATE	Col1	Col2
Tetrachloro-m-xylene	47.7	47.4
Decachlorobiphenyl	48.8	48.9

INTERNAL STANDARD SUMMARY

Column 1

Standard Cpnd	Standard Area*	Sample Area	%D
Bromo-Nitrobenzene	31569414	34484538	9.2
Hexabromobiphenyl	9983366	10321880	3.4

Column 2

Standard Cpnd	Standard Area*	Sample Area	%D
Bromo-Nitrobenzene	20324893	21806832	7.3
Hexabromobiphenyl	6610345	7197679	8.9

* Standard Areas taken from Initial Cal Level 3
Initial Calibration Date: 16-OCT-2007
<- Indicates standard response outside Limits (-50 to +100%)

	ZB5 Col				ZB35 Col			
Aroclor	Peak#	RT	Shift	Area	Amount	Peak#	RT	Shift	Area	Amount
Aroclor-1242	1	5.714	0.018	2093827	238.6	1	5.329	0.007	1042030	237.2
Aroclor-1242	2	6.007	0.015	6698423	254.4	2	5.832	0.007	2088182	242.9
Aroclor-1242	3	6.119	0.015	2682058	230.2	3	6.300	0.008	4346243	242.6
Aroclor-1242	4	6.751	0.016	2520823	226.0	4	6.462	0.008	1715455	239.5
Aroclor-1242	NS	---			----	5	7.358	0.009	1665015	242.7

Total Col1Ave (4 peaks): 237.3 Total Col2Ave (5 peaks): 241.0 RPD = 2

Corrected Ave (4 peaks): 237.3 Corrected Ave (5 peaks): 241.0 RPD = 2

Total PCB Area Col1 (4.623 - 11.035) = 49654017 Col1 Total PCB = 0.2 ppm*

Total PCB Area Col2 (4.705 - 11.396) = 32113681 Col2 Total PCB = 0.2 ppm*

* Quantitated against AR1660 0.25ppm in Ical

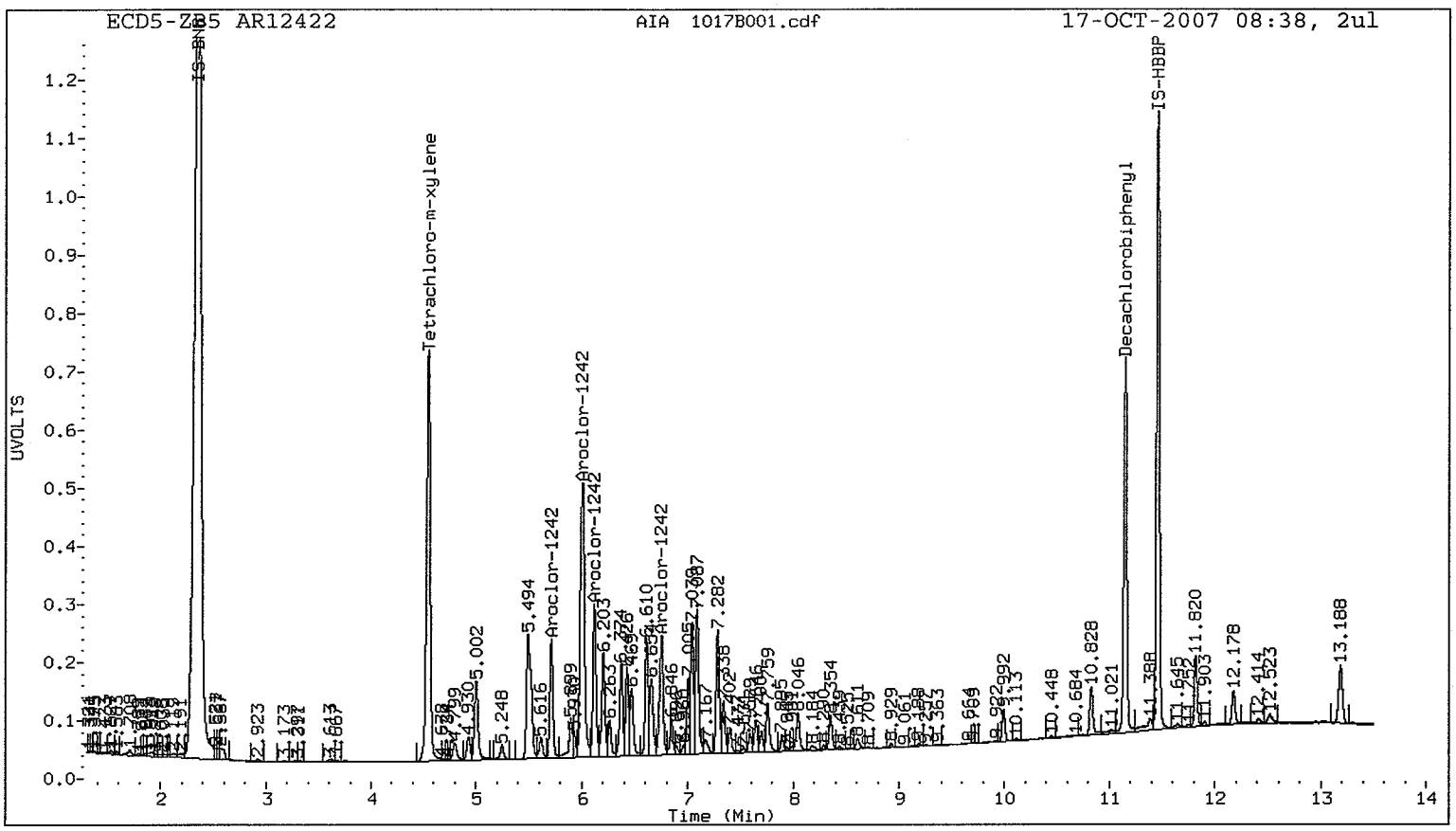
ECD5-ZB5 AR12422
AIA 1017B001.cdf
17-OCT-2007 08:38, 2ul
UVOLTS
Time (Min)
IS-BNB
Tetrachloro-m-xylene
Aroclor-1242
Decachlorobiphenyl
IS-HBBP

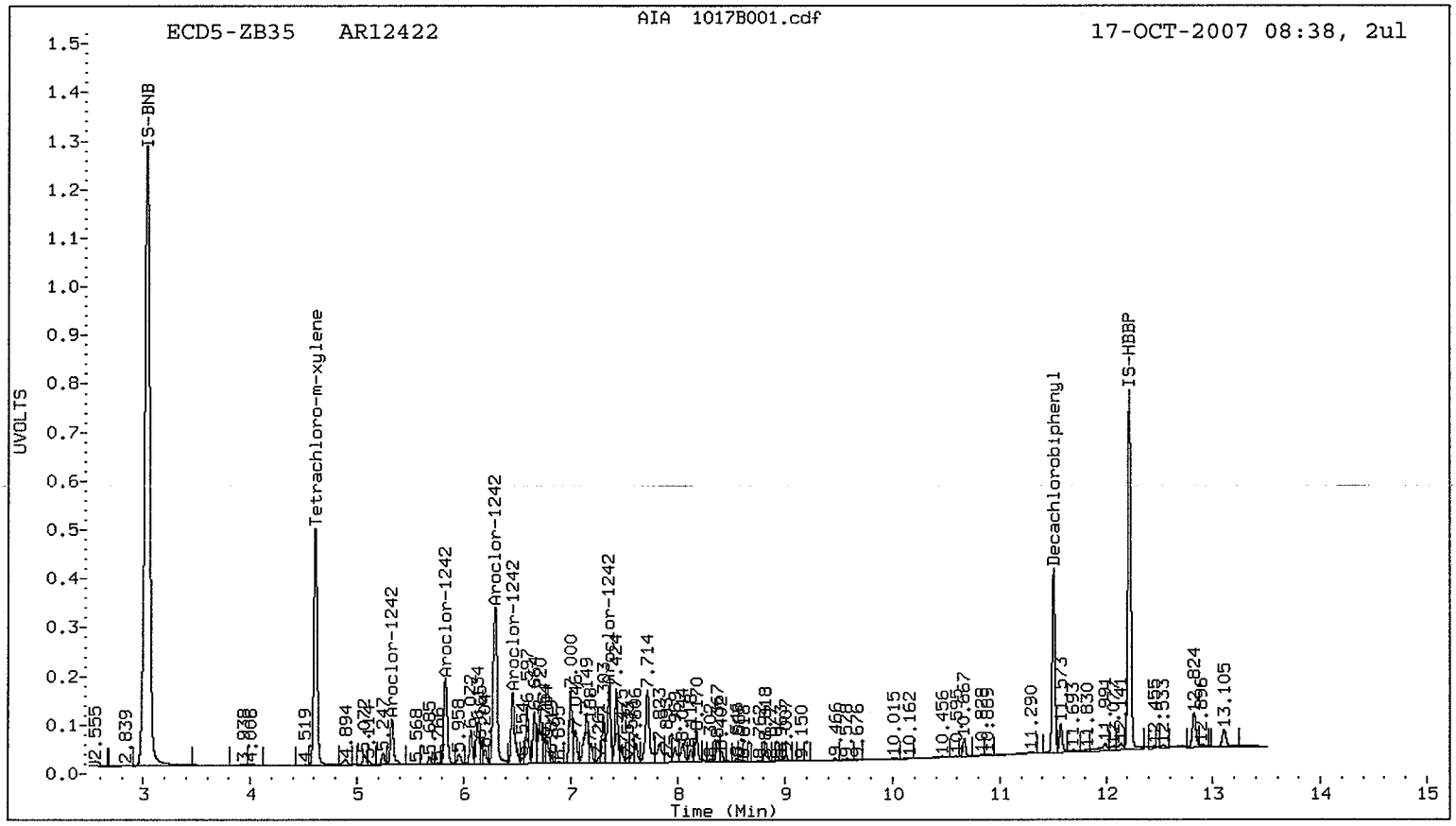
ECD5-ZB35 AR12422
AIA 1017B001.cdf
17-OCT-2007 08:38, 2ul
UVOLTS
Time (Min)
IS-BNB
Tetrachloro-m-xylene
Aroclor-1242
Decachlorobiphenyl
IS-HBBP

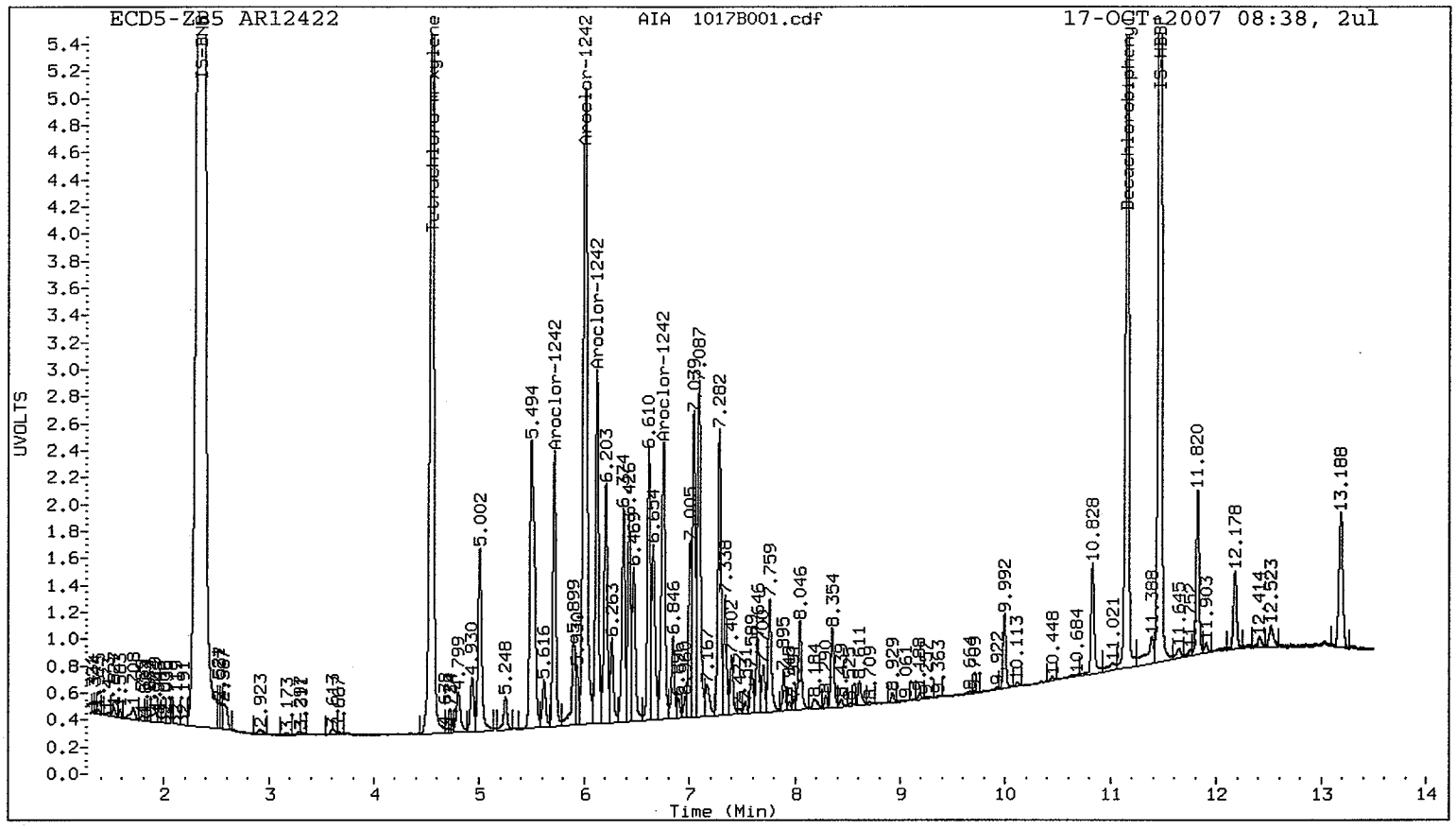
ECD5-ZB5 AR12422
AIA 1017B001.cdf
17-OCT-2007 08:38, 2ul
UVOLTS
Time (Min)
IS-DNB
Tetrachloro-m-xylene
Aroclor-1242
Decachlorobiphenyl
IS-HBBP

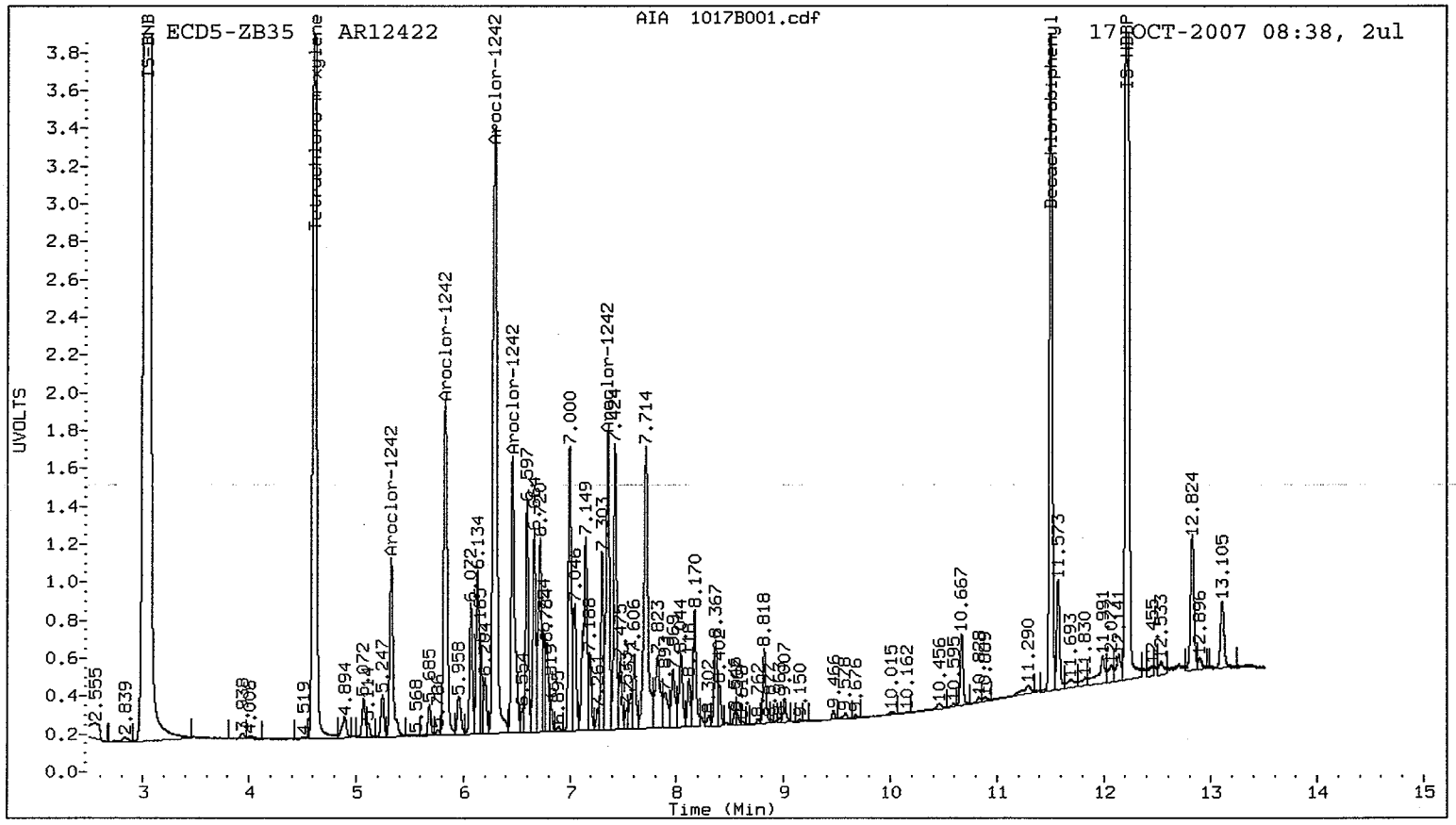
ECD5-ZB35 AR12422
AIA 1017B001.cdf
17-OCT-2007 08:38, 2ul
UVOLTS
Time (Min)
IS-DNB
Tetrachloro-m-xylene
Aroclor-1242
Decachlorobiphenyl
IS-HBBP

7F

PCB CALIBRATION VERIFICATION SUMMARY

Lab Name: ANALYTICAL RESOURCES, INC Client: ANCHOR

ARI Job No.: LR71 Project: KIMBERLY CLARK ANACO

GC Column: ZB5 Intrument: ECD5

Init. Calib. Date: 10/16/07

Date Analyzed :10/17/07

Lab Standard ID: AR16602 Time Analyzed :0856

COMPOUND/PEAK NO.	RT	RT WINDOW FROM	RT WINDOW TO	CALC AMOUNT (ng)	NOM AMOUNT (ng)	%D
Aroclor-1016-1	5.70	5.60	5.80	237.8	250.0	-4.9
Aroclor-1016-2	6.00	5.89	6.09	239.4	250.0	-4.2
Aroclor-1016-3	6.11	6.00	6.20	239.8	250.0	-4.1
Aroclor-1016-4	6.36	6.26	6.46	236.5	250.0	-5.4

AVERAGE %D = 4.7

Date Analyzed :10/17/07

Lab Standard ID: AR16602 Time Analyzed :0856

COMPOUND/PEAK NO.	RT	RT WINDOW FROM	RT WINDOW TO	CALC AMOUNT (ng)	NOM AMOUNT (ng)	%D
Aroclor-1260-1	8.79	8.68	8.88	247.6	250.0	-1.0
Aroclor-1260-2	9.05	8.95	9.15	249.3	250.0	-0.3
Aroclor-1260-3	9.35	9.25	9.45	251.1	250.0	0.4
Aroclor-1260-4	9.69	9.59	9.79	242.7	250.0	-2.9
Aroclor-1260-5	9.85	9.74	9.94	255.5	250.0	2.2

AVERAGE %D = 1.4

7F
PCB CALIBRATION VERIFICATION SUMMARY

Lab Name: ANALYTICAL RESOURCES, INC Client: ANCHOR

ARI Job No.: LR71 Project: KIMBERLY CLARK ANACO

GC Column: ZB35 Intrument: ECD5

Init. Calib. Date: 10/16/07

Date Analyzed :10/17/07

Lab Standard ID: AR16602 Time Analyzed :0856

COMPOUND/PEAK NO.	RT	RT WINDOW FROM	RT WINDOW TO	CALC AMOUNT (ng)	NOM AMOUNT (ng)	%D
Aroclor-1016-1	5.83	5.72	5.92	234.3	250.0	-6.3
Aroclor-1016-2	6.30	6.19	6.39	235.2	250.0	-5.9
Aroclor-1016-3	6.46	6.35	6.55	235.9	250.0	-5.6
Aroclor-1016-4	6.99	6.89	7.09	238.9	250.0	-4.4

AVERAGE %D = 5.5

Date Analyzed :10/17/07

Lab Standard ID: AR16602 Time Analyzed :0856

COMPOUND/PEAK NO.	RT	RT WINDOW FROM	RT WINDOW TO	CALC AMOUNT (ng)	NOM AMOUNT (ng)	%D
Aroclor-1260-1	9.08	8.97	9.17	242.3	250.0	-3.1
Aroclor-1260-2	9.14	9.04	9.24	243.1	250.0	-2.8
Aroclor-1260-3	9.67	9.56	9.76	245.4	250.0	-1.8
Aroclor-1260-4	10.11	10.00	10.20	252.7	250.0	1.1
Aroclor-1260-5	10.16	10.05	10.25	249.1	250.0	-0.4

AVERAGE %D = 1.8

Analytical Resources Inc.
Dual Column PCB Quantitation Report

Data file 1: 20071016.b/1017-1.b/1017B002.d
Data file 2: 20071016.b/1017-2.b/1017B002.d
Method: /chem2/ecd5.i/20071016.b/PCB1.m
Compound Sublist: AR1660
Instrument, Inj. Vol.: ecd5.i, 2ul
Quant Method: Internal Std

ARI ID: AR16602
Client ID:
Injection Date: 17-OCT-2007 08:56
Report Date: 10/19/2007 10:28
Matrix: SOIL
Dilution Factor: 1.000

ZB5 Col			ZB35 Col			ZB5	ZB35		
RT	Shift	Response	RT	Shift	Response	on col	on col	RPD	Compound/Flag
4.528	0.005	8566835	4.609	0.004	5528177	19.8	20.0	1.1	Tetrachloro-m-xylene
11.140	0.005	6590659	11.500	0.004	3608379	19.5	21.1	7.8	Decachlorobiphenyl

* Indicates RPD > 40%
M Indicates Column 1 peak was manually integrated
N Indicates Column 2 peak was manually integrated

SURROGATE PERCENT RECOVERY

SURROGATE	Col1	Col2
Tetrachloro-m-xylene	49.4	50.0
Decachlorobiphenyl	48.7	52.7

INTERNAL STANDARD SUMMARY

Column 1

Standard Cpnd	Standard Area*	Sample Area	%D
Bromo-Nitrobenzene	31569414	33072634	4.8
Hexabromobiphenyl	9983366	10646112	6.6

Column 2

Standard Cpnd	Standard Area*	Sample Area	%D
Bromo-Nitrobenzene	20324893	21040880	3.5
Hexabromobiphenyl	6610345	7127495	7.8

* Standard Areas taken from Initial Cal Level 3
Initial Calibration Date: 16-OCT-2007
<- Indicates standard response outside Limits (-50 to +100%)

Aroclor	Peak#	RT	ZB5 Col Shift	Area	Amount	Peak#	RT	ZB35 Col Shift	Area	Amount
Aroclor-1016	1	5.700	0.004	2482382	237.8	1	5.828	0.004	2437568	234.3
Aroclor-1016	2	5.997	0.006	7551256	239.4	2	6.296	0.003	5170925	235.2
Aroclor-1016	3	6.108	0.006	3319228	239.8	3	6.457	0.004	2070975	235.9
Aroclor-1016	4	6.363	0.006	2007305	236.5	4	6.994	0.004	1647576	238.9
Total Col1Ave (4 peaks):					238.3	Total Col2Ave (4 peaks):				236.1 RPD = 1
Corrected Ave (4 peaks):					238.3	Corrected Ave (4 peaks):				236.1 RPD = 1
Aroclor-1260	1	8.785	0.005	4723795	247.6	1	9.075	0.003	2658642	242.3
Aroclor-1260	2	9.053	0.005	4026475	249.3	2	9.144	0.004	1509867	243.1
Aroclor-1260	3	9.354	0.006	10680795	251.1	3	9.668	0.004	6426011	245.4
Aroclor-1260	4	9.694	0.004	4777287	242.7	4	10.106	0.003	1787784	252.7
Aroclor-1260	5	9.845	0.005	3115284	255.5	5	10.157	0.003	4063619	249.1
Total Col1Ave (5 peaks):					249.2	Total Col2Ave (5 peaks):				246.5 RPD = 1
Corrected Ave (5 peaks):					249.2	Corrected Ave (5 peaks):				246.5 RPD = 1

Total PCB Area Col1 (4.623 - 11.035) = 124148575 Col1 Total PCB = 0.5 ppm*

Total PCB Area Col2 (4.705 - 11.396) = 76671450 Col2 Total PCB = 0.5 ppm*

* Quantitated against AR1660 0.25ppm in Ical

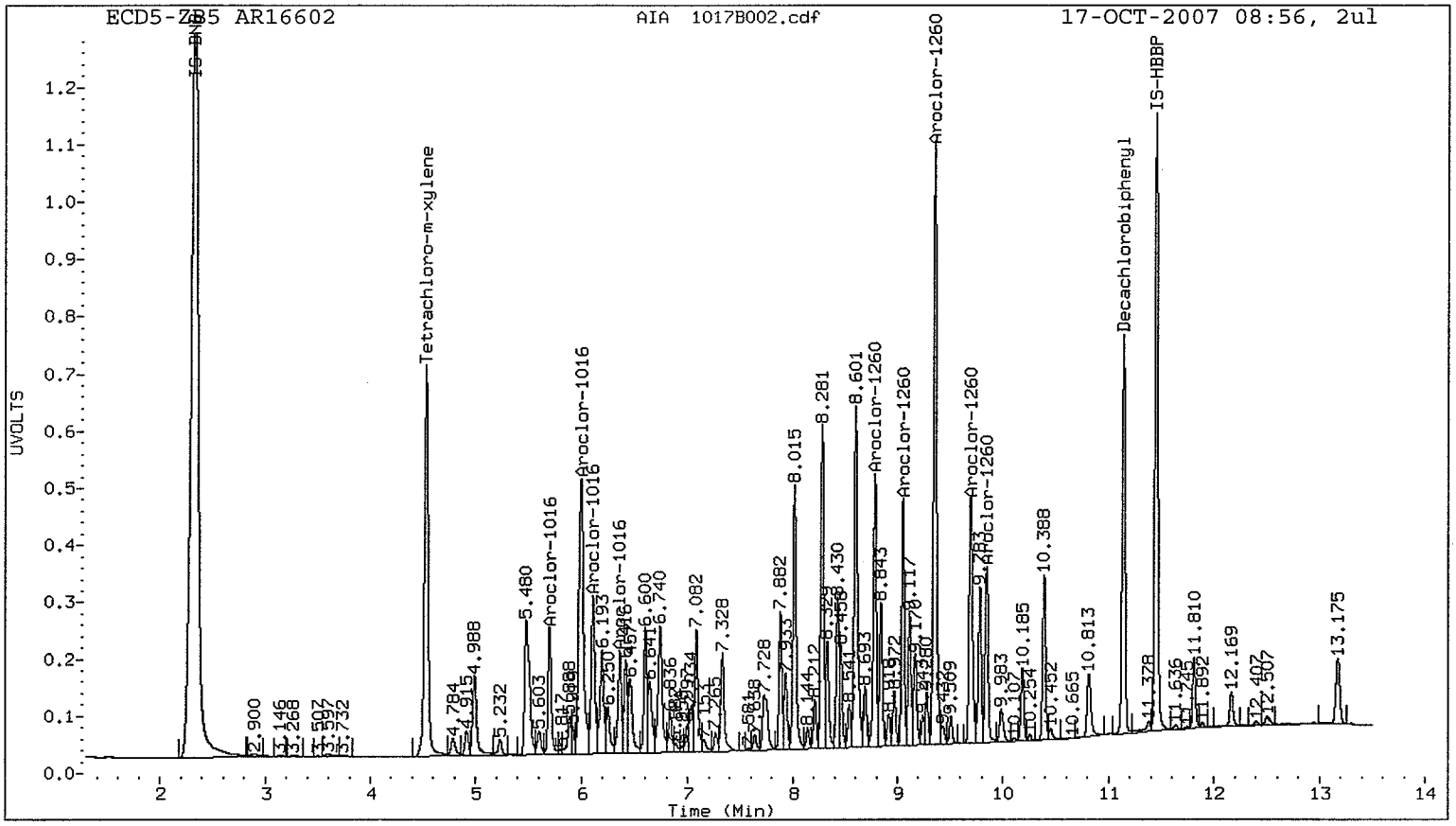
ECD5-ZB5 AR16602
AIA 1017B002.cdf
17-OCT-2007 08:56, 2ul
UVOLTS
Time (Min)
IS-BNB
Tetrachloro-m-xylene
Aroclor-1016
Aroclor-1260
Decachlorobiphenyl
IS-HBBP

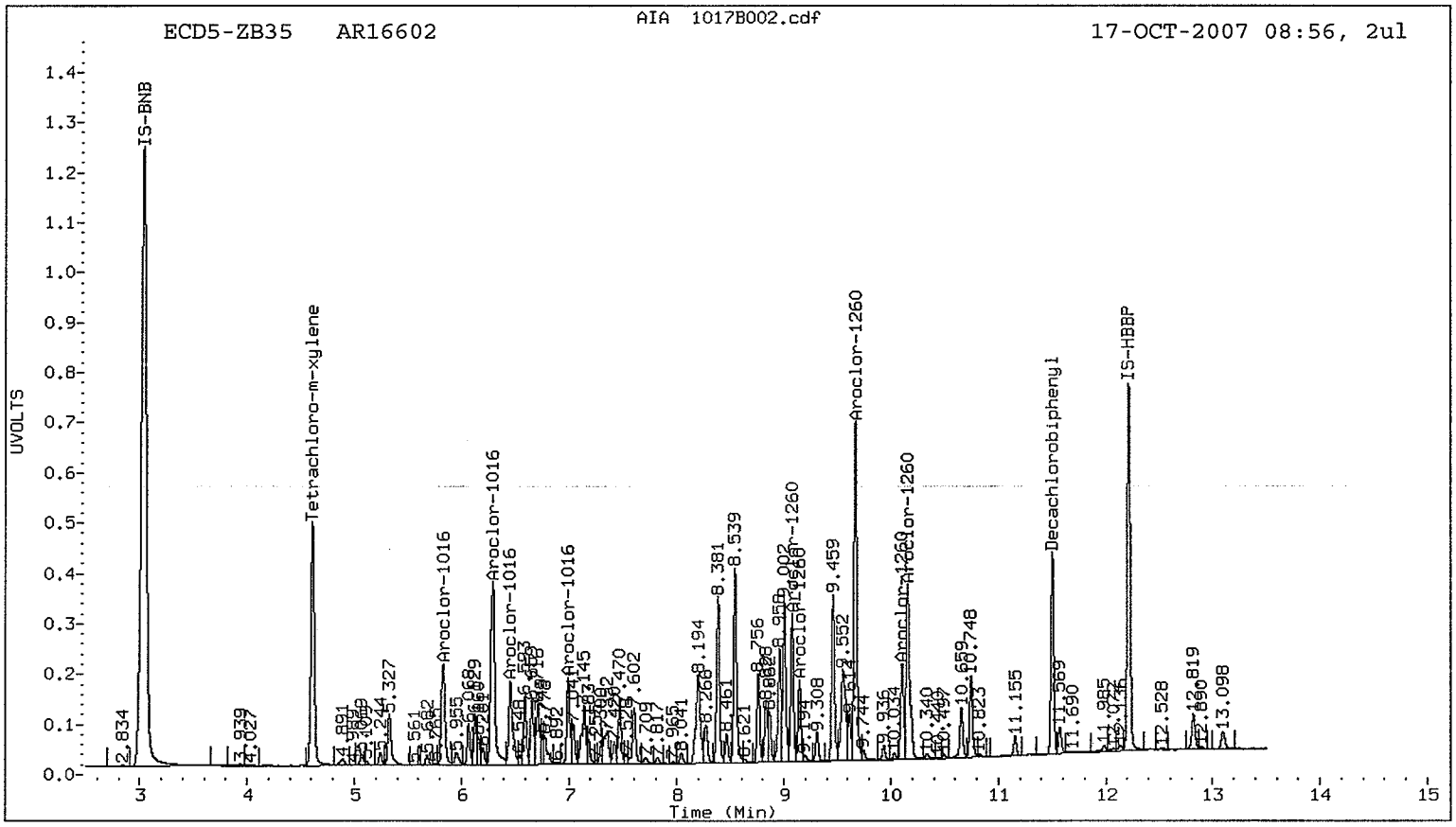
ECD5-ZB35 AR16602
AIA 1017B002.cdf
17-OCT-2007 08:56, 2ul
UVOLTS
Time (Min)
IS-BNB
Tetrachloro-m-xylene
Aroclor-1016
Aroclor-1260
Decachlorobiphenyl
IS-HBBP

7F
PCB CALIBRATION VERIFICATION SUMMARY

Lab Name: ANALYTICAL RESOURCES, INC Client: ANCHOR

ARI Job No.: LR71 Project: KIMBERLY CLARK ANACO

GC Column: ZB5 Intrument: ECD5

Init. Calib. Date: 10/16/07

Date Analyzed :10/17/07

Lab Standard ID: AR12542 Time Analyzed :1656

COMPOUND/PEAK NO.	RT	RT WINDOW FROM	RT WINDOW TO	CALC AMOUNT (ng)	NOM AMOUNT (ng)	%D
Aroclor-1254-1	7.32	7.22	7.42	233.1	250.0	-6.8
Aroclor-1254-2	7.63	7.53	7.73	227.2	250.0	-9.1
Aroclor-1254-3	7.75	7.64	7.84	223.1	250.0	-10.8
Aroclor-1254-4	8.03	7.93	8.13	223.7	250.0	-10.5
Aroclor-1254-5	8.34	8.24	8.44	219.5	250.0	-12.2

AVERAGE %D = 9.9

FORM VII PCB

7F
PCB CALIBRATION VERIFICATION SUMMARY

Lab Name: ANALYTICAL RESOURCES, INC Client: ANCHOR

ARI Job No.: LR71 Project: KIMBERLY CLARK ANACO

GC Column: ZB35 Intrument: ECD5

Init. Calib. Date: 10/16/07

Date Analyzed :10/17/07

Lab Standard ID: AR12542 Time Analyzed :1656

COMPOUND/PEAK NO.	RT	RT WINDOW FROM	RT WINDOW TO	CALC AMOUNT (ng)	NOM AMOUNT (ng)	%D
Aroclor-1254-1	7.60	7.50	7.70	237.0	250.0	-5.2
Aroclor-1254-2	8.04	7.94	8.14	230.9	250.0	-7.6
Aroclor-1254-3	8.16	8.06	8.26	232.1	250.0	-7.2
Aroclor-1254-4	8.36	8.26	8.46	231.3	250.0	-7.5
Aroclor-1254-5	8.82	8.72	8.92	226.8	250.0	-9.3

AVERAGE %D = 7.4

FORM VII PCB

Analytical Resources Inc.
Dual Column PCB Quantitation Report

Data file 1: 20071016.b/1017-1.b/1017B030.d
Data file 2: 20071016.b/1017-2.b/1017B030.d
Method: /chem2/ecd5.i/20071016.b/PCB1.m
Compound Sublist: AR1254
Instrument, Inj. Vol.: ecd5.i, 2ul
Quant Method: Internal Std

ARI ID: AR12542
Client ID:
Injection Date: 17-OCT-2007 16:56
Report Date: 10/19/2007 10:28
Matrix: SOIL
Dilution Factor: 1.000

ZB5 Col			ZB35 Col			ZB5	ZB35		
RT	Shift	Response	RT	Shift	Response	on col	on col	RPD	Compound/Flag
4.524	0.001	7882545	4.606	0.001	5206693	18.5	18.9	2.0	Tetrachloro-m-xylene
11.135	0.000	5223221	11.498	0.001	3055346	20.8	21.2	2.2	Decachlorobiphenyl

* Indicates RPD > 40%
M Indicates Column 1 peak was manually integrated
N Indicates Column 2 peak was manually integrated

SURROGATE PERCENT RECOVERY

SURROGATE	Col1	Col2
Tetrachloro-m-xylene	46.3	47.3
Decachlorobiphenyl	51.9	53.1

INTERNAL STANDARD SUMMARY

Column 1

Standard Cpnd	Standard Area*	Sample Area	%D
Bromo-Nitrobenzene	31569414	32465949	2.8
Hexabromobiphenyl	9983366	7915567	-20.7

Column 2

Standard Cpnd	Standard Area*	Sample Area	%D
Bromo-Nitrobenzene	20324893	20945819	3.1
Hexabromobiphenyl	6610345	5991719	-9.4

* Standard Areas taken from Initial Cal Level 3
Initial Calibration Date: 16-OCT-2007
<- Indicates standard response outside Limits (-50 to +100%)

Aroclor	Peak#	RT	ZB5 Col Shift	Area	Amount	Peak#	RT	ZB35 Col Shift	Area	Amount
Aroclor-1254	1	7.323	0.001	5391046	233.1	1	7.599	0.001	2828526	237.0
Aroclor-1254	2	7.632	0.001	3234710	227.2	2	8.036	0.000	2099768	230.9
Aroclor-1254	3	7.746	0.001	6309662	223.1	3	8.162	0.000	4545644	232.1
Aroclor-1254	4	8.034	0.002	6813178	223.7	4	8.364	0.000	4573509	231.3
Aroclor-1254	5	8.336	0.000	3926237	219.5	5	8.818	0.001	2523299	226.8
Total Col1Ave (5 peaks):					225.3	Total Col2Ave (5 peaks):				231.6 RPD = 3
Corrected Ave (5 peaks):					225.3	Corrected Ave (5 peaks):				231.6 RPD = 3

Total PCB Area Col1 (4.623 - 11.035) = 67634075 Col1 Total PCB = 0.3 ppm*

Total PCB Area Col2 (4.705 - 11.396) = 44811634 Col2 Total PCB = 0.3 ppm*

* Quantitated against AR1660 0.25ppm in Ical

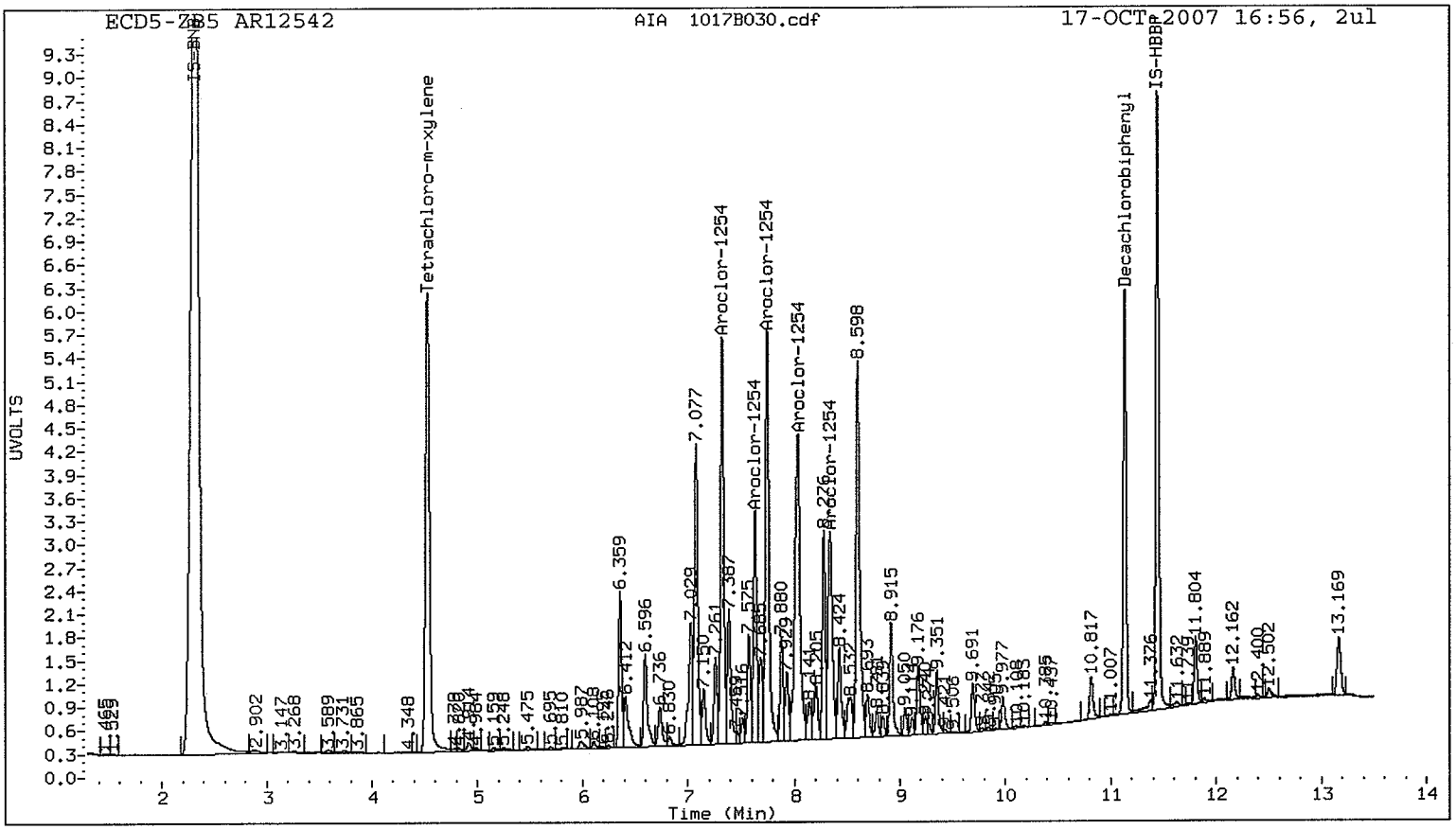
ECD5-ZB5 AR12542
AIA 1017B030.cdf
17-OCT-2007 16:56, 2ul
UVOLTS
Time (Min)
IS-BNB
Tetrachloro-m-xylene
Aroclor-1254
Decachlorobiphenyl
IS-HBBP

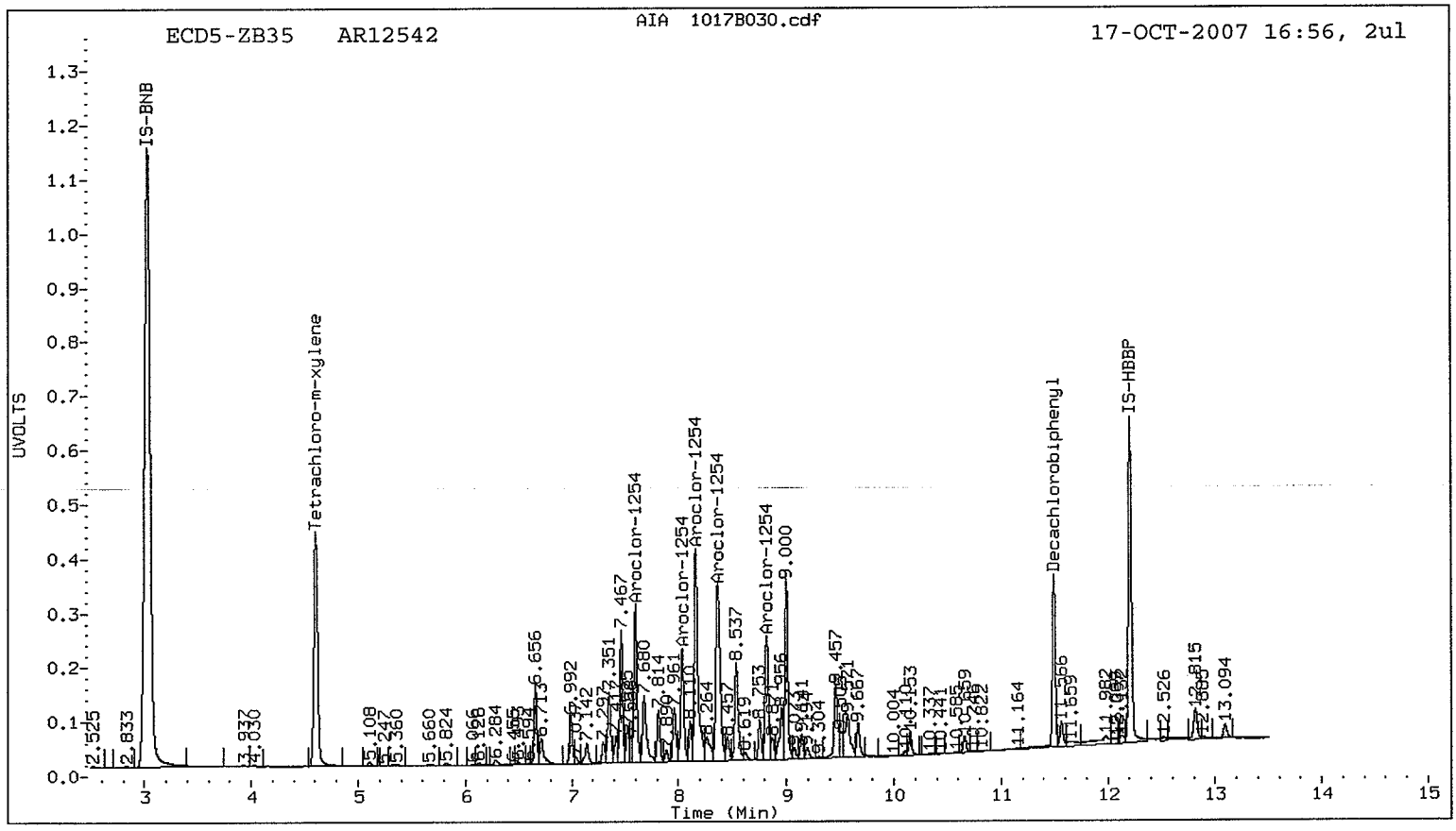
ECD5-ZB35 AR12542
AIA 1017B030.cdf
17-OCT-2007 16:56, 2ul
UVOLTS
Time (Min)
IS-BNB
Tetrachloro-m-xylene
Aroclor-1254
Decachlorobiphenyl
IS-HBBP

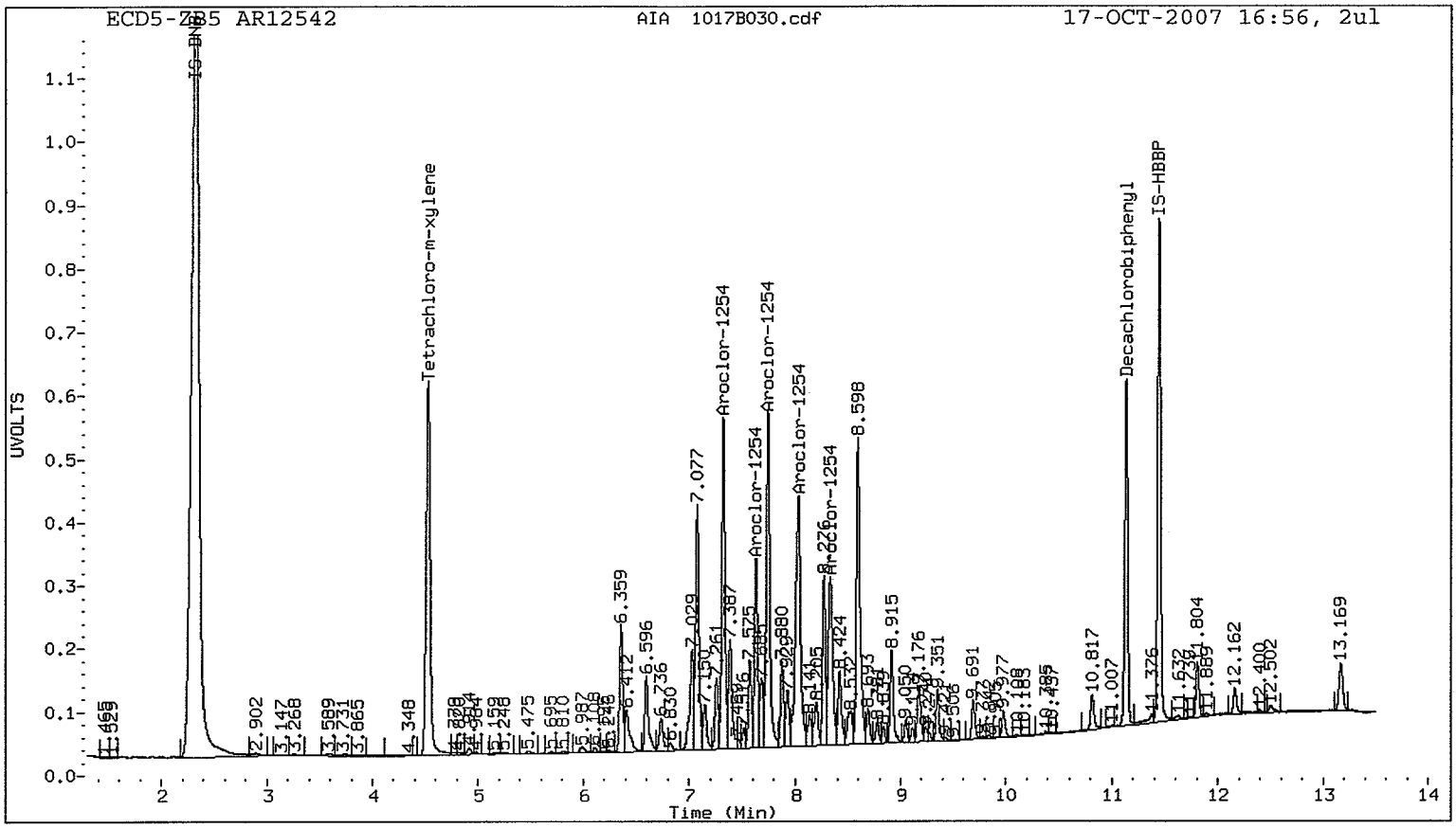
ECD5-ZB5 AR12542
AIA 1017B030.cdf
17-OCT-2007 16:56, 2ul
UVOLTS
Time (Min)
IS-BNB
Tetrachloro-m-xylene
Aroclor-1254
Decachlorobiphenyl
IS-HBBP

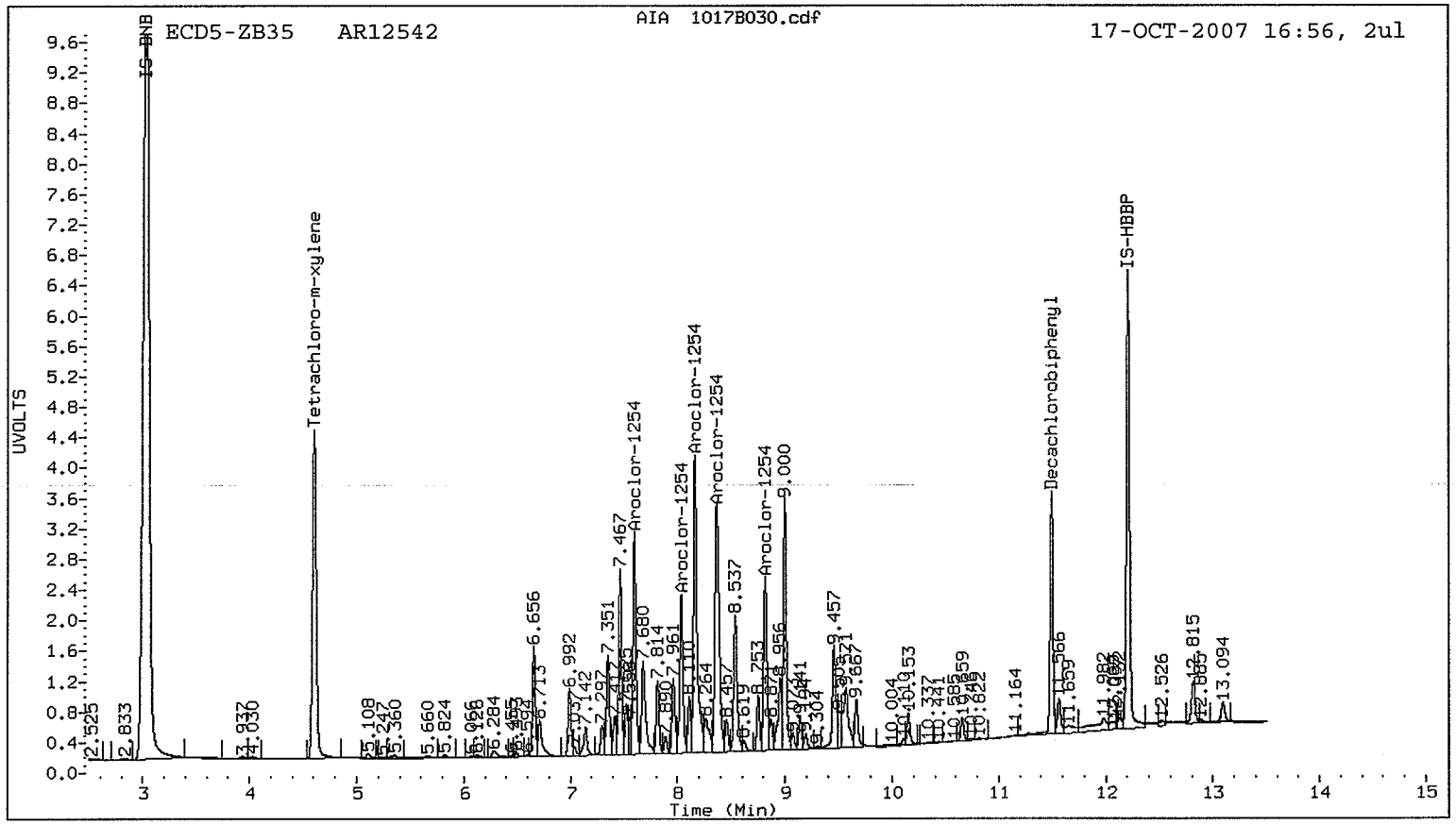
ECD5-ZB35 AR12542
AIA 1017B030.cdf
17-OCT-2007 16:56, 2ul
UVOLTS
Time (Min)
IS-BNB
Tetrachloro-m-xylene
Aroclor-1254
Decachlorobiphenyl
IS-HBBP

7F

PCB CALIBRATION VERIFICATION SUMMARY

Lab Name: ANALYTICAL RESOURCES, INC Client: ANCHOR

ARI Job No.: LR71 Project: KIMBERLY CLARK ANACO

GC Column: ZB5 Intrument: ECD5

Init. Calib. Date: 10/16/07

Date Analyzed :10/17/07

Lab Standard ID: AR16603 Time Analyzed :1713

COMPOUND/PEAK NO.	RT	RT WINDOW FROM	RT WINDOW TO	CALC AMOUNT (ng)	NOM AMOUNT (ng)	%D
Aroclor-1016-1	5.70	5.60	5.80	239.0	250.0	-4.4
Aroclor-1016-2	5.99	5.89	6.09	244.3	250.0	-2.3
Aroclor-1016-3	6.10	6.00	6.20	241.9	250.0	-3.2
Aroclor-1016-4	6.36	6.26	6.46	238.2	250.0	-4.7

AVERAGE %D = 3.7

Date Analyzed :10/17/07

Lab Standard ID: AR16603 Time Analyzed :1713

COMPOUND/PEAK NO.	RT	RT WINDOW FROM	RT WINDOW TO	CALC AMOUNT (ng)	NOM AMOUNT (ng)	%D
Aroclor-1260-1	8.78	8.68	8.88	284.6	250.0	13.8
Aroclor-1260-2	9.05	8.95	9.15	283.2	250.0	13.3
Aroclor-1260-3	9.35	9.25	9.45	289.5	250.0	15.8
Aroclor-1260-4	9.69	9.59	9.79	275.0	250.0	10.0
Aroclor-1260-5	9.84	9.74	9.94	287.1	250.0	14.8

AVERAGE %D = 13.5

7F
PCB CALIBRATION VERIFICATION SUMMARY

Lab Name: ANALYTICAL RESOURCES, INC Client: ANCHOR

ARI Job No.: LR71 Project: KIMBERLY CLARK ANACO

GC Column: ZB35 Intrument: ECD5

Init. Calib. Date: 10/16/07

Date Analyzed :10/17/07

Lab Standard ID: AR16603 Time Analyzed :1713

COMPOUND/PEAK NO.	RT	RT WINDOW FROM	RT WINDOW TO	CALC AMOUNT (ng)	NOM AMOUNT (ng)	%D
Aroclor-1016-1	5.82	5.72	5.92	238.9	250.0	-4.4
Aroclor-1016-2	6.29	6.19	6.39	239.7	250.0	-4.1
Aroclor-1016-3	6.45	6.35	6.55	236.5	250.0	-5.4
Aroclor-1016-4	6.99	6.89	7.09	235.1	250.0	-6.0

AVERAGE %D = 5.0

Date Analyzed :10/17/07

Lab Standard ID: AR16603 Time Analyzed :1713

COMPOUND/PEAK NO.	RT	RT WINDOW FROM	RT WINDOW TO	CALC AMOUNT (ng)	NOM AMOUNT (ng)	%D
Aroclor-1260-1	9.07	8.97	9.17	269.1	250.0	7.6
Aroclor-1260-2	9.14	9.04	9.24	267.2	250.0	6.9
Aroclor-1260-3	9.66	9.56	9.76	267.4	250.0	6.9
Aroclor-1260-4	10.10	10.00	10.20	268.4	250.0	7.4
Aroclor-1260-5	10.15	10.05	10.25	269.7	250.0	7.9

AVERAGE %D = 7.3

Analytical Resources Inc.
Dual Column PCB Quantitation Report

Data file 1: 20071016.b/1017-1.b/1017B031.d
Data file 2: 20071016.b/1017-2.b/1017B031.d
Method: /chem2/ecd5.i/20071016.b/PCB1.m
Compound Sublist: AR1660
Instrument, Inj. Vol.: ecd5.i, 2ul
Quant Method: Internal Std

ARI ID: AR16603
Client ID:
Injection Date: 17-OCT-2007 17:13
Report Date: 10/19/2007 10:28
Matrix: SOIL
Dilution Factor: 1.000

ZB5 Col			ZB35 Col			ZB5	ZB35		
RT	Shift	Response	RT	Shift	Response	on col	on col	RPD	Compound/Flag
4.523	0.001	8271205	4.605	0.000	5403659	20.1	20.2	0.5	Tetrachloro-m-xylene
11.134	-0.001	5387752	11.497	0.000	2822351	20.9	20.3	2.7	Decachlorobiphenyl

* Indicates RPD > 40%
M Indicates Column 1 peak was manually integrated
N Indicates Column 2 peak was manually integrated

SURROGATE PERCENT RECOVERY

SURROGATE	Col1	Col2
Tetrachloro-m-xylene	50.2	50.5
Decachlorobiphenyl	52.2	50.8

INTERNAL STANDARD SUMMARY

Column 1

Standard Cpnd	Standard Area*	Sample Area	%D
Bromo-Nitrobenzene	31569414	31408365	-0.5
Hexabromobiphenyl	9983366	8124236	-18.6

Column 2

Standard Cpnd	Standard Area*	Sample Area	%D
Bromo-Nitrobenzene	20324893	20341604	0.1
Hexabromobiphenyl	6610345	5780410	-12.6

* Standard Areas taken from Initial Cal Level 3
Initial Calibration Date: 16-OCT-2007
<- Indicates standard response outside Limits (-50 to +100%)

Aroclor	Peak#	RT	Shift	Area	Amount	Peak#	RT	Shift	Area	Amount
		ZB5 Col					ZB35 Col			
Aroclor-1016	1	5.695	0.000	2369124	239.0	1	5.824	0.000	2402795	238.9
Aroclor-1016	2	5.992	0.001	7318340	244.3	2	6.294	0.001	5094963	239.7
Aroclor-1016	3	6.104	0.001	3180390	241.9	3	6.455	0.002	2006898	236.5
Aroclor-1016	4	6.358	0.002	1919882	238.2	4	6.991	0.001	1567214	235.1
Total Col1Ave (4 peaks):					240.8	Total Col2Ave (4 peaks):				237.5 RPD = 1
Corrected Ave (4 peaks):					240.8	Corrected Ave (4 peaks):				237.5 RPD = 1
Aroclor-1260	1	8.780	0.000	4143566	284.6	1	9.073	0.001	2394524	269.1
Aroclor-1260	2	9.049	0.000	3491232	283.2	2	9.141	0.001	1345863	267.2
Aroclor-1260	3	9.350	0.001	9395779	289.5	3	9.665	0.001	5677430	267.4
Aroclor-1260	4	9.690	0.000	4132121	275.0	4	10.103	-0.001	1540241	268.4
Aroclor-1260	5	9.840	0.000	2670884	287.1	5	10.155	0.001	3567535	269.7
Total Col1Ave (5 peaks):					283.9	Total Col2Ave (5 peaks):				268.4 RPD = 6
Corrected Ave (5 peaks):					283.9	Corrected Ave (5 peaks):				268.4 RPD = 6

Total PCB Area Col1 (4.623 - 11.035) = 111419137 Col1 Total PCB = 0.5 ppm*

Total PCB Area Col2 (4.705 - 11.396) = 70396507 Col2 Total PCB = 0.5 ppm*

* Quantitated against AR1660 0.25ppm in Ical