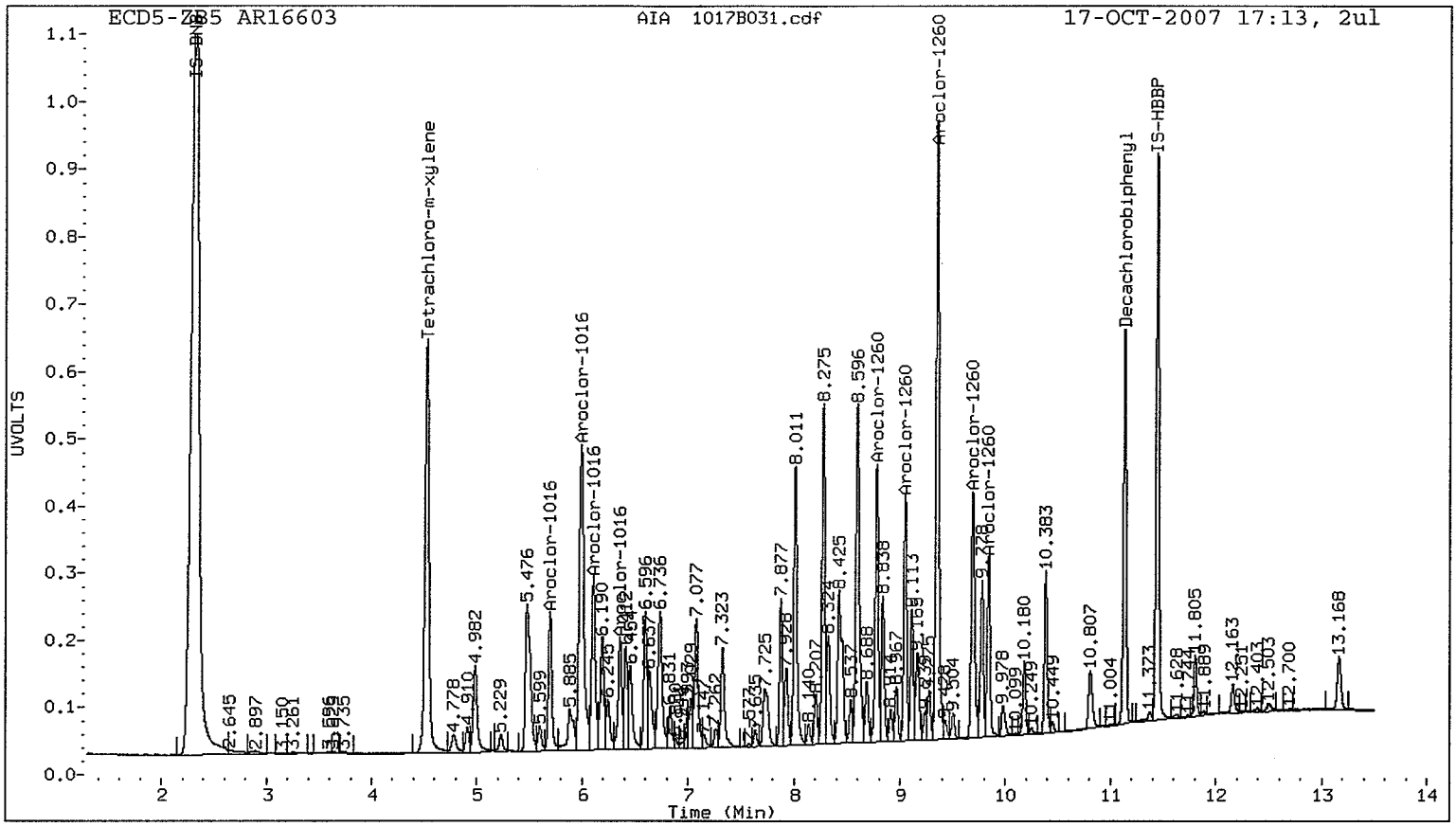
ECD5-ZB5 AR16603
AIA 1017B031.cdf
17-OCT-2007 17:13, 2ul
UVOLTS
Time (Min)
IS-BNB
Tetrachloro-m-xylene
Aroclor-1016
Aroclor-1260
Decachlorobiphenyl
IS-HBBP

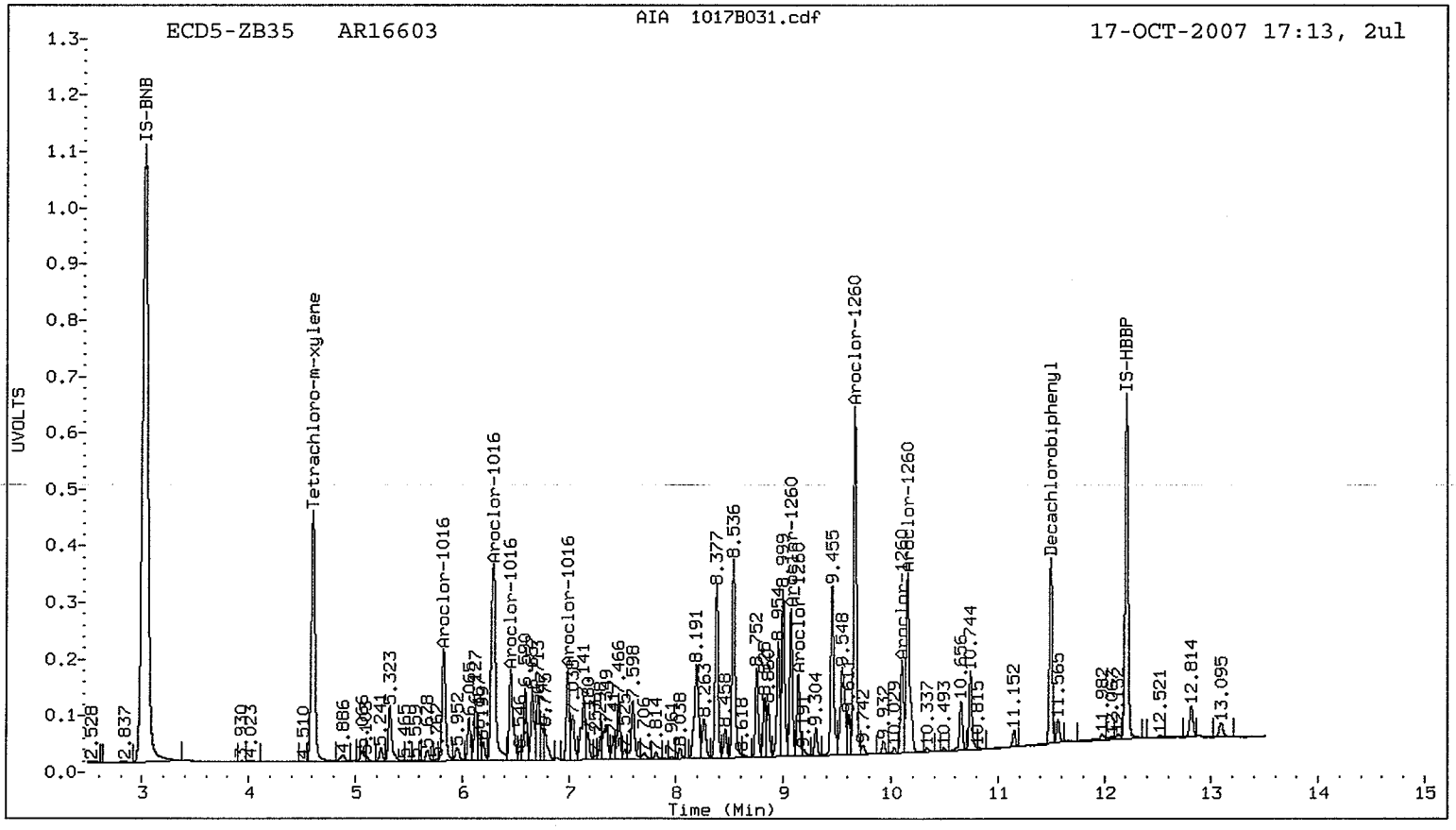
ECD5-ZB35 AR16603
AIA 1017B031.cdf
17-OCT-2007 17:13, 2ul
UVOLTS
Time (Min)
IS-BNB
Tetrachloro-m-xylene
Aroclor-1016
Aroclor-1260
Decachlorobiphenyl
IS-HBBP

7F
PCB CALIBRATION VERIFICATION SUMMARY

Lab Name: ANALYTICAL RESOURCES, INC Client: ANCHOR

ARI Job No.: LR71 Project: KIMBERLY CLARK ANACO

GC Column: ZB5 Intrument: ECD5

Init. Calib. Date: 10/16/07

Date Analyzed :10/17/07

Lab Standard ID: AR12482 Time Analyzed :2313

COMPOUND/PEAK NO.	RT	RT WINDOW FROM	RT WINDOW TO	CALC AMOUNT (ng)	NOM AMOUNT (ng)	%D
Aroclor-1248-1	5.99	5.89	6.09	252.6	250.0	1.0
Aroclor-1248-2	6.11	6.01	6.21	247.9	250.0	-0.8
Aroclor-1248-3	6.36	6.26	6.46	247.1	250.0	-1.1
Aroclor-1248-4	6.74	6.64	6.84	242.6	250.0	-3.0
Aroclor-1248-5	7.07	6.97	7.17	241.3	250.0	-3.5

AVERAGE %D = 1.9

FORM VII PCB

7F
PCB CALIBRATION VERIFICATION SUMMARY

Lab Name: ANALYTICAL RESOURCES, INC Client: ANCHOR

ARI Job No.: LR71 Project: KIMBERLY CLARK ANACO

GC Column: ZB35 Intrument: ECD5

Init. Calib. Date: 10/16/07

Date Analyzed :10/17/07

Lab Standard ID: AR12482 Time Analyzed :2313

COMPOUND/PEAK NO.	RT	RT WINDOW FROM	RT WINDOW TO	CALC AMOUNT (ng)	NOM AMOUNT (ng)	%D
Aroclor-1248-1	6.29	6.19	6.39	244.5	250.0	-2.2
Aroclor-1248-2	6.66	6.56	6.76	241.3	250.0	-3.5
Aroclor-1248-3	6.99	6.89	7.09	243.2	250.0	-2.7
Aroclor-1248-4	7.35	7.25	7.45	239.7	250.0	-4.1

AVERAGE %D = 3.1

FORM VII PCB

Analytical Resources Inc.
Dual Column PCB Quantitation Report

Data file 1: 20071016.b/1017-1.b/1017B052.d
Data file 2: 20071016.b/1017-2.b/1017B052.d
Method: /chem2/ecd5.i/20071016.b/PCB1.m
Compound Sublist: AR1248
Instrument, Inj. Vol.: ecd5.i, 2ul
Quant Method: Internal Std

ARI ID: AR12482
Client ID:
Injection Date: 17-OCT-2007 23:13
Report Date: 10/19/2007 10:28
Matrix: SOIL
Dilution Factor: 1.000

ZB5 Col			ZB35 Col			ZB5	ZB35		
RT	Shift	Response	RT	Shift	Response	on col	on col	RPD	Compound/Flag
4.523	0.000	7959962	4.605	0.000	5340017	18.9	19.2	2.0	Tetrachloro-m-xylene
11.133	-0.002	5649329	11.495	-0.002	3050605	21.2	21.6	2.0	Decachlorobiphenyl

* Indicates RPD > 40%
M Indicates Column 1 peak was manually integrated
N Indicates Column 2 peak was manually integrated

SURROGATE PERCENT RECOVERY

SURROGATE	Col1	Col2
Tetrachloro-m-xylene	47.2	48.1
Decachlorobiphenyl	52.9	54.0

INTERNAL STANDARD SUMMARY

Column 1

Standard Cpnd	Standard Area*	Sample Area	%D
Bromo-Nitrobenzene	31569414	32189513	2.0
Hexabromobiphenyl	9983366	8404718	-15.8

Column 2

Standard Cpnd	Standard Area*	Sample Area	%D
Bromo-Nitrobenzene	20324893	21104119	3.8
Hexabromobiphenyl	6610345	5880298	-11.0

* Standard Areas taken from Initial Cal Level 3
Initial Calibration Date: 16-OCT-2007
<- Indicates standard response outside Limits (-50 to +100%)

		ZB5 Col				ZB35 Col			
Aroclor	Peak#	RT	Shift	Area	Amount	Peak#	RT	Shift	Area	Amount
Aroclor-1248	1	5.992	0.000	4531296	252.6	1	6.292	0.001	3180907	244.5
Aroclor-1248	2	6.106	0.000	1692279	247.9	2	6.656	0.000	1739942	241.3
Aroclor-1248	3	6.357	0.000	2631127	247.1	3	6.990	0.001	2058186	243.2
Aroclor-1248	4	6.735	-0.001	3805087	242.6	4	7.351	0.001	2810270	239.7
Aroclor-1248	5	7.074	0.000	5008970	241.3	NS	---			----
Total Col1Ave (5 peaks):					246.3	Total Col2Ave (4 peaks):			242.2	RPD = 2
Corrected Ave (5 peaks):					246.3	Corrected Ave (4 peaks):			242.2	RPD = 2

Total PCB Area Col1 (4.623 - 11.035) = 58902873 Col1 Total PCB = 0.2 ppm*

Total PCB Area Col2 (4.705 - 11.396) = 38483330 Col2 Total PCB = 0.3 ppm*

* Quantitated against AR1660 0.25ppm in Ical

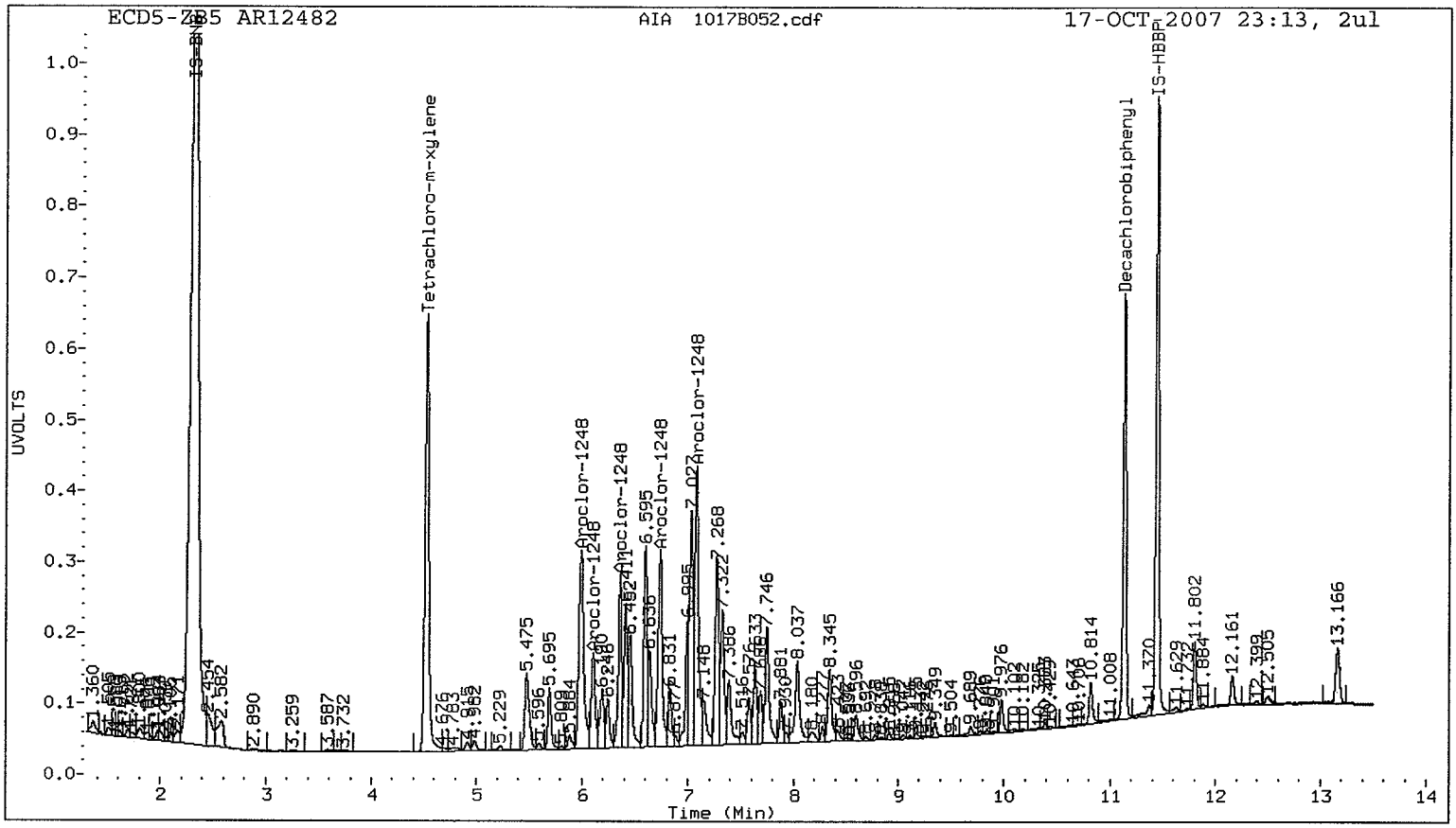
ECD5-ZB5 AR12482
AIA 1017B052.cdf
17-OCT-2007 23:13, 2ul
IS-BNB
Tetrachloro-m-xylene
Aroclor-1248
Decachlorobiphenyl
IS-HBBP
UVOLTS
Time (Min)

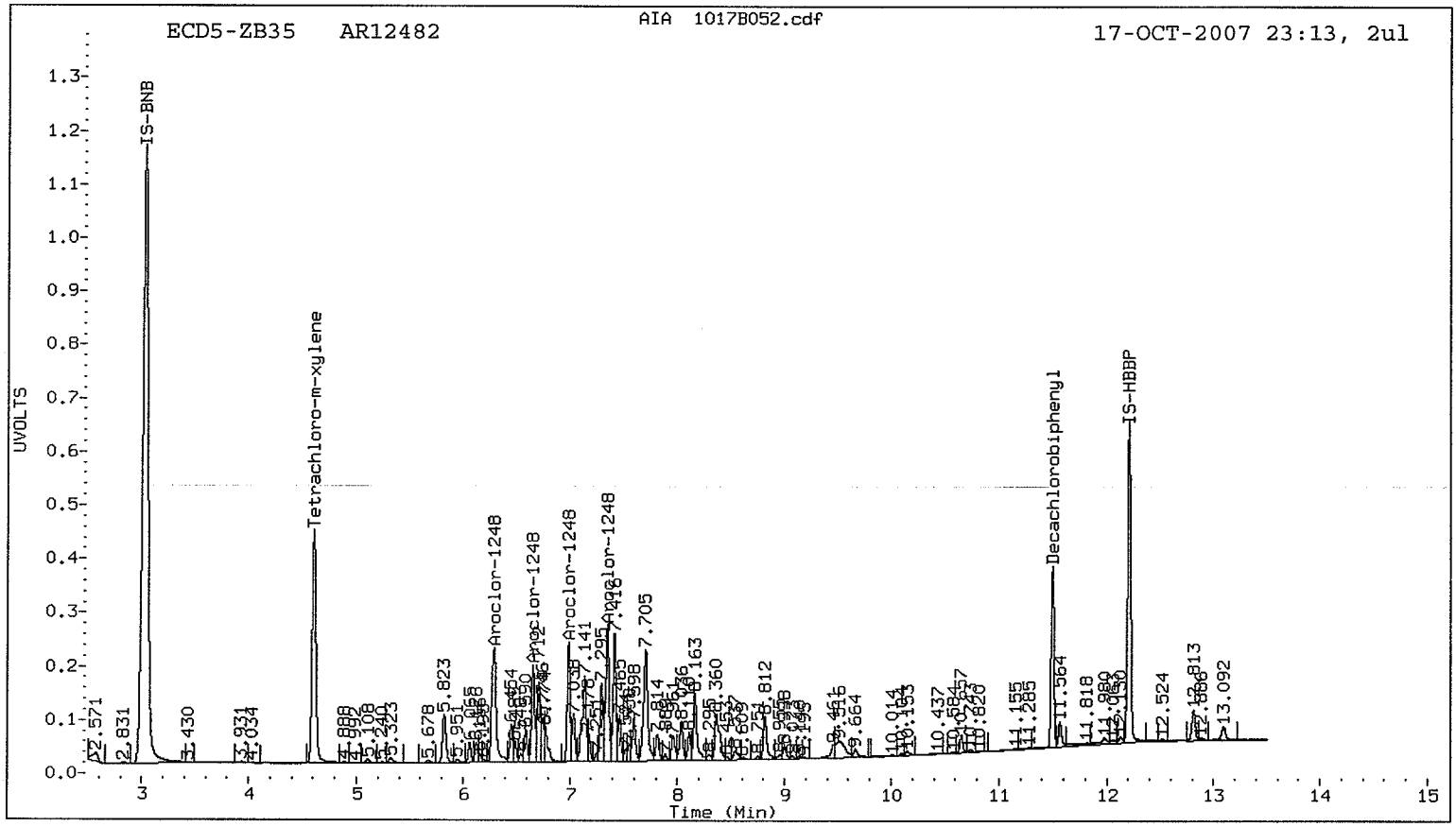
ECD5-ZB35 AR12482
AIA 1017B052.cdf
17-OCT-2007 23:13, 2ul
IS-BNB
Tetrachloro-m-xylene
Aroclor-1248
Decachlorobiphenyl
IS-HBBP
UVOLTS
Time (Min)

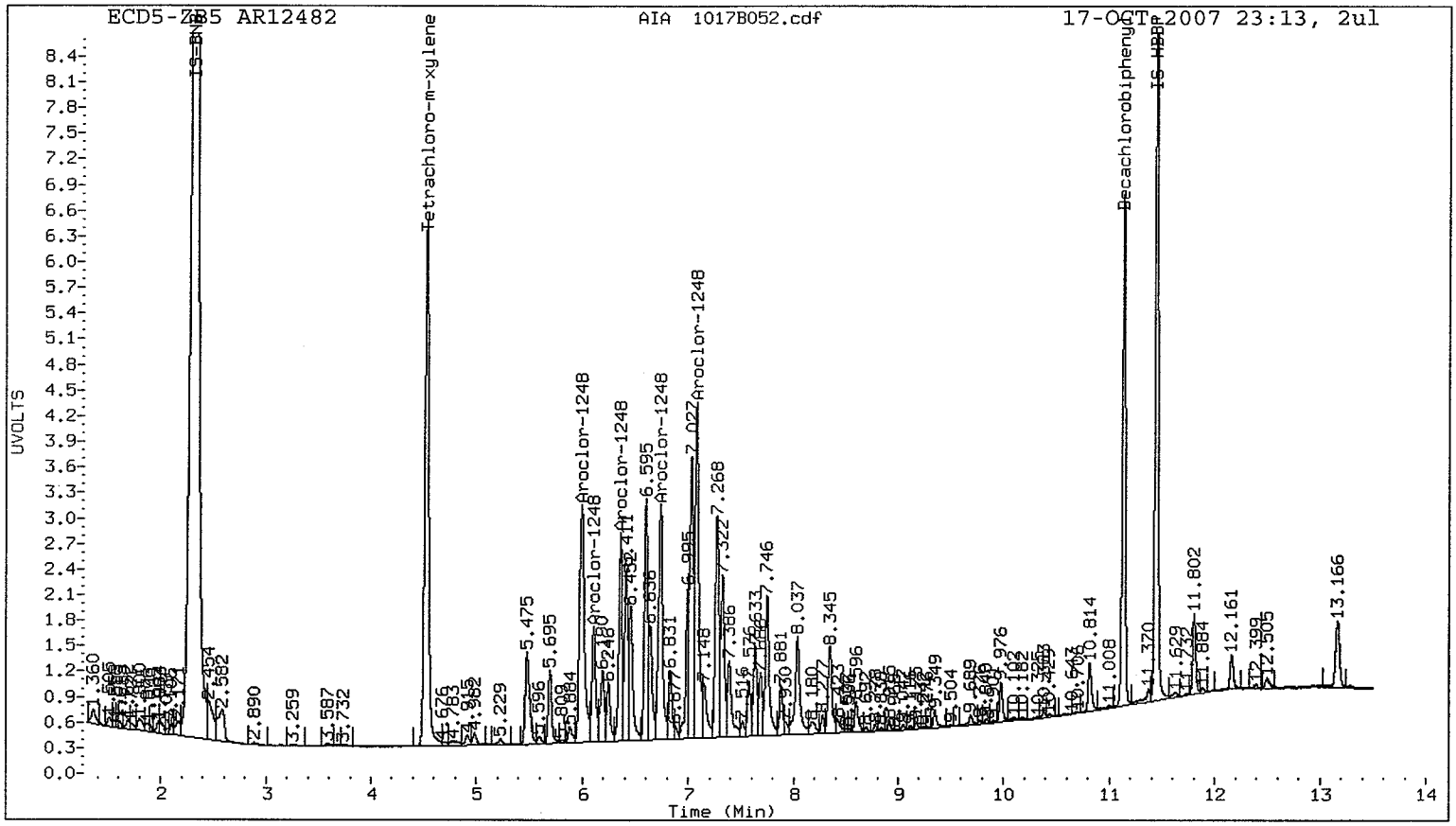
ECD5-ZB5 AR12482
AIA 1017B052.cdf
17-OCT-2007 23:13, 2ul
UVOLTS
Time (Min)
IS-BNB
Tetrachloro-m-xylene
Aroclor-1248
Decachlorobiphenyl
IS HBBP

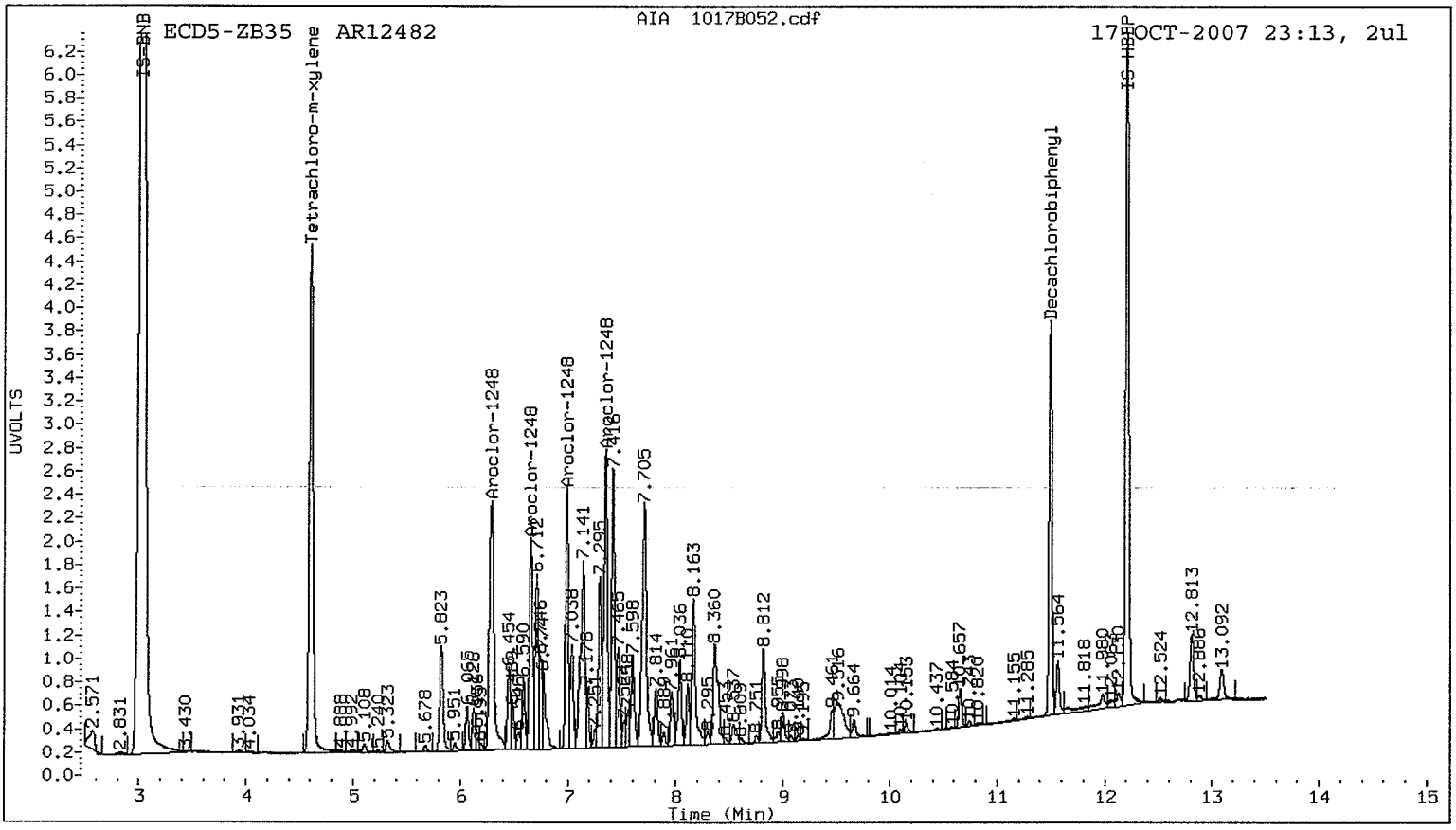
ECD5-ZB35 AR12482
AIA 1017B052.cdf
17-OCT-2007 23:13, 2ul
UVOLTS
Time (Min)
IS-BNB
Tetrachloro-m-xylene
Aroclor-1248
Decachlorobiphenyl
IS HBBP

7F

PCB CALIBRATION VERIFICATION SUMMARY

Lab Name: ANALYTICAL RESOURCES, INC Client: ANCHOR

ARI Job No.: LR71 Project: KIMBERLY CLARK ANACO

GC Column: ZB5 Intrument: ECD5

Init. Calib. Date: 10/16/07

Date Analyzed :10/17/07

Lab Standard ID: AR16604 Time Analyzed :2330

COMPOUND/PEAK NO.	RT	RT WINDOW FROM	RT WINDOW TO	CALC AMOUNT (ng)	NOM AMOUNT (ng)	%D
Aroclor-1016-1	5.70	5.60	5.80	237.2	250.0	-5.1
Aroclor-1016-2	5.99	5.89	6.09	238.4	250.0	-4.6
Aroclor-1016-3	6.10	6.00	6.20	237.1	250.0	-5.2
Aroclor-1016-4	6.36	6.26	6.46	234.6	250.0	-6.2

AVERAGE %D = 5.3

Date Analyzed :10/17/07

Lab Standard ID: AR16604 Time Analyzed :2330

COMPOUND/PEAK NO.	RT	RT WINDOW FROM	RT WINDOW TO	CALC AMOUNT (ng)	NOM AMOUNT (ng)	%D
Aroclor-1260-1	8.78	8.68	8.88	287.4	250.0	15.0
Aroclor-1260-2	9.05	8.95	9.15	285.6	250.0	14.2
Aroclor-1260-3	9.35	9.25	9.45	291.8	250.0	16.7
Aroclor-1260-4	9.69	9.59	9.79	280.0	250.0	12.0
Aroclor-1260-5	9.84	9.74	9.94	288.9	250.0	15.6

AVERAGE %D = 14.7

7F
PCB CALIBRATION VERIFICATION SUMMARY

Lab Name: ANALYTICAL RESOURCES, INC Client: ANCHOR

ARI Job No.: LR71 Project: KIMBERLY CLARK ANACO

GC Column: ZB35 Intrument: ECD5

Init. Calib. Date: 10/16/07

Date Analyzed :10/17/07

Lab Standard ID: AR16604 Time Analyzed :2330

COMPOUND/PEAK NO.	RT	RT WINDOW FROM	RT WINDOW TO	CALC AMOUNT (ng)	NOM AMOUNT (ng)	%D
Aroclor-1016-1	5.82	5.72	5.92	234.2	250.0	-6.3
Aroclor-1016-2	6.29	6.19	6.39	235.9	250.0	-5.6
Aroclor-1016-3	6.45	6.35	6.55	233.6	250.0	-6.6
Aroclor-1016-4	6.99	6.89	7.09	231.8	250.0	-7.3

AVERAGE %D = 6.5

Date Analyzed :10/17/07

Lab Standard ID: AR16604 Time Analyzed :2330

COMPOUND/PEAK NO.	RT	RT WINDOW FROM	RT WINDOW TO	CALC AMOUNT (ng)	NOM AMOUNT (ng)	%D
Aroclor-1260-1	9.07	8.97	9.17	268.7	250.0	7.5
Aroclor-1260-2	9.14	9.04	9.24	267.8	250.0	7.1
Aroclor-1260-3	9.66	9.56	9.76	265.3	250.0	6.1
Aroclor-1260-4	10.10	10.00	10.20	270.3	250.0	8.1
Aroclor-1260-5	10.15	10.05	10.25	271.5	250.0	8.6

AVERAGE %D = 7.5

Analytical Resources Inc.
Dual Column PCB Quantitation Report

Data file 1: 20071016.b/1017-1.b/1017B053.d
Data file 2: 20071016.b/1017-2.b/1017B053.d
Method: /chem2/ecd5.i/20071016.b/PCB1.m
Compound Sublist: AR1660
Instrument, Inj. Vol.: ecd5.i, 2ul
Quant Method: Internal Std

ARI ID: AR16604
Client ID:
Injection Date: 17-OCT-2007 23:30
Report Date: 10/19/2007 10:28
Matrix: SOIL
Dilution Factor: 1.000

ZB5 Col RT	ZB5 Col Shift	ZB5 Col Response	ZB35 Col RT	ZB35 Col Shift	ZB35 Col Response	ZB5 on col	ZB35 on col	RPD	Compound/Flag
4.523	0.000	8118482	4.604	-0.001	5293351	19.6	19.8	1.0	Tetrachloro-m-xylene
11.134	-0.001	5612934	11.495	-0.001	3014583	21.3	21.2	0.6	Decachlorobiphenyl M

* Indicates RPD > 40%
M Indicates Column 1 peak was manually integrated
N Indicates Column 2 peak was manually integrated

SURROGATE PERCENT RECOVERY

SURROGATE	Col1	Col2
Tetrachloro-m-xylene	49.0	49.5
Decachlorobiphenyl	53.3	53.0

INTERNAL STANDARD SUMMARY

Column 1

Standard Cpnd	Standard Area*	Sample Area	%D
Bromo-Nitrobenzene	31569414	31587087	0.1
Hexabromobiphenyl	9983366	8289248	-17.0

Column 2

Standard Cpnd	Standard Area*	Sample Area	%D
Bromo-Nitrobenzene	20324893	20325001	0.0
Hexabromobiphenyl	6610345	5921235	-10.4

* Standard Areas taken from Initial Cal Level 3
Initial Calibration Date: 16-OCT-2007
<- Indicates standard response outside Limits (-50 to +100%)

Aroclor	Peak#	RT	ZB5 Col Shift	Area	Amount	Peak#	RT	ZB35 Col Shift	Area	Amount
Aroclor-1016	1	5.695	0.000	2364635	237.2	1	5.824	0.000	2353873	234.2
Aroclor-1016	2	5.992	0.001	7184379	238.4	2	6.294	0.001	5011925	235.9
Aroclor-1016	3	6.104	0.001	3134896	237.1	3	6.454	0.001	1980818	233.6
Aroclor-1016	4	6.358	0.001	1901958	234.6	4	6.990	0.000	1544016	231.8
Total Col1Ave (4 peaks):					236.8	Total Col2Ave (4 peaks):				233.9 RPD = 1
Corrected Ave (4 peaks):					236.8	Corrected Ave (4 peaks):				233.9 RPD = 1
Aroclor-1260	1	8.780	0.000	4269153	287.4	1	9.071	-0.001	2449288	268.7
Aroclor-1260	2	9.048	0.000	3592213	285.6	2	9.140	0.000	1381776	267.8
Aroclor-1260	3	9.349	0.000	9664402	291.8	3	9.664	0.000	5770653	265.3
Aroclor-1260	4	9.689	-0.001	4292180	280.0	4	10.102	-0.001	1589066	270.3
Aroclor-1260	5	9.840	0.000	2742905	288.9	5	10.153	-0.001	3679547	271.5
Total Col1Ave (5 peaks):					286.8	Total Col2Ave (5 peaks):				268.7 RPD = 6
Corrected Ave (5 peaks):					286.8	Corrected Ave (5 peaks):				268.7 RPD = 6

Total PCB Area Col1 (4.623 - 11.035) = 112961639 Col1 Total PCB = 0.5 ppm*

Total PCB Area Col2 (4.705 - 11.396) = 70804116 Col2 Total PCB = 0.5 ppm*

* Quantitated against AR1660 0.25ppm in Ical

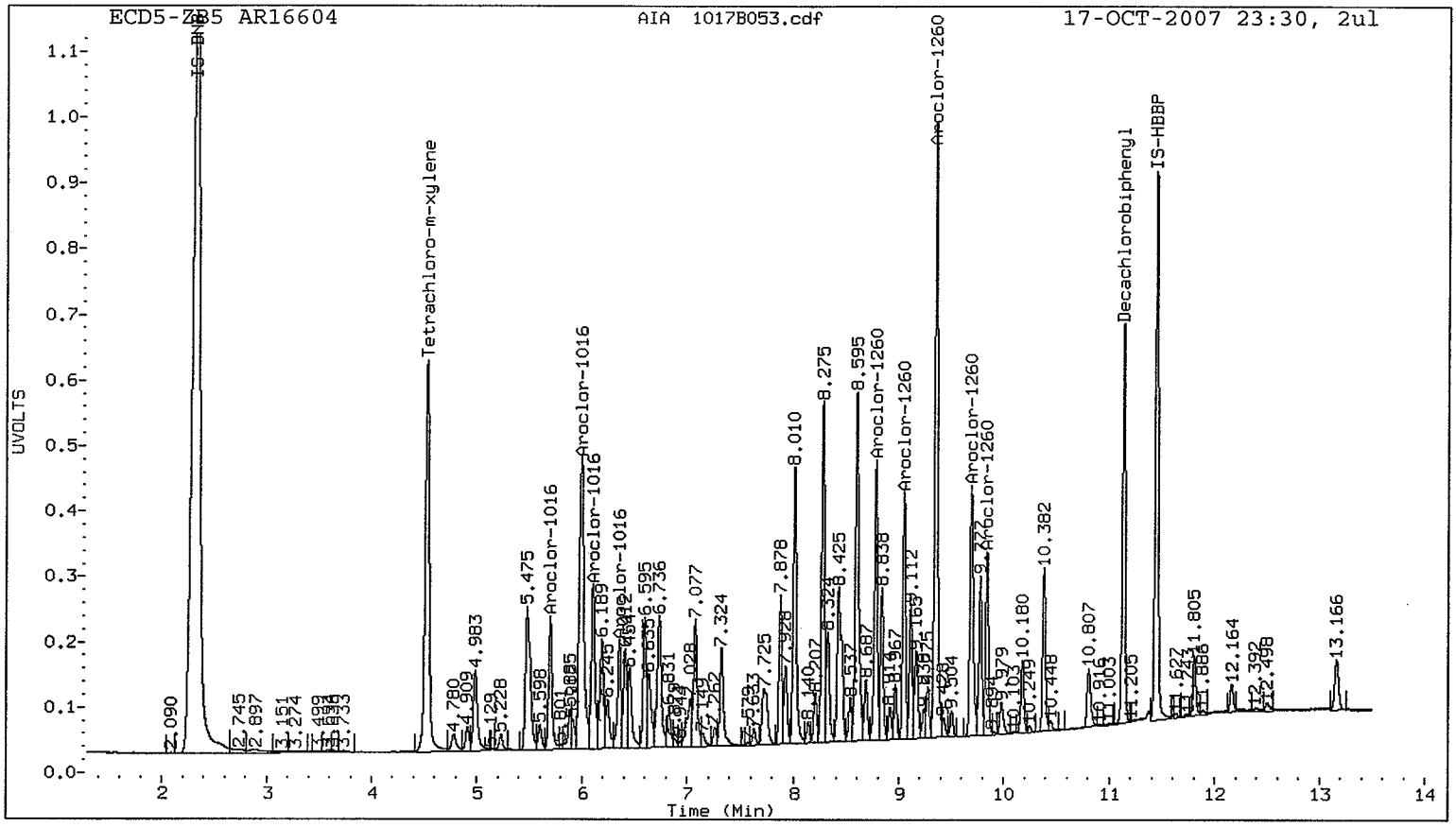
ECD5-ZB5 AR16604
AIA 1017B053.cdf
17-OCT-2007 23:30, 2ul
UVOLTS
Time (Min)
IS-BNB
Tetrachloro-m-xylene
Aroclor-1016
Aroclor-1260
Decachlorobiphenyl
IS-HBBP

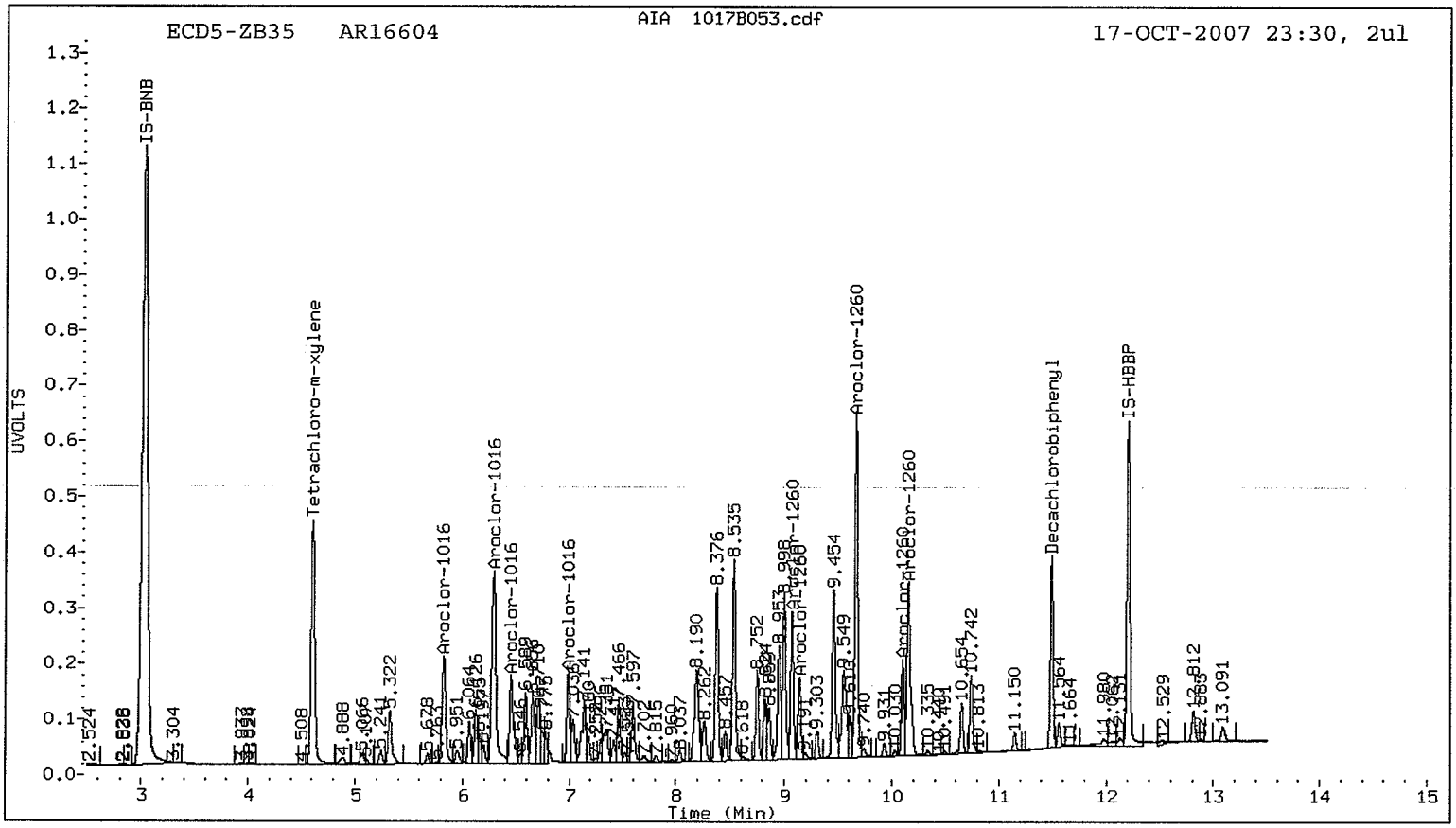
ECD5-ZB35 AR16604
AIA 1017B053.cdf
17-OCT-2007 23:30, 2ul
UVOLTS
Time (Min)
IS-BNB
Tetrachloro-m-xylene
Aroclor-1016
Aroclor-1260
Decachlorobiphenyl
IS-HBBP

7F

PCB CALIBRATION VERIFICATION SUMMARY

Lab Name: ANALYTICAL RESOURCES, INC Client: ANCHOR

ARI Job No.: LR71 Project: KIMBERLY CLARK ANACO

GC Column: ZB5 Intrument: ECD5

Init. Calib. Date: 10/16/07

Date Analyzed :10/18/07

Lab Standard ID: AR12543 Time Analyzed :0918

COMPOUND/PEAK NO.	RT	RT WINDOW FROM	RT WINDOW TO	CALC AMOUNT (ng)	NOM AMOUNT (ng)	%D
Aroclor-1254-1	7.34	7.22	7.42	230.2	250.0	-7.9
Aroclor-1254-2	7.65	7.53	7.73	232.6	250.0	-7.0
Aroclor-1254-3	7.76	7.64	7.84	219.4	250.0	-12.2
Aroclor-1254-4	8.04	7.93	8.13	227.3	250.0	-9.1
Aroclor-1254-5	8.35	8.24	8.44	226.4	250.0	-9.4

AVERAGE %D = 9.1

FORM VII PCB

7F

PCB CALIBRATION VERIFICATION SUMMARY

Lab Name: ANALYTICAL RESOURCES, INC Client: ANCHOR

ARI Job No.: LR71 Project: KIMBERLY CLARK ANACO

GC Column: ZB35 Intrument: ECD5

Init. Calib. Date: 10/16/07

Date Analyzed :10/18/07

Lab Standard ID: AR12543 Time Analyzed :0918

COMPOUND/PEAK NO.	RT	RT WINDOW FROM	RT WINDOW TO	CALC AMOUNT (ng)	NOM AMOUNT (ng)	%D
Aroclor-1254-1	7.61	7.50	7.70	232.0	250.0	-7.2
Aroclor-1254-2	8.04	7.94	8.14	233.3	250.0	-6.7
Aroclor-1254-3	8.17	8.06	8.26	232.1	250.0	-7.2
Aroclor-1254-4	8.37	8.26	8.46	234.4	250.0	-6.2
Aroclor-1254-5	8.82	8.72	8.92	239.6	250.0	-4.1

AVERAGE %D = 6.3

FORM VII PCB

Analytical Resources Inc.
Dual Column PCB Quantitation Report

Data file 1: 20071016.b/1018-1.b/1018B001.d
Data file 2: 20071016.b/1018-2.b/1018B001.d
Method: /chem2/ecd5.i/20071016.b/PCB1.m
Compound Sublist: AR1254
Instrument, Inj. Vol.: ecd5.i, 2ul
Quant Method: Internal Std

ARI ID: AR12543
Client ID:
Injection Date: 18-OCT-2007 09:18
Report Date: 10/19/2007 10:28
Matrix: SOIL
Dilution Factor: 1.000

ZB5 Col			ZB35 Col			ZB5	ZB35		
RT	Shift	Response	RT	Shift	Response	on col	on col	RPD	Compound/Flag
4.547	0.025	8637755	4.612	0.007	5694304	18.3	18.8	2.7	Tetrachloro-m-xylene
11.152	0.017	5976066	11.506	0.010	3301163	21.3	20.6	3.7	Decachlorobiphenyl

* Indicates RPD > 40%
M Indicates Column 1 peak was manually integrated
N Indicates Column 2 peak was manually integrated

SURROGATE PERCENT RECOVERY

SURROGATE	Col1	Col2
Tetrachloro-m-xylene	45.7	47.0
Decachlorobiphenyl	53.3	51.4

INTERNAL STANDARD SUMMARY

Column 1

Standard Cpnd	Standard Area*	Sample Area	%D
Bromo-Nitrobenzene	31569414	36072509	14.3
Hexabromobiphenyl	9983366	8827155	-11.6

Column 2

Standard Cpnd	Standard Area*	Sample Area	%D
Bromo-Nitrobenzene	20324893	23056781	13.4
Hexabromobiphenyl	6610345	6687432	1.2

* Standard Areas taken from Initial Cal Level 3
Initial Calibration Date: 16-OCT-2007
<- Indicates standard response outside Limits (-50 to +100%)

Aroclor	ZB5 Col Peak#	RT	Shift	Area	Amount	ZB35 Col Peak#	RT	Shift	Area	Amount
Aroclor-1254	1	7.339	0.016	5913997	230.2	1	7.606	0.009	3048072	232.0
Aroclor-1254	2	7.646	0.015	3679241	232.6	2	8.044	0.008	2335320	233.3
Aroclor-1254	3	7.759	0.014	6894739	219.4	3	8.170	0.008	5004550	232.1
Aroclor-1254	4	8.044	0.012	7692036	227.3	4	8.368	0.004	5100511	234.4
Aroclor-1254	5	8.349	0.013	4499469	226.4	5	8.822	0.005	2934945	239.6

Total Col1Ave (5 peaks): 227.2 Total Col2Ave (5 peaks): 234.3 RPD = 3

Corrected Ave (5 peaks): 227.2 Corrected Ave (5 peaks): 234.3 RPD = 3

Total PCB Area Col1 (4.623 - 11.035) = 74277174 Col1 Total PCB = 0.3 ppm*

Total PCB Area Col2 (4.705 - 11.396) = 47732393 Col2 Total PCB = 0.3 ppm*

* Quantitated against AR1660 0.25ppm in Ical

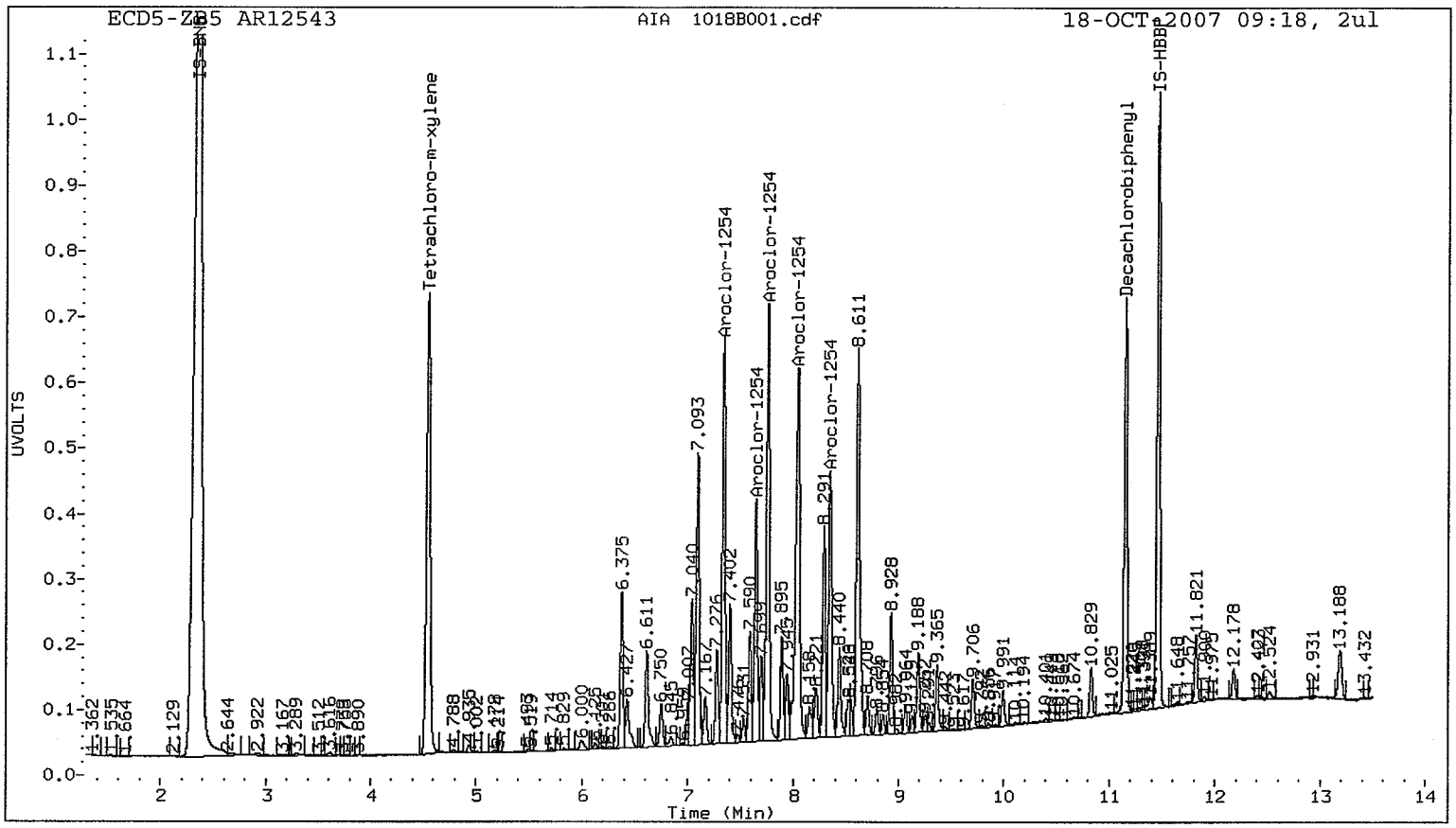
ECD5-ZB5 AR12543
AIA 1018B001.cdf
18-OCT-2007 09:18, 2ul
UVOLTS
Time (Min)
IS-BNB
Tetrachloro-m-xylene
Aroclor-1254
Decachlorobiphenyl
IS-HBBP

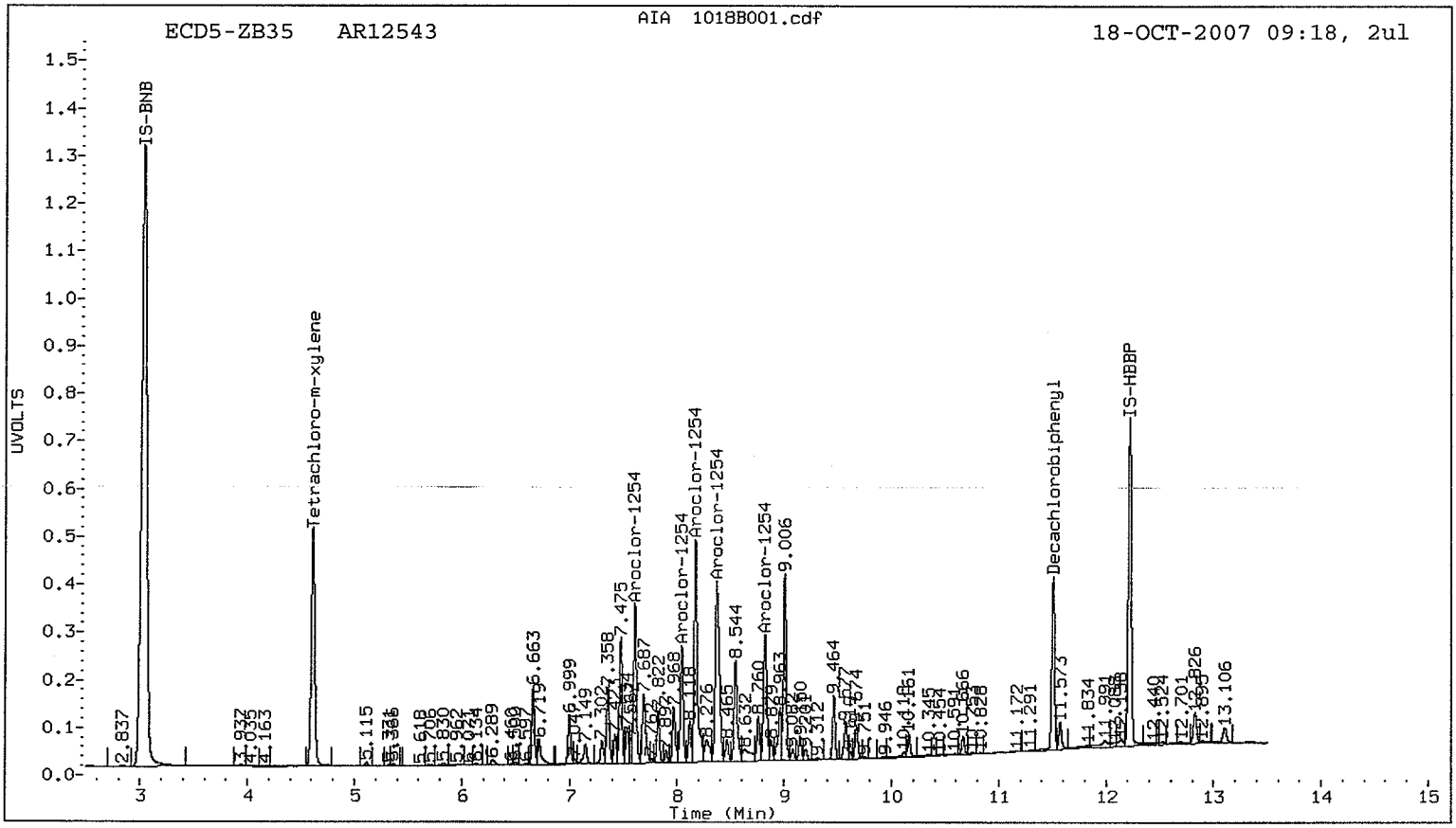
ECD5-ZB35 AR12543
AIA 1018B001.cdf
18-OCT-2007 09:18, 2ul
UVOLTS
Time (Min)
IS-BNB
Tetrachloro-m-xylene
Aroclor-1254
Decachlorobiphenyl
IS-HBBP

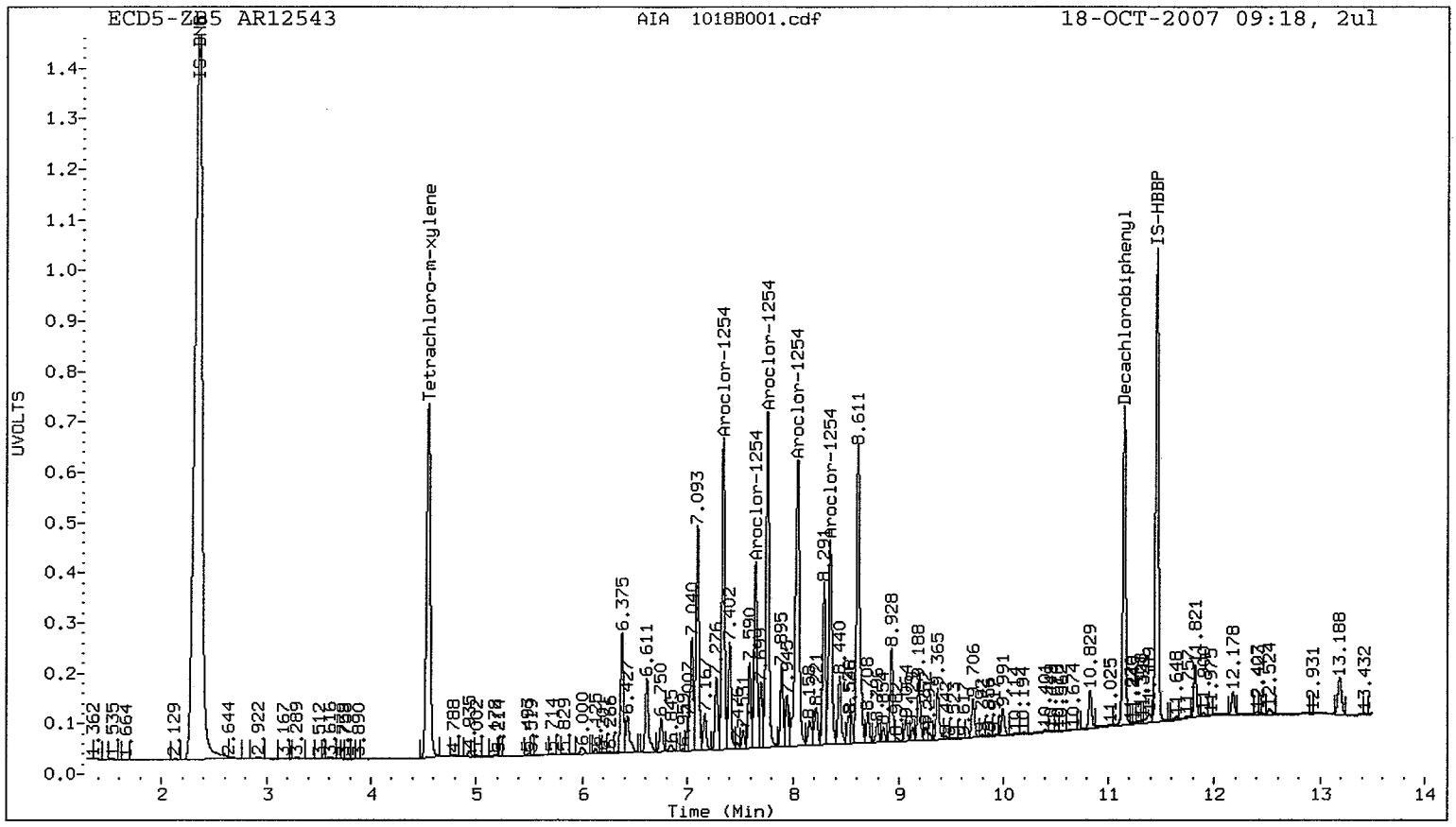
ECD5-ZB5 AR12543
AIA 1018B001.cdf
18-OCT-2007 09:18, 2ul
UVOLTS
Time (Min)
IS-BNB
Tetrachloro-m-xylene
Aroclor-1254
Decachlorobiphenyl
IS-HBBP

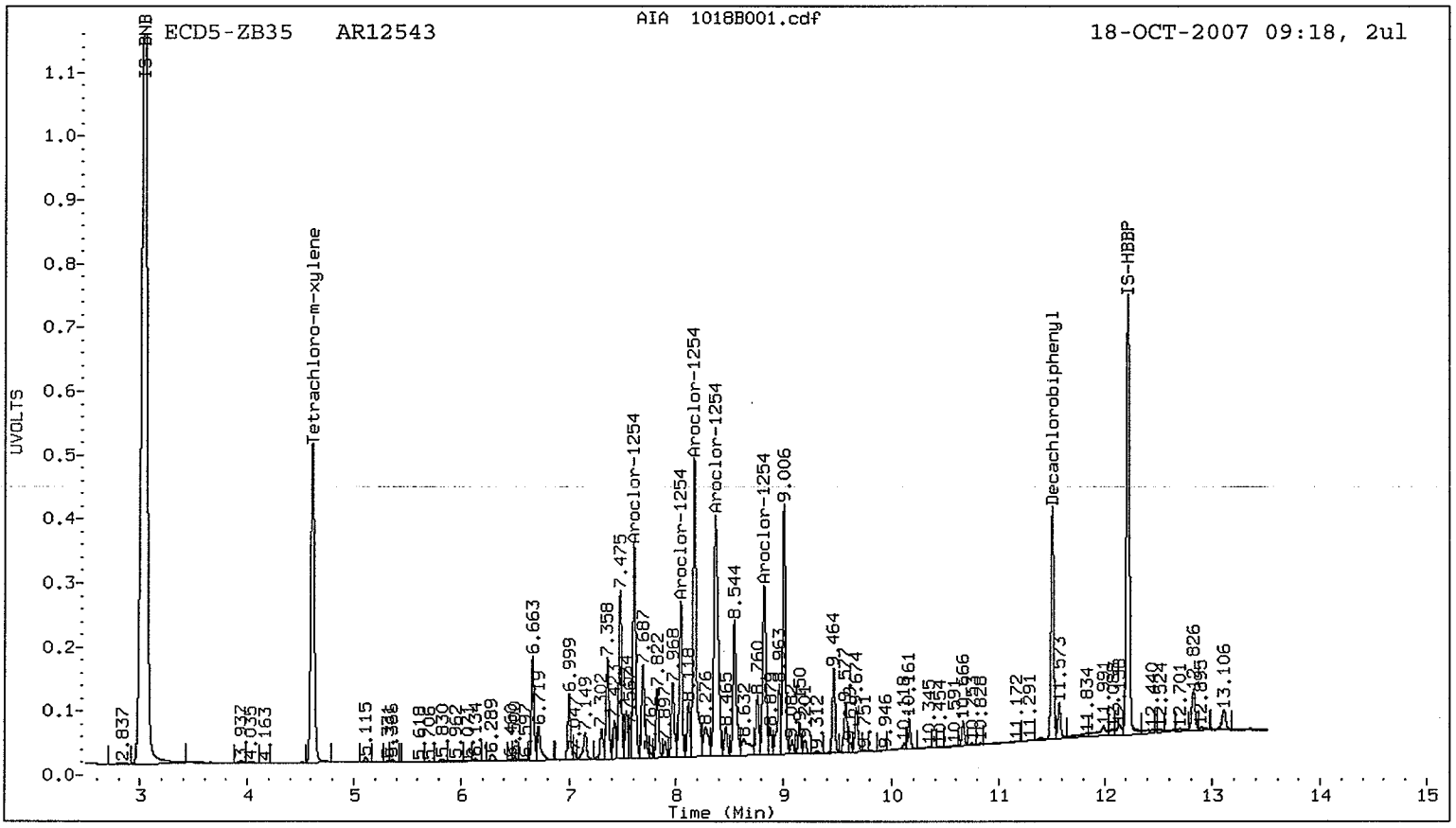
ECD5-ZB35 AR12543
AIA 1018B001.cdf
18-OCT-2007 09:18, 2ul
UVOLTS
Time (Min)
IS-BNB
Tetrachloro-m-xylene
Aroclor-1254
Decachlorobiphenyl
IS-HBBP

7F

PCB CALIBRATION VERIFICATION SUMMARY

Lab Name: ANALYTICAL RESOURCES, INC Client: ANCHOR

ARI Job No.: LR71 Project: KIMBERLY CLARK ANACO

GC Column: ZB5 Intrument: ECD5

Init. Calib. Date: 10/16/07

Date Analyzed :10/18/07

Lab Standard ID: AR16605 Time Analyzed :0935

COMPOUND/PEAK NO.	RT	RT WINDOW FROM	RT WINDOW TO	CALC AMOUNT (ng)	NOM AMOUNT (ng)	%D
Aroclor-1016-1	5.70	5.60	5.80	236.1	250.0	-5.6
Aroclor-1016-2	6.00	5.89	6.09	242.5	250.0	-3.0
Aroclor-1016-3	6.11	6.00	6.20	237.2	250.0	-5.1
Aroclor-1016-4	6.36	6.26	6.46	233.0	250.0	-6.8

AVERAGE %D = 5.1

Date Analyzed :10/18/07

Lab Standard ID: AR16605 Time Analyzed :0935

COMPOUND/PEAK NO.	RT	RT WINDOW FROM	RT WINDOW TO	CALC AMOUNT (ng)	NOM AMOUNT (ng)	%D
Aroclor-1260-1	8.78	8.68	8.88	280.0	250.0	12.0
Aroclor-1260-2	9.05	8.95	9.15	282.3	250.0	12.9
Aroclor-1260-3	9.35	9.25	9.45	285.2	250.0	14.1
Aroclor-1260-4	9.69	9.59	9.79	273.7	250.0	9.5
Aroclor-1260-5	9.84	9.74	9.94	286.0	250.0	14.4

AVERAGE %D = 12.6

7F

PCB CALIBRATION VERIFICATION SUMMARY

Lab Name: ANALYTICAL RESOURCES, INC Client: ANCHOR

ARI Job No.: LR71 Project: KIMBERLY CLARK ANACO

GC Column: ZB35 Intrument: ECD5

Init. Calib. Date: 10/16/07

Date Analyzed :10/18/07

Lab Standard ID: AR16605 Time Analyzed :0935

COMPOUND/PEAK NO.	RT	RT WINDOW FROM	RT WINDOW TO	CALC AMOUNT (ng)	NOM AMOUNT (ng)	%D
Aroclor-1016-1	5.83	5.72	5.92	235.0	250.0	-6.0
Aroclor-1016-2	6.29	6.19	6.39	236.0	250.0	-5.6
Aroclor-1016-3	6.46	6.35	6.55	234.8	250.0	-6.1
Aroclor-1016-4	6.99	6.89	7.09	232.1	250.0	-7.2

AVERAGE %D = 6.2

Date Analyzed :10/18/07

Lab Standard ID: AR16605 Time Analyzed :0935

COMPOUND/PEAK NO.	RT	RT WINDOW FROM	RT WINDOW TO	CALC AMOUNT (ng)	NOM AMOUNT (ng)	%D
Aroclor-1260-1	9.07	8.97	9.17	261.2	250.0	4.5
Aroclor-1260-2	9.14	9.04	9.24	260.3	250.0	4.1
Aroclor-1260-3	9.67	9.56	9.76	265.1	250.0	6.0
Aroclor-1260-4	10.11	10.00	10.20	269.3	250.0	7.7
Aroclor-1260-5	10.16	10.05	10.25	267.1	250.0	6.8

AVERAGE %D = 5.8

Analytical Resources Inc.
Dual Column PCB Quantitation Report

Data file 1: 20071016.b/1018-1.b/1018B002.d
Data file 2: 20071016.b/1018-2.b/1018B002.d
Method: /chem2/ecd5.i/20071016.b/PCB1.m
Compound Sublist: AR1660
Instrument, Inj. Vol.: ecd5.i, 2ul
Quant Method: Internal Std

ARI ID: AR16605
Client ID:
Injection Date: 18-OCT-2007 09:35
Report Date: 10/19/2007 10:28
Matrix: SOIL
Dilution Factor: 1.000

ZB5 Col			ZB35 Col			ZB5	ZB35		
RT	Shift	Response	RT	Shift	Response	on col	on col	RPD	Compound/Flag
4.529	0.006	8638542	4.609	0.004	5647094	19.7	20.1	2.0	Tetrachloro-m-xylene
11.140	0.004	6209298	11.500	0.004	3292199	21.6	21.4	0.9	Decachlorobiphenyl

* Indicates RPD > 40%
M Indicates Column 1 peak was manually integrated
N Indicates Column 2 peak was manually integrated

SURROGATE PERCENT RECOVERY

SURROGATE	Col1	Col2
Tetrachloro-m-xylene	49.2	50.2
Decachlorobiphenyl	54.0	53.5

INTERNAL STANDARD SUMMARY

Column 1

Standard Cpnd	Standard Area*	Sample Area	%D
Bromo-Nitrobenzene	31569414	33472339	6.0
Hexabromobiphenyl	9983366	9053161	-9.3

Column 2

Standard Cpnd	Standard Area*	Sample Area	%D
Bromo-Nitrobenzene	20324893	21382355	5.2
Hexabromobiphenyl	6610345	6406522	-3.1

* Standard Areas taken from Initial Cal Level 3
Initial Calibration Date: 16-OCT-2007
<- Indicates standard response outside Limits (-50 to +100%)

	ZB5 Col				ZB35 Col				
Aroclor	Peak#	RT	Shift	Area	Amount	Peak#	RT	Shift	Area	Amount
Aroclor-1016	1	5.700	0.004	2494698	236.1	1	5.827	0.003	2484476	235.0
Aroclor-1016	2	5.995	0.005	7742382	242.5	2	6.295	0.002	5273184	236.0
Aroclor-1016	3	6.107	0.005	3322897	237.2	3	6.456	0.003	2094410	234.8
Aroclor-1016	4	6.362	0.005	2001432	233.0	4	6.993	0.003	1626708	232.1
Total Col1Ave (4 peaks):					237.2	Total Col2Ave (4 peaks):				234.5 RPD = 1
Corrected Ave (4 peaks):					237.2	Corrected Ave (4 peaks):				234.5 RPD = 1
Aroclor-1260	1	8.784	0.005	4541839	280.0	1	9.075	0.003	2575621	261.2
Aroclor-1260	2	9.052	0.004	3877289	282.3	2	9.144	0.004	1453417	260.3
Aroclor-1260	3	9.353	0.004	10315504	285.2	3	9.667	0.003	6238199	265.1
Aroclor-1260	4	9.694	0.004	4582701	273.7	4	10.105	0.002	1712498	269.3
Aroclor-1260	5	9.845	0.005	2965274	286.0	5	10.157	0.003	3916096	267.1
Total Col1Ave (5 peaks):					281.4	Total Col2Ave (5 peaks):				264.6 RPD = 6
Corrected Ave (5 peaks):					281.4	Corrected Ave (5 peaks):				264.6 RPD = 6

Total PCB Area Col1 (4.623 - 11.035) = 120544190 Col1 Total PCB = 0.5 ppm*

Total PCB Area Col2 (4.705 - 11.396) = 75091630 Col2 Total PCB = 0.5 ppm*

* Quantitated against AR1660 0.25ppm in Ical

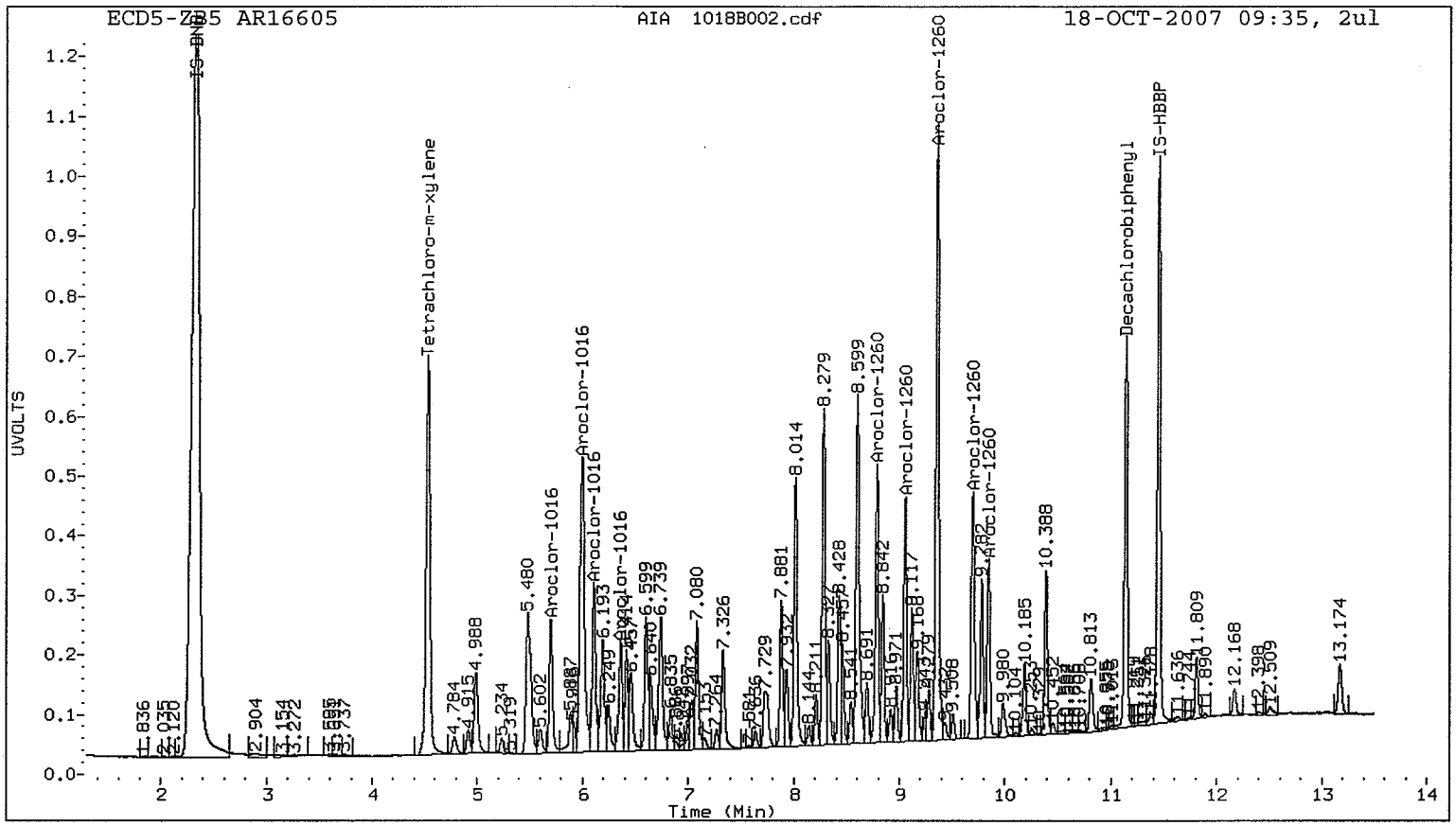
ECD5-ZB5 AR16605
AIA 1018B002.cdf
18-OCT-2007 09:35, 2ul
UVOLTS
Time (Min)
IS-BNB
Tetrachloro-m-xylene
Aroclor-1016
Aroclor-1260
Decachlorobiphenyl
IS-HBBP

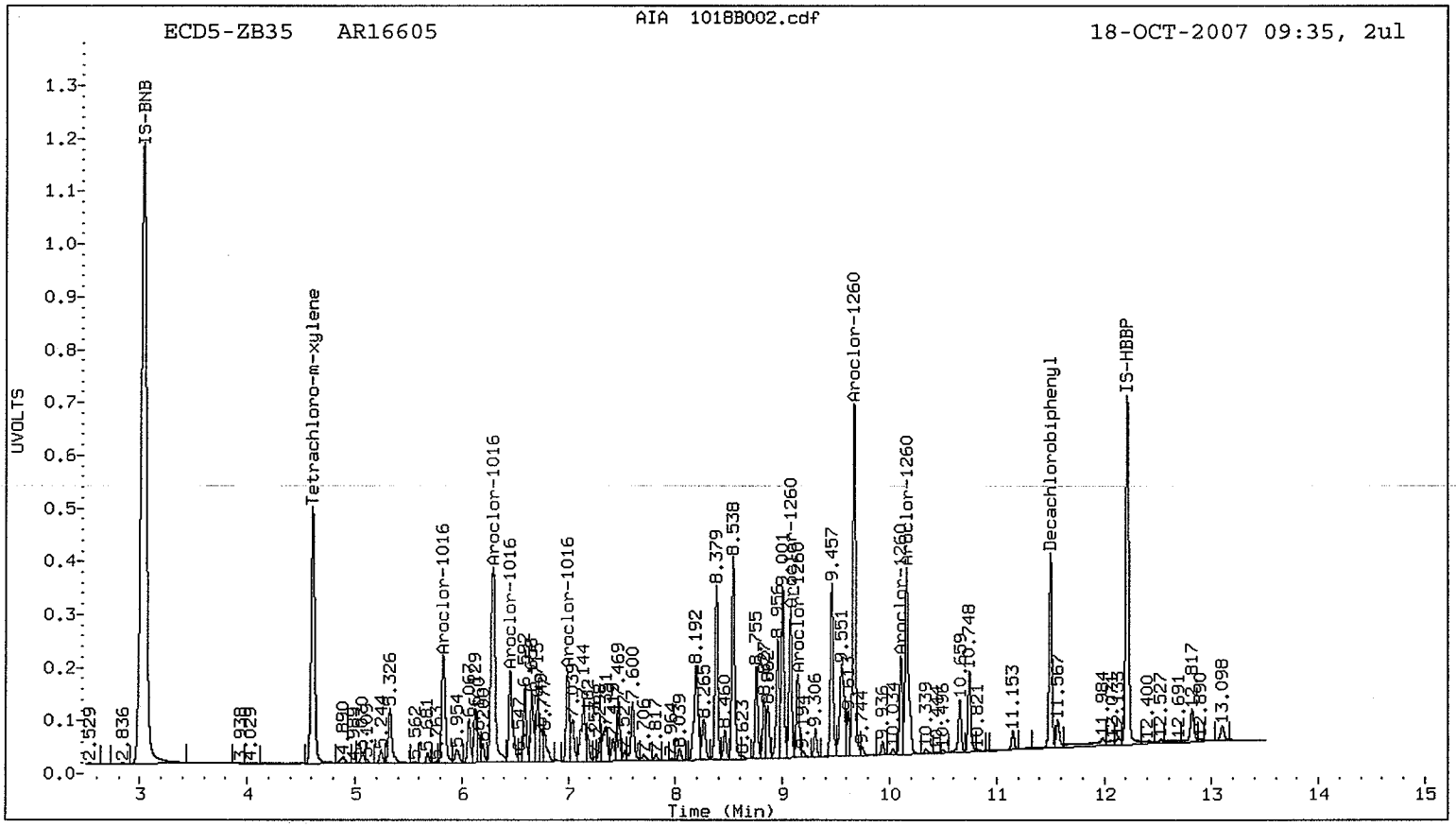
ECD5-ZB35 AR16605
AIA 1018B002.cdf
18-OCT-2007 09:35, 2ul
UVOLTS
Time (Min)
IS-BNB
Tetrachloro-m-xylene
Aroclor-1016
Aroclor-1260
Decachlorobiphenyl
IS-HBBP

7F
PCB CALIBRATION VERIFICATION SUMMARY

Lab Name: ANALYTICAL RESOURCES, INC Client: ANCHOR

ARI Job No.: LR71 Project: KIMBERLY CLARK ANACO

GC Column: ZB5 Intrument: ECD5

Init. Calib. Date: 10/16/07

Date Analyzed :10/18/07

Lab Standard ID: AR12423 Time Analyzed :1719

COMPOUND/PEAK NO.	RT	RT WINDOW FROM	RT WINDOW TO	CALC AMOUNT (ng)	NOM AMOUNT (ng)	%D
Aroclor-1242-1	5.70	5.60	5.80	247.1	250.0	-1.2
Aroclor-1242-2	5.99	5.89	6.09	244.4	250.0	-2.2
Aroclor-1242-3	6.11	6.00	6.20	244.1	250.0	-2.3
Aroclor-1242-4	6.74	6.64	6.84	236.4	250.0	-5.4

AVERAGE %D = 2.8

FORM VII PCB

7F
PCB CALIBRATION VERIFICATION SUMMARY

Lab Name: ANALYTICAL RESOURCES, INC Client: ANCHOR

ARI Job No.: LR71 Project: KIMBERLY CLARK ANACO

GC Column: ZB35 Intrument: ECD5

Init. Calib. Date: 10/16/07

Date Analyzed :10/18/07

Lab Standard ID: AR12423 Time Analyzed :1719

COMPOUND/PEAK NO.	RT	RT WINDOW FROM	RT WINDOW TO	CALC AMOUNT (ng)	NOM AMOUNT (ng)	%D
Aroclor-1242-1	5.32	5.22	5.42	247.8	250.0	-0.9
Aroclor-1242-2	5.83	5.72	5.92	247.7	250.0	-0.9
Aroclor-1242-3	6.29	6.19	6.39	247.2	250.0	-1.1
Aroclor-1242-4	6.46	6.35	6.55	244.8	250.0	-2.1
Aroclor-1242-5	7.35	7.25	7.45	236.8	250.0	-5.3

AVERAGE %D = 2.1

FORM VII PCB

Analytical Resources Inc.
Dual Column PCB Quantitation Report

Data file 1: 20071016.b/1018-1.b/1018B029.d
Data file 2: 20071016.b/1018-2.b/1018B029.d
Method: /chem2/ecd5.i/20071016.b/PCB1.m
Compound Sublist: AR1242
Instrument, Inj. Vol.: ecd5.i, 2ul
Quant Method: Internal Std

ARI ID: AR12423
Client ID:
Injection Date: 18-OCT-2007 17:19
Report Date: 10/19/2007 10:28
Matrix: SOIL
Dilution Factor: 1.000

ZB5 Col			ZB35 Col			ZB5	ZB35		
RT	Shift	Response	RT	Shift	Response	on col	on col	RPD	Compound/Flag
4.525	0.002	8509902	4.608	0.003	5577680	18.6	19.0	2.3	Tetrachloro-m-xylene
11.137	0.002	5158544	11.497	0.000	2665110	21.0	20.2	4.0	Decachlorobiphenyl

* Indicates RPD > 40%
M Indicates Column 1 peak was manually integrated
N Indicates Column 2 peak was manually integrated

SURROGATE PERCENT RECOVERY

SURROGATE	Col1	Col2
Tetrachloro-m-xylene	46.5	47.5
Decachlorobiphenyl	52.4	50.4

INTERNAL STANDARD SUMMARY

Column 1

Standard Cpnd	Standard Area*	Sample Area	%D
Bromo-Nitrobenzene	31569414	34952186	10.7
Hexabromobiphenyl	9983366	7745613	-22.4

Column 2

Standard Cpnd	Standard Area*	Sample Area	%D
Bromo-Nitrobenzene	20324893	22319519	9.8
Hexabromobiphenyl	6610345	5506781	-16.7

* Standard Areas taken from Initial Cal Level 3
Initial Calibration Date: 16-OCT-2007
<- Indicates standard response outside Limits (-50 to +100%)

Aroclor	ZB5 Col Peak#	RT	Shift	Area	Amount	ZB35 Col Peak#	RT	Shift	Area	Amount
Aroclor-1242	1	5.697	0.001	2197414	247.1	1	5.324	0.001	1114362	247.8
Aroclor-1242	2	5.995	0.003	6521233	244.4	2	5.825	0.001	2179474	247.7
Aroclor-1242	3	6.106	0.002	2883333	244.1	3	6.293	0.001	4533957	247.2
Aroclor-1242	4	6.738	0.003	2672273	236.4	4	6.455	0.002	1794398	244.8
Aroclor-1242	NS	---			----	5	7.350	0.001	1662802	236.8

Total Col1Ave (4 peaks): 243.0 Total Col2Ave (5 peaks): 244.9 RPD = 1

Corrected Ave (4 peaks): 243.0 Corrected Ave (5 peaks): 244.9 RPD = 1

Total PCB Area Col1 (4.623 - 11.035) = 49906325 Col1 Total PCB = 0.2 ppm*

Total PCB Area Col2 (4.705 - 11.396) = 32713313 Col2 Total PCB = 0.2 ppm*

* Quantitated against AR1660 0.25ppm in Ical

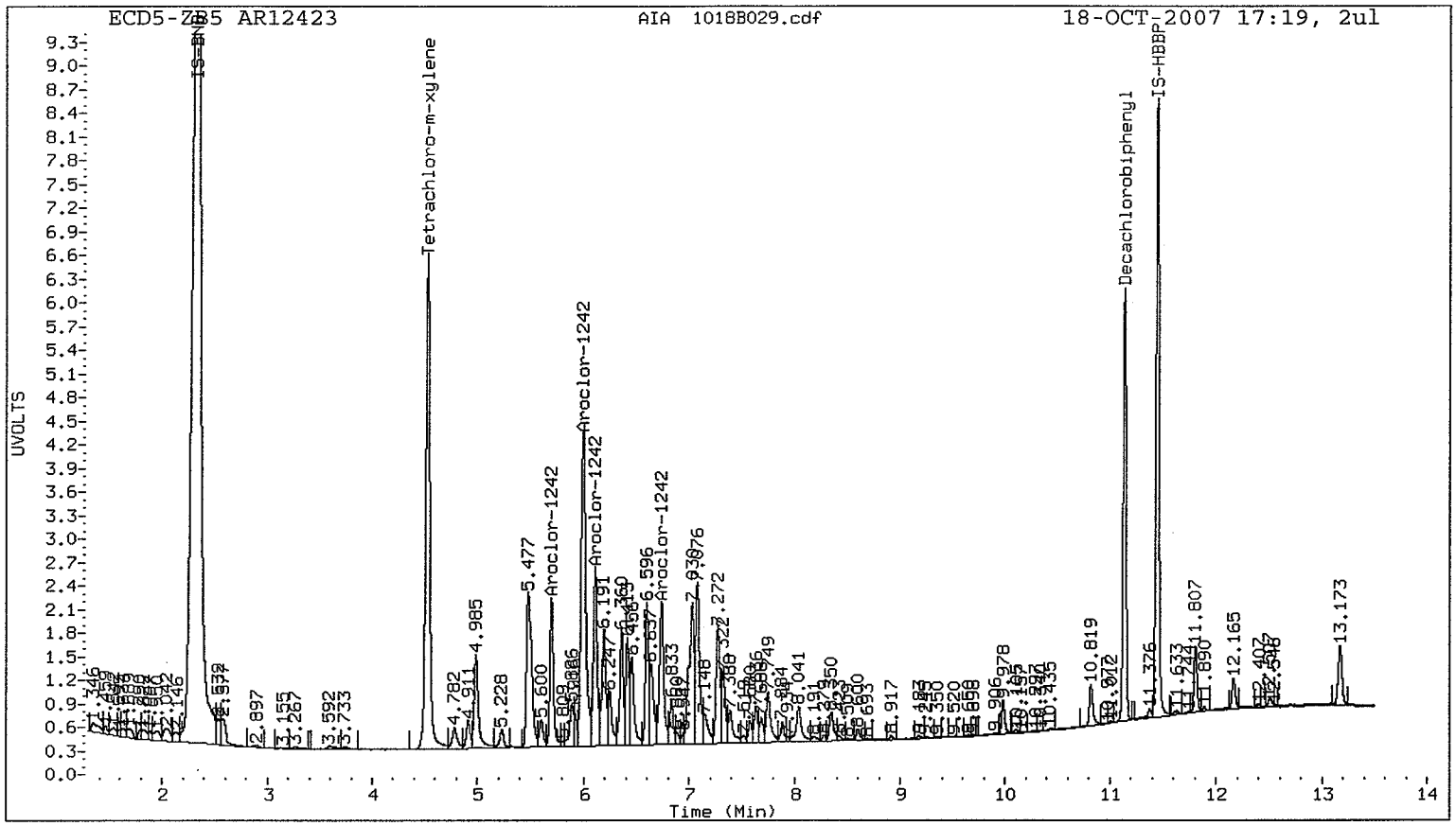
ECD5-ZB5 AR12423
AIA 1018B029.cdf
18-OCT-2007 17:19, 2ul
UVOLTS
Time (Min)
IS-BNB
Tetrachloro-m-xylene
Aroclor-1242
Decachlorobiphenyl
IS-HBBP

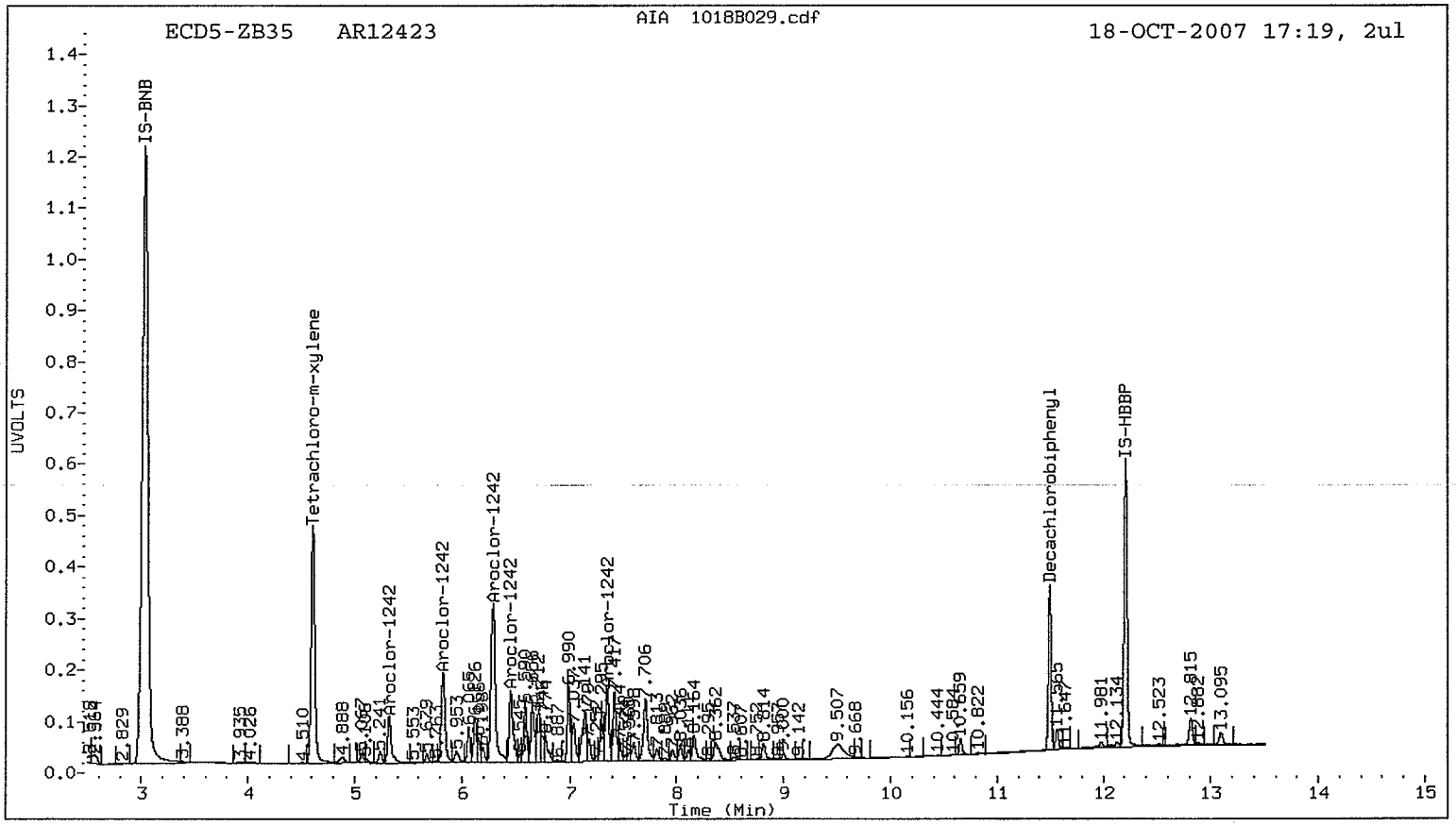
ECD5-ZB35 AR12423
AIA 1018B029.cdf
18-OCT-2007 17:19, 2ul
UVOLTS
Time (Min)
IS-BNB
Tetrachloro-m-xylene
Aroclor-1242
Decachlorobiphenyl
IS-HBBP

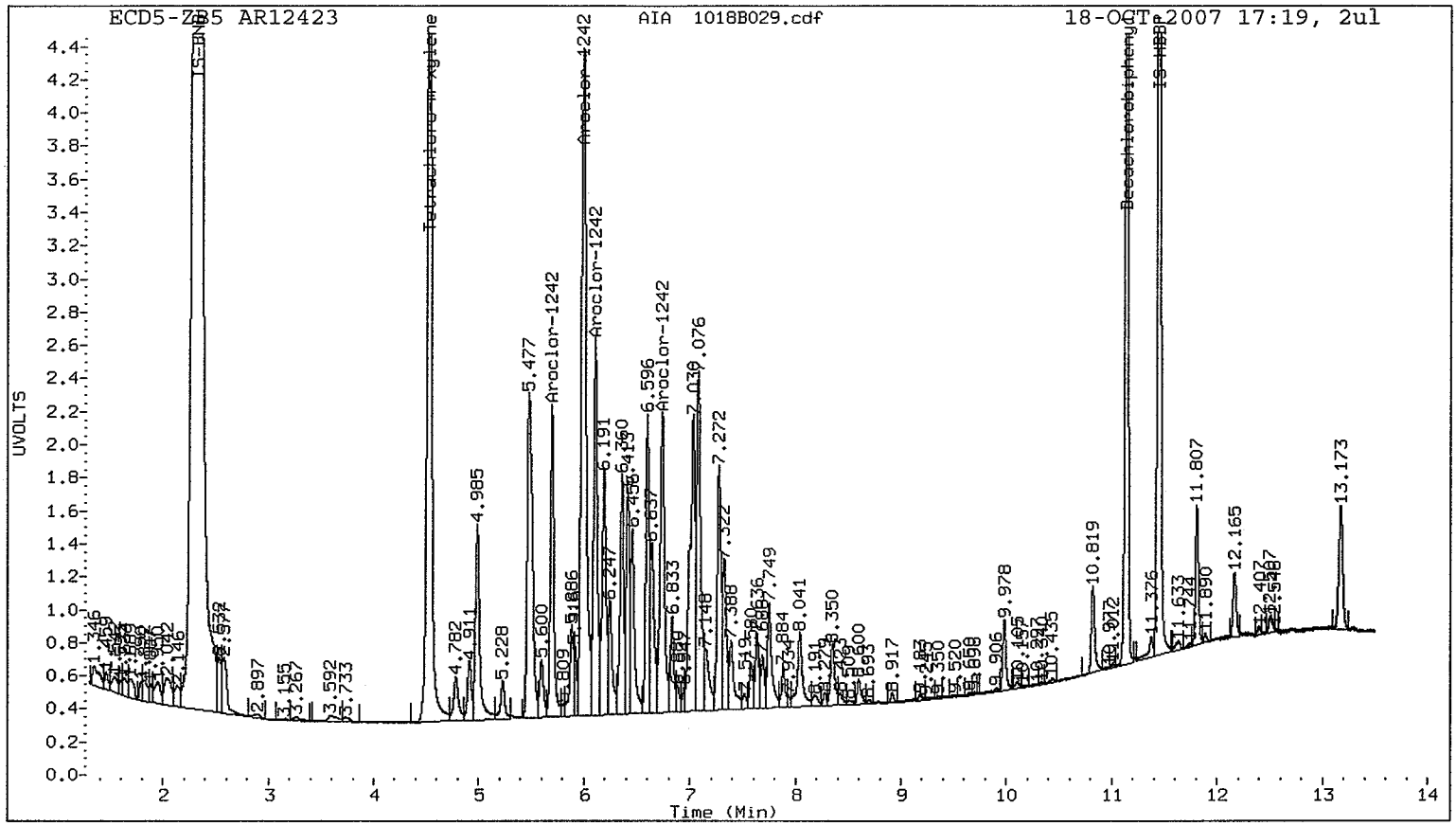
ECD5-ZB5 AR12423
AIA 1018B029.cdf
18-OCT-2007 17:19, 2ul
UVOLTS
Time (Min)
IS-BNB
Tetrachloro-m-xylene
Aroclor-1242
Decachlorobiphenyl
IS-HBBP

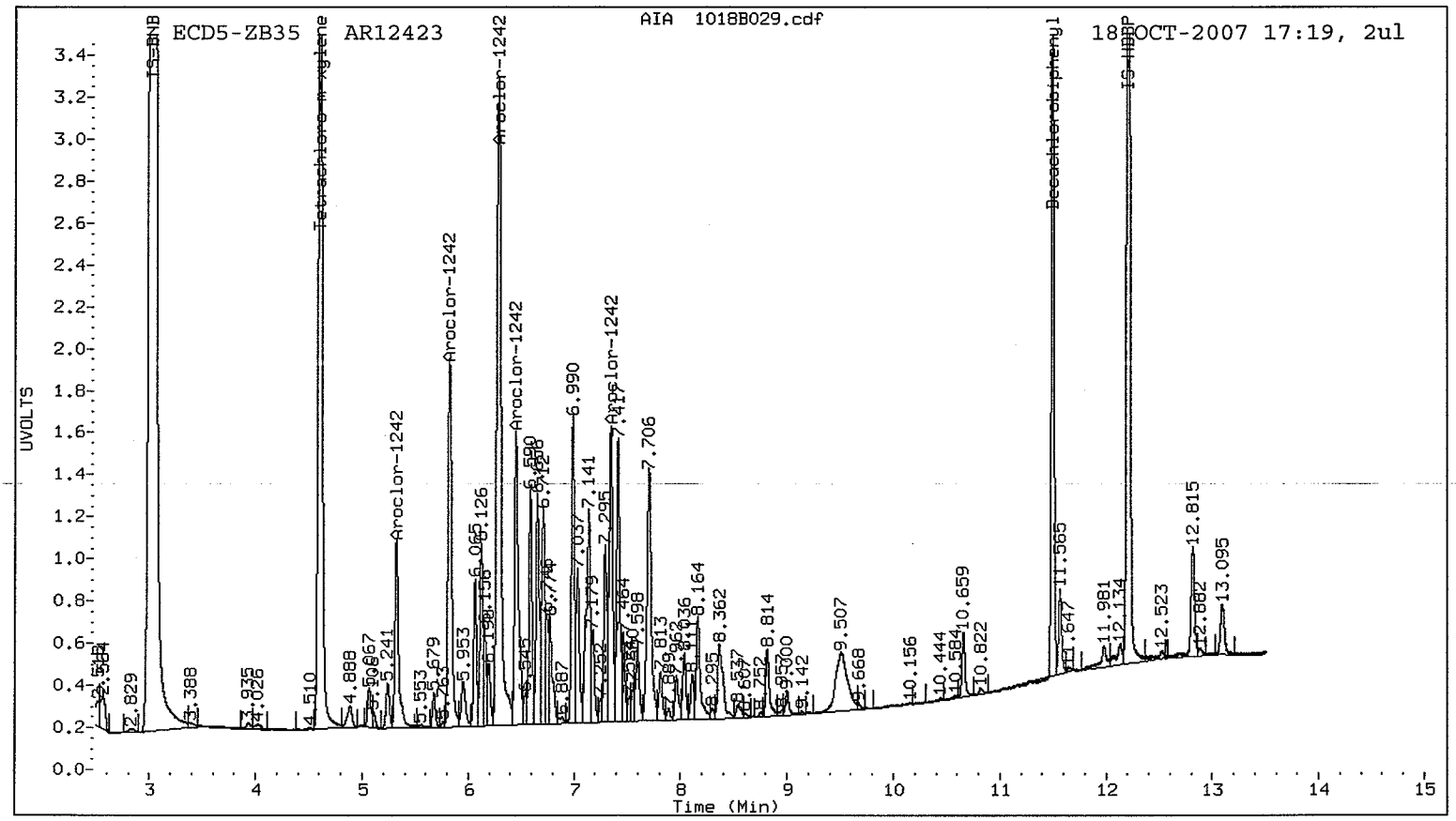
ECD5-ZB35 AR12423
AIA 1018B029.cdf
18-OCT-2007 17:19, 2ul
UVOLTS
Time (Min)
IS-BNB
Tetrachloro-m-xylene
Aroclor-1242
Decachlorobiphenyl
IS-HBBP

7F

PCB CALIBRATION VERIFICATION SUMMARY

Lab Name: ANALYTICAL RESOURCES, INC Client: ANCHOR

ARI Job No.: LR71 Project: KIMBERLY CLARK ANACO

GC Column: ZB5 Intrument: ECD5

Init. Calib. Date: 10/16/07

Date Analyzed :10/18/07

Lab Standard ID: AR16606 Time Analyzed :1736

COMPOUND/PEAK NO.	RT	RT WINDOW FROM	RT WINDOW TO	CALC AMOUNT (ng)	NOM AMOUNT (ng)	%D	
Aroclor-1016-1	5.70	5.60	5.80	242.6	250.0	-2.9	
Aroclor-1016-2	5.99	5.89	6.09	244.8	250.0	-2.1	
Aroclor-1016-3	6.11	6.00	6.20	242.9	250.0	-2.8	
Aroclor-1016-4	6.36	6.26	6.46	237.6	250.0	-5.0	

AVERAGE %D = 3.2

Date Analyzed :10/18/07

Lab Standard ID: AR16606 Time Analyzed :1736

COMPOUND/PEAK NO.	RT	RT WINDOW FROM	RT WINDOW TO	CALC AMOUNT (ng)	NOM AMOUNT (ng)	%D	
Aroclor-1260-1	8.78	8.68	8.88	314.6	250.0	25.8	<-
Aroclor-1260-2	9.05	8.95	9.15	311.8	250.0	24.7	
Aroclor-1260-3	9.35	9.25	9.45	316.2	250.0	26.5	<-
Aroclor-1260-4	9.69	9.59	9.79	298.6	250.0	19.4	
Aroclor-1260-5	9.84	9.74	9.94	313.9	250.0	25.6	<-

AVERAGE %D = 24.4

7F

PCB CALIBRATION VERIFICATION SUMMARY

Lab Name: ANALYTICAL RESOURCES, INC Client: ANCHOR

ARI Job No.: LR71 Project: KIMBERLY CLARK ANACO

GC Column: ZB35 Intrument: ECD5

Init. Calib. Date: 10/16/07

Date Analyzed :10/18/07

Lab Standard ID: AR16606 Time Analyzed :1736

COMPOUND/PEAK NO.	RT	RT WINDOW FROM	RT WINDOW TO	CALC AMOUNT (ng)	NOM AMOUNT (ng)	%D
Aroclor-1016-1	5.82	5.72	5.92	236.3	250.0	-5.5
Aroclor-1016-2	6.29	6.19	6.39	237.5	250.0	-5.0
Aroclor-1016-3	6.45	6.35	6.55	235.9	250.0	-5.6
Aroclor-1016-4	6.99	6.89	7.09	229.7	250.0	-8.1

AVERAGE %D = 6.1

Date Analyzed :10/18/07

Lab Standard ID: AR16606 Time Analyzed :1736

COMPOUND/PEAK NO.	RT	RT WINDOW FROM	RT WINDOW TO	CALC AMOUNT (ng)	NOM AMOUNT (ng)	%D
Aroclor-1260-1	9.07	8.97	9.17	300.7	250.0	20.3
Aroclor-1260-2	9.14	9.04	9.24	295.9	250.0	18.4
Aroclor-1260-3	9.66	9.56	9.76	292.3	250.0	16.9
Aroclor-1260-4	10.10	10.00	10.20	292.1	250.0	16.8
Aroclor-1260-5	10.15	10.05	10.25	294.9	250.0	18.0

AVERAGE %D = 18.1

Analytical Resources Inc.
Dual Column PCB Quantitation Report

Data file 1: 20071016.b/1018-1.b/1018B030.d
Data file 2: 20071016.b/1018-2.b/1018B030.d
Method: /chem2/ecd5.i/20071016.b/PCB1.m
Compound Sublist: AR1660
Instrument, Inj. Vol.: ecd5.i, 2ul
Quant Method: Internal Std

ARI ID: AR16606
Client ID:
Injection Date: 18-OCT-2007 17:36
Report Date: 10/19/2007 10:28
Matrix: SOIL
Dilution Factor: 1.000

ZB5 Col RT	ZB5 Col Shift	ZB5 Col Response	ZB35 Col RT	ZB35 Col Shift	ZB35 Col Response	ZB5 on col	ZB35 on col	RPD	Compound/Flag
4.523	0.000	8886695	4.605	0.000	5958273	19.7	20.1	2.1	Tetrachloro-m-xylene
11.136	0.001	5514455	11.496	-0.001	2927280	22.3	22.2	0.5	Decachlorobiphenyl

* Indicates RPD > 40%
M Indicates Column 1 peak was manually integrated
N Indicates Column 2 peak was manually integrated

SURROGATE PERCENT RECOVERY

SURROGATE	Col1	Col2
Tetrachloro-m-xylene	49.3	50.3
Decachlorobiphenyl	55.7	55.4

INTERNAL STANDARD SUMMARY

Column 1

Standard Cpnd	Standard Area*	Sample Area	%D
Bromo-Nitrobenzene	31569414	34420131	9.0
Hexabromobiphenyl	9983366	7800988	-21.9

Column 2

Standard Cpnd	Standard Area*	Sample Area	%D
Bromo-Nitrobenzene	20324893	22516899	10.8
Hexabromobiphenyl	6610345	5502565	-16.8

* Standard Areas taken from Initial Cal Level 3
Initial Calibration Date: 16-OCT-2007
<- Indicates standard response outside Limits (-50 to +100%)

		ZB5 Col				ZB35 Col			
Aroclor	Peak#	RT	Shift	Area	Amount	Peak#	RT	Shift	Area	Amount
Aroclor-1016	1	5.696	0.001	2636076	242.6	1	5.824	-0.001	2630818	236.3
Aroclor-1016	2	5.994	0.003	8038629	244.8	2	6.293	0.000	5588643	237.5
Aroclor-1016	3	6.105	0.002	3499419	242.9	3	6.453	0.000	2216491	235.9
Aroclor-1016	4	6.358	0.001	2099156	237.6	4	6.990	0.000	1695288	229.7
Total Col1Ave (4 peaks):					242.0	Total Col2Ave (4 peaks):				234.9 RPD = 3
Corrected Ave (4 peaks):					242.0	Corrected Ave (4 peaks):				234.9 RPD = 3
Aroclor-1260	1	8.781	0.002	4398243	314.6	1	9.072	0.000	2546767	300.7
Aroclor-1260	2	9.050	0.002	3690674	311.8	2	9.141	0.001	1419078	295.9
Aroclor-1260	3	9.351	0.002	9854170	316.2	3	9.664	0.000	5909274	292.3
Aroclor-1260	4	9.691	0.001	4308050	298.6	4	10.102	-0.001	1595890	292.1
Aroclor-1260	5	9.841	0.001	2804634	313.9	5	10.154	0.000	3714176	294.9
Total Col1Ave (5 peaks):					311.0	Total Col2Ave (5 peaks):				295.2 RPD = 5
Corrected Ave (5 peaks):					311.0	Corrected Ave (5 peaks):				295.2 RPD = 5

Total PCB Area Col1 (4.623 - 11.035) = 119630494 Col1 Total PCB = 0.5 ppm*

Total PCB Area Col2 (4.705 - 11.396) = 75516313 Col2 Total PCB = 0.5 ppm*

* Quantitated against AR1660 0.25ppm in Ical

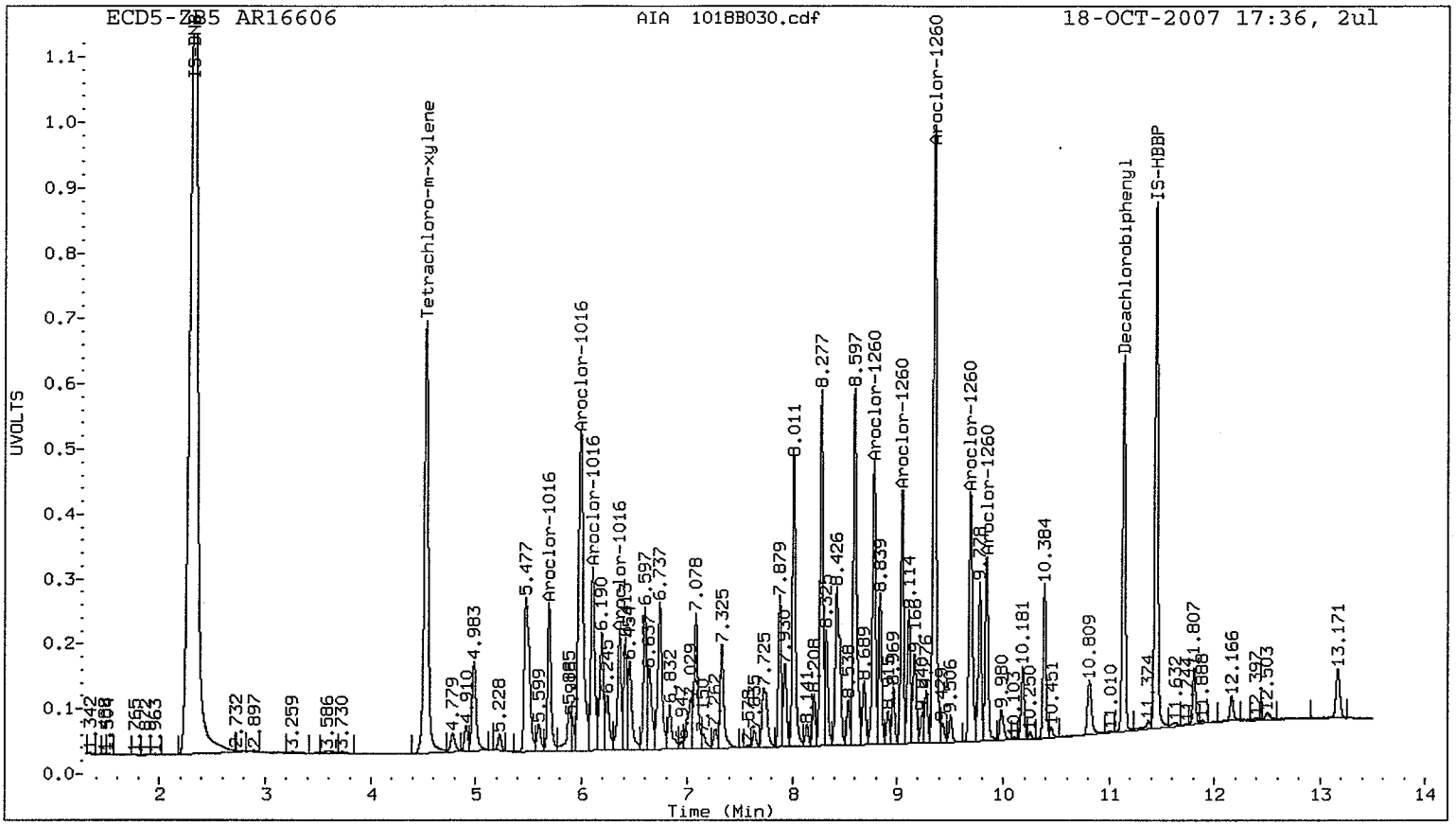
ECD5-ZB5 AR16606
AIA 1018B030.cdf
18-OCT-2007 17:36, 2ul
UVOLTS
Time (Min)
IS-BNB
Tetrachloro-m-xylene
Aroclor-1016
Aroclor-1260
Decachlorobiphenyl
IS-HBBP

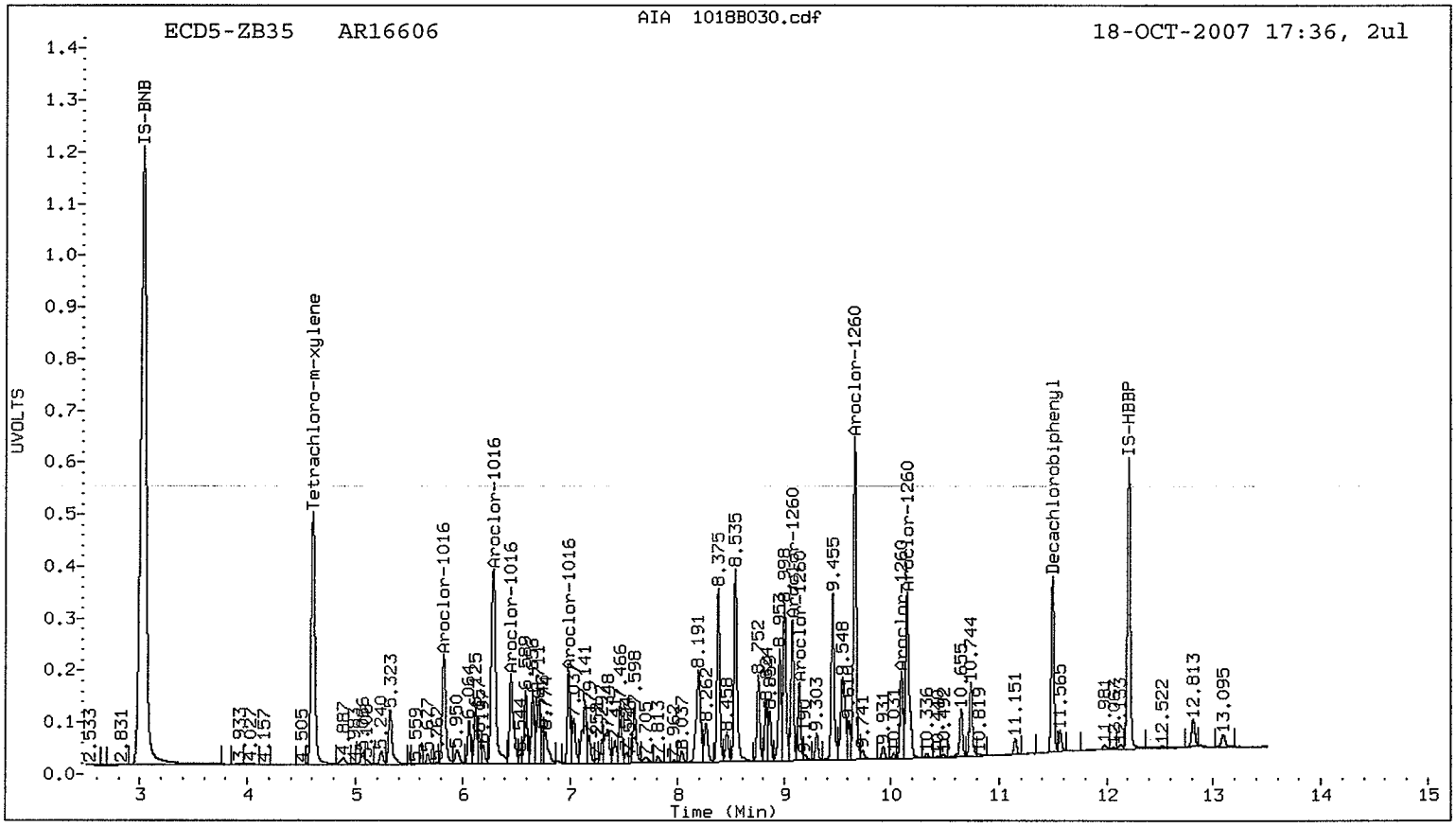
ECD5-ZB35 AR16606
AIA 1018B030.cdf
18-OCT-2007 17:36, 2ul
UVOLTS
Time (Min)
IS-BNB
Tetrachloro-m-xylene
Aroclor-1016
Aroclor-1260
Decachlorobiphenyl
IS-HBBP

PCB Analysis
Raw QC Data

prepared
for

ANCHOR ENVIRONMENTAL

Project : KIMBERLY CLARK ANACORTES

ARI JOB NO. LR71

prepared
by

Analytical Resources, Inc.

ANALYTICAL RESOURCES INCORPORATED

ORGANICS ANALYSIS DATA SHEET
PSDDA PCB by GC/ECD
Page 1 of 1

Sample ID: MB-101107
METHOD BLANK

Lab Sample ID: MB-101107
LIMS ID: 07-20768
Matrix: Sediment
Data Release Authorized:
Reported: 10/19/07

QC Report No: LR71-Anchor Environmental, LLC
Project: Kimberly Clark Anacortes

Date Sampled: NA
Date Received: NA

Date Extracted: 10/11/07
Date Analyzed: 10/17/07 09:13
Instrument/Analyst: ECD5/PK
GPC Cleanup: No
Sulfur Cleanup: Yes
Acid Cleanup: Yes
Florisil Cleanup: No

Sample Amount: 25.0 g
Final Extract Volume: 1.0 mL
Dilution Factor: 1.00
Silica Gel: No

Percent Moisture: NA

CAS Number	Analyte	RL	Result
12674-11-2	Aroclor 1016	4.0	< 4.0 U
53469-21-9	Aroclor 1242	4.0	< 4.0 U
12672-29-6	Aroclor 1248	4.0	< 4.0 U
11097-69-1	Aroclor 1254	4.0	< 4.0 U
11096-82-5	Aroclor 1260	4.0	< 4.0 U
11104-28-2	Aroclor 1221	4.0	< 4.0 U
11141-16-5	Aroclor 1232	4.0	< 4.0 U

Reported in µg/kg (ppb)

PCB Surrogate Recovery

Decachlorobiphenyl	95.8%
Tetrachlorometaxylene	81.5%

Analytical Resources Inc.
Dual Column PCB Quantitation Report

Data file 1: 20071016.b/1017-1.b/1017B003.d
Data file 2: 20071016.b/1017-2.b/1017B003.d
Method: /chem2/ecd5.i/20071016.b/PCB1.m
Compound Sublist: PCB
Instrument, Inj. Vol.: ecd5.i, 2ul
Quant Method: Internal Std

ARI ID: LR71MBS1
Client ID: LR71MBS1
Injection Date: 17-OCT-2007 09:13
Report Date: 10/17/2007 13:48
Matrix: SOIL
Dilution Factor: 1.000

ZB5 Col			ZB35 Col			ZB5	ZB35		
RT	Shift	Response	RT	Shift	Response	on col	on col	RPD	Compound/Flag
4.526	0.003	12564873	4.608	0.003	7993361	32.6	29.6	9.5	Tetrachloro-m-xylene
11.138	0.003	11464716	11.499	0.003	6218471	36.0	38.3	6.4	Decachlorobiphenyl

* Indicates RPD > 40%
M Indicates Column 1 peak was manually integrated
N Indicates Column 2 peak was manually integrated

SURROGATE PERCENT RECOVERY

SURROGATE	Col1	Col2
Tetrachloro-m-xylene	81.4	74.1
Decachlorobiphenyl	89.9	95.8

INTERNAL STANDARD SUMMARY

Column 1

Standard Cpnd	Standard Area*	Sample Area	%D
Bromo-Nitrobenzene	31569414	29444181	-6.7
Hexabromobiphenyl	9983366	10041602	0.6

Column 2

Standard Cpnd	Standard Area*	Sample Area	%D
Bromo-Nitrobenzene	20324893	20520625	1.0
Hexabromobiphenyl	6610345	6754471	2.2

* Standard Areas taken from Initial Cal Level 3
Initial Calibration Date: 16-OCT-2007
<- Indicates standard response outside Limits (-50 to +100%)

Aroclor	Peak#	ZB5 Col RT	Shift	Area	Amount	Peak#	ZB35 Col RT	Shift	Area	Amount
Aroclor-1016	1	5.698	0.003	73629	7.9	1	5.785	-0.040	66942	6.6
Aroclor-1016	2	6.035	0.044	62564	2.2	2	6.336	0.043	126195	5.9
Aroclor-1016	3	6.146	0.043	179979	14.6	3	6.447	-0.007	61493	7.2
Aroclor-1016	4	6.350	-0.007	114936	15.2	4	6.988	-0.002	14689	2.2
Total Col1Ave (4 peaks):					10.0	Total Col2Ave (4 peaks):				5.5 RPD = 59*
Corrected Ave (4 peaks):					10.0	Corrected Ave (4 peaks):				5.5 RPD = 59*
Aroclor-1221	1	---			0.0	1	5.111	0.045	96217	28.8
Aroclor-1221	2	---			0.0	2	5.296	0.056	128628	66.8
Aroclor-1221	3	---			0.0	3	---			0.0
Aroclor-1221	NS	---			----	4	5.785	-0.052	66942	28.2
Col1Ave: <3 Quant Peaks						Col2Ave: 41.3				
Aroclor-1232	1	4.918	-0.066	464779	60.6	1	5.296	-0.027	128628	25.8
Aroclor-1232	2	5.698	0.003	73629	17.6	2	5.785	-0.041	66942	13.4
Aroclor-1232	3	6.035	0.044	62564	5.0	3	6.336	0.043	126195	13.3
Aroclor-1232	4	6.146	0.042	179979	31.9	4	6.598	0.008	52844	22.3
Total Col1Ave (4 peaks):					28.8	Total Col2Ave (4 peaks):				18.7 RPD = 42*
Corrected Ave (3 peaks):					18.2	Corrected Ave (4 peaks):				18.7 RPD = 3
Aroclor-1242	1	5.698	0.003	73629	9.8	1	5.296	-0.027	128628	31.1
Aroclor-1242	2	6.035	0.043	62564	2.8	2	5.785	-0.039	66942	8.3
Aroclor-1242	3	6.146	0.042	179979	18.1	3	6.336	0.043	126195	7.5
Aroclor-1242	4	6.760	0.025	92955	9.8	4	6.447	-0.007	61493	9.1
Aroclor-1242	NS	---			----	5	7.353	0.004	19028	2.9
Total Col1Ave (4 peaks):					10.1	Total Col2Ave (5 peaks):				11.8 RPD = 15
Corrected Ave (3 peaks):					7.5	Corrected Ave (4 peaks):				7.0 RPD = 7
Aroclor-1248	1	6.035	0.043	62564	3.8	1	6.336	0.045	126195	10.0
Aroclor-1248	2	6.146	0.041	179979	28.8	2	6.598	-0.058	52844	7.5
Aroclor-1248	3	6.350	-0.008	114936	11.8	3	6.988	-0.002	14689	1.8
Aroclor-1248	4	6.760	0.024	92955	6.5	4	7.353	0.004	19028	1.7
Aroclor-1248	5	7.125	0.051	140345	7.4	NS	---			----
Total Col1Ave (5 peaks):					11.7	Total Col2Ave (4 peaks):				5.2 RPD = 76*
Corrected Ave (4 peaks):					7.4	Corrected Ave (3 peaks):				3.7 RPD = 67*
Aroclor-1254	1	7.322	-0.001	379136	18.1	1	7.608	0.011	13114	1.1
Aroclor-1254	2	7.636	0.004	64181	5.0	2	8.086	0.050	22332	2.5
Aroclor-1254	3	7.696	-0.048	50795	2.0	3	8.142	-0.020	41626	2.2
Aroclor-1254	4	8.002	-0.030	115942	4.2	4	8.368	0.004	54125	2.8
Aroclor-1254	5	8.335	-0.001	112035	6.9	5	8.812	-0.005	14266	1.3
Total Col1Ave (5 peaks):					7.2	Total Col2Ave (5 peaks):				2.0 RPD = 114*
Corrected Ave (4 peaks):					4.5	Corrected Ave (5 peaks):				2.0 RPD = 78*
Aroclor-1260	1	8.781	0.001	83499	4.6	1	9.022	-0.050	436543	42.0
Aroclor-1260	2	8.999	-0.050	53435	3.5	2	9.150	0.010	11741	2.0
Aroclor-1260	3	9.406	0.057	888609	22.1	3	---			0.0
Aroclor-1260	4	9.650	-0.040	22796	1.2	4	10.077	-0.026	393697	58.7
Aroclor-1260	5	9.906	0.066	28012	2.4	5	---			0.0
Total Col1Ave (5 peaks):					6.8	Total Col2Ave (3 peaks):				34.2 RPD = 134*
Corrected Ave (4 peaks):					3.0	Corrected Ave: < 3 Peaks				
Aroclor-1262	1	9.099	0.049	46310	2.3	1	9.022	-0.052	436543	25.7
Aroclor-1262	2	9.406	0.055	888609	17.2	2	---			0.0
Aroclor-1262	3	9.650	-0.040	22796	1.4	3	10.077	-0.025	393697	29.7
Aroclor-1262	4	9.906	0.065	28012	1.2	4	---			0.0
Aroclor-1262	5	10.394	0.008	205296	12.0	5	10.824	0.079	68816	6.9
Total Col1Ave (5 peaks):					6.8	Total Col2Ave (3 peaks):				20.8 RPD = 101*
Corrected Ave (3 peaks):					1.6	Corrected Ave (3 peaks):				20.8 RPD = 171*
Aroclor-1268	1	9.771	-0.007	11567	0.2	1	10.077	-0.024	393697	12.6
Aroclor-1268	2	---			0.0	2	---			0.0
Aroclor-1268	3	10.106	-0.055	89215	1.9	3	10.444	-0.049	19735	0.8
Aroclor-1268	4	10.818	0.019	859811	7.0	4	11.167	0.016	11162	0.2

Total Col1Ave (3 peaks): 3.1 Total Col2Ave (3 peaks): 4.5 RPD = 39
Corrected Ave: < 3 Peaks Corrected Ave: < 3 Peaks

Total PCB Area Col1 (4.623 - 11.035) = 8855491 Col1 Total PCB = 0.0 ppm*

Total PCB Area Col2 (4.705 - 11.396) = 5333417 Col2 Total PCB = 0.0 ppm*

* Quantitated against AR1660 0.25ppm in Ical

PCB-Form 10 Mod.

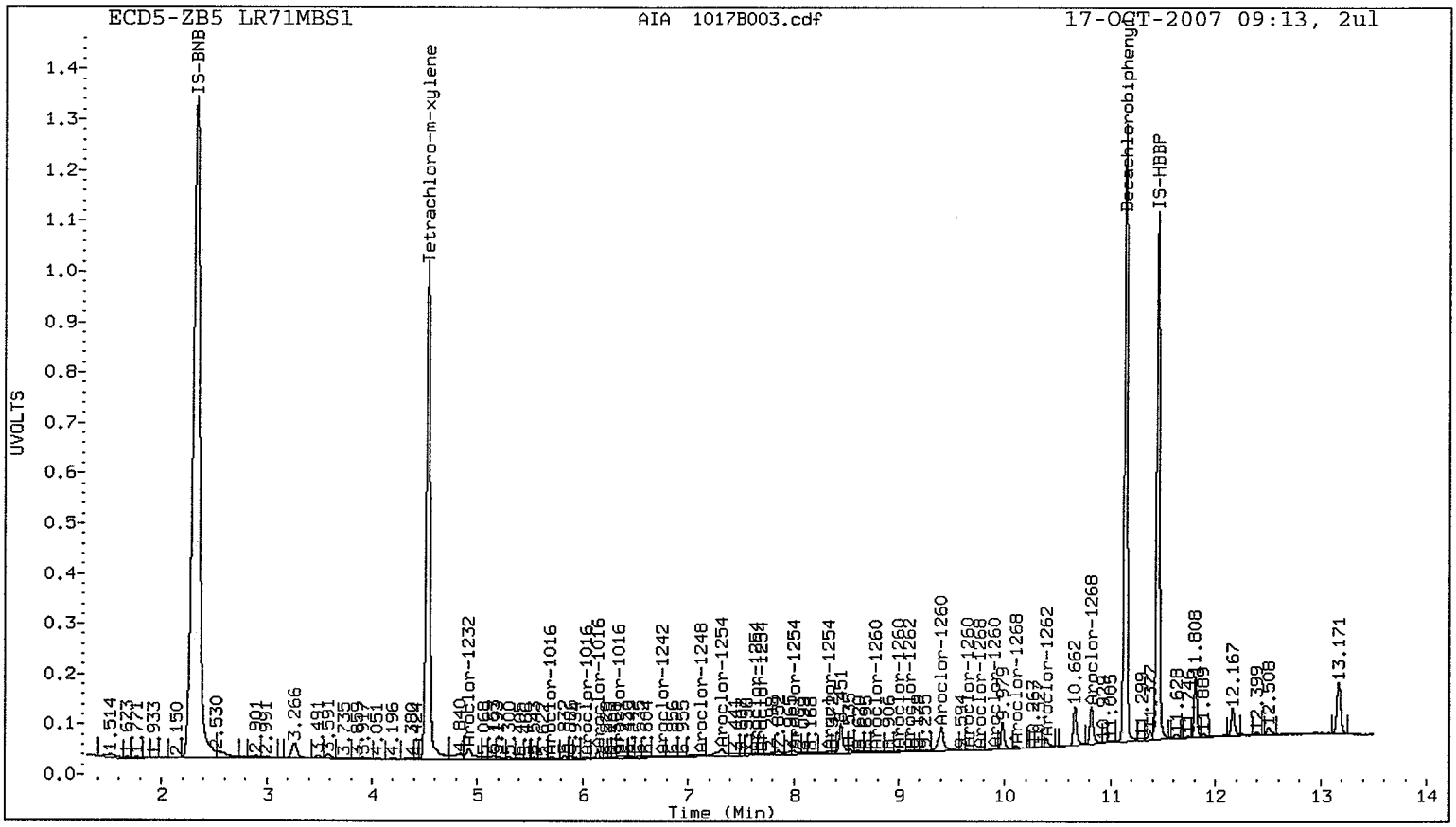
ECD5-ZB5 LR71MBS1
AIA 1017B003.cdf
17-OCT-2007 09:13, 2ul
IS-BNB
Tetrachloro-m-xylene
Decachlorobiphenyl
IS-HBBP
UVOLTS
Time (Min)

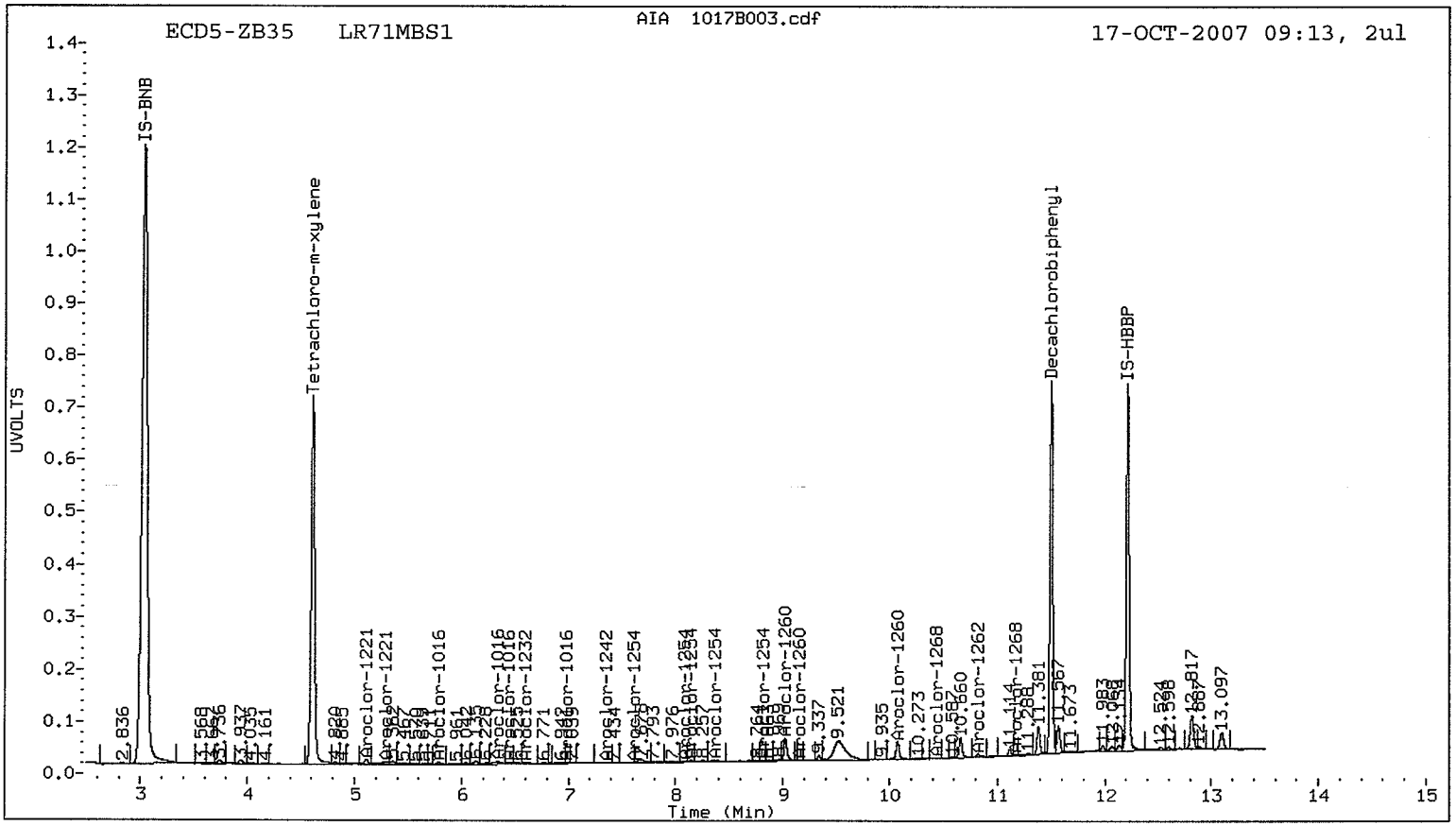
ECD5-ZB35 LR71MBS1
AIA 1017B003.cdf
17-OCT-2007 09:13, 2ul
IS-BNB
Tetrachloro-m-xylene
Decachlorobiphenyl
IS-HBBP
UVOLTS
Time (Min)

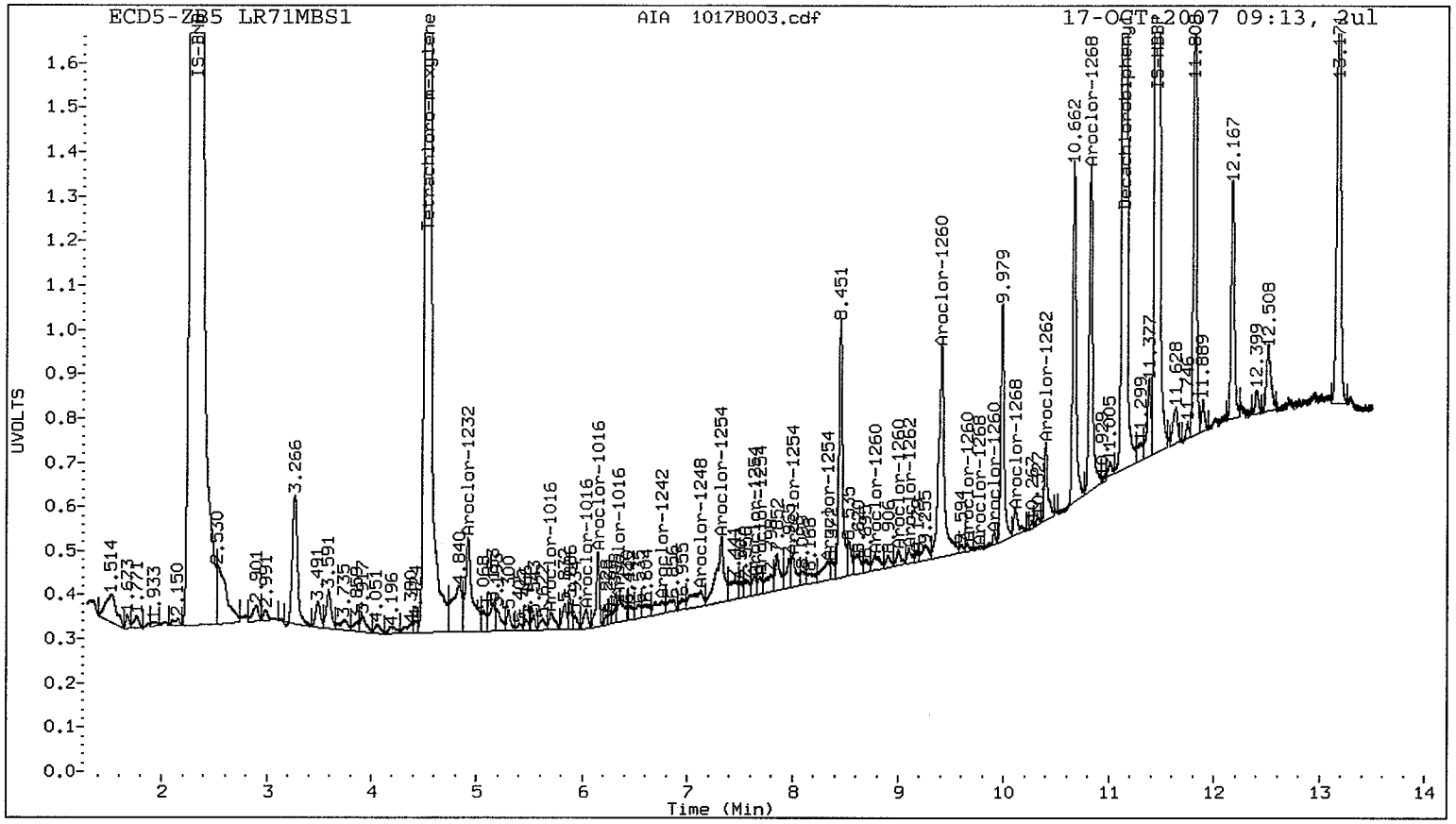
ECD5-ZB35 LR71MBS1
AIA 1017B003.cdf
17-OCT-2007 09:13, 2ul
UVOLTS
Time (Min)
IS-DNB
Tetrachloro-m-xylene
Aroclor-1232
Aroclor-1016
Aroclor-1254
Aroclor-1248
Aroclor-1242
Aroclor-1260
Aroclor-1262
Aroclor-1268
Decachlorobiphenyl
IS-HBBP

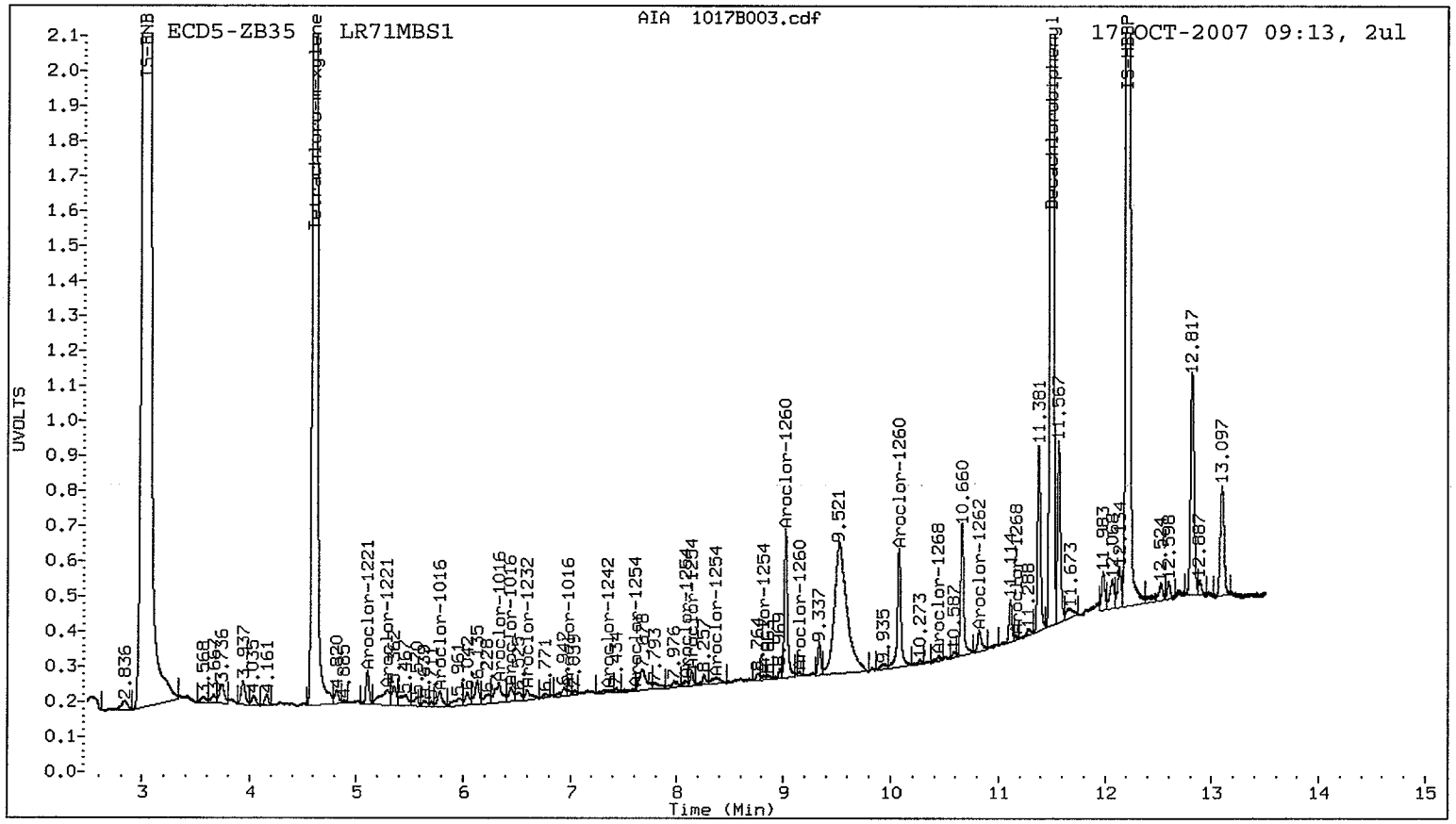
ECD5-ZB35 LR71MBS1
AIA 1017B003.cdf
17-OCT-2007 09:13, 2ul
UVOLTS
Time (Min)
IS-DNB
Tetrachloro-m-xylene
Aroclor-1221
Aroclor-1016
Aroclor-1232
Aroclor-1242
Aroclor-1254
Aroclor-1260
Aroclor-1262
Aroclor-1268
Decachlorobiphenyl
IS-HBBP

Analytical Resources Inc.
Dual Column PCB Quantitation Report

Data file 1: 20071016.b/1017-1.b/1017B004.d
Data file 2: 20071016.b/1017-2.b/1017B004.d
Method: /chem2/ecd5.i/20071016.b/PCB1.m
Compound Sublist: PCB
Instrument, Inj. Vol.: ecd5.i, 2ul
Quant Method: Internal Std

ARI ID: LR71LCSS1
Client ID: LR71LCSS1
Injection Date: 17-OCT-2007 09:30
Report Date: 10/17/2007 13:48
Matrix: SOIL
Dilution Factor: 1.000

ZB5 Col RT	ZB5 Col Shift	ZB5 Col Response	ZB35 Col RT	ZB35 Col Shift	ZB35 Col Response	ZB5 on col	ZB35 on col	RPD	Compound/Flag
4.524	0.001	13122610	4.607	0.001	8537480	33.0	31.4	5.0	Tetrachloro-m-xylene
11.136	0.000	11475205	11.497	0.001	6221052	35.6	38.4	7.4	Decachlorobiphenyl

* Indicates RPD > 40%
M Indicates Column 1 peak was manually integrated
N Indicates Column 2 peak was manually integrated

SURROGATE PERCENT RECOVERY

SURROGATE	Col1	Col2
Tetrachloro-m-xylene	82.5	78.5
Decachlorobiphenyl	89.1	95.9

INTERNAL STANDARD SUMMARY

Column 1

Standard Cpnd	Standard Area*	Sample Area	%D
Bromo-Nitrobenzene	31569414	30348589	-3.9
Hexabromobiphenyl	9983366	10141332	1.6

Column 2

Standard Cpnd	Standard Area*	Sample Area	%D
Bromo-Nitrobenzene	20324893	20690521	1.8
Hexabromobiphenyl	6610345	6753305	2.2

* Standard Areas taken from Initial Cal Level 3
Initial Calibration Date: 16-OCT-2007
<- Indicates standard response outside Limits (-50 to +100%)

	ZB5 Col				ZB35 Col				
Aroclor	Peak#	RT	Shift	Area	Amount	Peak#	RT	Shift	Area	Amount
Aroclor-1016	1	5.697	0.001	3410024	356.0	1	5.826	0.001	3420922	334.4
Aroclor-1016	2	5.992	0.002	10358828	357.8	2	6.293	0.000	7299589	337.6
Aroclor-1016	3	6.105	0.002	4457884	350.9	3	6.454	0.001	2858411	331.1
Aroclor-1016	4	6.358	0.002	2756358	353.9	4	6.992	0.002	2287594	337.3
Total Col1Ave (4 peaks):					354.6	Total Col2Ave (4 peaks):				335.1 RPD = 6
Corrected Ave (4 peaks):					354.6	Corrected Ave (4 peaks):				335.1 RPD = 6
Aroclor-1221	1	4.781	-0.002	758104	181.2	1	5.067	0.001	317402	94.3
Aroclor-1221	2	4.911	0.002	763325	273.9	2	5.242	0.002	409492	211.1
Aroclor-1221	3	4.984	-0.002	2587778	274.9	3	5.324	0.001	1766612	298.6
Aroclor-1221	NS	---			----	4	5.826	-0.011	3420922	1430.3
Total Col1Ave (3 peaks):					243.3	Total Col2Ave (4 peaks):				508.6 RPD = 71*
Corrected Ave (3 peaks):					243.3	Corrected Ave (3 peaks):				201.3 RPD = 19
Aroclor-1232	1	4.984	0.000	2587778	327.5	1	5.324	0.001	1766612	351.8
Aroclor-1232	2	5.697	0.001	3410024	792.1	2	5.826	0.000	3420922	678.7
Aroclor-1232	3	5.992	0.002	10358828	807.7	3	6.293	-0.001	7299589	765.7
Aroclor-1232	4	6.105	0.001	4457884	765.5	4	6.590	0.001	1756016	735.6
Total Col1Ave (4 peaks):					673.2	Total Col2Ave (4 peaks):				633.0 RPD = 6
Corrected Ave (4 peaks):					673.2	Corrected Ave (4 peaks):				633.0 RPD = 6
Aroclor-1242	1	5.697	0.001	3410024	441.6	1	5.324	0.001	1766612	423.9
Aroclor-1242	2	5.992	0.001	10358828	447.1	2	5.826	0.002	3420922	419.4
Aroclor-1242	3	6.105	0.001	4457884	434.7	3	6.293	0.000	7299589	429.4
Aroclor-1242	4	6.735	0.000	4207207	428.6	4	6.454	0.001	2858411	420.6
Aroclor-1242	NS	---			----	5	7.349	0.000	1398352	214.8
Total Col1Ave (4 peaks):					438.0	Total Col2Ave (5 peaks):				381.6 RPD = 14
Corrected Ave (4 peaks):					438.0	Corrected Ave (5 peaks):				381.6 RPD = 14
Aroclor-1248	1	5.992	0.001	10358828	612.4	1	6.293	0.002	7299589	572.3
Aroclor-1248	2	6.105	0.000	4457884	692.5	2	6.656	0.000	1782730	252.2
Aroclor-1248	3	6.358	0.001	2756358	274.6	3	6.992	0.002	2287594	275.7
Aroclor-1248	4	6.735	-0.001	4207207	284.5	4	7.349	0.000	1398352	121.7
Aroclor-1248	5	7.077	0.003	3353736	171.4	NS	---			----
Total Col1Ave (5 peaks):					407.1	Total Col2Ave (4 peaks):				305.5 RPD = 29
Corrected Ave (4 peaks):					335.7	Corrected Ave (3 peaks):				216.5 RPD = 43*
Aroclor-1254	1	7.323	0.000	3851743	178.2	1	7.599	0.001	1582130	134.2
Aroclor-1254	2	7.632	0.001	558851	42.0	2	8.036	0.000	340684	37.9
Aroclor-1254	3	7.725	-0.020	2578662	97.5	3	8.191	0.029	3479315	179.8
Aroclor-1254	4	8.010	-0.022	7154627	251.3	4	8.377	0.013	3654679	187.1
Aroclor-1254	5	8.324	-0.012	2789141	166.8	5	8.825	0.008	1458302	132.7
Total Col1Ave (5 peaks):					147.2	Total Col2Ave (5 peaks):				134.3 RPD = 9
Corrected Ave (4 peaks):					121.1	Corrected Ave (5 peaks):				134.3 RPD = 10
Aroclor-1260	1	8.780	0.001	6993691	384.9	1	9.073	0.001	3929135	378.0
Aroclor-1260	2	9.048	0.000	5995841	389.7	2	9.141	0.001	2223849	377.9
Aroclor-1260	3	9.349	0.001	17022098	420.1	3	9.664	0.001	9451058	381.0
Aroclor-1260	4	9.689	-0.001	5009014	267.1	4	10.103	-0.001	2959504	441.4
Aroclor-1260	5	9.841	0.001	3483411	299.9	5	10.154	0.000	6096290	394.4
Total Col1Ave (5 peaks):					352.3	Total Col2Ave (5 peaks):				394.5 RPD = 11
Corrected Ave (5 peaks):					352.3	Corrected Ave (5 peaks):				394.5 RPD = 11
Aroclor-1262	1	9.048	-0.001	5995841	289.8	1	9.073	-0.001	3929135	231.7
Aroclor-1262	2	9.349	-0.001	17022098	326.5	2	9.664	-0.002	9451058	301.0
Aroclor-1262	3	9.689	-0.001	5009014	314.4	3	10.103	0.000	2959504	223.6
Aroclor-1262	4	9.841	-0.001	3483411	152.3	4	10.154	-0.003	6096290	298.8
Aroclor-1262	5	10.383	-0.003	4194739	241.9	5	10.745	-0.001	2340726	233.7
Total Col1Ave (5 peaks):					265.0	Total Col2Ave (5 peaks):				257.7 RPD = 3
Corrected Ave (5 peaks):					265.0	Corrected Ave (5 peaks):				257.7 RPD = 3
Aroclor-1268	1	9.778	0.000	2830683	49.1	1	10.103	0.002	2959504	94.4
Aroclor-1268	2	9.841	0.003	3483411	63.6	2	10.154	-0.004	6096290	204.8
Aroclor-1268	3	10.180	0.019	1928832	41.6	3	10.494	0.001	108205	4.6

Aroclor-1268	4	10.805	0.005	1758683	14.2	4	11.151	0.000	590335	8.6

Total Col1Ave (4 peaks): 42.2 Total Col2Ave (4 peaks): 78.1 RPD = 60*

Corrected Ave (4 peaks): 42.2 Corrected Ave (3 peaks): 35.9 RPD = 16

Total PCB Area Col1 (4.623 - 11.035) = 178274060 Col1 Total PCB = 0.8 ppm*

Total PCB Area Col2 (4.705 - 11.396) = 108534202 Col2 Total PCB = 0.7 ppm*

* Quantitated against AR1660 0.25ppm in Ical

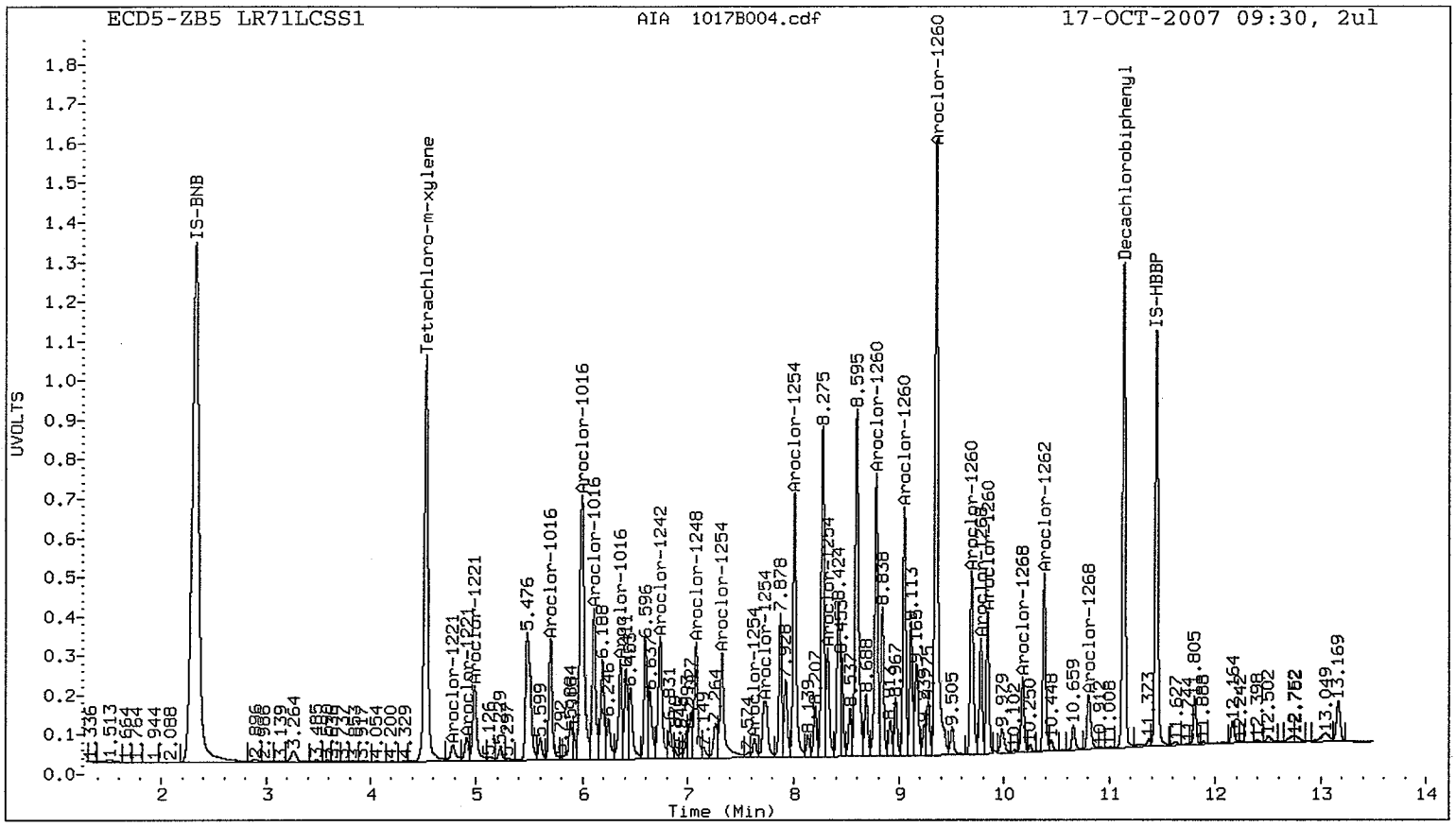
ECD5-ZB5 LR71LCSS1
AIA 1017B004.cdf
17-OCT-2007 09:30, 2ul
UVOLTS
Time (Min)
IS-BNB
Tetrachloro-m-xylene
Aroclor-1221
Aroclor-1016
Aroclor-1242
Aroclor-1248
Aroclor-1254
Aroclor-1260
Aroclor-1262
Aroclor-1268
Decachlorobiphenyl
IS-HBBP

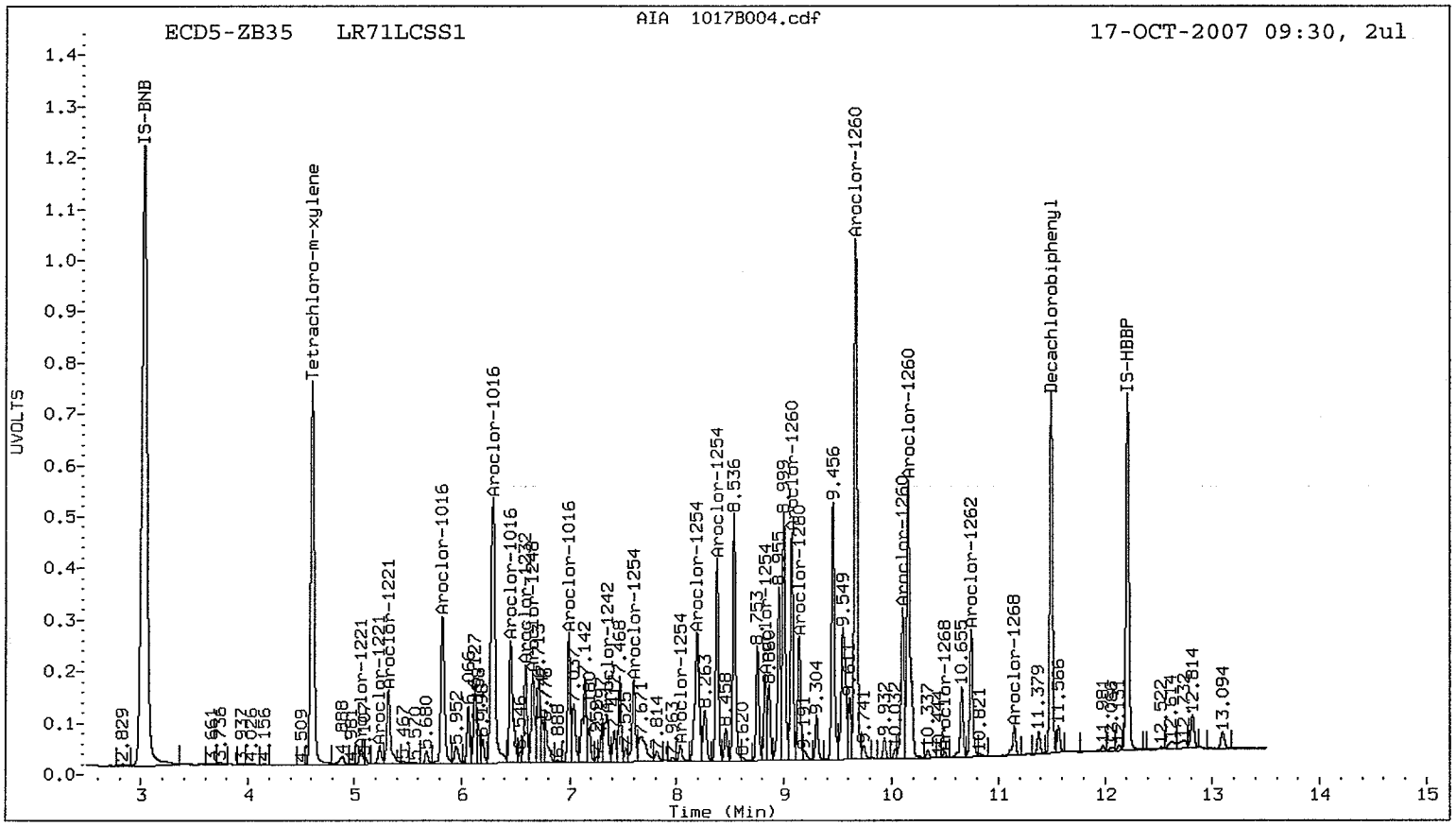
ECD5-ZB35 LR71LCSS1
AIA 1017B004.cdf
17-OCT-2007 09:30, 2ul
UVOLTS
Time (Min)
IS-BNB
Tetrachloro-m-xylene
Aroclor-1221
Aroclor-1016
Aroclor-1242
Aroclor-1248
Aroclor-1254
Aroclor-1260
Aroclor-1262
Aroclor-1268
Decachlorobiphenyl
IS-HBBP

ANALYTICAL RESOURCES INCORPORATED

ORGANICS ANALYSIS DATA SHEET
PSDDA PCB by GC/ECD
Page 1 of 1

Sample ID: AN-SS-03-070928
MATRIX SPIKE

Lab Sample ID: LR71C
LIMS ID: 07-20768
Matrix: Sediment
Data Release Authorized:
Reported: 10/19/07

QC Report No: LR71-Anchor Environmental, LLC
Project: Kimberly Clark Anacortes

Date Sampled: 09/28/07
Date Received: 09/29/07

Date Extracted: 10/11/07
Date Analyzed: 10/17/07 12:56
Instrument/Analyst: ECD5/PK
GPC Cleanup: No
Sulfur Cleanup: Yes
Acid Cleanup: Yes
Florisil Cleanup: No

Sample Amount: 25.4 g-dry-wt
Final Extract Volume: 1.0 mL
Dilution Factor: 1.00
Silica Gel: No

Percent Moisture: 33.2%

CAS Number	Analyte	RL	Result
12674-11-2	Aroclor 1016	3.9	---
53469-21-9	Aroclor 1242	3.9	< 3.9 U
12672-29-6	Aroclor 1248	3.9	< 3.9 U
11097-69-1	Aroclor 1254	3.9	< 3.9 U
11096-82-5	Aroclor 1260	3.9	---
11104-28-2	Aroclor 1221	3.9	< 3.9 U
11141-16-5	Aroclor 1232	3.9	< 3.9 U

Reported in µg/kg (ppb)

PCB Surrogate Recovery

Decachlorobiphenyl	99.0%
Tetrachlorometaxylene	80.0%

Analytical Resources Inc.
Dual Column PCB Quantitation Report

Data file 1: 20071016.b/1017-1.b/1017B016.d
Data file 2: 20071016.b/1017-2.b/1017B016.d
Method: /chem2/ecd5.i/20071016.b/PCB1.m
Compound Sublist: PCB
Instrument, Inj. Vol.: ecd5.i, 2ul
Quant Method: Internal Std

ARI ID: LR71CMS
Client ID: AN-SS-03-070928 MS
Injection Date: 17-OCT-2007 12:56
Report Date: 10/17/2007 13:48
Matrix: SOIL
Dilution Factor: 1.000

ZB5 Col			ZB35 Col			ZB5	ZB35		
RT	Shift	Response	RT	Shift	Response	on col	on col	RPD	Compound/Flag
4.524	0.002	10793401	4.607	0.002	7552297	32.0	32.0	0.0	Tetrachloro-m-xylene MN
11.134	-0.002	9986998	11.497	0.001	5972687	36.1	39.6	9.2	Decachlorobiphenyl MN

* Indicates RPD > 40%
M Indicates Column 1 peak was manually integrated
N Indicates Column 2 peak was manually integrated

SURROGATE PERCENT RECOVERY

SURROGATE	Col1	Col2
Tetrachloro-m-xylene	80.0	80.0
Decachlorobiphenyl	90.3	99.1

INTERNAL STANDARD SUMMARY

Column 1

Standard Cpnd	Standard Area*	Sample Area	%D
Bromo-Nitrobenzene	31569414	25745709	-18.4
Hexabromobiphenyl	9983366	8704641	-12.8

Column 2

Standard Cpnd	Standard Area*	Sample Area	%D
Bromo-Nitrobenzene	20324893	17951609	-11.7
Hexabromobiphenyl	6610345	6275679	-5.1

* Standard Areas taken from Initial Cal Level 3
Initial Calibration Date: 16-OCT-2007
<- Indicates standard response outside Limits (-50 to +100%)

Aroclor	Peak#	RT	Shift	ZB5 Col Area	Amount	Peak#	RT	Shift	ZB35 Col Area	Amount
Aroclor-1016	1	5.693	-0.002	3678533	452.7	1	5.823	-0.002	2766913	311.8
Aroclor-1016	2	5.986	-0.005	8466337	344.7	2	6.293	0.001	5813459	309.9
Aroclor-1016	3	6.100	-0.003	3149455	292.2	3	6.452	-0.001	2149981	287.1
Aroclor-1016	4	6.354	-0.003	2673599	404.6	4	6.990	0.000	2137397	363.3
Total Col1Ave (4 peaks):					373.6	Total Col2Ave (4 peaks):				318.0 RPD = 16
Corrected Ave (4 peaks):					373.6	Corrected Ave (4 peaks):				318.0 RPD = 16
Aroclor-1221	1	4.777	-0.006	456566	128.7	1	5.065	-0.001	341962	117.1
Aroclor-1221	2	4.906	-0.003	504792	213.5	2	5.235	-0.005	338271	200.9
Aroclor-1221	3	4.983	-0.003	2137998	267.8	3	5.321	-0.002	1808511	352.4
Aroclor-1221	NS	---			----	4	5.823	-0.014	2766913	1333.4
Total Col1Ave (3 peaks):					203.3	Total Col2Ave (4 peaks):				500.9 RPD = 85*
Corrected Ave (3 peaks):					203.3	Corrected Ave (3 peaks):				223.5 RPD = 9
Aroclor-1232	1	4.983	-0.001	2137998	319.0	1	5.321	-0.002	1808511	415.1
Aroclor-1232	2	5.693	-0.002	3678533	1007.2	2	5.823	-0.003	2766913	632.7
Aroclor-1232	3	5.986	-0.005	8466337	778.2	3	6.293	0.000	5813459	702.8
Aroclor-1232	4	6.100	-0.005	3149455	637.5	4	6.588	-0.002	1562149	754.2
Total Col1Ave (4 peaks):					685.5	Total Col2Ave (4 peaks):				626.2 RPD = 9
Corrected Ave (4 peaks):					685.5	Corrected Ave (4 peaks):				626.2 RPD = 9
Aroclor-1242	1	5.693	-0.003	3678533	561.6	1	5.321	-0.002	1808511	500.1
Aroclor-1242	2	5.986	-0.006	8466337	430.7	2	5.823	-0.001	2766913	391.0
Aroclor-1242	3	6.100	-0.004	3149455	362.0	3	6.293	0.000	5813459	394.1
Aroclor-1242	4	6.731	-0.004	2794221	335.6	4	6.452	-0.001	2149981	364.6
Aroclor-1242	NS	---			----	5	7.346	-0.004	1024798	181.4
Total Col1Ave (4 peaks):					422.5	Total Col2Ave (5 peaks):				366.3 RPD = 14
Corrected Ave (4 peaks):					422.5	Corrected Ave (5 peaks):				366.3 RPD = 14
Aroclor-1248	1	5.986	-0.006	8466337	590.0	1	6.293	0.002	5813459	525.3
Aroclor-1248	2	6.100	-0.006	3149455	576.7	2	6.655	-0.001	1329981	216.9
Aroclor-1248	3	6.354	-0.004	2673599	314.0	3	6.990	0.001	2137397	296.9
Aroclor-1248	4	6.731	-0.005	2794221	222.8	4	7.346	-0.004	1024798	102.8
Aroclor-1248	5	7.075	0.002	4089033	246.3	NS	---			----
Total Col1Ave (5 peaks):					389.9	Total Col2Ave (4 peaks):				285.5 RPD = 31
Corrected Ave (5 peaks):					389.9	Corrected Ave (3 peaks):				205.5 RPD = 62*
Aroclor-1254	1	7.319	-0.003	2191082	119.5	1	7.596	-0.001	1291059	126.2
Aroclor-1254	2	7.629	-0.003	733835	65.0	2	8.035	0.000	428549	55.0
Aroclor-1254	3	7.736	-0.009	2227208	99.3	3	8.189	0.027	3080481	183.5
Aroclor-1254	4	8.008	-0.024	6430265	266.3	4	8.375	0.011	4528459	267.2
Aroclor-1254	5	8.323	-0.013	2593474	182.8	5	8.822	0.005	1784882	187.2
Total Col1Ave (5 peaks):					146.6	Total Col2Ave (5 peaks):				163.8 RPD = 11
Corrected Ave (4 peaks):					116.6	Corrected Ave (5 peaks):				163.8 RPD = 34
Aroclor-1260	1	8.777	-0.002	5327141	341.5	1	9.072	0.000	3211622	332.5
Aroclor-1260	2	9.045	-0.003	4525179	342.6	2	9.140	0.000	2005444	366.7
Aroclor-1260	3	9.348	-0.001	13957831	401.3	3	9.663	-0.001	8433278	365.8
Aroclor-1260	4	9.687	-0.003	5660683	351.7	4	10.104	0.000	2752241	441.8
Aroclor-1260	5	9.839	-0.001	3888066	390.0	5	10.153	-0.001	5464730	380.5
Total Col1Ave (5 peaks):					365.4	Total Col2Ave (5 peaks):				377.4 RPD = 3
Corrected Ave (5 peaks):					365.4	Corrected Ave (5 peaks):				377.4 RPD = 3
Aroclor-1262	1	9.045	-0.004	4525179	254.8	1	9.072	-0.002	3211622	203.8
Aroclor-1262	2	9.348	-0.003	13957831	311.9	2	9.663	-0.003	8433278	289.0
Aroclor-1262	3	9.687	-0.004	5660683	414.0	3	10.104	0.001	2752241	223.8
Aroclor-1262	4	9.839	-0.003	3888066	198.1	4	10.153	-0.004	5464730	288.2
Aroclor-1262	5	10.380	-0.005	3983430	267.7	5	10.745	-0.001	2438080	261.9
Total Col1Ave (5 peaks):					289.3	Total Col2Ave (5 peaks):				253.3 RPD = 13
Corrected Ave (5 peaks):					289.3	Corrected Ave (5 peaks):				253.3 RPD = 13
Aroclor-1268	1	9.776	-0.002	3453186	69.9	1	10.104	0.003	2752241	94.5
Aroclor-1268	2	9.839	0.000	3888066	82.7	2	10.153	-0.006	5464730	197.6
Aroclor-1268	3	10.180	0.018	1868807	47.0	3	10.501	0.008	362480	16.6

Aroclor-1268	4	10.806	0.006	2507440	23.6	4	11.153	0.002	507664	8.0

Total Col1Ave (4 peaks): 55.8 Total Col2Ave (4 peaks): 79.2 RPD = 35

Corrected Ave (4 peaks): 55.8 Corrected Ave (3 peaks): 39.7 RPD = 34

Total PCB Area Col1 (4.623 - 11.035) = 176699534 Col1 Total PCB = 0.9 ppm*

Total PCB Area Col2 (4.705 - 11.396) = 114244136 Col2 Total PCB = 0.9 ppm*

* Quantitated against AR1660 0.25ppm in Ical

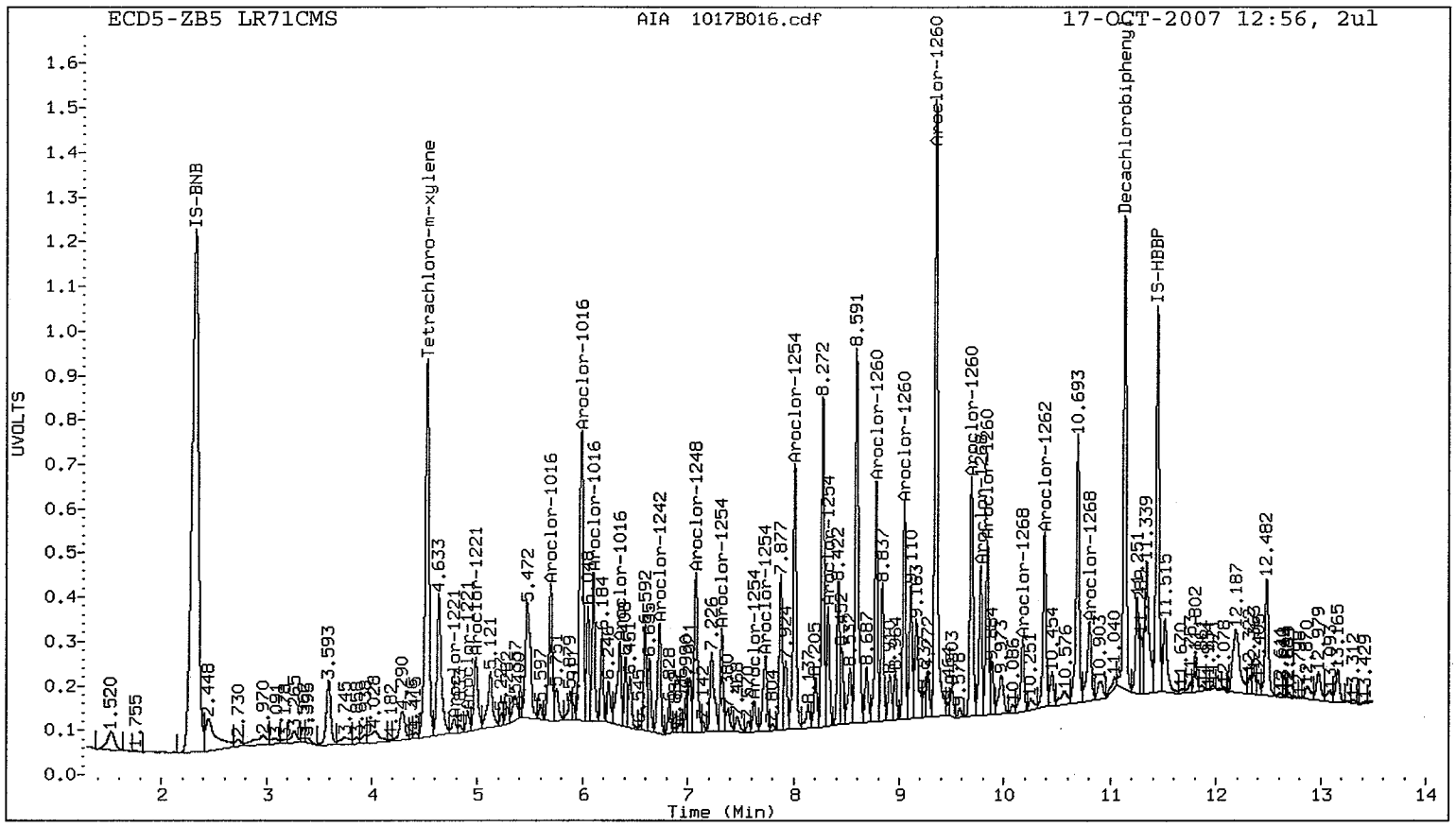
ECD5-ZB5 LR71CMS
AIA 1017B016.cdf
17-OCT-2007 12:56, 2ul
UVOLTS
Time (Min)
IS-BNB
Tetrachloro-m-xylene
Aroclor-1016
Aroclor-1221
Aroclor-1242
Aroclor-1248
Aroclor-1254
Aroclor-1260
Aroclor-1262
Aroclor-1268
Decachlorobiphenyl
IS-HBBP

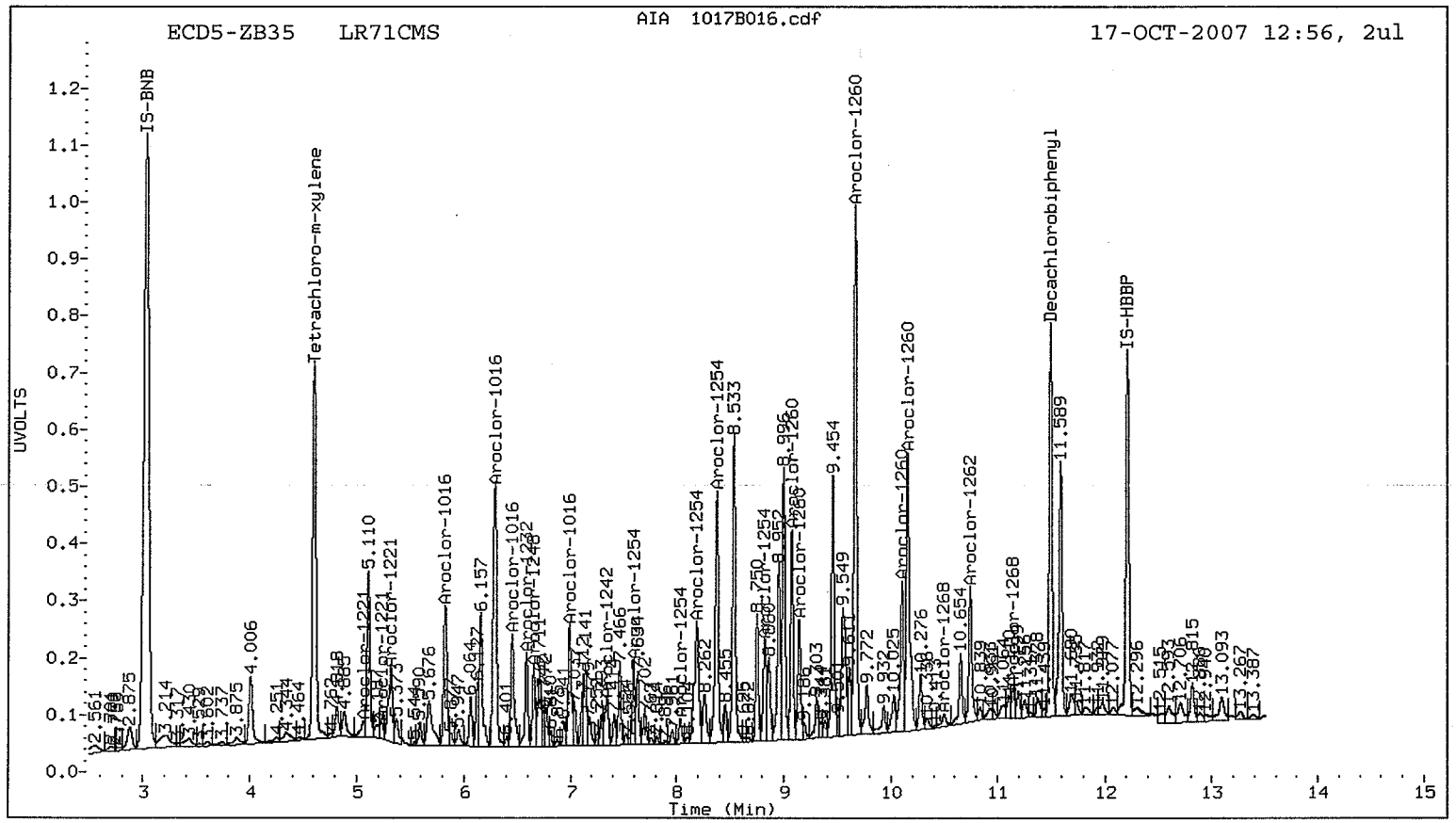
ECD5-ZB35 LR71CMS
AIA 1017B016.cdf
17-OCT-2007 12:56, 2ul
UVOLTS
Time (Min)
IS-BNB
Tetrachloro-m-xylene
Aroclor-1016
Aroclor-1221
Aroclor-1242
Aroclor-1248
Aroclor-1254
Aroclor-1260
Aroclor-1262
Aroclor-1268
Decachlorobiphenyl
IS-HBBP

ANALYTICAL RESOURCES INCORPORATED

ORGANICS ANALYSIS DATA SHEET
PSDDA PCB by GC/ECD
Page 1 of 1

Sample ID: AN-SS-03-070928
MATRIX SPIKE DUP

Lab Sample ID: LR71C
LIMS ID: 07-20768
Matrix: Sediment
Data Release Authorized:
Reported: 10/19/07

QC Report No: LR71-Anchor Environmental, LLC
Project: Kimberly Clark Anacortes

Date Sampled: 09/28/07
Date Received: 09/29/07

Date Extracted: 10/11/07
Date Analyzed: 10/17/07 13:13
Instrument/Analyst: ECD5/PK
GPC Cleanup: No
Sulfur Cleanup: Yes
Acid Cleanup: Yes
Florisil Cleanup: No

Sample Amount: 25.4 g-dry-wt
Final Extract Volume: 1.0 mL
Dilution Factor: 1.00
Silica Gel: No

Percent Moisture: 33.2%

CAS Number	Analyte	RL	Result
12674-11-2	Aroclor 1016	3.9	---
53469-21-9	Aroclor 1242	3.9	< 3.9 U
12672-29-6	Aroclor 1248	3.9	< 3.9 U
11097-69-1	Aroclor 1254	3.9	< 3.9 U
11096-82-5	Aroclor 1260	3.9	---
11104-28-2	Aroclor 1221	3.9	< 3.9 U
11141-16-5	Aroclor 1232	3.9	< 3.9 U

Reported in µg/kg (ppb)

PCB Surrogate Recovery

Decachlorobiphenyl	98.2%
Tetrachlorometaxylene	78.8%

Analytical Resources Inc.
Dual Column PCB Quantitation Report

Data file 1: 20071016.b/1017-1.b/1017B017.d
Data file 2: 20071016.b/1017-2.b/1017B017.d
Method: /chem2/ecd5.i/20071016.b/PCB1.m
Compound Sublist: PCB
Instrument, Inj. Vol.: ecd5.i, 2ul
Quant Method: Internal Std

ARI ID: LR71CMSD
Client ID: AN-SS-03-070928 MSD
Injection Date: 17-OCT-2007 13:13
Report Date: 10/17/2007 13:48
Matrix: SOIL
Dilution Factor: 1.000

ZB5 Col RT	ZB5 Col Shift	ZB5 Col Response	ZB35 Col RT	ZB35 Col Shift	ZB35 Col Response	ZB5 on col	ZB35 on col	RPD	Compound/Flag
4.525	0.002	11722980	4.604	-0.001	7941145	31.5	30.4	3.7	Tetrachloro-m-xylene MN
11.134	-0.001	10424827	11.498	0.002	6005411	39.3	38.2	2.9	Decachlorobiphenyl MN

* Indicates RPD > 40%
M Indicates Column 1 peak was manually integrated
N Indicates Column 2 peak was manually integrated

SURROGATE PERCENT RECOVERY

SURROGATE	Col1	Col2
Tetrachloro-m-xylene	78.9	76.0
Decachlorobiphenyl	98.3	95.4

INTERNAL STANDARD SUMMARY

Column 1

Standard Cpnd	Standard Area*	Sample Area	%D
Bromo-Nitrobenzene	31569414	28362985	-10.2
Hexabromobiphenyl	9983366	8352625	-16.3

Column 2

Standard Cpnd	Standard Area*	Sample Area	%D
Bromo-Nitrobenzene	20324893	19868718	-2.2
Hexabromobiphenyl	6610345	6549618	-0.9

* Standard Areas taken from Initial Cal Level 3
Initial Calibration Date: 16-OCT-2007
<- Indicates standard response outside Limits (-50 to +100%)

Aroclor	Peak#	RT	Shift	ZB5 Col Area	Amount	Peak#	RT	Shift	ZB35 Col Area	Amount
Aroclor-1016	1	5.696	0.000	3626517	405.1	1	5.825	0.001	2900837	295.3
Aroclor-1016	2	5.988	-0.003	8553255	316.1	2	6.292	-0.001	5956632	286.9
Aroclor-1016	3	6.100	-0.002	3227662	271.9	3	6.452	-0.001	2156823	260.2
Aroclor-1016	4	6.355	-0.002	2497649	343.1	4	6.990	0.000	2132731	327.5
Total Col1Ave (4 peaks):				334.0		Total Col2Ave (4 peaks):			292.5	RPD = 13
Corrected Ave (4 peaks):				334.0		Corrected Ave (4 peaks):			292.5	RPD = 13
Aroclor-1221	1	4.775	-0.008	510771	130.6	1	5.063	-0.003	531615	164.5
Aroclor-1221	2	4.912	0.003	604641	232.1	2	5.226	-0.014	958994	514.7
Aroclor-1221	3	4.981	-0.005	2082797	236.8	3	5.321	-0.002	1877578	330.5
Aroclor-1221	NS	---			----	4	5.825	-0.011	2900837	1263.0
Total Col1Ave (3 peaks):				199.8		Total Col2Ave (4 peaks):			568.2	RPD = 96*
Corrected Ave (3 peaks):				199.8		Corrected Ave (3 peaks):			336.6	RPD = 51*
Aroclor-1232	1	4.981	-0.002	2082797	282.1	1	5.321	-0.002	1877578	389.4
Aroclor-1232	2	5.696	0.000	3626517	901.4	2	5.825	0.000	2900837	599.3
Aroclor-1232	3	5.988	-0.003	8553255	713.6	3	6.292	-0.002	5956632	650.7
Aroclor-1232	4	6.100	-0.004	3227662	593.0	4	6.588	-0.002	1547631	675.1
Total Col1Ave (4 peaks):				622.5		Total Col2Ave (4 peaks):			578.6	RPD = 7
Corrected Ave (4 peaks):				622.5		Corrected Ave (4 peaks):			578.6	RPD = 7
Aroclor-1242	1	5.696	0.000	3626517	502.5	1	5.321	-0.002	1877578	469.1
Aroclor-1242	2	5.988	-0.004	8553255	395.0	2	5.825	0.001	2900837	370.4
Aroclor-1242	3	6.100	-0.004	3227662	336.8	3	6.292	-0.001	5956632	364.9
Aroclor-1242	4	6.734	-0.001	2906031	316.8	4	6.452	-0.001	2156823	330.5
Aroclor-1242	NS	---			----	5	7.346	-0.003	1045044	167.2
Total Col1Ave (4 peaks):				387.8		Total Col2Ave (5 peaks):			340.4	RPD = 13
Corrected Ave (4 peaks):				387.8		Corrected Ave (5 peaks):			340.4	RPD = 13
Aroclor-1248	1	5.988	-0.004	8553255	541.0	1	6.292	0.001	5956632	486.3
Aroclor-1248	2	6.100	-0.005	3227662	536.5	2	6.656	0.000	1380802	203.4
Aroclor-1248	3	6.355	-0.002	2497649	266.3	3	6.990	0.001	2132731	267.7
Aroclor-1248	4	6.734	-0.002	2906031	210.3	4	7.346	-0.003	1045044	94.7
Aroclor-1248	5	7.073	-0.001	3024039	165.3	NS	---			----
Total Col1Ave (5 peaks):				343.9		Total Col2Ave (4 peaks):			263.0	RPD = 27
Corrected Ave (5 peaks):				343.9		Corrected Ave (3 peaks):			188.6	RPD = 58*
Aroclor-1254	1	7.321	-0.001	2193285	108.6	1	7.597	0.000	1184724	104.6
Aroclor-1254	2	7.630	-0.001	540199	43.4	2	8.038	0.002	474527	55.0
Aroclor-1254	3	7.735	-0.010	2211171	89.5	3	8.190	0.028	3126148	168.2
Aroclor-1254	4	8.009	-0.023	5853168	220.0	4	8.376	0.012	4229181	225.5
Aroclor-1254	5	8.325	-0.011	2620615	167.7	5	8.824	0.007	1647714	156.1
Total Col1Ave (5 peaks):				125.8		Total Col2Ave (5 peaks):			141.9	RPD = 12
Corrected Ave (4 peaks):				102.3		Corrected Ave (5 peaks):			141.9	RPD = 32
Aroclor-1260	1	8.779	0.000	6170640	412.3	1	9.073	0.001	3249411	322.3
Aroclor-1260	2	9.047	-0.001	4911239	387.5	2	9.143	0.002	1982340	347.3
Aroclor-1260	3	9.348	0.000	13912974	416.9	3	9.665	0.001	8650682	359.5
Aroclor-1260	4	9.688	-0.002	5737026	371.4	4	10.104	0.000	2558606	393.5
Aroclor-1260	5	9.841	0.001	3969168	415.0	5	10.153	-0.001	5487379	366.1
Total Col1Ave (5 peaks):				400.6		Total Col2Ave (5 peaks):			357.8	RPD = 11
Corrected Ave (5 peaks):				400.6		Corrected Ave (5 peaks):			357.8	RPD = 11
Aroclor-1262	1	9.047	-0.002	4911239	288.2	1	9.073	-0.001	3249411	197.5
Aroclor-1262	2	9.348	-0.002	13912974	324.0	2	9.665	-0.001	8650682	284.1
Aroclor-1262	3	9.688	-0.003	5737026	437.3	3	10.104	0.001	2558606	199.3
Aroclor-1262	4	9.841	-0.001	3969168	210.8	4	10.153	-0.004	5487379	277.3
Aroclor-1262	5	10.382	-0.004	3941915	276.0	5	10.744	-0.002	2376888	244.7
Total Col1Ave (5 peaks):				307.3		Total Col2Ave (5 peaks):			240.6	RPD = 24
Corrected Ave (5 peaks):				307.3		Corrected Ave (5 peaks):			240.6	RPD = 24
Aroclor-1268	1	9.778	0.000	3396099	71.6	1	10.104	0.003	2558606	84.2
Aroclor-1268	2	9.841	0.003	3969168	88.0	2	10.153	-0.005	5487379	190.1
Aroclor-1268	3	10.180	0.018	1795793	47.1	3	10.497	0.004	210215	9.2

Aroclor-1268	4	10.805	0.005	1920067	18.8	4	11.152	0.000	435456	6.6

Total Col1Ave (4 peaks): 56.4 Total Col2Ave (4 peaks): 72.5 RPD = 25

Corrected Ave (4 peaks): 56.4 Corrected Ave (3 peaks): 33.3 RPD = 51*

Total PCB Area Col1 (4.623 - 11.035) = 172590576 Col1 Total PCB = 0.8 ppm*

Total PCB Area Col2 (4.705 - 11.396) = 113345976 Col2 Total PCB = 0.8 ppm*

* Quantitated against AR1660 0.25ppm in Ical