SAMPLE RESULTS-CONVENTIONALS
LR71-Anchor Environmental, LLC

ANALYTICAL RESOURCES INCORPORATED

Matrix: Sediment
Data Release Authorized:
Reported: 10/16/07

Project: Kimberly Clark Anacortes
Event: NA
Date Sampled: 09/27/07
Date Received: 09/29/07

Client ID: AN-SS-01-070927
ARI ID: 07-20766 LR71A

Analyte	Date	Method	Units	RL	Sample
Total Solids	10/02/07 100207#2	EPA 160.3	Percent	0.01	61.40
Total Organic Carbon	10/15/07 101507#1	Plumb,1981	Percent	0.020	1.43

RL Analytical reporting limit
U Undetected at reported detection limit

SAMPLE RESULTS-CONVENTIONALS
LR71-Anchor Environmental, LLC

ANALYTICAL RESOURCES INCORPORATED

Matrix: Sediment
Data Release Authorized:
Reported: 10/16/07

Project: Kimberly Clark Anacortes
Event: NA
Date Sampled: 09/27/07
Date Received: 09/29/07

Client ID: AN-SS-02-070927
ARI ID: 07-20767 LR71B

Analyte	Date	Method	Units	RL	Sample
Total Solids	10/02/07 100207#2	EPA 160.3	Percent	0.01	53.80
Total Organic Carbon	10/15/07 101507#1	Plumb,1981	Percent	0.020	4.84

RL Analytical reporting limit
U Undetected at reported detection limit

SAMPLE RESULTS-CONVENTIONALS
LR71-Anchor Environmental, LLC

ANALYTICAL RESOURCES INCORPORATED

Matrix: Sediment
Data Release Authorized:
Reported: 10/16/07

Project: Kimberly Clark Anacortes
Event: NA
Date Sampled: 09/28/07
Date Received: 09/29/07

Client ID: AN-SS-03-070928
ARI ID: 07-20768 LR71C

Analyte	Date	Method	Units	RL	Sample
Total Solids	10/02/07 100207#2	EPA 160.3	Percent	0.01	67.20
Total Organic Carbon	10/15/07 101507#1	Plumb,1981	Percent	0.020	2.53

RL Analytical reporting limit
U Undetected at reported detection limit

SAMPLE RESULTS-CONVENTIONALS
LR71-Anchor Environmental, LLC

ANALYTICAL RESOURCES INCORPORATED

Matrix: Sediment
Data Release Authorized:
Reported: 10/16/07

Project: Kimberly Clark Anacortes
Event: NA
Date Sampled: 09/28/07
Date Received: 09/29/07

Client ID: AN-SS-07-070928
ARI ID: 07-20769 LR71D

Analyte	Date	Method	Units	RL	Sample
Total Solids	10/02/07 100207#2	EPA 160.3	Percent	0.01	70.20
Total Organic Carbon	10/15/07 101507#1	Plumb,1981	Percent	0.020	1.35

RL Analytical reporting limit
U Undetected at reported detection limit

SAMPLE RESULTS-CONVENTIONALS
LR71-Anchor Environmental, LLC

ANALYTICAL RESOURCES INCORPORATED

Matrix: Sediment
Data Release Authorized:
Reported: 10/16/07

Project: Kimberly Clark Anacortes
Event: NA
Date Sampled: 09/28/07
Date Received: 09/29/07

Client ID: AN-SS-10-070928
ARI ID: 07-20770 LR71E

Analyte	Date	Method	Units	RL	Sample
Total Solids	10/02/07 100207#2	EPA 160.3	Percent	0.01	74.90
Total Organic Carbon	10/15/07 101507#1	Plumb,1981	Percent	0.020	1.07

RL Analytical reporting limit
U Undetected at reported detection limit

SAMPLE RESULTS-CONVENTIONALS
LR71-Anchor Environmental, LLC

ANALYTICAL RESOURCES INCORPORATED

Matrix: Sediment
Data Release Authorized:
Reported: 10/16/07

Project: Kimberly Clark Anacortes
Event: NA
Date Sampled: 09/28/07
Date Received: 09/29/07

Client ID: AN-SS-11-070928
ARI ID: 07-20771 LR71F

Analyte	Date	Method	Units	RL	Sample
Total Solids	10/02/07 100207#2	EPA 160.3	Percent	0.01	66.40
Total Organic Carbon	10/15/07 101507#1	Plumb,1981	Percent	0.020	1.15

RL Analytical reporting limit
U Undetected at reported detection limit

SAMPLE RESULTS-CONVENTIONALS
LR71-Anchor Environmental, LLC

ANALYTICAL RESOURCES INCORPORATED

Matrix: Sediment
Data Release Authorized:
Reported: 10/16/07

Project: Kimberly Clark Anacortes
Event: NA
Date Sampled: 09/28/07
Date Received: 09/29/07

Client ID: AN-SS-REF-070928
ARI ID: 07-20772 LR71G

Analyte	Date	Method	Units	RL	Sample
Total Solids	10/02/07 100207#2	EPA 160.3	Percent	0.01	74.20
Total Organic Carbon	10/15/07 101507#1	Plumb,1981	Percent	0.020	0.951

RL Analytical reporting limit
U Undetected at reported detection limit

SAMPLE RESULTS-CONVENTIONALS
LR71-Anchor Environmental, LLC

ANALYTICAL RESOURCES INCORPORATED

Matrix: Sediment
Data Release Authorized:
Reported: 10/16/07

Project: Kimberly Clark Anacortes
Event: NA
Date Sampled: 09/28/07
Date Received: 09/29/07

Client ID: AN-SS-04
ARI ID: 07-20773 LR71H

Analyte	Date	Method	Units	RL	Sample
Total Solids	10/02/07 100207#2	EPA 160.3	Percent	0.01	66.90
Total Organic Carbon	10/15/07 101507#1	Plumb,1981	Percent	0.020	6.13

RL Analytical reporting limit
U Undetected at reported detection limit

SAMPLE RESULTS-CONVENTIONALS
LR71-Anchor Environmental, LLC

ANALYTICAL RESOURCES INCORPORATED

Matrix: Sediment
Data Release Authorized:
Reported: 10/16/07

Project: Kimberly Clark Anacortes
Event: NA
Date Sampled: 09/27/07
Date Received: 09/29/07

Client ID: AN-SS-05
ARI ID: 07-20774 LR71I

Analyte	Date	Method	Units	RL	Sample
Total Solids	10/02/07 100207#2	EPA 160.3	Percent	0.01	61.70
Total Organic Carbon	10/15/07 101507#1	Plumb,1981	Percent	0.020	2.42

RL Analytical reporting limit
U Undetected at reported detection limit

SAMPLE RESULTS-CONVENTIONALS
LR71-Anchor Environmental, LLC

ANALYTICAL RESOURCES INCORPORATED

Matrix: Sediment
Data Release Authorized:
Reported: 10/16/07

Project: Kimberly Clark Anacortes
Event: NA
Date Sampled: 09/28/07
Date Received: 09/29/07

Client ID: AN-SS-06
ARI ID: 07-20775 LR71J

Analyte	Date	Method	Units	RL	Sample
Total Solids	10/02/07 100207#2	EPA 160.3	Percent	0.01	75.70
Total Organic Carbon	10/15/07 101507#1	Plumb,1981	Percent	0.020	1.40

RL Analytical reporting limit
U Undetected at reported detection limit

SAMPLE RESULTS-CONVENTIONALS
LR71-Anchor Environmental, LLC

ANALYTICAL RESOURCES INCORPORATED

Matrix: Sediment
Data Release Authorized:
Reported: 10/16/07

Project: Kimberly Clark Anacortes
Event: NA
Date Sampled: 09/27/07
Date Received: 09/29/07

Client ID: AN-SS-08
ARI ID: 07-20776 LR71K

Analyte	Date	Method	Units	RL	Sample
Total Solids	10/02/07 100207#2	EPA 160.3	Percent	0.01	60.80
Total Organic Carbon	10/15/07 101507#1	Plumb,1981	Percent	0.020	1.75

RL Analytical reporting limit
U Undetected at reported detection limit

SAMPLE RESULTS-CONVENTIONALS
LR71-Anchor Environmental, LLC

ANALYTICAL RESOURCES INCORPORATED

Matrix: Sediment
Data Release Authorized:
Reported: 10/16/07

Project: Kimberly Clark Anacortes
Event: NA
Date Sampled: 09/27/07
Date Received: 09/29/07

Client ID: AN-SS-09
ARI ID: 07-20777 LR71L

Analyte	Date	Method	Units	RL	Sample
Total Solids	10/02/07 100207#2	EPA 160.3	Percent	0.01	74.70
Total Organic Carbon	10/15/07 101507#1	Plumb,1981	Percent	0.020	3.99

RL Analytical reporting limit
U Undetected at reported detection limit

General Chemistry Analysis
Instrument Raw Data

prepared
for

ANCHOR ENVIRONMENTAL

Project : KIMBERLY CLARK ANACORTES

ARI JOB NO. LR71

prepared
by

Analytical Resources, Inc.

LR71

(10-4-07)

TOTAL SOLIDS/VOLATILE SOLIDS (TS / TVS) BENCHSHEET

SOLIDS *(dry at 104 (12-24 hr) then combust at 550 (30 min))*

DATE: 10/2/2007

ANALYST: KE

Batch drying time		
record times as mm/dd/yy hh:mm		
10/2/2007 18:24	time in oven	KE
10/3/2007 10:48	time out	KE
elapsed hrs =	16.4	

TS (%) calculated as:
Final dry wt (g) = (Dry Wt - Tare Wt)
TS = (Final Dry Wt)/ (grams Sample-Tare)

TVS (mg/kg dry wt) calculated as:
Final ash wt (g) = (min ash wt - tare wt)
*TVS (mg/kg) = [(Dry wt-Ash wt)/ (dry weight)] *1,000,000*
if ash wt > dry wt, "Chk for Err"
*if dry wt-ash wt < 0.001 g, "< (1/dry wt)*1,000,000*

SAMPLE ID	DISH #	SAMPLE (grams)	TARE WT (grams)	DRY WT 104C (grams) 1			dry Wt (g)	TS (%)	ASH WT 550C (grams) 1	2		Ash Wt (g)	TVS (mg/kg)	TVS (%)
Cal Date -->		10/2/2007	10/2/2007	10/3/2007										
Time & Initials -->		16:28 KE	15:28 KE	11:06 KE										
Cal Wt (g)	10.0000	9.9996	9.9997	9.9995										
record weights to 4 places		*Cal OK!*	*Cal OK!*	*Cal OK!*										
Blank			1.1079	1.1075			0.00							
LR71 A5		6.2959	1.0701	4.2772			3.21	**61.4%**						
LR71 B5		6.7079	1.1151	4.1238			3.01	**53.8%**						
LR71 C5		6.2558	1.0965	4.5620			3.47	**67.2%**						
LR71 D5		6.7645	1.0974	5.0782			3.98	**70.2%**						
LR71 E5		6.2895	1.1049	4.9889			3.88	**74.9%**						
LR71 F5		6.2282	1.0455	4.4873			3.44	**66.4%**						
LR71 G2		6.9480	1.0800	5.4362			4.36	**74.2%**						
LR71 G2 dup		6.6982	1.1229	5.2614			4.14	**74.2%**						
							RPD =	0.01%				RPD =		NA
LR71 G2 trp		6.7504	1.1199	5.3061			4.19	**74.3%**						
							RSD =	0.09%				RSD =		NA
LR71 H5		6.0769	1.0968	4.4293			3.33	**66.9%**						
LR71 I 5		6.1094	1.0822	4.1850			3.10	**61.7%**						
LR71 J 5		6.0019	1.1037	4.8128			3.71	**75.7%**						
LR71 K5		6.0151	1.0606	4.0710			3.01	**60.8%**						
LR71 L5		6.0694	1.0978	4.8111			3.71	**74.7%**						
LR61 A1		6.1572	1.0827	5.1927			4.11	**81.0%**						
LR61 B1		6.4696	1.1118	5.4484			4.34	**80.9%**						
LR61 C1		6.3677	1.1066	5.2998			4.19	**79.7%**						
LR61 C1 dup		6.3466	1.0985	5.4094			4.31	**82.1%**						
							RPD =	3.02%				RPD =		NA
LR61 C1 trp		6.3652	1.0770	5.4430			4.37	**82.6%**						

1534

TOTAL SOLIDS/VOLATILE SOLIDS (TS / TVS) BENCHSHEET

SOLIDS *(dry at 104 (12-24 hr) then combust at 550 (30 min))*

DATE: 10/2/2007

ANALYST: KE

Batch drying time			*TS (%) calculated as:*	*TVS (mg/kg dry wt) calculated as:*
record times as mm/dd/yy hh:mm			*Final dry wt (g) = (Dry Wt - Tare Wt)*	*Final ash wt (g) = (min ash wt - tare wt)*
10/2/2007 18:24	time in oven	KE	*TS = (Final Dry Wt)/ (grams Sample-Tare)*	*TVS (mg/kg) = [(Dry wt-Ash wt)/ (dry weight)] *1,000,000*
10/3/2007 10:48	time out	KE		*if ash wt > dry wt, "Chk for Err"*
elapsed hrs =	16.4			*if dry wt-ash wt < 0.001 g, "< (1/dry wt)*1,000,000*

SAMPLE ID	DISH #	SAMPLE (grams)	TARE WT (grams)	DRY WT 104C (grams) 1			dry Wt (g)	TS (%)	ASH WT 550C (grams) 1	2		Ash Wt (g)	TVS (mg/kg)	(%)
							RSD =	1.90%				RSD =	NA	
LR61 D1		6.1583	1.0846	5.3169			4.23	**83.4%**						
LR61 E1		6.8033	1.1268	6.4479			5.32	**93.7%**						
LR61 F1		6.4399	1.1027	5.7056			4.60	**86.2%**						
LR61 G1		6.0300	1.1042	5.6043			4.50	**91.4%**						
LR87 A1		6.4393	1.0993	5.9610			4.86	**91.0%**						
LR87 B1		6.2280	1.0913	5.6483			4.56	**88.7%**						
LR87 B1 dup		6.3265	1.1092	5.7210			4.61	**88.4%**						
							RPD =	0.36%				RPD =	NA	
LR87 B1 trp		6.4849	1.0819	5.8655			4.78	**88.5%**						
							RSD =	0.18%				RSD =	NA	
LR87 C1		6.4999	1.1110	5.4746			4.36	**81.0%**						
LR87 D1		6.3522	1.0946	5.4794			4.38	**83.4%**						
Blank			1.0786	1.0786			0.00							
LR87 E1		6.0663	1.0835	5.5487			4.47	**89.6%**						
LR87 F1		6.9503	1.0904	6.5426			5.45	**93.0%**						
LR87 G1		6.3718	1.1044	5.7265			4.62	**87.7%**						
LR87 H1		6.3803	1.1005	6.0068			4.91	**92.9%**						
LR87 I 1		6.6469	1.1029	6.1998			5.10	**91.9%**						
LR87 J 1		6.5162	1.0792	5.9025			4.82	**88.7%**						
LR87 K1		6.1423	1.1201	5.3353			4.22	**83.9%**						
LR87 L1		6.9261	1.1055	5.8074			4.70	**80.8%**						
LR86 B1		6.4135	1.1192	4.1363			3.02	**57.0%**						
LR86 C1		6.9504	1.0986	4.9665			3.87	**66.1%**						
LR86 D1		6.8972	1.0549	3.9406			2.89	**49.4%**						
LR86 E1		6.7259	3.1107	4.6438			1.53	**42.4%**						
LR86 F1		6.1996	1.0463	5.0825			4.04	**78.3%**						

1535

TOTAL SOLIDS/VOLATILE SOLIDS (TS / TVS) BENCHSHEET

DATE: 10/2/2007

SOLIDS *(dry at 104 (12-24 hr) then combust at 550 (30 min))*

ANALYST: KE

Batch drying time			*TS (%) calculated as:*	*TVS (mg/kg dry wt) calculated as:*
record times as mm/dd/yy hh:mm			*Final dry wt (g) = (Dry Wt - Tare Wt)*	*Final ash wt (g) = (min ash wt - tare wt)*
10/2/2007 18:24	time in oven	KE	*TS = (Final Dry Wt)/ (grams Sample-Tare)*	*TVS (mg/kg) = [(Dry wt-Ash wt)/ (dry weight)] *1,000,000*
10/3/2007 10:48	time out	KE		*if ash wt > dry wt, "Chk for Err"*
elapsed hrs =	16.4			*if dry wt-ash wt < 0.001 g, "< (1/dry wt)*1,000,000*

SAMPLE ID	DISH #	SAMPLE (grams)	TARE WT (grams)	DRY WT 104C (grams)			dry Wt (g)	TS (%)	ASH WT 550C (grams)			Ash Wt (g)	TVS (mg/kg)	(%)
				1					1	2				
LR86 G1		6.2196	1.0831	4.0868			3.00	**58.5%**						
LR86 H1		6.4140	1.0975	2.5838			1.49	**28.0%**						
LR86 I 1		6.1206	1.0640	3.2846			2.22	**43.9%**						
LR86 J 1		6.6899	1.0804	4.2226			3.14	**56.0%**						
LR86 K1		6.6999	1.0657	4.6274			3.56	**63.2%**						
LR86 L1		6.3944	1.0839	2.4026			1.32	**24.8%**						
Blank			1.1318	1.1316			0.00							
LR87 N1		6.3155	1.0726	5.1935			4.12	**78.6%**						

1536

LR 71

10-8-07

TOC Solids Prep Log

DATE: 10/1/2007

ANALYST: KE 18:44

acid purging to remove IC and drying at 70°C for TOC analysis

General notes regarding prep method and samples (identify the acid used)

make no entry to shaded cells, they are calculated

Sample ID		IC Test	Gravimetric Data (grams)			%	Sample description & notes
ARI #	Client	+ / -	Tare Wt.	Wet wt.	70°C dry wt	Solids	(homogeneity and exclusions)
Blank			13.0583		13.0583	0 mg	
LR71 A5		++-	12.9096	18.6159	16.5011	62.94%	
LR71 B5		++-	12.9054	18.5938	16.2713	59.17%	
LR71 C5		+++-	13.0864	18.6889	17.1114	71.84%	
LR71 D5		+++-	13.1097	18.2942	17.0384	75.78%	
LR71 E5		++-	12.9236	18.4714	17.4786	82.10%	
LR71 F5		-	13.0973	18.1935	16.5479	67.71%	
LR71 G5		-	13.1054	18.5368	17.2867	76.98%	
LR71 G5 DUP		-	13.0645	18.3919	17.1794	77.24%	
LR71 G5 TRIP		-	13.0597	18.7936	17.4664	76.85%	
LR71 H5		-	13.1445	18.9380	16.8958	64.75%	
LR71 I 5		-	13.1641	18.9161	16.7180	61.79%	
LR71 J 5		+++-	13.0809	18.6421	18.0829	89.94%	
LR71 K5		-	13.1743	18.2514	16.3832	63.20%	
LR71 L5		-	13.1268	18.4081	17.3390	79.76%	
LR61 A1		-	13.0881	18.5433	17.6467	83.56%	
LR61 B1		++-	13.1577	18.1664	17.7414	91.51%	
LR61 C1		++-	12.8825	18.4792	17.9658	90.83%	
LR61 C1 DUP		++-	13.1024	18.7707	18.1308	88.71%	
LR61 C1 TRIP		++-	12.9167	18.5017	17.8976	89.18%	
LR61 D1		-	13.1218	18.0040	17.3876	87.37%	
LR61 E1		-	13.0438	18.6945	18.4049	94.87%	
LR61 F1		-	12.8717	18.2485	17.7264	90.29%	
LR61 G1		-	13.1094	18.6994	18.3413	93.59%	
LR87 A1		-	12.8492	18.7491	18.4086	94.23%	
LR87 B1		-	12.8667	18.4784	17.9852	91.21%	
LR87 B1 DUP		-	13.1199	18.5646	18.0849	91.19%	
LR87 B1 TRIP		-	13.0700	18.7962	18.2883	91.13%	
LR87 C1		-	13.1199	18.2404	17.3973	83.53%	
LR87 D1		-	13.1018	18.0590	17.3799	86.30%	
Blank			13.1831		13.1828	-0.3 mg	
LR87 E1		-	13.1328	18.9948	18.7313	95.50%	
LR87 F1		-	13.1529	18.2713	17.9581	93.88%	
LR87 G1		-	13.1107	18.4796	17.9524	90.18%	

Sample ID		IC Test	Gravimetric Data (grams)			%	*Sample description & notes*
ARI #	Client	+ / -	Tare Wt.	Wet wt.	70°C dry wt	Solids	*(homogeneity and exclusions)*
LR87 H1		-	12.9552	18.5447	18.2980	95.59%	
LR87 I 1		-	12.8743	18.5094	18.2092	94.67%	
LR87 J 1		-	12.8475	18.9070	18.3764	91.24%	
LR87 K1		++-	12.8548	18.5745	18.0466	90.77%	
LR87 L1		-	13.1167	18.3242	17.4708	83.61%	
LR86 B1		+-	12.8872	18.7488	16.6596	64.36%	
LR86 C1		+++-	12.9653	18.8375	15.0958	36.28%	
LR86 D1		+++-	12.8685	18.6716	16.1714	56.92%	
LR86 E1		+++-	13.0459	18.3209	17.0852	76.57%	
LR86 F1			13.1069	18.9075			
LR86 G1			13.1807	18.3616			
LR86 H1		++-	12.9056	18.5566	14.7305	32.29%	
LR86 I 1			12.9691	18.4530			
LR86 J 1		-	13.1534	18.4317	15.4999	44.46%	
LR86 K1		+++-	13.1368	18.4970	16.9982	72.04%	
LR86 L1		+++-	12.8519	18.6238	14.6659	31.43%	
Blank			13.1362		13.1364	0.2 mg	
LR87 N1			13.0188	18.9499	17.8469	81.40%	

LR71

10-16-07

TOC, Solids Data Analysis

Mode: NPOC *Inlet:* Boat

Spike Std = 2,000 *ppm C*

DATE:	10/15/2007
ANALYST:	KE 10:26

Calibration Data

Calibration Standard			Source:	ARI # 0075 - 4		Conc:	2,000	ppm
	Observed Values (µg/g)				mean	*Cal Factor*		
	1,587	1,569	1,579		1,578	*1.267*		
Verification Standard			Source:	SPEX - 02 - 8 TOC		Conc:	5,000	ppm
	ICV	CCV	CCV	CCV	CCV	*mean*	*% Rec*	
	5,282	5,078	4,976	5,009		*5,086*	*101.7%*	
Standard Reference Material			Source:	***NIST 8704***		Conc:	**33,510**	ppm

Blank Data

								Historical Blank Limits	
System Blanks (enter "observed C")								*mean*	*stdev*
	Replicate determinations					Mean	condition	17.8	7.23
	15.50	23.86	34.10	7.12		20.14	OK !	*updated*	*9/27/2005*
Silica Blanks (enter "corrected C" at end of run)								*LBL*	-3.9
	Replicate determinations					Mean	condition	*UBL*	39.5

Sample Data *(Entered data must match the Dohrmann output report !)*

"Corrected C" (no dilution) = "Observed C" - Mean Blank

*"Corrected C" (with dilution) = ("Observed C" - (Mean silica Blank * %Silica)) * Dilution Factor*

Sample ID	Dilution Data				Spike	Combustion Data			
	Sample wt. (mg)	Final wt. (mg)	Silica (%)	Dilution Factor	(µL Std)	Burn wt. (mg)	Observed C (ppm C)	Corrected C (ppm C)	
ICV				1.00		10.0	5302	5,282	*105.64%*
Blank				1.00		10.0	15.5		*Blank OK*
NIST 8704				1.00		2.8	34320	34,300	*102.36%*
LR71 G2				1.00		1.7	9186	9,166	*Range OK!*
LR71 G2 dup				1.00		1.5	9815	9,795	*RPD=6.6%*
LR71 G2 trp				1.00		1.9	11550	11,530	*RSD=12%*
LR71 G2 ms				1.00	10	2.1	20100	20,080	*Range OK!*
Spike =	*0.02*	*mg C to*	*2.1*	*mg samp=*	*9,524*	*ppm*		*115%*	
LR71 A1				1.00		1.1	14010	13,990	*Range OK!*
LR71 B1				1.00		1.1	44000	43,980	*Range OK!*
LR71 C1				1.00		1.0	23720	23,700	*Range OK!*
LR71 D1				1.00		1.1	12550	12,530	*Range OK!*
LR71 E1				1.00		1.4	9789	9,769	*Range OK!*
CCV				1.00		10.0	5098	5,078	*101.56%*
Blank				1.00		10.0	23.86		*Blank OK*
LR71 F1				1.00		1.4	11270	11,250	*Range OK!*
LR71 H1				1.00		1.1	63310	63,290	*Range OK!*
LR71 I 1				1.00		1.6	24220	24,200	*Range OK!*
LR71 J 1				1.00		1.6	11810	11,790	*Range OK!*
LR71 K1				1.00		1.7	16890	16,870	*Range OK!*
LR71 L1				1.00		1.0	37420	37,400	*Range OK!*
LR61 A1				1.00		2.1	2216	2,196	*Range OK!*
LR61 B1				1.00		2.5	2758	2,738	*Range OK!*
LR61 D1				1.00		3.2	2013	1,993	*Range OK!*
LR61 E1				1.00		1.3	15400	15,380	*Range OK!*
CCV				1.00		10.0	4996	4,976	*99.52%*
Blank				1.00		10.0	34.1		*Blank OK*
LR61 F1				1.00		3.5	318.2	298	*Range OK!*
LR61 G1				1.00		3.3	698.2	678	*Range OK!*
~~LR61 C1~~			-	~~1.00~~		~~2.6~~	~~609.5~~	~~589~~	~~*Range OK!*~~

Sample Data *(Entered data must match the Dohrmann output report !)*

"Corrected C" (no dilution) = "Observed C" - Mean Blank

*"Corrected C" (with dilution) = ("Observed C" - (Mean silica Blank * %Silica)) * Dilution Factor*

Sample ID	Dilution Data				Spike	Combustion Data			
	Sample wt. (mg)	Final wt. (mg)	Silica (%)	Dilution Factor	(µL Std)	Burn wt. (mg)	Observed C (ppm C)	Corrected C (ppm C)	
~~LR61 C1 dup~~				~~1.00~~		~~2.4~~	~~489.1~~	~~469~~	~~*RPD=22.8%*~~
LR61 C1				1.00		2.4	915.2	895	*Range OK!*
LR61 C1 dup				1.00		2.4	936.2	916	*RPD=2.3%*
LR61 C1 trp				1.00		2.8	860.8	841	*RSD=4.4%*
LR61 C1 ms				1.00	10	3.5	7794	7,774	*Range OK!*
Spike =	*0.02*	*mg C to*	*3.5*	*mg samp=*	*5,714*	*ppm*		*120%*	
~~NIST 8704~~			-	~~1.00~~		~~3.7~~	~~23730~~	~~23,710~~	~~*70.75%*~~
NIST 8704				1.00		3.2	32410	32,390	*96.66%*
CCV				1.00		10.0	5029	5,009	*100.18%*
Blank				1.00		10.0	7.116		*Blank OK*

Geotech Analysis

prepared
for

ANCHOR ENVIRONMENTAL

Project : KIMBERLY CLARK ANACORTES

ARI JOB NO. LR71

prepared
by

Analytical Resources, Inc.

ANALYTICAL RESOURCES INCORPORATED

DATA QUALIFIERS FOR PHYSICAL ANALYSES

SM Indicates that the sample matrix was not appropriate for the requested analysis. This normally refers to samples contaminated with an organic product that interferes with moisture content, porosity, and saturation calculations that assume only water is present. It can also cause particles to adhere to one another, causing errors in grain size distribution analyses.

SS Indicates that the sample was not appropriate for the method requested because it did not contain the proportion of "fines'" required to perform the pipette portion of the analysis.

W Indicates that the amount of sample in some pipette readings was below the level required for accurate weighing, resulting in negative weights, which were adjusted to eliminate the negative value.

F Indicates that the samples were frozen prior to particle size determination.

ANALYTICAL RESOURCES INCORPORATED

GEOTECHNICAL ANALYSIS DATA SHEET
Organic Matter by Method ASTM D2974

Data Release Authorized: gb
Reported: 10/16/07
Date Received: 09/29/07
Page 1 of 1

QC Report No: LR71-Anchor Environmental, LLC
Project: Kimberly Clark Anacortes

Client/ ARI ID	Date Sampled	Matrix	Analysis Date	Result
AN-SS-01-070927 LR71A 07-20766	09/27/07	Sediment	10/16/07 19:14	17.02
AN-SS-02-070927 LR71B 07-20767	09/27/07	Sediment	10/16/07 19:14	7.84
AN-SS-03-070928 LR71C 07-20768	09/28/07	Sediment	10/16/07 19:14	3.83
AN-SS-07-070928 LR71D 07-20769	09/28/07	Sediment	10/16/07 19:14	2.54
AN-SS-10-070928 LR71E 07-20770	09/28/07	Sediment	10/16/07 19:14	2.03
AN-SS-11-070928 LR71F 07-20771	09/28/07	Sediment	10/16/07 19:14	9.67
AN-SS-04 LR71H 07-20773	09/28/07	Sediment	10/16/07 19:14	8.97
AN-SS-05 LR71I 07-20774	09/27/07	Sediment	10/16/07 19:14	6.37
AN-SS-06 LR71J 07-20775	09/28/07	Sediment	10/16/07 19:14	16.57
AN-SS-08 LR71K 07-20776	09/27/07	Sediment	10/16/07 19:14	1.41
AN-SS-09 LR71L 07-20777	09/27/07	Sediment	10/16/07 19:14	11.02

Reported in Percent

Organic/Ash Content Burn Temperature 440 C Per ASTM D2974

GEOTECHNICAL ANALYSIS DATA SHEET
Total Solids by Method ASTM D2974

ANALYTICAL RESOURCES INCORPORATED

Data Release Authorized: gs
Reported: 10/16/07
Date Received: 09/29/07
Page 1 of 1

QC Report No: LR71-Anchor Environmental, LLC
Project: Kimberly Clark Anacortes

Client/ ARI ID	Date Sampled	Matrix	Analysis Date	Result
AN-SS-01-070927 LR71A 07-20766	09/27/07	Sediment	10/16/07 19:14	54.79
AN-SS-02-070927 LR71B 07-20767	09/27/07	Sediment	10/16/07 19:14	52.05
AN-SS-03-070928 LR71C 07-20768	09/28/07	Sediment	10/16/07 19:14	67.24
AN-SS-07-070928 LR71D 07-20769	09/28/07	Sediment	10/16/07 19:14	71.34
AN-SS-10-070928 LR71E 07-20770	09/28/07	Sediment	10/16/07 19:14	75.77
AN-SS-11-070928 LR71F 07-20771	09/28/07	Sediment	10/16/07 19:14	62.89
AN-SS-04 LR71H 07-20773	09/28/07	Sediment	10/16/07 19:14	62.59
AN-SS-05 LR71I 07-20774	09/27/07	Sediment	10/16/07 19:14	61.03
AN-SS-06 LR71J 07-20775	09/28/07	Sediment	10/16/07 19:14	59.27
AN-SS-08 LR71K 07-20776	09/27/07	Sediment	10/16/07 19:14	80.57
AN-SS-09 LR71L 07-20777	09/27/07	Sediment	10/16/07 19:14	78.96

GEOTECHNICAL ANALYSIS DATA SHEET
Ash Content by Method ASTM D2974

ANALYTICAL RESOURCES INCORPORATED

Data Release Authorized: gs
Reported: 10/16/07
Date Received: 09/29/07
Page 1 of 1

QC Report No: LR71-Anchor Environmental, LLC
Project: Kimberly Clark Anacortes

Client/ ARI ID	Date Sampled	Matrix	Analysis Date	Result
AN-SS-01-070927 LR71A 07-20766	09/27/07	Sediment	10/16/07 19:14	82.98
AN-SS-02-070927 LR71B 07-20767	09/27/07	Sediment	10/16/07 19:14	92.16
AN-SS-03-070928 LR71C 07-20768	09/28/07	Sediment	10/16/07 19:14	96.17
AN-SS-07-070928 LR71D 07-20769	09/28/07	Sediment	10/16/07 19:14	97.46
AN-SS-10-070928 LR71E 07-20770	09/28/07	Sediment	10/16/07 19:14	97.97
AN-SS-11-070928 LR71F 07-20771	09/28/07	Sediment	10/16/07 19:14	90.33
AN-SS-04 LR71H 07-20773	09/28/07	Sediment	10/16/07 19:14	91.03
AN-SS-05 LR71I 07-20774	09/27/07	Sediment	10/16/07 19:14	93.63
AN-SS-06 LR71J 07-20775	09/28/07	Sediment	10/16/07 19:14	83.43
AN-SS-08 LR71K 07-20776	09/27/07	Sediment	10/16/07 19:14	98.59
AN-SS-09 LR71L 07-20777	09/27/07	Sediment	10/16/07 19:14	88.98

Organic/Ash Content Burn Temperature 440 C Per ASTM D2974

Anchor Environmental, LLC
Kimberly Clark Anacortes

Apparent Grain Size Distribution Summary
Percent Finer Than Indicated Size

Sample No.	Gravel			Very Coarse Sand	Coarse Sand	Medium Sand	Fine Sand	Very Fine Sand	Silt				Clay	
Phi Size	-3	-2	-1	0	1	2	3	4	5	6	7	8	9	10
Sieve Size (microns)	3/8"	#4	#10 (2000)	#18 (1000)	#35 (500)	#60 (250)	#120 (125)	#230 (62)	31.00	15.60	7.80	3.90	2.00	1.00
AN-SS-REF-070928	100.0	100.0	99.9	99.7	94.4	29.7	11.9	10.3	8.9	6.7	5.1	3.6	2.6	1.7
AN-SS-REF-070928	100.0	100.0	100.0	99.7	94.8	30.1	12.0	10.4	9.0	7.2	5.4	4.3	3.3	2.1
AN-SS-REF-070928	100.0	100.0	99.9	99.6	94.4	29.8	12.0	10.4	9.1	6.6	5.6	4.4	3.2	2.0
AN-SS-01-070927	100.0	83.7	74.2	71.0	68.2	63.3	57.2	31.9	19.2	13.1	9.9	7.7	5.9	4.4
AN-SS-02-070927	100.0	99.4	92.8	88.3	84.1	70.9	31.0	24.5	22.9	17.3	12.2	9.0	6.8	5.0
AN-SS-03-070928	100.0	99.1	95.7	92.9	90.3	71.8	27.1	15.8	8.9	6.3	4.7	3.7	2.9	2.3
AN-SS-07-070928	100.0	96.6	93.1	90.3	84.5	67.0	31.3	11.7	6.1	4.9	3.8	3.0	2.4	1.9
AN-SS-10-070928	100.0	66.3	57.1	51.0	44.0	27.4	15.6	10.8	6.8	4.9	3.7	2.8	2.1	1.5
AN-SS-11-070928	100.0	97.5	93.8	91.5	89.6	71.3	34.2	16.5	8.8	5.8	4.4	3.5	2.8	2.2
AN-SS-04	100.0	75.0	57.6	42.3	23.4	14.2	11.3	9.9	7.9	6.4	4.9	3.6	2.6	1.9
AN-SS-05	100.0	98.1	95.6	94.0	90.5	54.1	11.2	6.9	6.4	5.1	3.9	3.2	2.6	2.1
AN-SS-06	100.0	59.1	49.0	37.0	21.9	6.5	1.8	0.8	NA	NA	NA	NA	NA	NA
AN-SS-08	100.0	99.1	96.3	93.4	88.7	71.0	21.8	7.4	4.6	3.9	3.6	2.5	2.1	1.9
AN-SS-09	100.0	66.4	42.8	32.2	25.1	15.2	2.5	0.0	NA	NA	NA	NA	NA	NA

Notes to the Testing:

1. Organic matter was not removed prior to testing, thus the reported values are the "apparent" grain size distribution. See narrative for discussion of the testing.

LR71

Anchor Environmental, LLC
Kimberly Clark Anacortes

Apparent Grain Size Distribution Summary
Percent Retained in Each Size Fraction

Sample No.	Gravel	Very Coarse Sand	Coarse Sand	Medium Sand	Fine Sand	Very Fine Sand	Coarse Silt	Medium Silt	Fine Silt	Very Fine Silt	Clay			Total Fines
Phi Size	> -1	-1 to 0	0 to 1	1 to 2	2 to 3	3 to 4	4 to 5	5 to 6	6 to 7	7 to 8	8 to 9	9 to 10	< 10	<4
Sieve Size (microns)	> #10 (2000)	10 to 18 (2000-1000)	18-35 (1000-500)	35-60 (500-250)	60-120 (250-125)	120-230 (125-62)	62.5-31.0	31.0-15.6	15.6-7.8	7.8-3.9	3.9-2.0	2.0-1.0	<1.0	<230 (<62)
AN-SS-REF-070928	0.1	0.3	5.3	64.7	17.8	1.6	1.4	2.3	1.6	1.5	1.0	0.9	1.7	10.3
AN-SS-REF-070928	0.0	0.2	4.9	64.7	18.1	1.6	1.4	1.8	1.8	1.1	1.1	1.1	2.1	10.4
AN-SS-REF-070928	0.1	0.3	5.2	64.6	17.8	1.6	1.3	2.5	1.0	1.2	1.2	1.1	2.0	10.4
AN-SS-01-070927	25.8	3.2	2.9	4.9	6.1	25.3	12.7	6.1	3.3	2.1	1.8	1.6	4.4	31.9
AN-SS-02-070927	7.2	4.5	4.2	13.2	39.9	6.5	1.5	5.7	5.1	3.2	2.1	1.8	5.0	24.5
AN-SS-03-070928	4.3	2.8	2.7	18.5	44.7	11.3	6.9	2.6	1.6	1.0	0.8	0.7	2.3	15.8
AN-SS-07-070928	6.9	2.8	5.8	17.6	35.7	19.6	5.6	1.2	1.2	0.7	0.6	0.6	1.9	11.7
AN-SS-10-070928	42.9	6.1	7.0	16.6	11.8	4.8	4.0	1.9	1.2	0.8	0.7	0.6	1.5	10.8
AN-SS-11-070928	6.2	2.3	1.9	18.3	37.0	17.8	7.6	3.1	1.4	0.9	0.7	0.6	2.2	16.5
AN-SS-04	42.4	15.3	18.9	9.2	2.9	1.4	2.0	1.5	1.5	1.3	0.9	0.7	1.9	9.9
AN-SS-05	4.4	1.6	3.5	36.4	42.9	4.3	0.5	1.3	1.2	0.7	0.6	0.4	2.1	6.9
AN-SS-06	51.0	12.0	15.0	15.4	4.7	1.0	NA	NA	NA	NA	NA	NA	NA	0.8
AN-SS-08	3.7	2.9	4.8	17.6	49.2	14.3	2.8	0.7	0.3	1.0	0.4	0.2	1.9	7.4
AN-SS-09	57.2	10.6	7.1	9.9	12.7	2.5	NA	NA	NA	NA	NA	NA	NA	0.0

Notes to the Testing:
1. Organic matter was not removed prior to testing, thus the reported values are the "apparent" grain size distribution. See narrative for discussion of the testing.

QA SUMMARY

PROJECT:	Anchor Environmental, LLC	Project No.:	Kimberly Clark Anacortes
ARI Triplicate Sample ID:	LR71 G	Batch No.:	LR71 -1
Client Triplicate Sample ID:	AN-SS-REF-070928	Page:	1 of 1

Relative Standard Deviation, By Phi Size

Sample ID	-3	-2	-1	0	1	2	3	4	5	6	7	8	9	10
AN-SS-REF-070928	100.0	100.0	99.9	99.7	94.4	29.7	11.9	10.3	8.9	6.7	5.1	3.6	2.6	1.7
AN-SS-REF-070928	100.0	100.0	100.0	99.7	94.8	30.1	12.0	10.4	9.0	7.2	5.4	4.3	3.3	2.1
AN-SS-REF-070928	100.0	100.0	99.9	99.6	94.4	29.8	12.0	10.4	9.1	6.6	5.6	4.4	3.2	2.0
AVE	NA	99.98	99.94	99.67	94.53	29.86	11.98	10.39	9.02	6.82	5.36	4.10	2.99	1.94
STDEV	NA	0.03	0.03	0.05	0.23	0.22	0.07	0.05	0.08	0.33	0.27	0.42	0.37	0.23
%RSD	NA	0.03	0.03	0.05	0.24	0.74	0.54	0.45	0.93	4.87	5.01	10.20	12.49	12.11

The Triplicate Applies To The Following Samples

Client ID	Date Sampled	Date Extracted	Date Complete	QA Ratio (95-105)	Data Qualifiers	Pipette Portion (5.0-25.0g)
AN-SS-REF-070928	9/28/2007	10/10/2007	10/17/2007	100.0		11.4
AN-SS-REF-070928	9/28/2007	10/10/2007	10/17/2007	100.2		11.5
AN-SS-REF-070928	9/28/2007	10/10/2007	10/17/2007	100.1		11.5
AN-SS-01-070927	9/27/2007	10/10/2007	10/17/2007	101.3		13.7
AN-SS-02-070927	9/27/2007	10/10/2007	10/17/2007	99.1		9.3
AN-SS-03-070928	9/28/2007	10/10/2007	10/17/2007	103.5		12.6
AN-SS-07-070928	9/28/2007	10/10/2007	10/17/2007	104.4		11.7
AN-SS-10-070928	9/28/2007	10/10/2007	10/17/2007	102.3		13.1
AN-SS-11-070928	9/28/2007	10/10/2007	10/17/2007	101.2		16.0
AN-SS-04	9/28/2007	10/10/2007	10/17/2007	100.7		10.0
AN-SS-05	9/27/2007	10/10/2007	10/17/2007	99.0	SS	4.8
AN-SS-06	9/28/2007	10/10/2007	10/17/2007	97.1	SS	1.0
AN-SS-08	9/27/2007	10/10/2007	10/17/2007	100.8		6.6
AN-SS-09	9/27/2007	10/10/2007	10/17/2007	97.6	SS, W, SM	0.0

* ARI Internal QA limits = 95-105%

Notes to the Testing:

1. Organic matter was not removed prior to testing, thus the reported values are the "apparent" grain size distribution. See narrative for discussion of the testing.

PSEP Grain Size Distribution

Triplicate Sample Plot

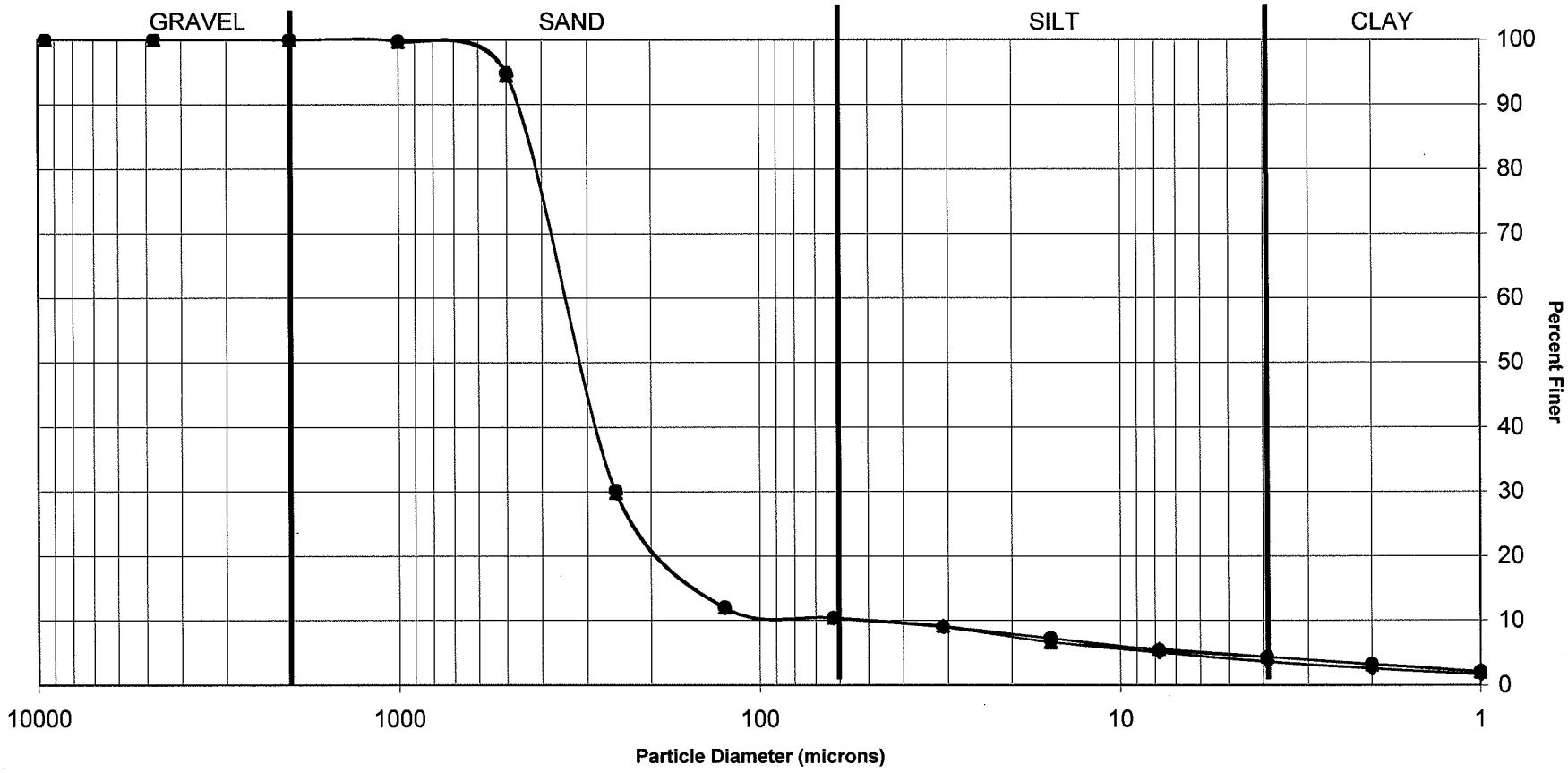

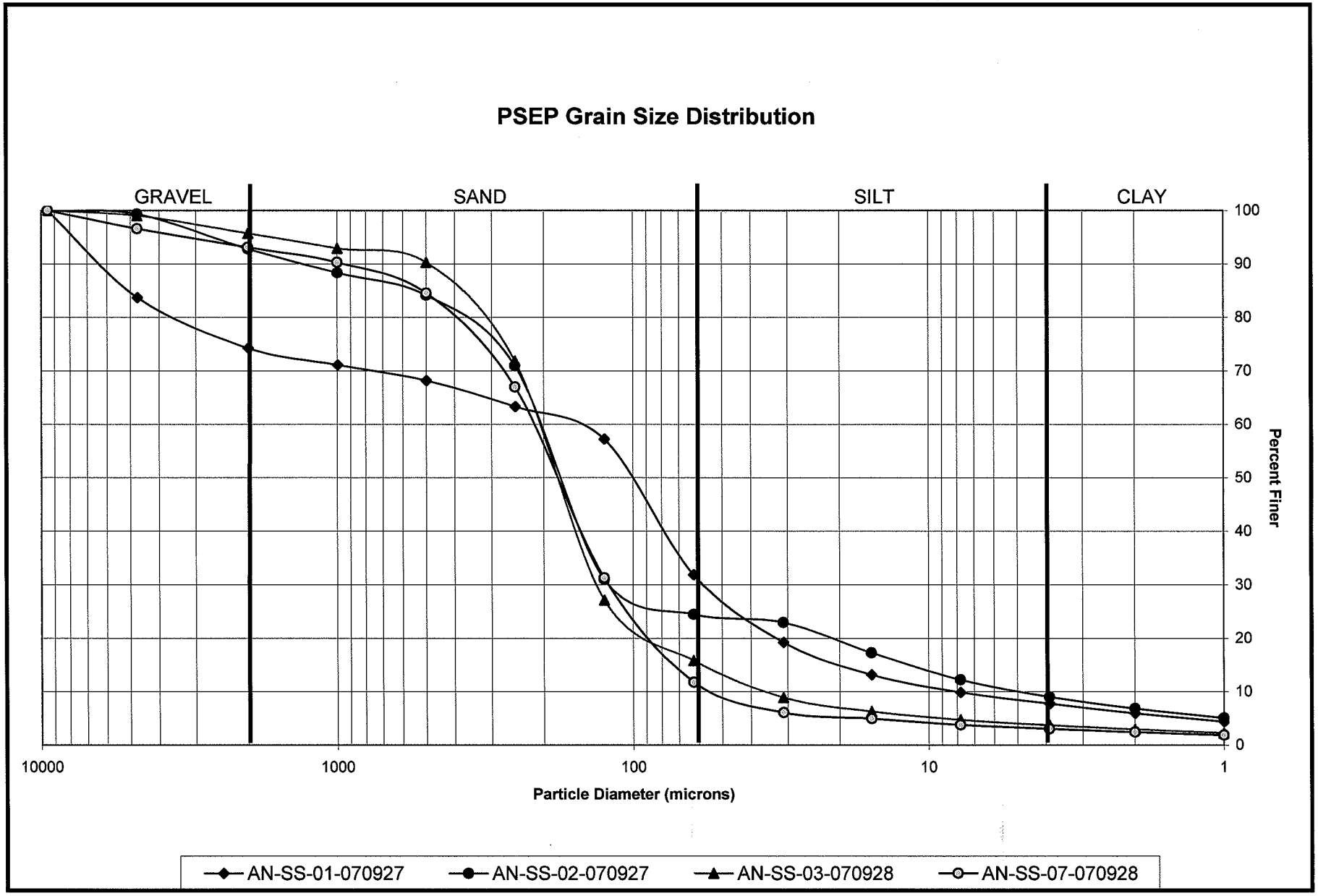
PSEP Grain Size Distribution
GRAVEL
SAND
SILT
CLAY
100
90
80
70
60
50
40
30
20
10
0
Percent Finer
10000
1000
100
10
1
Particle Diameter (microns)
AN-SS-01-070927
AN-SS-02-070927
AN-SS-03-070928
AN-SS-07-070928

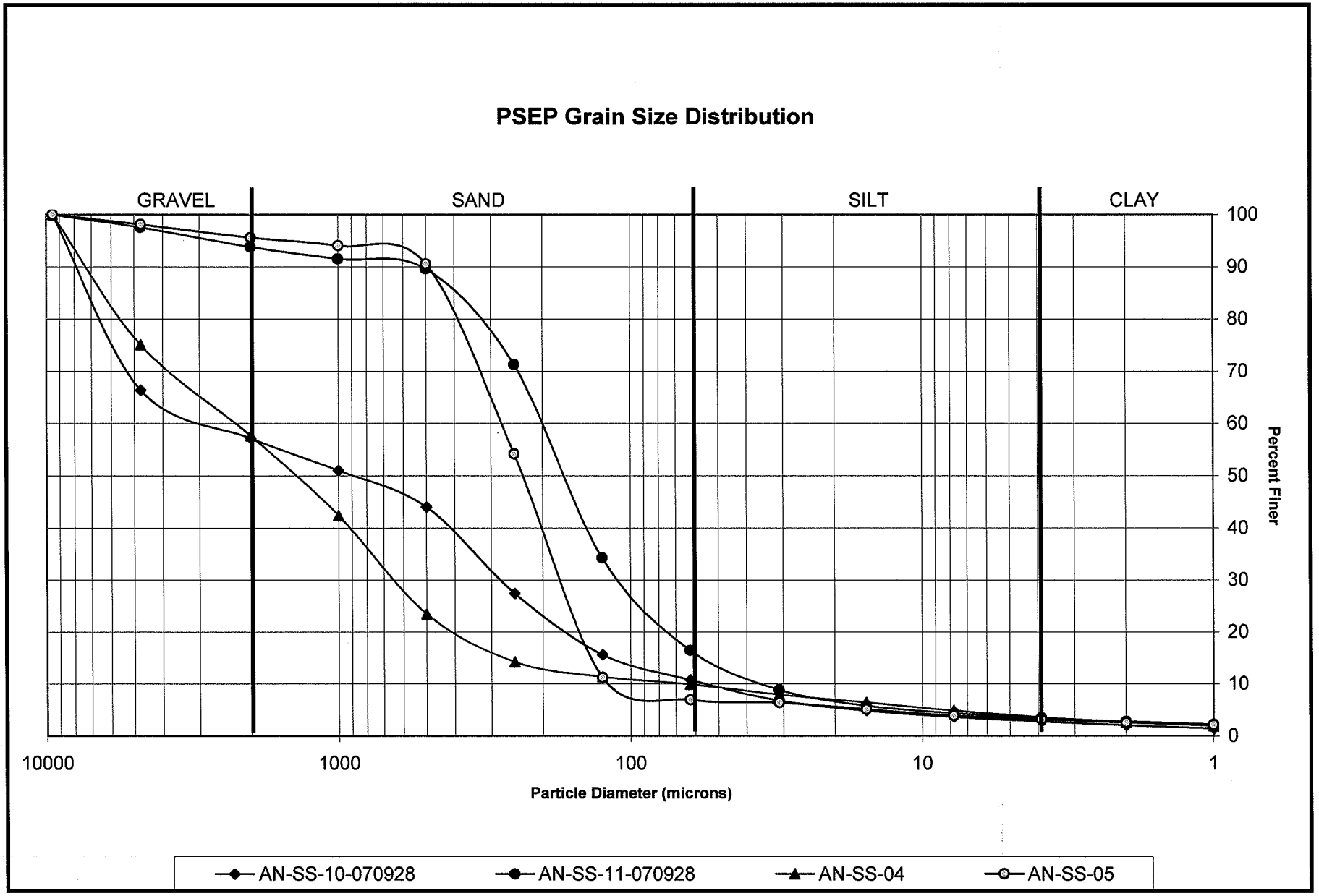
PSEP Grain Size Distribution
GRAVEL
SAND
SILT
CLAY
100
90
80
70
60
50
40
30
20
10
0
Percent Finer
10000
1000
100
10
1
Particle Diameter (microns)
AN-SS-10-070928
AN-SS-11-070928
AN-SS-04
AN-SS-05

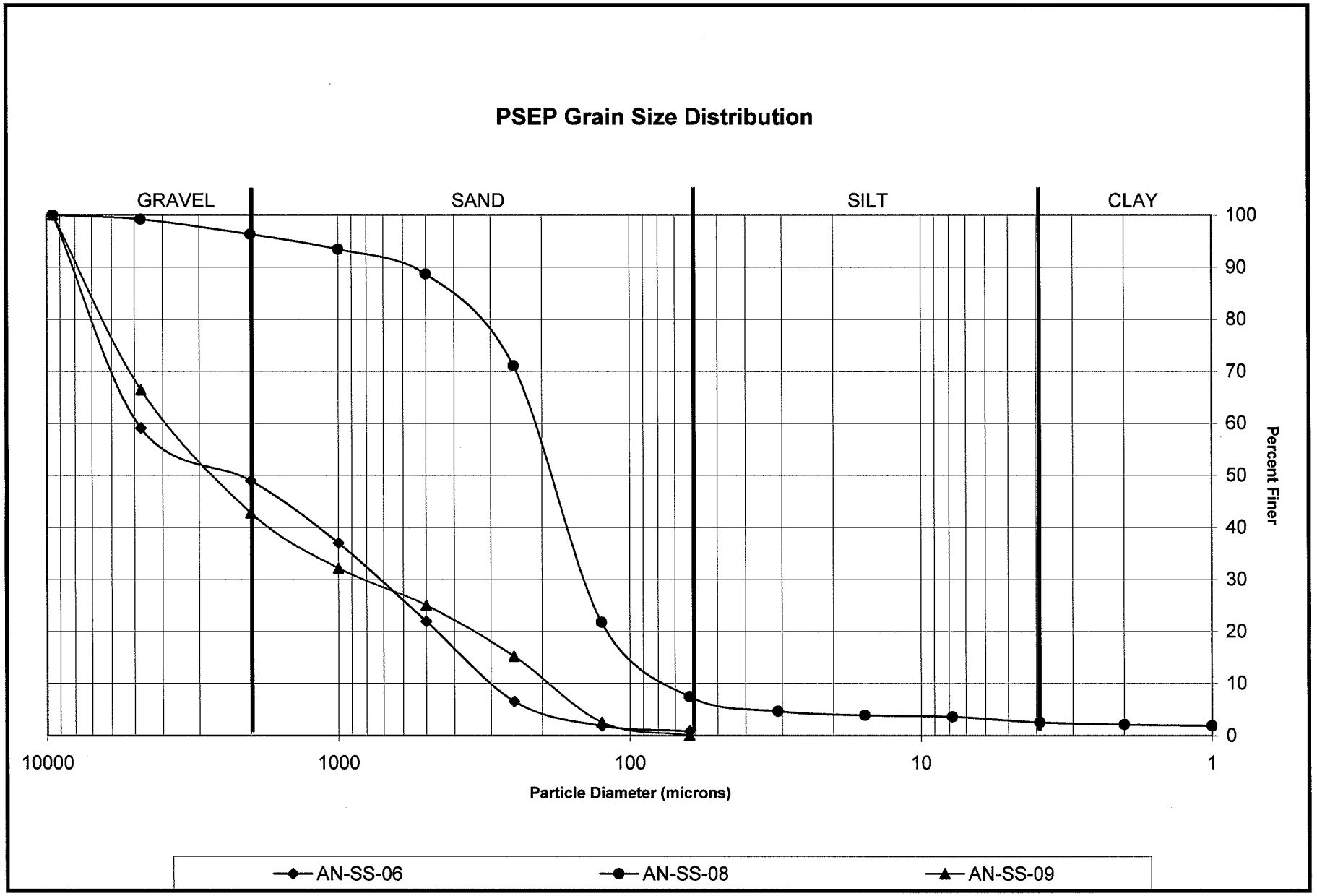
PSEP Grain Size Distribution
GRAVEL
SAND
SILT
CLAY
100
90
80
70
60
50
40
30
20
10
0
Percent Finer
10000
1000
100
10
1
Particle Diameter (microns)
AN-SS-06
AN-SS-08
AN-SS-09

Total Organic Matter by Ignition

Loss on Ignition, ASTM D2974 [X]
Temp. = 440°C

Total Volatile Solids, PSEP Method [ ]
Temp. = 550°C

Client / Job No.: AN-SS-01-070927 / L271 Tested by: GS

Notes:

	A		B		C	
Sample No.						
Sample Depth (ft)		Date/Time		Date/Time		Date/Time
Tare ID	4		10		5	
Tare Weight	102.97		102.42		102.55	
Wet Wt + Tare	374.23	10/8/07 16:00	391.18	10/8/07 16:10	433.96	10/8/07 16:20
Dry Wt. + Tare	251.59	10/10/07 14:15	252.72	10/10/07 10:55	325.38	10/10/07 14:15
Dry Wt. + Tare						
Dry Wt. + Tare						
Burned Wt. + Tare	226.30	10/11/07 13:50	240.93	10/12/07 14:00	316.84	10/11/07 13:50
Burned Wt. + Tare						
Burned Wt. + Tare	MC%	82.52	MC%	92.12	MC%	48.73

	D		E		F	
Sample No.						
Sample Depth (ft)		Date/Time		Date/Time		Date/Time
Tare Id	K3		K7		11	
Tare Weight	107.40		102.63		103.87	
Wet Wt + Tare ds	~~513.50~~	10/8/07 15:50	469.25	10/8/07 16:05	420.35	10/8/07 16:15
~~Dry Wt. + Tare~~ Wet Wt + tare	429.10	10/8/07 15:50	380.42	10/10/07 14:15	302.90	10/10/07 14:15
Dry Wt. + Tare	336.89	10/11/07 10:55				
Dry Wt. + Tare						
Burned Wt. + Tare	331.05	10/12/07 14:00	374.78	10/12/07 14:00	283.65	10/11/07 13:50
Burned Wt. + Tare						
Burned Wt. + Tare	MC%	40.18	MC%	31.98	MC%	59.01

	H		I		J	
Sample No.						
Sample Depth (ft)		Date/Time		Date/Time		Date/Time
Tare Id	6		402		3	
Tare Weight	104.92	10/8/07 15:35	108.23		102.68	
Wet Wt + Tare	373.09	10/8/07 15:30	451.39	10/8/07 15:30	426.58	10/8/07 15:35
Dry Wt. + Tare	272.78	10/11/07 10:55	317.67 gs	10/10/07 14:15	294.65	10/10/07 14:15
Dry Wt. + Tare						
Dry Wt. + Tare						
Burned Wt. + Tare	257.72	10/12/07 14:00	304.33	10/11/07 13:50	262.84	10/11/07 13:50
Burned Wt. + Tare						
Burned Wt. + Tare	MC%	59.76	MC%	63.85	MC%	68.72

Total Organic Matter by Ignition

Loss on Ignition, ASTM D2974 ☒ — **Temp. = 440°C**

Total Volatile Solids, PSEP Method ☐ — **Temp. = 550°C**

Client / Job No.: AN-/LR71

Tested by: GS

Notes: K L

Sample No.						
Sample Depth (ft)		Date/Time		Date/Time		Date/Time
Tare ID	1		13			
Tare Weight	107.74		111.15			
Wet Wt + Tare	496.64	10/8/07 15:25	377.77	10/8/07 15:40		
Dry Wt. + Tare	421.08	10/11/07 10:58	321.06	10/11/07 10:55		
Dry Wt. + Tare						
Dry Wt. + Tare						
Burned Wt. + Tare	416.67	10/12/07 14:00	298.47	10/12/07 14:00		
Burned Wt. + Tare						
Burned Wt. + Tare	MC%	24.11	MC%	26.65		

Sample No.						
Sample Depth (ft)		Date/Time		Date/Time		Date/Time
Tare Id						
Tare Weight						
Wet Wt + Tare						
Dry Wt. + Tare						
Dry Wt. + Tare						
Dry Wt. + Tare						
Burned Wt. + Tare						
Burned Wt. + Tare						
Burned Wt. + Tare						

Sample No.						
Sample Depth (ft)		Date/Time		Date/Time		Date/Time
Tare Id						
Tare Weight						
Wet Wt + Tare						
Dry Wt. + Tare						
Dry Wt. + Tare						
Dry Wt. + Tare						
Burned Wt. + Tare						
Burned Wt. + Tare						
Burned Wt. + Tare						

PIPETTE GRAIN SIZE ANALYSIS

Job No. LR71 ARI Sample No. G-1 Client Sample No. AN-SS-REF-070928

Set-up Date: 10/10/07 Sample Description: Silty Sand

Calgon Batch # _____ Sieve Set # 1 Date Sieved: 10/12/07

SOLIDS CONTENT

Moisture Content	Initials GS
Container No.	213
Tare Weight	1.5815
Wet Weight + Tare	44.5073
Dry Weight + Tare	33.6386

Test Sample	Initials GS
Container No.	213
Tare Weight	50.5931
Wet Weight + Tare	198.0040
Dry Weight + Tare	150.0274

SIEVE ANALYSIS

Initials DS

Sieve Size	Weight Retained
Tare	50.6119
4	
10	50.7056
18	50.9900
35	56.7745
60	128.0193
120	147.5982
230	149.3161
PAN	~~DS 7.5344~~ 0.6084

Salt Correction

Tare Wt.	
+ Dry Sample	
Correction (x 50)	

PIPETTE ANALYSIS

Initials GS

10/16/2007

Temp:23

Tare ID	Tare Wt	Dry Wt & Tare	TIME
G-1-1	1.5614	1.7984	11:30:00
G-1-2	1.5569	1.7032	11:30:20
G-1-3	1.5620	1.7182	11:31:46
G-1-4	1.5498	~~GS 1.5876~~	11:37:05
G-1-5	1.5473	1.6363	11:58:18 1.6708
G-1-6	1.5520	1.6179	13:23:00
G-1-7	1.5043	1.5505	[redacted]

PIPETTE GRAIN SIZE ANALYSIS

Job No. LR71 ARI Sample No. G-2 Client Sample No. _____

Set-up Date: 10/10/07 Sample Description: _____

Calgon Batch # _____ Sieve Set # 2 Date Sieved: 10/12/07

SOLIDS CONTENT

Moisture Content	Initials JB
Container No.	208
Tare Weight	1.5795
Wet Weight + Tare	44.9537
Dry Weight + Tare	33.9960

Test Sample	Initials JS
Container No.	208
Tare Weight	49.2068
Wet Weight + Tare	197.6510
Dry Weight + Tare	149.6786

SIEVE ANALYSIS

Initials DS

Sieve Size	Weight Retained
Tare	49.2203
4	
10	49.2578
18	49.5292
35	54.9913
60	126.7579
120	146.8328
230	148.6415
PAN	0.9281

Salt Correction

Tare Wt.	
Dry Sample	
Correction (x 50)	

PIPETTE ANALYSIS

Initials GS

10/16/2007

Temp:23

Tare ID	Tare Wt	Dry Wt & Tare	TIME
G-2-1	1.4991	1.7346	11:33:00
G-2-2	1.4799	1.6888	11:33:20
G-2-3	1.4968	1.6658	11:34:46
G-2-4	1.4742	1.6036	11:40:05
G-2-5	1.4711	1.5762	12:01:18
G-2-6	1.4733	1.5547	13:26:00
G-2-7	1.4804	1.5365	[redacted]

PIPETTE GRAIN SIZE ANALYSIS

Job No. LR71 ARI Sample No. G-3 Client Sample No. _____

Set-up Date: 10/10/07 Sample Description: _____

Calgon Batch # _____ Sieve Set # 1 Date Sieved: 10/12/07

SOLIDS CONTENT

Moisture Content	Initials GS
Container No.	202
Tare Weight	1.5816
Wet Weight + Tare	49.4229
Dry Weight + Tare	37.2657

Test Sample	Initials GS
Container No.	202
Tare Weight	49.9297
Wet Weight + Tare	198.1877
Dry Weight + Tare	149.8296

SIEVE ANALYSIS

Initials DS

Sieve Size	Weight Retained
Tare	49.9430
4	49.9960
10	49.9992
18	50.3503
35	56.1342
60	127.5748
120	147.2451
230	148.9889
PAN	0.7467

Salt Correction

Wt.	
- Dry Sample	
orrection (x 50)	

10/16/2007

Temp:23

PIPETTE ANALYSIS

Initials GS

Tare ID	Tare Wt	Dry Wt & Tare	TIME
G-3-1	1.4723	1.7093	11:36:00
G-3-2	1.4850	1.6956	11:36:20
G-3-3	1.4952	1.6504	11:37:46
G-3-4	1.4877	1.6207	11:43:05
G-3-5	1.482931	1.5887	12:04:18
G-3-6	1.4931	1.5725	13:29:00
G-3-7	1.4931	1.5475	[redacted]

PIPETTE GRAIN SIZE ANALYSIS

Job No. LR71 ARI Sample No. A Client Sample No. AN-SS-01-070927

Set-up Date: 10/10/07 Sample Description: Sandy silt, wood chunks, gravel, shell fragments

Calgon Batch # _____ Sieve Set # 1 Date Sieved: 10/12/07

SOLIDS CONTENT

Moisture Content	Initials GS
Container No.	222
Tare Weight	1.5535
Wet Weight + Tare	73.4546
Dry Weight + Tare	39.8654

Test Sample	Initials GS
Container No.	227
Tare Weight	49.7188
Wet Weight + Tare	130.6892
Dry Weight + Tare	82.0172

SIEVE ANALYSIS
Initials DS

Sieve Size	Weight Retained
Tare	49.7469
4	56.7762
10	60.8703
18	62.2400
35	63.4789
60	65.5930
120	68.2130
230	79.1362
PAN	3.0223

Salt Correction

	Wt.
10/16/2007	Dry Sample
Temp:23	orrection (x 50)

PIPETTE ANALYSIS
Initials GS

Tare ID	Tare Wt	Dry Wt & Tare	TIME
A-1	1.5517	1.8255	11:39:00
A-2	1.5052	1.6781	11:40:46
A-3	1.5135	1.6348	11:46:05
A-4	1.5186	1.6120	12:07:18
A-5	1.5574	1.6328	13:32:00
A-6	1.5065	1.5663	[redacted]
A-7	1.4986	1.5451	[redacted]

PIPETTE GRAIN SIZE ANALYSIS

Job No. LB71 ARI Sample No. B Client Sample No. AN-SS-02-07-0927

Set-up Date: 10/10/07 Sample Description: Silty sand & fine organics, Wood chunks, shell fragments

Calgon Batch # _____ Sieve Set # 2 Date Sieved: 10/12/07

SOLIDS CONTENT

Moisture Content	Initials gs
Container No.	205
Tare Weight	1.5812
Wet Weight + Tare	60.9899
Dry Weight + Tare	33.0790

Test Sample	Initials gs
Container No.	205
Tare Weight	50.3353
Wet Weight + Tare	122.3484
Dry Weight + Tare	79.7622

SIEVE ANALYSIS

Initials DS

Sieve Size	Weight Retained
Tare	50.3768
4	50.6230
10	53.1313
18	54.8360
35	56.4366
60	61.4856
120	76.7251
230	79.2206
PAN	0.6335

Salt Correction

Tare Wt.	
Dry Sample	
rrection (x 50)	

10/16/2007

Temp:23

PIPETTE ANALYSIS

Initials GS

Tare ID	Tare Wt	Dry Wt & Tare	TIME
B-1	1.4961	1.6993	11:42:00
B-2	1.5001	1.6861	11:42:20
B-3	1.4944	1.6368	11:43:46
B-4	1.4902	1.5935	11:49:05
B-5	1.4928	1.5715	12:10:18
B-6	1.4767	1.5389	13:35:00
B-7	1.4723	1.5206	[redacted]

PIPETTE GRAIN SIZE ANALYSIS

Job No. LR71 ARI Sample No. C Client Sample No. AN-SS-03-070928

Set-up Date: 10/10/07 Sample Description: Silty sand, organics, shell fragments

Calgon Batch # _____ Sieve Set # 1 Date Sieved: 10/12/07

SOLIDS CONTENT

Moisture Content	Initials GS
Container No.	149
Tare Weight	~~1.5957~~ 1.5566
Wet Weight + Tare	~~46.3019~~ 59.2952
Dry Weight + Tare	~~53.4571~~ 41.0207

Test Sample	Initials GS
Container No.	149
Tare Weight	49.9002
Wet Weight + Tare	164.0920
Dry Weight + Tare	119.5230

SIEVE ANALYSIS
Initials DS

Sieve Size	Weight Retained
Tare	49.9370
4	50.6936
10	53.3524
18	55.6051
35	57.7302
60	72.5242
120	108.3154
230	117.3843
PAN	2.1593

Salt Correction

Wt.	
+ Dry Sample	
orrection (x 50)	

10/16/2007

Temp:23

PIPETTE ANALYSIS
Initials GS

Tare ID	Tare Wt	Dry Wt & Tare	TIME
C-1	1.4707	1.6788	11:45:00
C-2	1.4831	1.6297	11:45:20
C-3	1.4790	1.5854	11:46:46
C-4	1.5163	1.5987	11:52:05
C-5	1.5018	1.5691	12:13:18
C-6	1.5013	1.5560	13:38:00
C-7	1.4956	1.5399	[redacted]

PIPETTE GRAIN SIZE ANALYSIS

Job No. LR71 ARI Sample No. D Client Sample No. AN-SS-07-070928

Set-up Date: 10/10/07 Sample Description: Silty Sand, Shell fragments

Calgon Batch # _____ Sieve Set # 2 Date Sieved: 10/12/07

SOLIDS CONTENT

Moisture Content	Initials GS
Container No.	189
Tare Weight	1.5844
Wet Weight + Tare	95.1141
Dry Weight + Tare	90.5037

Test Sample	Initials GS
Container No.	189
Tare Weight	49.8966
Wet Weight + Tare	185.4361
Dry Weight + Tare	139.7308

SIEVE ANALYSIS

Initials DS

Sieve Size	Weight Retained
Tare	49.9410
4	53.3384
10	56.8322
18	59.6410
35	65.3936
60	82.9236
120	118.5748
230	138.1089
PAN	1.6029

Salt Correction

	Wt.
	Dry Sample
	orrection (x 50)

10/16/2007

Temp:23

PIPETTE ANALYSIS

Initials GS

Tare ID	Tare Wt	Dry Wt & Tare	TIME
D-1	1.4879	1.6479	11:48:00
D-2	1.4979	1.6236	11:48:20
D-3	1.4932	1.5968	11:49:46
D-4	1.4763	1.5575	11:55:05
D-5	1.4706	1.5380	12:16:18
D-6	1.4751	1.5311	13:41:00
D-7	1.4692	1.5146	[redacted]

PIPETTE GRAIN SIZE ANALYSIS

Job No. LR71 ARI Sample No. E Client Sample No. AN-SS-10-070928

Set-up Date: 10/10/07 Sample Description: Silty Sandy Gravel, Shell fragments

Calgon Batch # _____ Sieve Set # 1 Date Sieved: 10/12/07

SOLIDS CONTENT

Moisture Content	Initials gs
Container No.	223
Tare Weight	1.5864
Wet Weight + Tare	110.6912
Dry Weight + Tare	89.2138

Test Sample	Initials gs
Container No.	223
Tare Weight	49.6536
Wet Weight + Tare	201.1109
Dry Weight + Tare	159.8639

SIEVE ANALYSIS

Initials DS

Sieve Size	Weight Retained
Tare	49.6852
4	90.6260
10	101.8492
18	109.2959
35	117.8279
60	138.0031
120	152.3435
230	158.2232
PAN	1.6624

Salt Correction

Wt.	
Dry Sample	
orrection (x 50)	

10/16/2007

Temp:23

PIPETTE ANALYSIS

Initials GS

Tare ID	Tare Wt	Dry Wt & Tare	TIME
E-1	1.4778	1.6950	11:51:00
E-2	1.47875	1.6483	11:51:20
E-3	1.4758	1.6008	11:52:46
E-4	1.4902	1.5866	11:58:05
E-5	1.4980	1.5742	12:19:18
E-6	1.4951	1.5540	13:44:00
E-7	1.4893	1.5339	[redacted]

PIPETTE GRAIN SIZE ANALYSIS

Job No. LR71 ARI Sample No. F Client Sample No. AN-SS-11-070928

Set-up Date: 10/10/07 Sample Description: Silty Sand, Shell Fragments

Calgon Batch # _____ Sieve Set # 2 Date Sieved: 10/12/07

SOLIDS CONTENT

Moisture Content	Initials gs
Container No.	102
Tare Weight	1.5837
Wet Weight + Tare	82.7872
Dry Weight + Tare	54.1688

Test Sample	Initials gs
Container No.	102
Tare Weight	49.9049
Wet Weight + Tare	201.1099
Dry Weight + Tare	137.0115

SIEVE ANALYSIS

Initials DS

Sieve Size	Weight Retained
Tare	49.9888
4	52.3926
10	56.0753
18	58.3207
35	60.2128
60	78.1486
120	114.4039
230	131.8207
PAN	5.3552

Salt Correction

Tare Wt.	
Dry Sample	
Correction (x 50)	

10/16/2007

Temp:23

PIPETTE ANALYSIS

Initials GS

Tare ID	Tare Wt	Dry Wt & Tare	TIME
F-1	1.4898	1.7981	11:54:00
F-2	1.4699	1.6501	11:54:20
F-3	1.4758	1.5973	11:55:46
F-4	1.4812	1.5757	12:01:05
F-5	1.4968	1.5735	12:22:18
F-6	1.5168	1.5804	13:47:00
F-7	1.5205	1.5729	[redacted]

PIPETTE GRAIN SIZE ANALYSIS

Job No. LR71 ARI Sample No. H Client Sample No. AN-SS-04

Set-up Date: 10/10/07 Sample Description: Silty Sandy Gravel

Calgon Batch # _____ Sieve Set # 2 Date Sieved: 10/12/07

SOLIDS CONTENT

Moisture Content	Initials gs
Container No.	150
Tare Weight	1.4757
Wet Weight + Tare	84.6585
Dry Weight + Tare	59.7563

Test Sample	Initials gs
Container No.	150
Tare Weight	50.0106
Wet Weight + Tare	194.0266
Dry Weight + Tare	141.5503

SIEVE ANALYSIS

Initials DS

Sieve Size	Weight Retained
Tare	50.0575
4	75.2541
10	92.8729
18	108.2673
35	127.3193
60	136.5939
120	139.5259
230	140.9376
PAN	1.6365

Salt Correction

Tare Wt.	
+ Dry Sample	
Correction (x 50)	

10/16/2007

Temp:23

PIPETTE ANALYSIS

Initials GS

Tare ID	Tare Wt	Dry Wt & Tare	TIME
H-1	1.5162	1.7111	11:57:00
H-2	1.5128	1.6809	11:57:20
H-3	1.5159	1.6538	11:58:46
H-4	1.4972	1.6047	12:04:05
H-5	1.5016	1.5830	12:25:18
H-6	1.5029	1.5653	13:50:00
H-7	1.4875	1.5349	[redacted]

(GS)

PIPETTE GRAIN SIZE ANALYSIS

Job No. LR71 ARI Sample No. I Client Sample No. AN-SS-05

Set-up Date: 10/10/07 Sample Description: Silty sand, wood chunks

Calgon Batch # _____ Sieve Set # 1 Date Sieved: 10/12/07

SOLIDS CONTENT

Moisture Content	Initials GS
Container No.	138
Tare Weight	1.4831
Wet Weight + Tare	79.5078
Dry Weight + Tare	50.2216

Test Sample	Initials JS
Container No.	138
Tare Weight	50.8116
Wet Weight + Tare	103.2728
Dry Weight + Tare	116.8265

SIEVE ANALYSIS

Initials DS

Sieve Size	Weight Retained
Tare	50.8540
4	52.2045
10	53.9510
18	55.0486
35	57.5210
60	83.0558
120	113.2030
230	116.2137
PAN	0.6675

Salt Correction

– Wt.	
+ Dry Sample	
Correction (x 50)	

10/16/2007

Temp:23

PIPETTE ANALYSIS

Initials GS

Tare ID	Tare Wt	Dry Wt & Tare	TIME
I-1	1.4666	1.5876	12:00:00
I-2	1.4721	1.5727	12:00:20
I-3	1.4904	1.5724	12:01:46
I-4	1.4788	1.5433	12:07:05
(TW) I-5	1.4773	1.5317	12:28:18
I-6	1.4952	1.5413	13:53:00
I-7	1.4962	1.5360	[redacted]
			[redacted]

PIPETTE GRAIN SIZE ANALYSIS

Job No. LR71 ARI Sample No. J Client Sample No. AN-5506

Set-up Date: 10/10/07 Sample Description: Silty Sand, Gravel, Shell fragments

Calgon Batch # _____ Sieve Set # 1 Date Sieved: 10/12/07

SOLIDS CONTENT

Moisture Content	Initials GS
Container No.	214
Tare Weight	1.5889
Wet Weight + Tare	86.2359
Dry Weight + Tare	67.8179

Test Sample	Initials GS
Container No.	214
Tare Weight	50.2894
Wet Weight + Tare	202.5945
Dry Weight + Tare	168.9612

SIEVE ANALYSIS
Initials DS

Sieve Size	Weight Retained
Tare	50.3191
4	99.0515
10	111.1486
18	125.4291
35	143.3548
60	161.6814
120	167.2866
230	168.4951
PAN	0.5004

Salt Correction

Tare Wt.	
Dry Sample	
Correction (x 50)	

10/16/2007

Temp:23

PIPETTE ANALYSIS
Initials GS

Tare ID	Tare Wt	Dry Wt & Tare	TIME
J-1	1.5027	1.6028	12:18:00
			12:18:20
			12:19:46
			12:25:05
			12:46:18
			14:11:00
			[redacted]
			[redacted]

(GS)

PIPETTE GRAIN SIZE ANALYSIS

Job No. LRS71 ARI Sample No. K Client Sample No. AN-SS-08

Set-up Date: 10/10/07 Sample Description: Silty Sand, Wood chunks? debris

Calgon Batch # _____ Sieve Set # 2 Date Sieved: 10/12/07

SOLIDS CONTENT

Moisture Content	Initials GS
Container No.	177
Tare Weight	1.4748
Wet Weight + Tare	69.0438
Dry Weight + Tare	42.9424

Test Sample	Initials GS
Container No.	~~GS 50.5844~~ 177
Tare Weight	50.5844
Wet Weight + Tare	197.7729
Dry Weight + Tare	~~133.~~ 135.3071

SIEVE ANALYSIS

Initials DS

Sieve Size	Weight Retained
Tare	50.6998
4	51.4742
10	54.0756
18	56.6593
35	60.9519
60	76.8846
120	121.3624
230	134.3110
PAN	1.2259

Salt Correction

10/16/2007	/t.
Temp:23	Dry Sample
	rrection (x 50)

PIPETTE ANALYSIS

Initials GS

Tare ID	Tare Wt	Dry Wt & Tare	TIME
K-1	1.5166	1.6469	12:03:00
K-2	1.4865	1.5879	12:03:20
K-3	1.4948	1.5742	12:04:46
K-4	1.4940	1.5577	12:10:05
K-5	1.4852	1.5403	12:31:18
K-6	1.4710	1.5186	13:56:00
K-7	1.4910	1.5342	[redacted]

PIPETTE GRAIN SIZE ANALYSIS

Job No. LR71 ARI Sample No. L Client Sample No. AN-SS-09

Set-up Date: 10/10/07 Sample Description: Sandy Gravel & Wood chunks

Calgon Batch # _____ Sieve Set # 1 Date Sieved: 10/12/07

SOLIDS CONTENT

Moisture Content	Initials gs
Container No.	182
Tare Weight	~~1.4774~~ 1.5239
Wet Weight + Tare	~~65.7701~~ 39.2426
Dry Weight + Tare	~~48.3409~~ 30.0805

Test Sample	Initials gs
Container No.	182
Tare Weight	51.0549
Wet Weight + Tare	~~703.5167~~ 206.28
Dry Weight + Tare	169.2866

SIEVE ANALYSIS

Initials DS

Sieve Size	Weight Retained
Tare	51.0785
4	90.5159
10	118.3436
18	130.7959
35	139.1408
60	150.7426
120	165.6403
230	168.5539
PAN	0.9106

Salt Correction

Wt.	
Dry Sample	
orrection (x 50)	

PIPETTE ANALYSIS

Initials GS

10/16/2007

Temp:23

Tare ID	Tare Wt	Dry Wt & Tare	TIME
L-1	1.4962	1.5648	12:21:00
			12:21:20
			12:22:46
			12:28:05
			12:49:18
			14:14:00
			17:47:00
			10:57:00

Pore Water Extraction

Job #: LR71 Date: 10/1/07 Technician: TM Analytes: AMMONIA/SULFIDE

Aerobic ( )
Anaeorobic (X)

Filtered ( )
Filter Material:
Filter Size:

Volume Required: ~60 mL

Tech Initials:	Witness Initials:
TBT Spike ID:	Amount Spiked:
Amount Sea H20 used:	

Centrifugation 1:	Speed:	1200	Temp:	4°C	Duration:	30 MIN	O2 Level:	Ø
Centrifugation 2:	Speed:	7000	Temp:	4°C	Duration:	15 MIN	O2 Level:	Ø

Centrifugation 1

Client Sample ID	REGL ID	Start Time	Estimated Recovery
	A	14:00	125
	B	14:00	150
	C	14:00	125
	D	14:00	100

Centrifugation 2

Client Sample ID	REGL ID	Start Time	Estimated Recovery	Decant Time
	A	15:45	125	16:05
	B	15:45	150	1605
	C	15:45	125	1605
	D	15:45	100	1605

Notes:

Pore Water Extraction

Job #: LR71 Date: 10/1/07 Technician: tm Analytes: AMMONIA/SULFIDE

Aerobic ( )
Anaeorobic X

Filtered ( )
Filter Material:
Filter Size:

Volume Required: ~60ml

Tech Initials:	Witness Initials:
TBT Spike ID:	Amount Spiked:
Amount Sea H20 used:	

Centrifugation 1:	Speed:	1200	Temp:	4°C	Duration:	30MIN	O2 Level:	Ø
Centrifugation 2:	Speed:	2000	Temp:	4°C	Duration: (tm)	15MIN	O2 Level:	Ø

Centrifugation 1

Client Sample ID	REGL ID	Start Time	Estimated Recovery
	E	15:20	60
	F	15:20	80
	G	15:20	65
	H	15:20	20

Centrifugation 2

Client Sample ID	REGL ID	Start Time	Estimated Recovery	Decant Time
	E	16:00	60	1620
	F	16:00	80	1620
	G	16:15	65	1630
	H	16:15	20	1630

Notes:

Pore Water Extraction

Job #: LR71 Date: 10/2/07 Technician: JM Analytes: AMMONIA / SULFIDE

Aerobic ( )
Anaeorobic (X)

Filtered ( )
Filter Material: _____
Filter Size: _____

Volume Required: ~60 mL

Tech Initials: _____ Witness Initials: _____
TBT Spike ID: _____ Amount Spiked: _____
Amount Sea H20 used:

Centrifugation 1:	Speed:	1200	Temp:	4°C	Duration:	30 MIN	O2 Level:	Ø
Centrifugation 2:	Speed:	7000	Temp:	4°C	Duration:	15 MIN	O2 Level:	Ø

Centrifugation 1

Client Sample ID	REGL ID	Start Time	Estimated Recovery
	I	13:15	55
	J	13:15	80 *
	K	13:15	0
	L	13:15	10

Centrifugation 2

Client Sample ID	REGL ID	Start Time	Estimated Recovery	Decant Time
	I	14:30		15:10
	J	14:30		15:10
	~~K~~			
	L	14:30		15:10

Notes:

* J - LIVE WORMS IN SAMPLE

1571