Semivolatile Organics
Standard Raw Data

prepared
for

ANCHOR ENVIRONMENTAL

Project : KIMBERLY CLARK ANACORTES

ARI JOB NO. LR71

prepared
by

Analytical Resources, Inc.

6B

SEMIVOLATILE 8270-C INITIAL CALIBRATION DATA

Lab Name: ANALYTICAL RESOURCES, INC Client: ANCHOR

ARI Job No: LR71 Project: KIMBERLY CLARK ANACO

Instrument ID: NT6 Calibration Date: 09/29/07

LAB FILE ID: RRF1 =0011001 RRF5 =0051001 RRF10 =0101001
RRF25 =0251001 RRF40 =0401001 RRF80 =0801001

COMPOUND	RRF 1	RRF 5	RRF 10	RRF 25	RRF 40	RRF 80	___ RRF	%RSD /R^2	
Phenol	2.118	2.261	2.316	2.431	2.547	2.327	2.333	6.3	*
Bis(2-Chloroethyl)ether	1.612	1.637	1.576	1.536	1.543	1.556	1.577	2.6	
2-Chlorophenol	1.401	1.395	1.356	1.398	1.434	1.437	1.404	2.1	
1,3-Dichlorobenzene	1.538	1.597	1.558	1.546	1.568	1.550	1.560	1.3	
1,4-Dichlorobenzene	1.544	1.675	1.611	1.612	1.638	1.569	1.608	2.9	*
1,2-Dichlorobenzene	1.524	1.579	1.436	1.500	1.548	1.489	1.513	3.3	
Benzyl alcohol	0.758	0.913	0.916	0.915	0.961	1.009	0.912	9.2	
2,2'-oxybis(1-Chloropropane)	1.460	1.465	1.368	1.450	1.411	1.576	1.455	4.8	
2-Methylphenol	1.205	1.329	1.322	1.379	1.400	1.411	1.341	5.7	
Hexachloroethane	0.671	0.748	0.717	0.699	0.722	0.705	0.710	3.6	
N-Nitroso-di-n-propylamine	1.523	1.458	1.412	1.363	1.359	1.322	1.406	5.3	~
4-Methylphenol	1.208	1.394	1.379	1.446	1.480	1.521	1.405	7.8	
Nitrobenzene	0.694	0.753	0.706	0.667	0.676	0.643	0.690	5.5	
Isophorone	1.058	1.065	1.015	1.003	1.000	0.952	1.016	4.1	
2-Nitrophenol		0.231	0.217	0.229	0.232	0.245	0.231	4.3	*
2,4-Dimethylphenol	0.491	0.532	0.542	0.526	0.547	0.526	0.527	3.8	
Bis(2-Chloroethoxy)methane	0.542	0.567	0.563	0.563	0.572	0.570	0.563	1.9	
2,4-Dichlorophenol		0.323	0.326	0.353	0.361	0.383	0.349	7.2	*
1,2,4-Trichlorobenzene	0.443	0.428	0.415	0.419	0.425	0.426	0.426	2.2	
Naphthalene	1.237	1.236	1.234	1.261	1.310	1.119	1.233	5.1	
Benzoic acid		0.317	0.337	0.367	0.377	0.401	0.360	9.3	
4-Chloroaniline		0.463	0.463	0.476	0.482	0.500	0.477	3.3	
Hexachlorobutadiene	0.278	0.292	0.291	0.278	0.287	0.277	0.284	2.4	*
4-Chloro-3-methylphenol		0.396	0.398	0.411	0.422	0.413	0.408	2.6	*
2-Methylnaphthalene	0.603	0.624	0.626	0.621	0.629	0.614	0.620	1.5	
Hexachlorocyclopentadiene		0.369	0.402	0.459	0.494	0.496	0.444	12.7	~
2,4,6-Trichlorophenol		0.448	0.477	0.495	0.533	0.516	0.494	6.7	*
2,4,5-Trichlorophenol		0.444	0.442	0.484	0.509	0.512	0.478	7.1	
2-Chloronaphthalene	1.394	1.335	1.308	1.299	1.368	1.323	1.338	2.7	
2-Nitroaniline		0.610	0.619	0.584	0.604	0.579	0.599	2.8	
Acenaphthylene	2.064	2.069	2.016	2.074	2.171	1.910	2.051	4.2	
Dimethylphthalate	1.379	1.376	1.334	1.343	1.359	1.332	1.354	1.5	
2,6-Dinitrotoluene		0.303	0.315	0.342	0.365	0.359	0.337	8.0	
Acenaphthene	1.329	1.281	1.266	1.285	1.324	1.281	1.294	2.0	*
3-Nitroaniline		0.302	0.305	0.325	0.325	0.351	0.322	6.1	
2,4-Dinitrophenol		0.138	0.184	0.271	0.324	0.329	0.249	34.3	~
Dibenzofuran	1.853	1.846	1.802	1.792	1.835	1.753	1.814	2.1	

* Compounds with maximum %RSD = 30%

~ Compounds with minimum average RRF = .05

<- Outside QC limits

FORM VI SV-1

SEMIVOLATILE 8270-C INITIAL CALIBRATION DATA

Lab Name: ANALYTICAL RESOURCES, INC Client: ANCHOR

ARI Job No: LR71 Project: KIMBERLY CLARK ANACO

Instrument ID: NT6 Calibration Date: 09/29/07

LAB FILE ID: RRF1 =0011001 RRF5 =0051001 RRF10 =0101001
RRF25 =0251001 RRF40 =0401001 RRF80 =0801001

COMPOUND	RRF 1	RRF 5	RRF 10	RRF 25	RRF 40	RRF 80	___ RRF	%RSD /R^2	
4-Nitrophenol		0.283	0.300	0.288	0.323	0.276	0.294	6.3	~
2,4-Dinitrotoluene		0.402	0.391	0.404	0.426	0.424	0.409	3.7	
Fluorene	1.422	1.400	1.370	1.454	1.560	1.386	1.432	4.8	
4-Chlorophenyl-phenylether	0.777	0.796	0.768	0.790	0.850	0.807	0.798	3.7	
Diethylphthalate	1.423	1.400	1.349	1.338	1.382	1.319	1.368	2.9	
4-Nitroaniline		0.261	0.273	0.290	0.303	0.312	0.288	7.3	
4,6-Dinitro-2-methylphenol		0.175	0.188	0.208	0.216	0.225	0.202	10.2	
N-Nitrosodiphenylamine (1)	0.545	0.518	0.484	0.488	0.489	0.535	0.510	5.2	
4-Bromophenyl-phenylether	0.259	0.280	0.280	0.273	0.276	0.292	0.277	3.9	
Hexachlorobenzene	0.299	0.282	0.271	0.272	0.275	0.290	0.282	3.9	
Pentachlorophenol		0.161	0.168	0.170	0.192	0.194	0.177	8.4	*
Phenanthrene	1.355	1.290	1.268	1.263	1.293	1.230	1.283	3.3	
Anthracene	1.313	1.285	1.261	1.287	1.320	1.243	1.285	2.3	
Carbazole	1.190	1.092	1.112	1.140	1.197	1.126	1.143	3.7	
Di-n-butylphthalate	1.414	1.329	1.334	1.298	1.379	1.242	1.333	4.5	
Fluoranthene	1.525	1.419	1.460	1.467	1.597	1.336	1.467	6.1	*
Pyrene	1.558	1.529	1.423	1.383	1.369	1.356	1.436	6.0	
Butylbenzylphthalate	0.683	0.638	0.646	0.616	0.628	0.577	0.631	5.5	
Benzo(a)anthracene	1.639	1.541	1.589	1.592	1.617	1.424	1.567	4.9	
3,3'-Dichlorobenzidine		0.629	0.637	0.656	0.661	0.623	0.641	2.6	
Chrysene	1.484	1.387	1.409	1.416	1.423	1.329	1.408	3.6	
bis(2-Ethylhexyl)phthalate	0.758	0.620	0.579	0.588	0.569	0.515	0.605	13.7	
Di-n-octylphthalate	1.355	1.262	1.172	1.122	1.070	0.941	1.154	12.6	*
Benzo(b)fluoranthene	1.366	1.356	1.458	1.378	1.577	1.482	1.436	6.0	
Benzo(k)fluoranthene	1.586	1.561	1.508	1.598	1.588	1.273	1.519	8.2	
Benzo(a)pyrene	1.354	1.285	1.281	1.327	1.372	1.291	1.318	2.9	*
Indeno(1,2,3-cd)pyrene	1.447	1.496	1.491	1.576	1.629	1.742	1.564	7.0	
Dibenzo(a,h)anthracene	1.176	1.239	1.251	1.335	1.417	1.464	1.314	8.5	
Benzo(g,h,i)perylene	1.447	1.496	1.491	1.576	1.629	1.742	1.564	7.0	
N-Nitrosodimethylamine		1.169	1.158	1.152	1.129	1.117	1.145	1.9	
Aniline		2.665	2.618	2.697	2.789	2.622	2.678	2.6	
Benzidine		0.805	0.749	0.602	0.643	0.558	0.671	15.3	
Pyridine		1.709	1.707	1.724	1.690	1.645	1.695	1.8	
1-methylnaphthalene	0.618	0.620	0.615	0.611	0.628	0.614	0.618	1.0	
Azobenzene (1,2-DP-Hydrazine	2.052	2.119	2.035	1.971	2.007	1.769	1.992	6.0	
2-Fluorophenol		1.500	1.421	1.453	1.500	1.495	1.474	2.4	

(1) Cannot be seperated from Diphenylamine
* Compounds with maximum %RSD = 30%
~ Compounds with minimum average RRF = .05
<- Outside QC limits

6C

SEMIVOLATILE 8270-C INITIAL CALIBRATION DATA

Lab Name: ANALYTICAL RESOURCES, INC Client: ANCHOR

ARI Job No: LR71 Project: KIMBERLY CLARK ANACO

Instrument ID: NT6 Calibration Date: 09/29/07

LAB FILE ID: RRF1 =0011001 RRF5 =0051001 RRF10 =0101001
RRF25 =0251001 RRF40 =0401001 RRF80 =0801001

COMPOUND	RRF 1	RRF 5	RRF 10	RRF 25	RRF 40	RRF 80	___ RRF	%RSD /R^2
Phenol-d5		1.820	1.775	1.898	1.955	1.965	1.883	4.4
2-Chlorophenol-d4		1.239	1.203	1.251	1.269	1.307	1.254	3.1
1,2-Dichlorobenzene-d4		0.962	0.891	0.912	0.956	0.981	0.940	4.0
Nitrobenzene-d5		0.686	0.642	0.626	0.644	0.614	0.642	4.3
2-Fluorobiphenyl		1.610	1.506	1.538	1.611	1.521	1.557	3.2
2,4,6-Tribromophenol		0.188	0.179	0.194	0.200	0.208	0.194	5.7
Terphenyl-d14		0.942	0.884	0.880	0.886	0.902	0.899	2.9

* Compounds with maximum %RSD = 30%

~ Compounds with minimum average RRF = .05

<- Outside QC limits

FORM VI SV-3

Analytical Resources, Inc.

INITIAL CALIBRATION DATA

Start Cal Date : 29-SEP-2007 14:57
End Cal Date : 01-OCT-2007 13:47
Quant Method : ISTD
Origin : Disabled
Target Version : 3.50
Integrator : HP RTE
Method file : /chem1/nt6.i/20071001.b/SW846.m
Cal Date : 01-Oct-2007 16:04 jeff
Curve Type : Average

Calibration File Names:
Level 1: /chem1/nt6.i/20071001.b/0011001.d
Level 2: /chem1/nt6.i/20071001.b/0051001.d
Level 3: /chem1/nt6.i/20071001.b/0101001.d
Level 4: /chem1/nt6.i/20071001.b/0251001.d
Level 5: /chem1/nt6.i/20071001.b/0401001.d
Level 6: /chem1/nt6.i/20071001.b/0801001.d

Compound	1.000 Level 1	5.000 Level 2	10.000 Level 3	25.000 Level 4	40.000 Level 5	80.000 Level 6	RRF	% RSD	
169 4-tert-Butylphenol	+++++	+++++	+++++	+++++	+++++	+++++	+++++	+++++	<-
170 N,N-Dimethylaniline	+++++	+++++	+++++	+++++	+++++	+++++	+++++	+++++	<-
171 2,3-Dimethylaniline	+++++	+++++	+++++	+++++	+++++	+++++	+++++	+++++	<-
172 2,4-Dimethylaniline	+++++	+++++	+++++	+++++	+++++	+++++	+++++	+++++	<-
173 2,5-Dimethylaniline	+++++	+++++	+++++	+++++	+++++	+++++	+++++	+++++	<-
174 2,6-Dimethylaniline	+++++	+++++	+++++	+++++	+++++	+++++	+++++	+++++	<-
175 3,4-Dimethylaniline	+++++	+++++	+++++	+++++	+++++	+++++	+++++	+++++	<-
176 3,5-Dimethylaniline	+++++	+++++	+++++	+++++	+++++	+++++	+++++	+++++	<-
177 p-Benzoquinone	+++++	+++++	+++++	+++++	+++++	+++++	+++++	+++++	<-
168 Pentachlorobenzene	+++++	+++++	+++++	+++++	+++++	+++++	+++++	+++++	<-
145 4,4'-DDE	+++++	+++++	+++++	+++++	+++++	+++++	+++++	+++++	<-
146 4,4'-DDD	+++++	+++++	+++++	+++++	+++++	+++++	+++++	+++++	<-
147 4,4'-DDT	+++++	+++++	+++++	+++++	+++++	+++++	+++++	+++++	<-
148 Dieldrin	+++++	+++++	+++++	+++++	+++++	+++++	+++++	+++++	<-
149 TCMX	+++++	+++++	+++++	+++++	+++++	+++++	+++++	+++++	<-
150 DCBP	+++++	+++++	+++++	+++++	+++++	+++++	+++++	+++++	<-
138 Chlorobenzilate	+++++	+++++	+++++	+++++	+++++	+++++	+++++	+++++	<-
139 Isodrin	+++++	+++++	+++++	+++++	+++++	+++++	+++++	+++++	<-
140 Diallate A	+++++	+++++	+++++	+++++	+++++	+++++	+++++	+++++	<-
141 Diallate B	+++++	+++++	+++++	+++++	+++++	+++++	+++++	+++++	<-
142 1,2-Dibromo-3-Chloropropane	+++++	+++++	+++++	+++++	+++++	+++++	+++++	+++++	<-

Analytical Resources, Inc.

INITIAL CALIBRATION DATA

Start Cal Date : 29-SEP-2007 14:57
End Cal Date : 01-OCT-2007 13:47
Quant Method : ISTD
Origin : Disabled
Target Version : 3.50
Integrator : HP RTE
Method file : /chem1/nt6.i/20071001.b/SW846.m
Cal Date : 01-Oct-2007 16:04 jeff
Curve Type : Average

Compound	1.000 Level 1	5.000 Level 2	10.000 Level 3	25.000 Level 4	40.000 Level 5	80.000 Level 6	RRF	% RSD	
135 2,3,5,6-Tetrachlorophenol	+++++	+++++	+++++	+++++	+++++	+++++	+++++	+++++	<-
136 2,3,4,5-tetrachlorophenol	+++++	+++++	+++++	+++++	+++++	+++++	+++++	+++++	<-
133 Butylatedhydroxytoluene	1.37392	1.38349	1.31823	1.31055	1.41931	1.24760	1.34218	4.615	
132 3,6-Dimethylphenanthrene	+++++	+++++	+++++	+++++	+++++	+++++	+++++	+++++	<-
131 1-Methylphenanthrene	+++++	+++++	+++++	+++++	+++++	+++++	+++++	+++++	<-
130 Dibenzothiophene	+++++	+++++	+++++	+++++	+++++	+++++	+++++	+++++	<-
129 1-Methylfluorene	+++++	+++++	+++++	+++++	+++++	+++++	+++++	+++++	<-
128 N-Hexadecane	+++++	+++++	+++++	+++++	+++++	+++++	+++++	+++++	<-
127 2-Isopropylnaphthalene	+++++	+++++	+++++	+++++	+++++	+++++	+++++	+++++	<-
126 N-Tetradecane	+++++	+++++	+++++	+++++	+++++	+++++	+++++	+++++	<-
144 alpha-Terpineol	0.34346	0.35939	0.37553	0.37474	0.39496	0.39647	0.37409	5.469	
125 Safrole	+++++	+++++	+++++	+++++	+++++	+++++	+++++	+++++	<-
124 3,4-Dimethylphenol	+++++	+++++	+++++	+++++	+++++	+++++	+++++	+++++	<-
123 Acetophenone	2.04028	2.07960	2.06867	2.01332	2.01962	1.95494	2.02940	2.212	
122 Furfuraldehyde	+++++	+++++	+++++	+++++	+++++	+++++	+++++	+++++	<-
143 1,4-Dioxane	0.71161	0.72186	0.69248	0.68908	0.66694	0.70535	0.69789	2.781	
121 Quinoline	+++++	+++++	+++++	+++++	+++++	+++++	+++++	+++++	<-
120 2,3,4,6-Tetrachlorophenol	+++++	+++++	+++++	+++++	+++++	+++++	+++++	+++++	<-
178 2-Benzyl-4-Chlorophenol	+++++	+++++	+++++	+++++	+++++	+++++	+++++	+++++	<-
119 7,12-Dimethylbenz(a)anthracen	+++++	+++++	+++++	+++++	+++++	+++++	+++++	+++++	<-
118 Triphenyl Phosphate	0.25432	0.23737	0.23441	0.23354	0.24331	0.22409	0.23784	4.291	
117 Butyl Diphenyl Phosphate	0.31803	0.28912	0.28801	0.28145	0.29866	0.29001	0.29421	4.384	
116 Dibutyl Phenyl Phosphate	0.69062	0.67355	0.66198	0.66570	0.71873	0.66653	0.67952	3.200	
115 Tributyl Phosphate	1.19543	1.18168	1.14483	1.16694	1.20833	1.16366	1.17681	1.959	
114 Beta-Pinene	+++++	+++++	+++++	+++++	+++++	+++++	+++++	+++++	<-
113 Diphenyl Oxide	+++++	+++++	+++++	+++++	+++++	+++++	+++++	+++++	<-
112 Biphenyl	+++++	+++++	+++++	+++++	+++++	+++++	+++++	+++++	<-
111 Azobenzene (1,2-DP-Hydrazine)	2.05227	2.11923	2.03485	1.97064	2.00685	1.76915	1.99216	6.023	
110 Tetrachloroguaiacol	+++++	+++++	+++++	+++++	+++++	+++++	+++++	+++++	<-

Analytical Resources, Inc.

INITIAL CALIBRATION DATA

Start Cal Date : 29-SEP-2007 14:57
End Cal Date : 01-OCT-2007 13:47
Quant Method : ISTD
Origin : Disabled
Target Version : 3.50
Integrator : HP RTE
Method file : /chem1/nt6.i/20071001.b/SW846.m
Cal Date : 01-Oct-2007 16:04 jeff
Curve Type : Average

	Compound	1.000 Level 1	5.000 Level 2	10.000 Level 3	25.000 Level 4	40.000 Level 5	80.000 Level 6	RRF	% RSD	
109	3,4,5-Trichloroguaiacol	+++++	+++++	+++++	+++++	+++++	+++++	+++++	+++++	<-
108	4,5,6-Trichloroguaiacol	+++++	+++++	+++++	+++++	+++++	+++++	+++++	+++++	<-
107	4,5-Dichloro-2-Methoxyphenol	+++++	+++++	+++++	+++++	+++++	+++++	+++++	+++++	<-
106	Guaiacol	+++++	+++++	+++++	+++++	+++++	+++++	+++++	+++++	<-
105	1-methylnaphthalene	0.61857	0.61954	0.61461	0.61088	0.62835	0.61442	0.61773	0.983	
151	1,2,4,5-Tetrachlorobenzene	+++++	+++++	+++++	+++++	+++++	+++++	+++++	+++++	<-
152	Benzo(e)pyrene	+++++	+++++	+++++	+++++	+++++	+++++	+++++	+++++	<-
153	Chlorpyrifos	+++++	+++++	+++++	+++++	+++++	+++++	+++++	+++++	<-
154	Diazinon	+++++	+++++	+++++	+++++	+++++	+++++	+++++	+++++	<-
155	Kelthane	+++++	+++++	+++++	+++++	+++++	+++++	+++++	+++++	<-
156	Methyl Parathion	+++++	+++++	+++++	+++++	+++++	+++++	+++++	+++++	<-
157	Ethyl Parathion	+++++	+++++	+++++	+++++	+++++	+++++	+++++	+++++	<-
158	Ethion	+++++	+++++	+++++	+++++	+++++	+++++	+++++	+++++	<-
159	4-Nonylphenol	+++++	+++++	+++++	+++++	+++++	+++++	+++++	+++++	<-
160	Tetraethyl Tin	+++++	+++++	+++++	+++++	+++++	+++++	+++++	+++++	<-
161	1,2,3-Trichloronaphthalene	+++++	+++++	+++++	+++++	+++++	+++++	+++++	+++++	<-
162	1,2,3,4-Tetrachloronapthalene	+++++	+++++	+++++	+++++	+++++	+++++	+++++	+++++	<-
163	1,2,3,5,8-Pentachloronaphthal	+++++	+++++	+++++	+++++	+++++	+++++	+++++	+++++	<-
164	1,2,3,4,6,7-Hexachloronaphtha	+++++	+++++	+++++	+++++	+++++	+++++	+++++	+++++	<-
165	1,2,3,4,5,6,7-Heptachloronaph	+++++	+++++	+++++	+++++	+++++	+++++	+++++	+++++	<-
166	Octachloronaphthalene	+++++	+++++	+++++	+++++	+++++	+++++	+++++	+++++	<-
167	2,2',4,4',5-Pentabromobipheny	+++++	+++++	+++++	+++++	+++++	+++++	+++++	+++++	<-
3	Phenol	2.11836	2.26069	2.31578	2.43068	2.54744	2.32690	2.33331	6.274	
4	Bis(2-Chloroethyl)ether	1.61188	1.63739	1.57611	1.53652	1.54262	1.55656	1.57685	2.553	
6	2-Chlorophenol	1.40150	1.39525	1.35551	1.39848	1.43440	1.43711	1.40371	2.134	
7	1,3-Dichlorobenzene	1.53822	1.59693	1.55855	1.54588	1.56841	1.55051	1.55975	1.345	
9	1,4-Dichlorobenzene	1.54430	1.67539	1.61136	1.61192	1.63842	1.56948	1.60848	2.921	
11	Benzyl alcohol	0.75829	0.91315	0.91658	0.91545	0.96138	1.00911	0.91233	9.240	
12	1,2-Dichlorobenzene	1.52413	1.57872	1.43630	1.49972	1.54809	1.48925	1.51270	3.278	

Analytical Resources, Inc.

INITIAL CALIBRATION DATA

Start Cal Date : 29-SEP-2007 14:57
End Cal Date : 01-OCT-2007 13:47
Quant Method : ISTD
Origin : Disabled
Target Version : 3.50
Integrator : HP RTE
Method file : /chem1/nt6.i/20071001.b/SW846.m
Cal Date : 01-Oct-2007 16:04 jeff
Curve Type : Average

Compound	1.000 Level 1	5.000 Level 2	10.000 Level 3	25.000 Level 4	40.000 Level 5	80.000 Level 6	RRF	% RSD
13 2-Methylphenol	1.20493	1.32933	1.32168	1.37907	1.39979	1.41098	1.34096	5.662
14 2,2'-oxybis(1-Chloropropane)	1.46015	1.46525	1.36797	1.45000	1.41145	1.57606	1.45514	4.789
15 4-Methylphenol	1.20806	1.39363	1.37866	1.44596	1.47967	1.52103	1.40450	7.821
16 N-Nitroso-di-n-propylamine	1.52312	1.45768	1.41233	1.36299	1.35906	1.32233	1.40625	5.272
17 Hexachloroethane	0.67138	0.74772	0.71713	0.69943	0.72203	0.70520	0.71048	3.585
19 Nitrobenzene	0.69432	0.75260	0.70581	0.66666	0.67595	0.64272	0.68968	5.489
20 Isophorone	1.05795	1.06463	1.01511	1.00310	1.00037	0.95209	1.01554	4.088
21 2-Nitrophenol	+++++	0.23066	0.21672	0.22919	0.23204	0.24463	0.23065	4.300
22 2,4-Dimethylphenol	0.49064	0.53161	0.54155	0.52551	0.54724	0.52550	0.52701	3.766
23 Bis(2-Chloroethoxy)methane	0.54216	0.56668	0.56342	0.56294	0.57172	0.57045	0.56290	1.912
24 Benzoic acid	+++++	0.31671	0.33675	0.36705	0.37672	0.40126	0.35970	9.269
25 2,4-Dichlorophenol	+++++	0.32318	0.32654	0.35282	0.36072	0.38329	0.34931	7.155
26 1,2,4-Trichlorobenzene	0.44292	0.42775	0.41541	0.41868	0.42478	0.42554	0.42584	2.244
28 Naphthalene	1.23746	1.23602	1.23404	1.26108	1.30965	1.11866	1.23282	5.100
29 4-Chloroaniline	+++++	0.46322	0.46270	0.47625	0.48196	0.50038	0.47690	3.258
30 Hexachlorobutadiene	0.27817	0.29235	0.29068	0.27854	0.28735	0.27708	0.28403	2.425
31 4-Chloro-3-methylphenol	+++++	0.39639	0.39786	0.41117	0.42155	0.41327	0.40805	2.626
32 2-Methylnaphthalene	0.60309	0.62424	0.62581	0.62087	0.62903	0.61362	0.61944	1.546
33 Hexachlorocyclopentadiene	+++++	0.36945	0.40196	0.45933	0.49442	0.49590	0.44421	12.733
34 2,4,6-Trichlorophenol	+++++	0.44851	0.47675	0.49507	0.53283	0.51559	0.49375	6.672
35 2,4,5-Trichlorophenol	+++++	0.44419	0.44225	0.48404	0.50874	0.51196	0.47824	7.057
37 2-Chloronaphthalene	1.39411	1.33497	1.30804	1.29915	1.36839	1.32263	1.33788	2.741
38 2-Nitroaniline	+++++	0.61023	0.61887	0.58402	0.60353	0.57931	0.59919	2.834
39 Dimethylphthalate	1.37881	1.37628	1.33365	1.34286	1.35904	1.33207	1.35379	1.534
40 Acenaphthylene	2.06448	2.06881	2.01655	2.07423	2.17132	1.90957	2.05083	4.178
41 2,6-Dinitrotoluene	+++++	0.30318	0.31507	0.34185	0.36499	0.35860	0.33674	7.993
43 3-Nitroaniline	+++++	0.30231	0.30490	0.32483	0.32501	0.35074	0.32156	6.068
44 Acenaphthene	1.32914	1.28128	1.26599	1.28514	1.32376	1.28091	1.29437	1.990
45 2,4-Dinitrophenol	+++++	0.13757	0.18442	0.27119	0.32447	0.32945	0.24942	34.283

BB 10/16/07

Analytical Resources, Inc.

INITIAL CALIBRATION DATA

Start Cal Date : 29-SEP-2007 14:57
End Cal Date : 01-OCT-2007 13:47
Quant Method : ISTD
Origin : Disabled
Target Version : 3.50
Integrator : HP RTE
Method file : /chem1/nt6.i/20071001.b/SW846.m
Cal Date : 01-Oct-2007 16:04 jeff
Curve Type : Average

Compound	1.000 Level 1	5.000 Level 2	10.000 Level 3	25.000 Level 4	40.000 Level 5	80.000 Level 6	RRF	% RSD
46 Dibenzofuran	1.85303	1.84622	1.80170	1.79154	1.83494	1.75294	1.81339	2.119
47 4-Nitrophenol	+++++	0.28296	0.30031	0.28772	0.32287	0.27585	0.29394	6.282
48 2,4-Dinitrotoluene	+++++	0.40228	0.39100	0.40377	0.42651	0.42440	0.40959	3.740
49 Fluorene	1.42232	1.40045	1.37019	1.45443	1.56048	1.38601	1.43231	4.840
50 Diethylphthalate	1.42342	1.40021	1.34903	1.33845	1.38151	1.31865	1.36855	2.915
51 4-Chlorophenyl-phenylether	0.77731	0.79621	0.76770	0.78988	0.85040	0.80738	0.79815	3.652
52 4-Nitroaniline	+++++	0.26078	0.27299	0.29024	0.30307	0.31190	0.28780	7.308
53 4,6-Dinitro-2-methylphenol	+++++	0.17470	0.18840	0.20785	0.21647	0.22539	0.20256	10.235
54 N-Nitrosodiphenylamine	0.54529	0.51818	0.48383	0.48800	0.48912	0.53482	0.50987	5.213
56 4-Bromophenyl-phenylether	0.25919	0.27998	0.28051	0.27334	0.27551	0.29233	0.27681	3.920
57 Hexachlorobenzene	0.29882	0.28253	0.27098	0.27258	0.27520	0.28968	0.28163	3.883
58 Pentachlorophenol	+++++	0.16126	0.16750	0.16955	0.19166	0.19357	0.17671	8.406
60 Phenanthrene	1.35502	1.29006	1.26832	1.26277	1.29293	1.23017	1.28321	3.260
61 Anthracene	1.31303	1.28514	1.26112	1.28662	1.32012	1.24323	1.28488	2.292
62 Carbazole	1.19021	1.09212	1.11190	1.13969	1.19717	1.12642	1.14292	3.713
63 Di-n-butylphthalate	1.41358	1.32903	1.33415	1.29854	1.37863	1.24198	1.33265	4.510
64 Fluoranthene	1.52538	1.41936	1.45952	1.46696	1.59732	1.33614	1.46745	6.083
65 Pyrene	1.55817	1.52908	1.42292	1.38326	1.36875	1.35633	1.43642	6.022
67 Butylbenzylphthalate	0.68318	0.63814	0.64606	0.61631	0.62852	0.57741	0.63160	5.527
68 Benzo(a)anthracene	1.63918	1.54083	1.58938	1.59227	1.61671	1.42380	1.56703	4.944
70 3,3'-Dichlorobenzidine	+++++	0.62875	0.63724	0.65631	0.66107	0.62331	0.64134	2.602
71 Chrysene	1.48451	1.38712	1.40879	1.41640	1.42341	1.32901	1.40821	3.598
72 bis(2-Ethylhexyl)phthalate	0.75804	0.61992	0.57932	0.58791	0.56861	0.51470	0.60475	13.651
73 Di-n-octylphthalate	1.35477	1.26215	1.17196	1.12176	1.06977	0.94131	1.15362	12.603
74 Benzo(b)fluoranthene	1.36594	1.35610	1.45759	1.37834	1.57673	1.48245	1.43619	5.993
75 Benzo(k)fluoranthene	1.58640	1.56144	1.50759	1.59848	1.58851	1.27315	1.51926	8.225
76 Benzo(a)pyrene	1.35386	1.28526	1.28122	1.32669	1.37253	1.29083	1.31840	2.937
78 Indeno(1,2,3-cd)pyrene	1.44690	1.49652	1.49061	1.57597	1.62934	1.74208	1.56357	6.993
79 Dibenzo(a,h)anthracene	1.17571	1.23911	1.25085	1.33532	1.41671	1.46428	1.31366	8.498

Analytical Resources, Inc.

INITIAL CALIBRATION DATA

Start Cal Date : 29-SEP-2007 14:57
End Cal Date : 01-OCT-2007 13:47
Quant Method : ISTD
Origin : Disabled
Target Version : 3.50
Integrator : HP RTE
Method file : /chem1/nt6.i/20071001.b/SW846.m
Cal Date : 01-Oct-2007 16:04 jeff
Curve Type : Average

	Compound	1.000 Level 1	5.000 Level 2	10.000 Level 3	25.000 Level 4	40.000 Level 5	80.000 Level 6	RRF	% RSD	
	80 Benzo(g,h,i)perylene	1.44690	1.49652	1.49061	1.57597	1.62934	1.74208	1.56357	6.993	
	90 N-Nitrosodimethylamine	+++++	1.16894	1.15797	1.15200	1.12889	1.11739	1.14504	1.859	
	91 Aniline	+++++	2.66483	2.61845	2.69712	2.78922	2.62225	2.67837	2.611	
	92 1,2-Diphenylhydrazine	+++++	+++++	+++++	+++++	+++++	+++++	+++++	+++++	<-
	93 Benzidine	+++++	0.80484	0.74894	0.60168	0.64316	0.55843	0.67141	15.305	<-
	96 p-Cymene	+++++	+++++	+++++	+++++	+++++	+++++	+++++	+++++	<-
	97 Caffeine	+++++	+++++	+++++	+++++	+++++	+++++	+++++	+++++	<-
	98 Retene	+++++	+++++	+++++	+++++	+++++	+++++	+++++	+++++	<-
	99 Perylene	+++++	+++++	+++++	+++++	+++++	+++++	+++++	+++++	<-
	100 3-beta-Coprostanol	+++++	+++++	+++++	+++++	+++++	+++++	+++++	+++++	<-
	101 Cholesterol	+++++	+++++	+++++	+++++	+++++	+++++	+++++	+++++	<-
	102 beta-Sitosterol	+++++	+++++	+++++	+++++	+++++	+++++	+++++	+++++	<-
	103 Pyridine	+++++	1.70911	1.70711	1.72379	1.69021	1.64464	1.69497	1.802	
$	1 2-Fluorophenol	+++++	1.49956	1.42130	1.45331	1.50011	1.49490	1.47384	2.393	
$	137 d8-1,4-Dioxane	+++++	0.73172	0.67928	0.69818	0.68363	0.70323	0.69921	2.960	
$	2 Phenol-d5	+++++	1.82020	1.77478	1.89858	1.95520	1.96492	1.88273	4.430	
$	5 2-Chlorophenol-d4	+++++	1.23940	1.20299	1.25131	1.26908	1.30700	1.25395	3.052	
$	10 1,2-Dichlorobenzene-d4	+++++	0.96152	0.89101	0.91189	0.95635	0.98085	0.94033	3.975	
$	18 Nitrobenzene-d5	+++++	0.68613	0.64217	0.62626	0.64439	0.61398	0.64259	4.251	
$	36 2-Fluorobiphenyl	+++++	1.61023	1.50634	1.53753	1.61081	1.52102	1.55719	3.206	
$	55 2,4,6-Tribromophenol	+++++	0.18851	0.17914	0.19402	0.20020	0.20834	0.19404	5.733	
$	66 Terphenyl-d14	+++++	0.94255	0.88382	0.88046	0.88649	0.90214	0.89909	2.856	
$	85 p-Cresol-d4	+++++	+++++	+++++	+++++	+++++	+++++	+++++	+++++	<-
$	86 Anthracene-d10	+++++	+++++	+++++	+++++	+++++	+++++	+++++	+++++	<-
$	87 Fluoranthene-d10	+++++	+++++	+++++	+++++	+++++	+++++	+++++	+++++	<-
$	88 Dibenz(a,h)anthracene-d14	+++++	+++++	+++++	+++++	+++++	+++++	+++++	+++++	<-
$	89 Diphenyl-d10	+++++	+++++	+++++	+++++	+++++	+++++	+++++	+++++	<-
$	95 D10-1-methylnaphthalene	+++++	+++++	+++++	+++++	+++++	+++++	+++++	+++++	<-

Analytical Resources, Inc.

Semivolatile Report SW846 Method 8270D

Data file : /chem1/nt6.i/20071001.b/0011001.d
Lab Smp Id: ABN 1 Client Smp ID: ABN 1
Inj Date : 01-OCT-2007 12:03
Operator : LJR/VTS Inst ID: nt6.i
Smp Info : ABN 1
Misc Info :
Comment : 1ul Injection
Method : /chem1/nt6.i/20071001.b/SW846.m
Meth Date : 01-Oct-2007 16:04 jeff Quant Type: ISTD
Cal Date : 01-OCT-2007 13:12 Cal File: 0051001.d
Als bottle: 3 Calibration Sample, Level: 1
Dil Factor: 1.00000
Integrator: HP RTE Compound Sublist: ICAL.sub
Target Version: 3.50

	Compounds	QUANT SIG MASS	RT	EXP RT	REL RT	RESPONSE	AMOUNTS CAL-AMT (ug/mL)	ON-COL (ug/mL)
$	1 2-Fluorophenol	112	6.574	6.575	(0.768)	14670	1.00000	0.9164
$	2 Phenol-d5	99	8.081	8.081	(0.944)	18320	1.00000	0.8959
	3 Phenol	94	8.097	8.097	(0.946)	23008	1.00000	0.9079
$	5 2-Chlorophenol-d4	132	8.252	8.252	(0.964)	13691	1.00000	1.005
	4 Bis(2-Chloroethyl)ether	93	8.209	8.209	(0.959)	17507	1.00000	1.022
	6 2-Chlorophenol	128	8.273	8.273	(0.966)	15222	1.00000	0.9984
	7 1,3-Dichlorobenzene	146	8.503	8.503	(0.993)	16707	1.00000	0.9862
*	8 1,4-Dichlorobenzene-d4	152	8.562	8.562	(1.000)	217225	20.0000	
	9 1,4-Dichlorobenzene	146	8.588	8.589	(1.003)	16773	1.00000	0.9601
$	10 1,2-Dichlorobenzene-d4	152	8.866	8.866	(1.036)	10325	1.00000	1.011(M)
	12 1,2-Dichlorobenzene	146	8.887	8.888	(1.038)	16554	1.00000	1.008
	11 Benzyl alcohol	108	8.829	8.824	(1.031)	8236	1.00000	0.8312
	14 2,2'-oxybis(1-Chloropropane)	45	9.090	9.091	(1.062)	15859	1.00000	1.003
	13 2-Methylphenol	108	9.042	9.043	(1.056)	13087	1.00000	0.8986
	17 Hexachloroethane	117	9.384	9.385	(1.096)	7292	1.00000	0.9450
	16 N-Nitroso-di-n-propylamine	70	9.299	9.305	(1.086)	16543	1.00000	1.083
	15 4-Methylphenol	108	9.272	9.272	(1.083)	13121	1.00000	0.8601
$	18 Nitrobenzene-d5	82	9.491	9.491	(0.893)	21932	1.00000	1.006
	19 Nitrobenzene	77	9.518	9.518	(0.895)	23555	1.00000	1.007
	20 Isophorone	82	9.902	9.903	(0.932)	35891	1.00000	1.042
	21 2-Nitrophenol	139	10.047	10.047	(0.945)	7031	1.00000	0.8986
	22 2,4-Dimethylphenol	107	10.127	10.127	(0.953)	16645	1.00000	0.9310
	23 Bis(2-Chloroethoxy)methane	93	10.287	10.287	(0.968)	18393	1.00000	0.9632
	24 Benzoic acid	105	10.218	10.255	(0.961)	16444	5.00000	1.348(M)
	25 2,4-Dichlorophenol	162	10.421	10.421	(0.980)	8934	1.00000	0.7539
	26 1,2,4-Trichlorobenzene	180	10.570	10.565	(0.994)	15026	1.00000	1.040
*	27 Naphthalene-d8	136	10.629	10.629	(1.000)	678504	20.0000	

	Compounds	QUANT SIG MASS	RT	EXP RT	REL RT	RESPONSE	AMOUNTS CAL-AMT (ug/mL)	AMOUNTS ON-COL (ug/mL)
	28 Naphthalene	128	10.661	10.661	(1.003)	41981	1.00000	1.004
	29 4-Chloroaniline	127	10.789	10.784	(1.015)	14145	1.00000	0.8743
	30 Hexachlorobutadiene	225	10.976	10.977	(1.033)	9437	1.00000	0.9794
	31 4-Chloro-3-methylphenol	107	11.591	11.586	(1.090)	13457	1.00000	0.9721(M)
	32 2-Methylnaphthalene	141	11.788	11.794	(1.109)	20460	1.00000	0.9736
	33 Hexachlorocyclopentadiene	237	12.178	12.179	(0.900)	4253	1.00000	0.5267
	34 2,4,6-Trichlorophenol	196	12.306	12.301	(0.910)	6268	1.00000	0.6983
	35 2,4,5-Trichlorophenol	196	12.365	12.360	(0.914)	9026	1.00000	1.038(M)
$	36 2-Fluorobiphenyl	172	12.435	12.435	(0.919)	28945	1.00000	1.022
	37 2-Chloronaphthalene	162	12.584	12.585	(0.930)	25344	1.00000	1.042
	38 2-Nitroaniline	65	12.803	12.804	(0.946)	10459	1.00000	0.9602
	39 Dimethylphthalate	163	13.172	13.172	(0.974)	25066	1.00000	1.018
	40 Acenaphthylene	152	13.273	13.274	(0.981)	37531	1.00000	1.007
	41 2,6-Dinitrotoluene	165	13.268	13.274	(0.981)	4919	1.00000	0.8035
*	42 Acenaphthene-d10	164	13.530	13.530	(1.000)	363588	20.0000	
	43 3-Nitroaniline	138	13.487	13.482	(0.997)	5759	1.00000	0.9852(M)
	44 Acenaphthene	153	13.578	13.578	(1.004)	24163	1.00000	1.027
	45 2,4-Dinitrophenol	184	13.658	13.658	(1.009)	873	5.00000	0.1925
	46 Dibenzofuran	168	13.840	13.840	(1.023)	33687	1.00000	1.022
	47 4-Nitrophenol	109	13.781	13.765	(1.019)	4816	1.00000	0.9012(M)
	48 2,4-Dinitrotoluene	165	13.909	13.909	(1.028)	7125	1.00000	0.9569
	50 Diethylphthalate	149	14.331	14.337	(1.059)	25877	1.00000	1.040
	49 Fluorene	166	14.406	14.406	(1.065)	25857	1.00000	0.9930
	51 4-Chlorophenyl-phenylether	204	14.422	14.422	(1.066)	14131	1.00000	0.9739
	52 4-Nitroaniline	138	14.491	14.486	(1.071)	4730	1.00000	0.9041
	53 4,6-Dinitro-2-methylphenol	198	14.566	14.572	(0.914)	5507	5.00000	0.9995
	54 N-Nitrosodiphenylamine	169	14.620	14.625	(0.917)	14832	1.00000	1.069
$	55 2,4,6-Tribromophenol	330	14.839	14.834	(1.097)	3486	1.00000	0.9882
	56 4-Bromophenyl-phenylether	248	15.218	15.218	(0.955)	7050	1.00000	0.9363
	57 Hexachlorobenzene	284	15.448	15.448	(0.969)	8128	1.00000	1.061
	58 Pentachlorophenol	266	15.741	15.742	(0.988)	3327	1.00000	0.6922
*	59 Phenanthrene-d10	188	15.939	15.939	(1.000)	544007	20.0000	
	60 Phenanthrene	178	15.976	15.977	(1.002)	36857	1.00000	1.056
	61 Anthracene	178	16.046	16.046	(1.007)	35715	1.00000	1.022
	62 Carbazole	167	16.324	16.319	(1.024)	32374	1.00000	1.041
	63 Di-n-butylphthalate	149	17.024	17.019	(1.068)	38450	1.00000	1.061
	64 Fluoranthene	202	17.942	17.943	(1.126)	41491	1.00000	1.039
	65 Pyrene	202	18.306	18.306	(0.901)	45394	1.00000	1.085
$	66 Terphenyl-d14	244	18.599	18.600	(0.916)	28744	1.00000	1.097
	67 Butylbenzylphthalate	149	19.470	19.471	(0.959)	19903	1.00000	1.082
	68 Benzo(a)anthracene	228	20.282	20.283	(0.999)	47754	1.00000	1.046
*	69 Chrysene-d12	240	20.309	20.309	(1.000)	582656	20.0000	
	70 3,3'-Dichlorobenzidine	252	20.272	20.272	(0.998)	19645	1.00000	1.051
	71 Chrysene	228	20.346	20.347	(1.002)	43248	1.00000	1.054
	72 bis(2-Ethylhexyl)phthalate	149	20.464	20.464	(0.956)	34610	1.00000	1.253
*	134 Di-n-octylphthalate-d4	153	21.404	21.404	(1.000)	913141	20.0000	
	73 Di-n-octylphthalate	149	21.409	21.410	(1.000)	61855	1.00000	1.174

	Compounds	QUANT SIG MASS	RT	EXP RT	REL RT	RESPONSE	AMOUNTS CAL-AMT (ug/mL)	AMOUNTS ON-COL (ug/mL)
74	Benzo(b)fluoranthene	252	21.954	21.955	(0.975)	45230	1.00000	0.9511 (H)
75	Benzo(k)fluoranthene	252	21.992	21.987	(0.977)	52530	1.00000	1.044
76	Benzo(a)pyrene	252	22.419	22.425	(0.996)	44830	1.00000	1.027
* 77	Perylene-d12	264	22.510	22.510	(1.000)	662255	20.0000	
78	Indeno(1,2,3-cd)pyrene	276	24.310	24.316	(1.080)	47911	1.00000	0.9254
79	Dibenzo(a,h)anthracene	278	24.342	24.343	(1.081)	38931	1.00000	0.8950
80	Benzo(g,h,i)perylene	276	24.310	24.316	(1.080)	47911	1.00000	0.9254
90	N-Nitrosodimethylamine	74	4.048	4.043	(0.473)	12977	1.00000	1.043
103	Pyridine	79	4.101	4.059	(0.479)	16987	1.00000	0.9227 (M)
91	Aniline	93	8.102	8.103	(0.946)	29535	1.00000	1.015
105	1-methylnaphthalene	141	11.965	11.970	(1.126)	20985	1.00000	1.001
93	Benzidine	184	18.172	18.172	(0.895)	23696	1.00000	1.211
111	Azobenzene (1,2-DP-Hydrazine)	77	14.673	14.673	(1.084)	37309	1.00000	1.030
144	alpha-Terpineol	59	10.672	10.667	(1.004)	11652	1.00000	0.9181
143	1,4-Dioxane	88	3.289	3.284	(0.384)	7729	1.00000	1.020
$ 137	d8-1,4-Dioxane	96	3.219	3.220	(0.376)	7629	1.00000	1.005
133	Butylatedhydroxytoluene	205	13.679	13.680	(1.011)	24977	1.00000	1.024
115	Tributyl Phosphate	99	14.689	14.689	(0.922)	32516	1.00000	1.016
116	Dibutyl Phenyl Phosphate	175	16.457	16.458	(1.032)	18785	1.00000	1.016
117	Butyl Diphenyl Phosphate	94	18.172	18.167	(0.895)	9265	1.00000	1.081
118	Triphenyl Phosphate	326	19.796	19.796	(0.975)	7409	1.00000	1.069
123	Acetophenone	105	9.251	9.251	(1.080)	22160	1.00000	1.005

QC Flag Legend

M - Compound response manually integrated.
H - Operator selected an alternate compound hit.

Analytical Resources, Inc.

INTERNAL STANDARD COMPOUNDS
AREA AND RT SUMMARY

Instrument ID: nt6.i
Lab File ID: 0011001.d
Lab Smp Id: ABN 1
Analysis Type: SV
Quant Type: ISTD
Operator: LJR/VTS
Method File: /chem1/nt6.i/20071001.b/SW846.m
Misc Info:

Calibration Date: 01-OCT-2007
Calibration Time: 10:54
Client Smp ID: ABN 1
Level:
Sample Type:

		AREA LIMIT			
COMPOUND	STANDARD	LOWER	UPPER	SAMPLE	%DIFF
8 1,4-Dichlorobenze	212076	106038	424152	217225	2.43
27 Naphthalene-d8	656578	328289	1313156	678504	3.34
42 Acenaphthene-d10	353705	176852	707410	363588	2.79
59 Phenanthrene-d10	526440	263220	1052880	544007	3.34
69 Chrysene-d12	581923	290962	1163846	582656	0.13
134 Di-n-octylphthala	979097	489548	1958194	913141	-6.74
77 Perylene-d12	686531	343266	1373062	662255	-3.54

		RT LIMIT			
COMPOUND	STANDARD	LOWER	UPPER	SAMPLE	%DIFF
8 1,4-Dichlorobenze	8.57	8.07	9.07	8.56	-0.07
27 Naphthalene-d8	10.63	10.13	11.13	10.63	-0.01
42 Acenaphthene-d10	13.53	13.03	14.03	13.53	-0.01
59 Phenanthrene-d10	15.95	15.45	16.45	15.94	-0.04
69 Chrysene-d12	20.32	19.82	20.82	20.31	-0.03
134 Di-n-octylphthala	21.41	20.91	21.91	21.40	-0.03
77 Perylene-d12	22.52	22.02	23.02	22.51	-0.03

AREA UPPER LIMIT = +100% of internal standard area.
AREA LOWER LIMIT = - 50% of internal standard area.
RT UPPER LIMIT = + 0.50 minutes of internal standard RT.
RT LOWER LIMIT = - 0.50 minutes of internal standard RT.

Data File: /chem1/nt6.i/20071001.b/0011001.d
Date : 01-OCT-2007 12:03
Client ID: ABN 1
Sample Info: ABN 1

Column phase: ZB-5

Instrument: nt6.i

Operator: LJR/VTS
Column diameter: 0.32

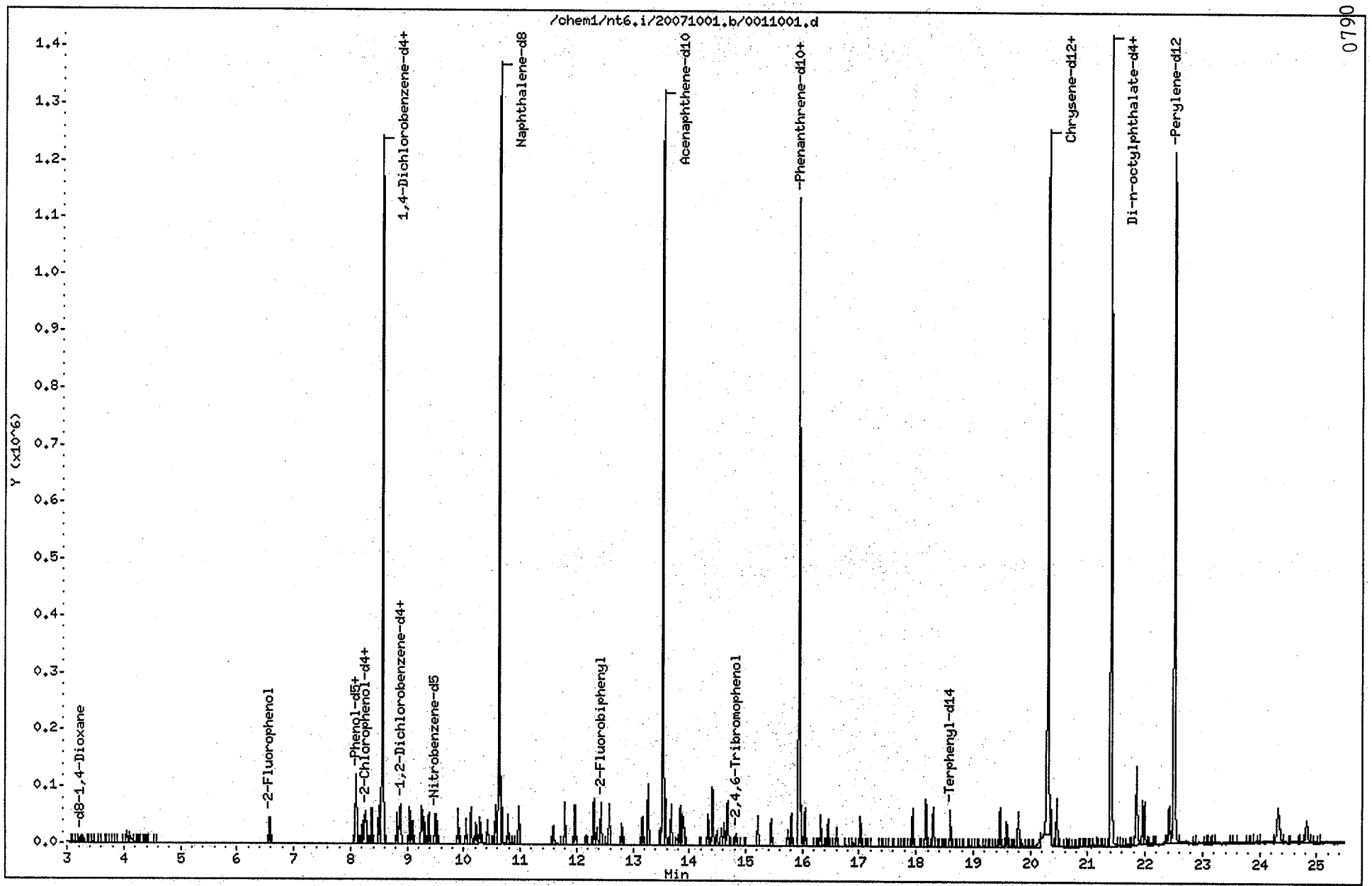

ABN 1, /chem1/nt6.i/20071001.b/0011001.d
Benzoic acid Amount: 1.35

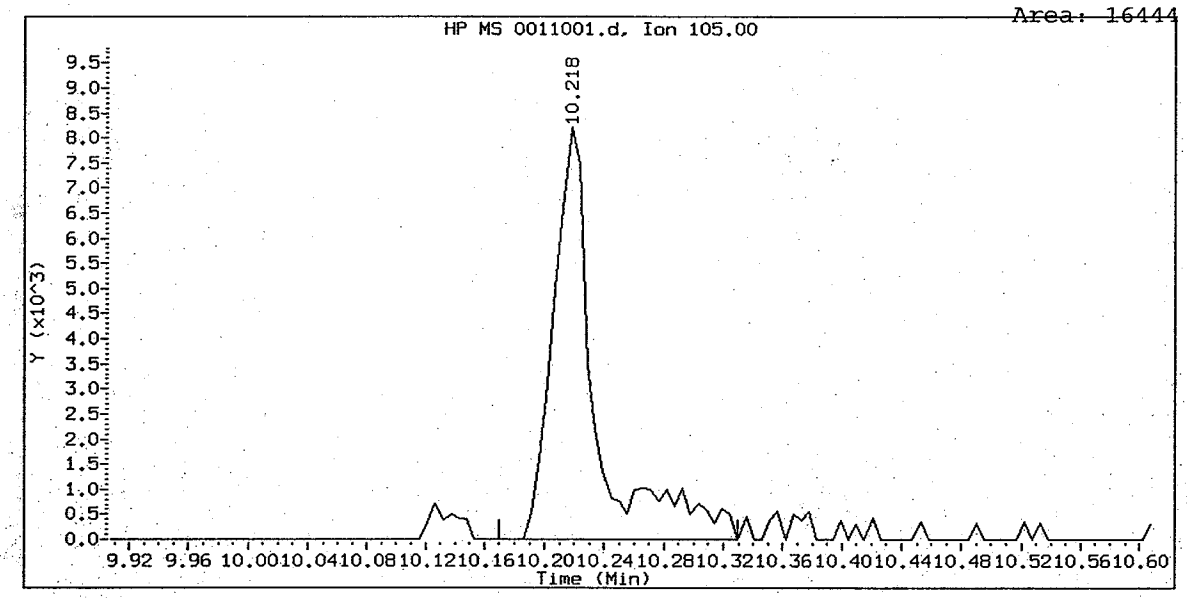

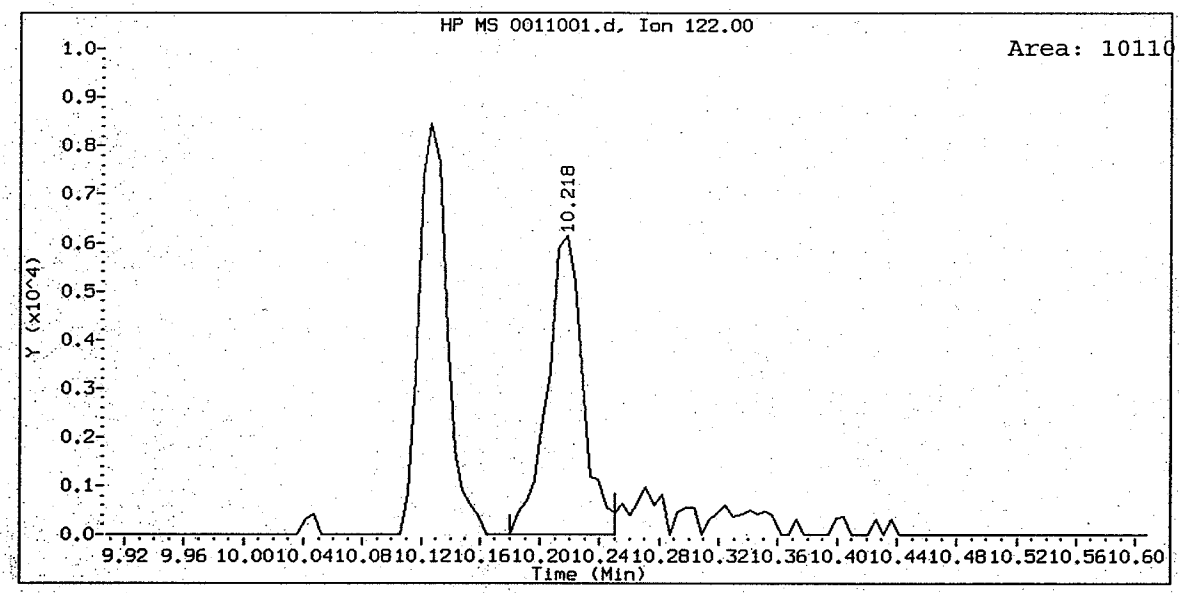

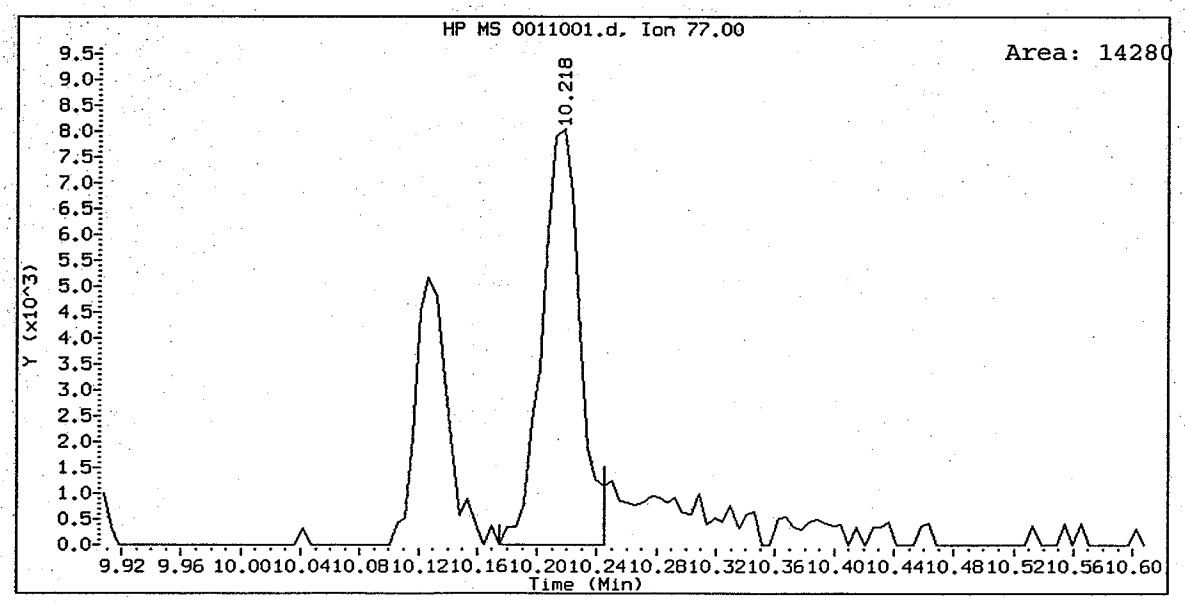

ABN 1, /chem1/nt6.i/20071001.b/0011001.d
4-Chloro-3-methylphenol Amount: 0.97

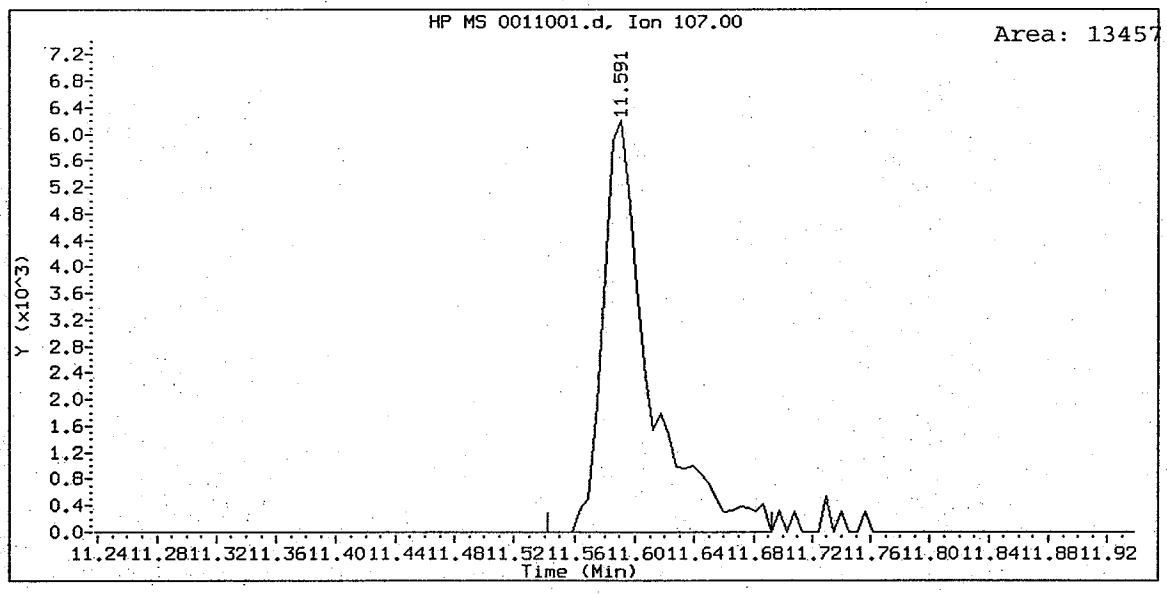

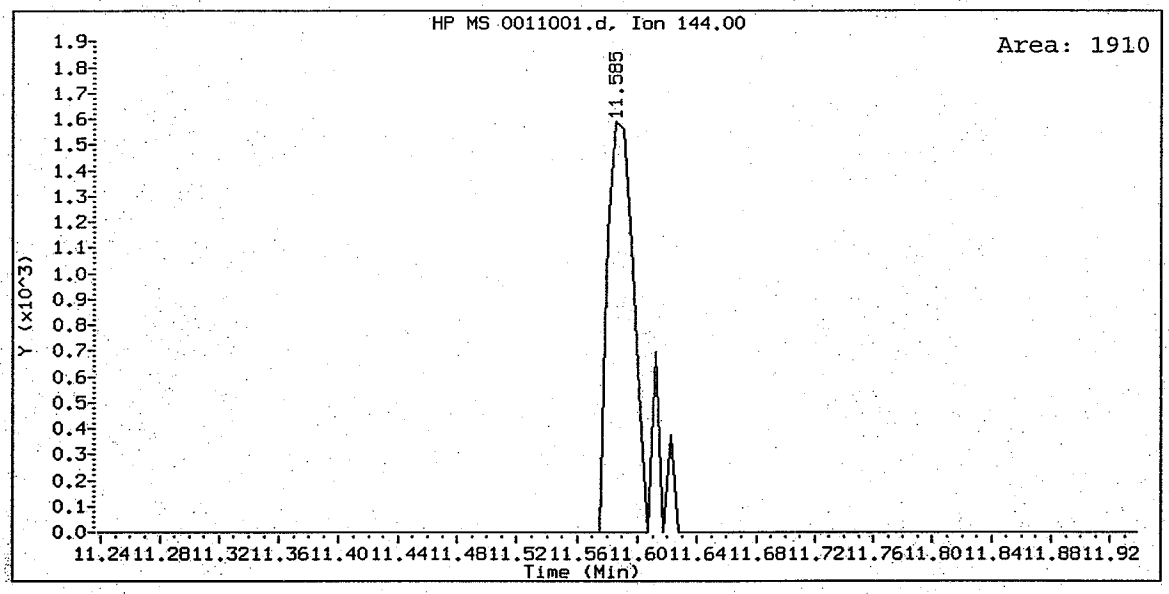

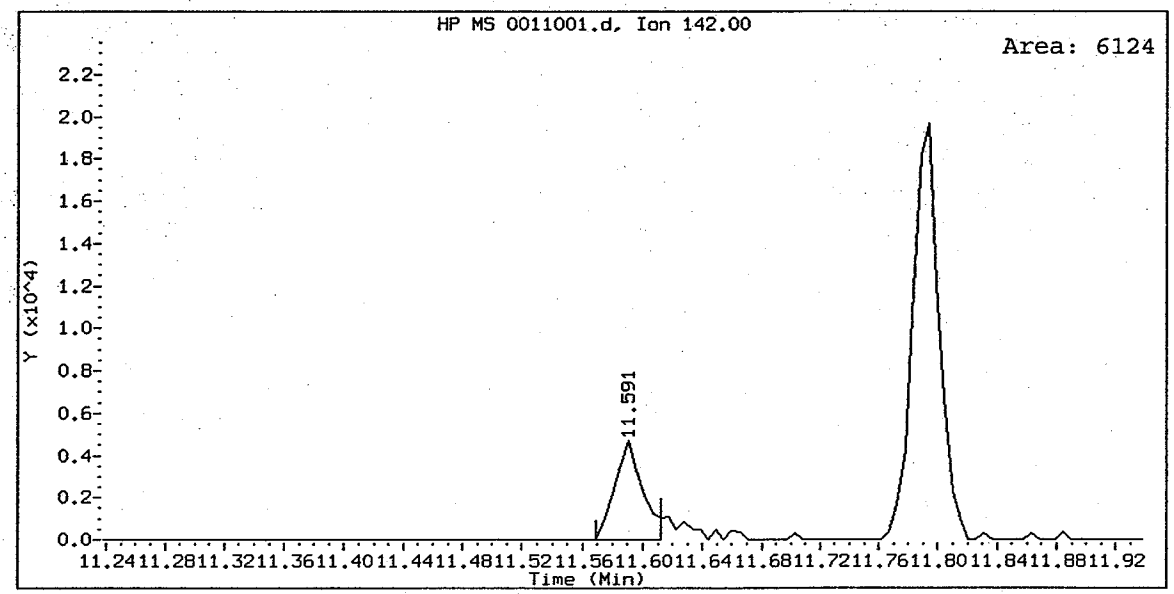

ABN 1, /chem1/nt6.i/20071001.b/0011001.d
2,4,5-Trichlorophenol Amount: 1.04

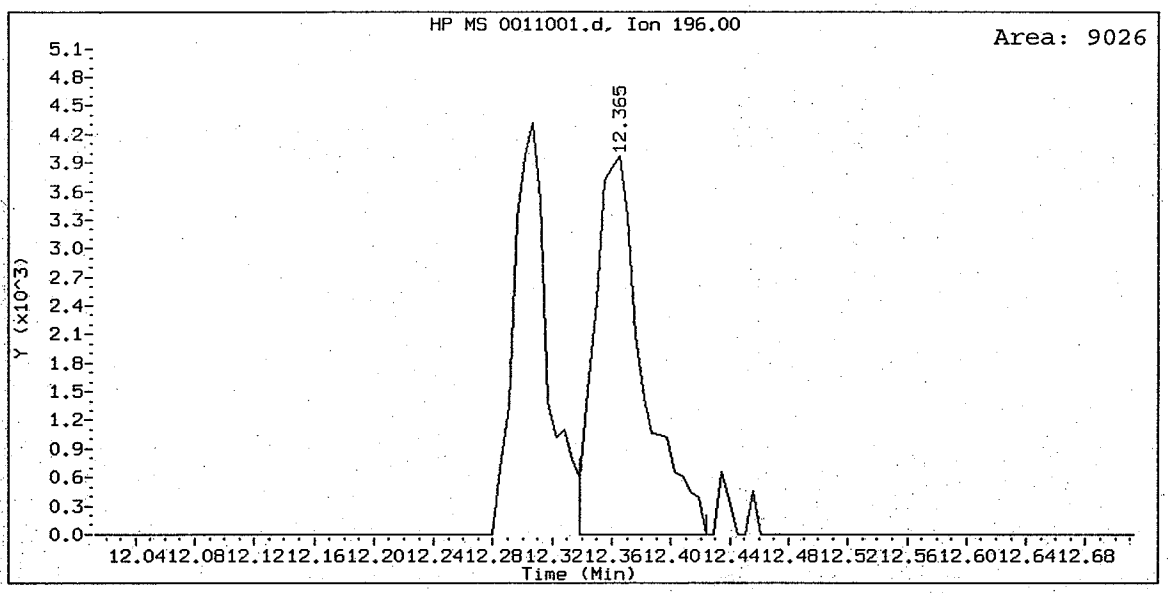

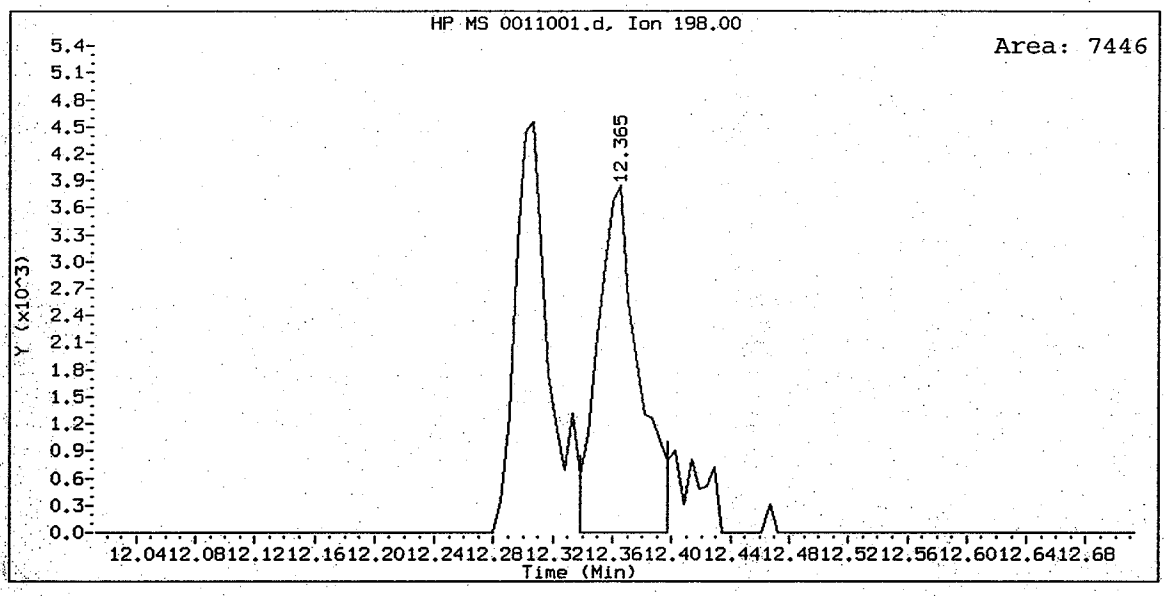

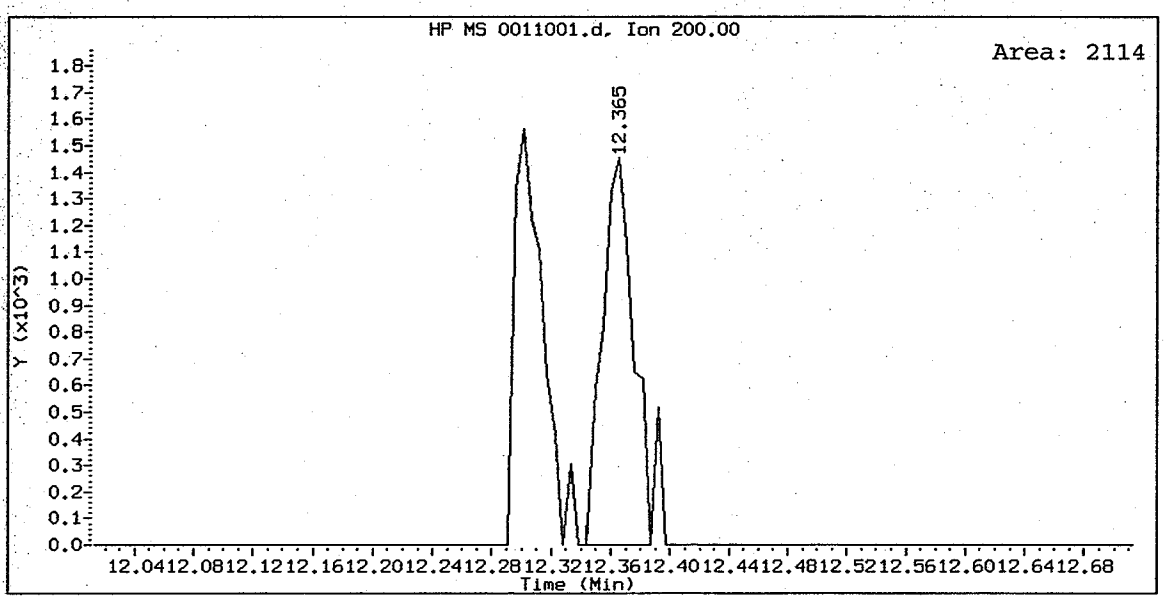

ABN 1, /chem1/nt6.i/20071001.b/0011001.d
3-Nitroaniline Amount: 0.99

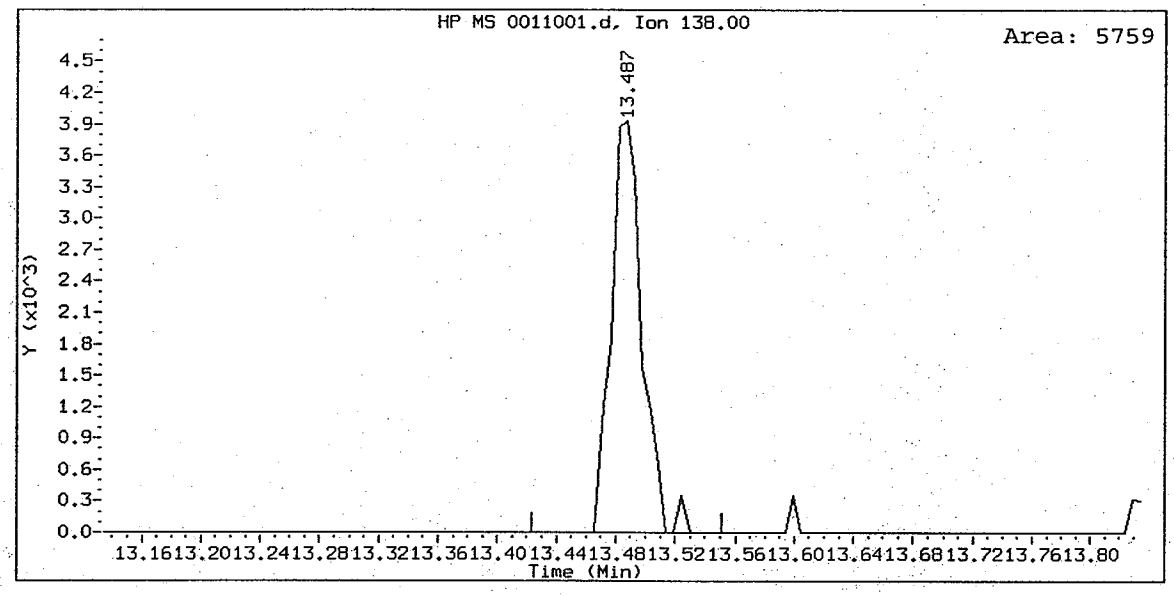

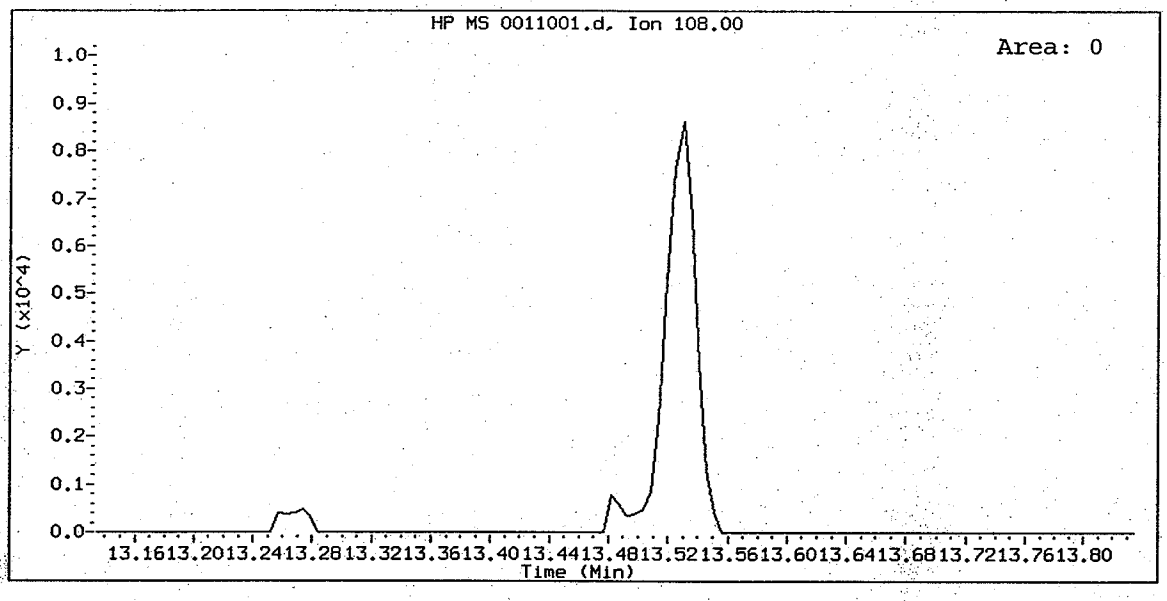

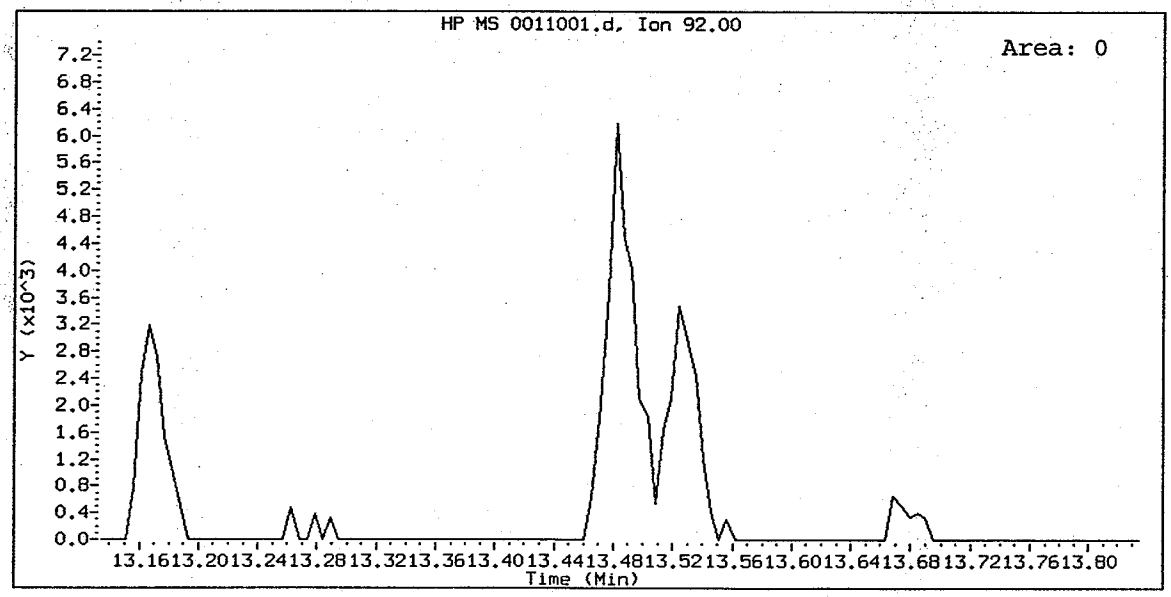

ABN 1, /chem1/nt6.i/20071001.b/0011001.d
4-Nitrophenol Amount: 0.90

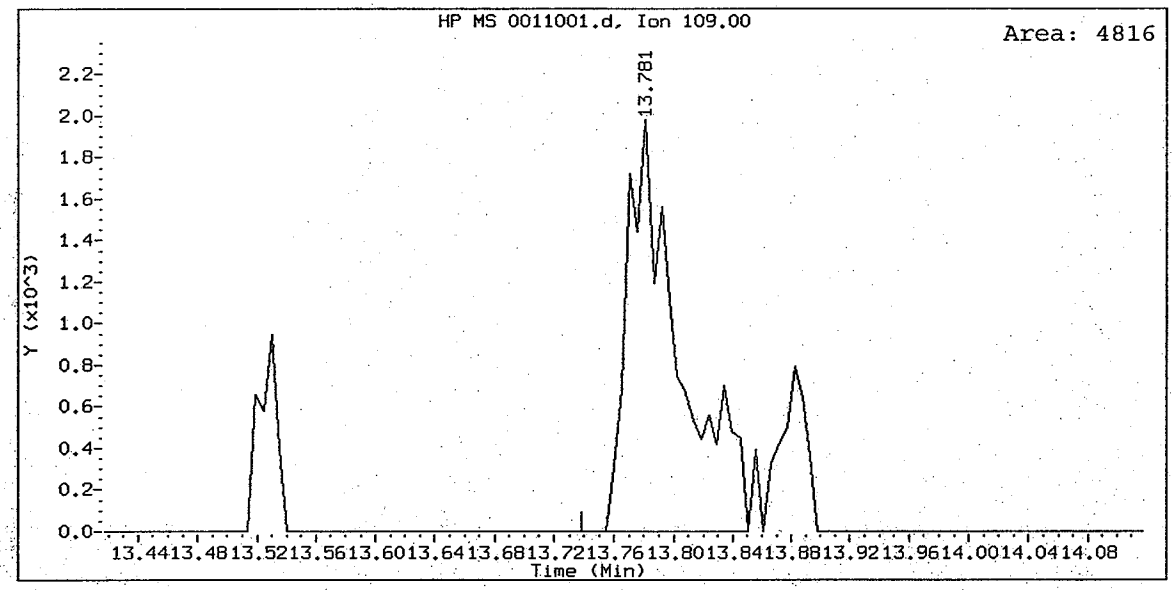

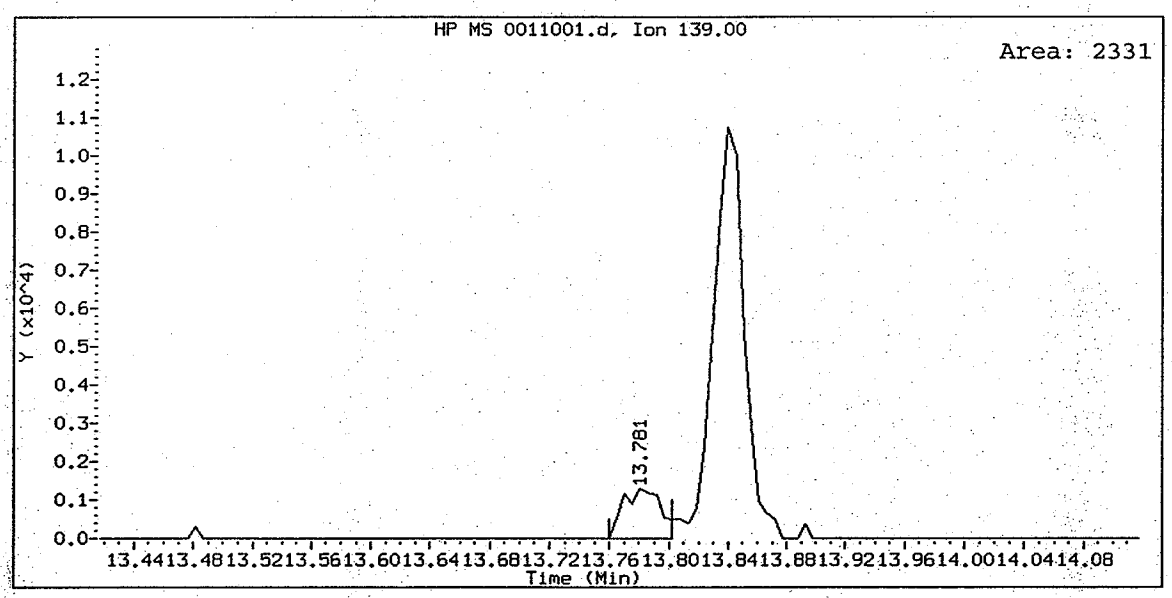

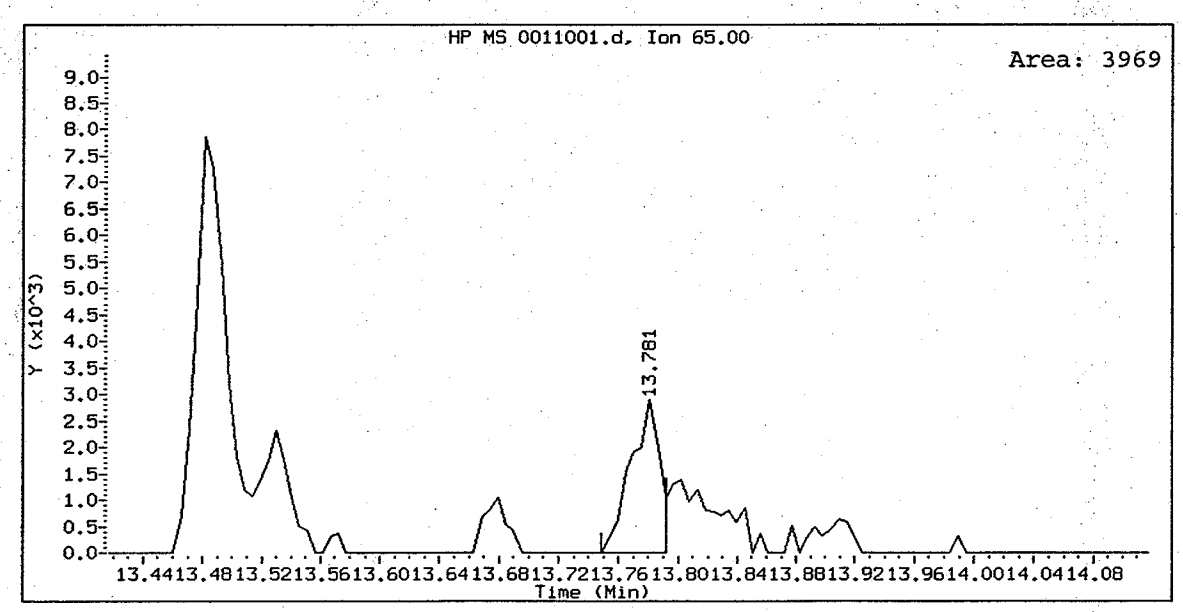

ABN 1, /chem1/nt6.i/20071001.b/0011001.d
Benzo(b)fluoranthene Amount: 0.95

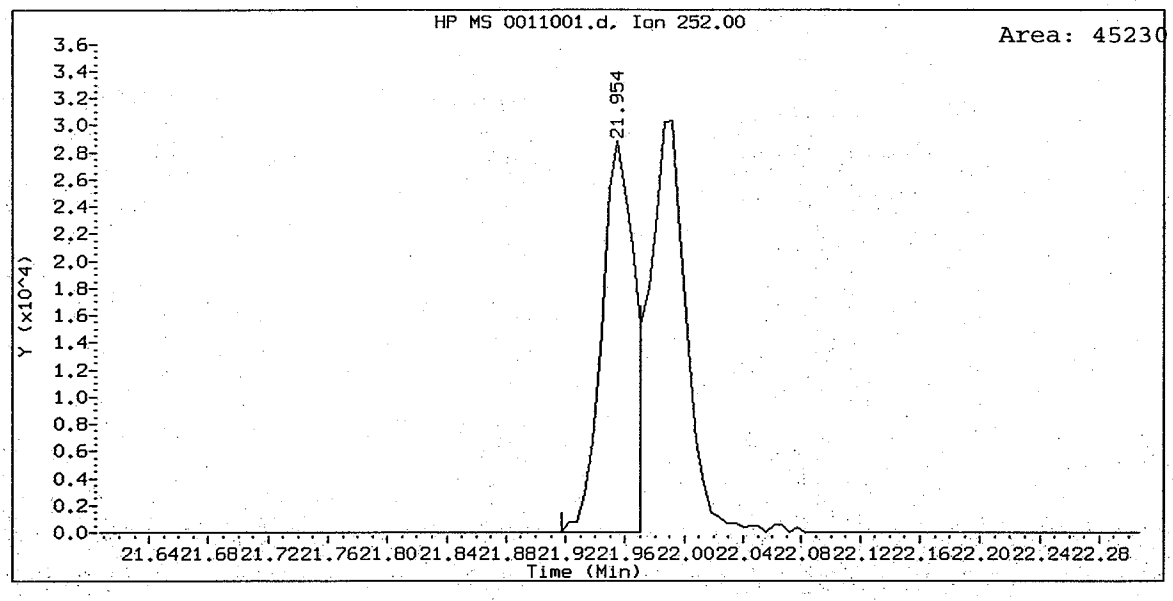

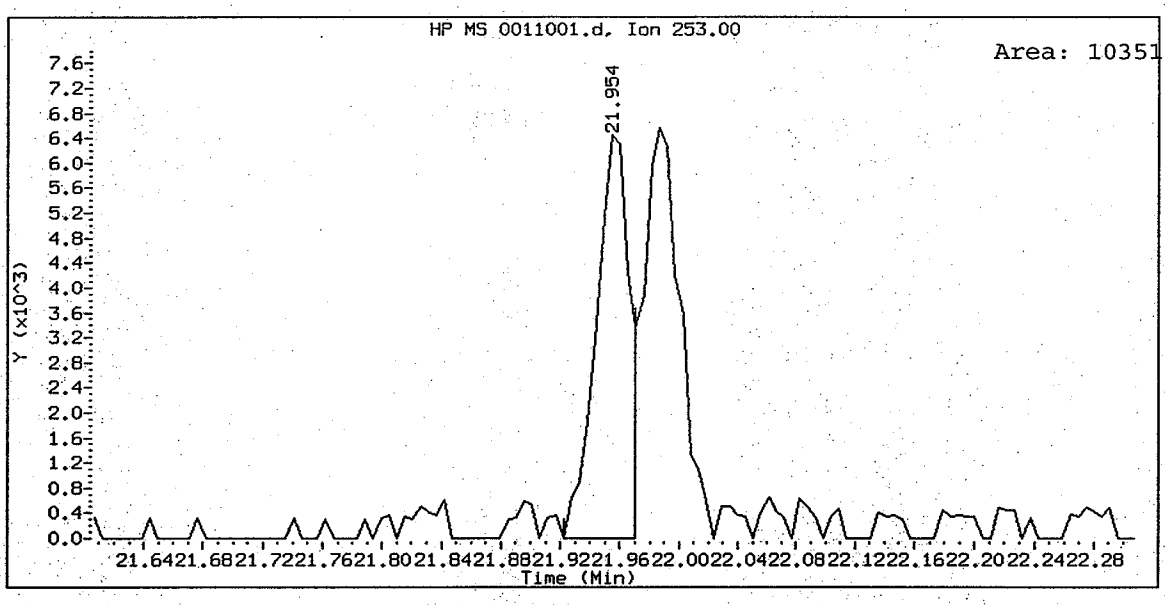

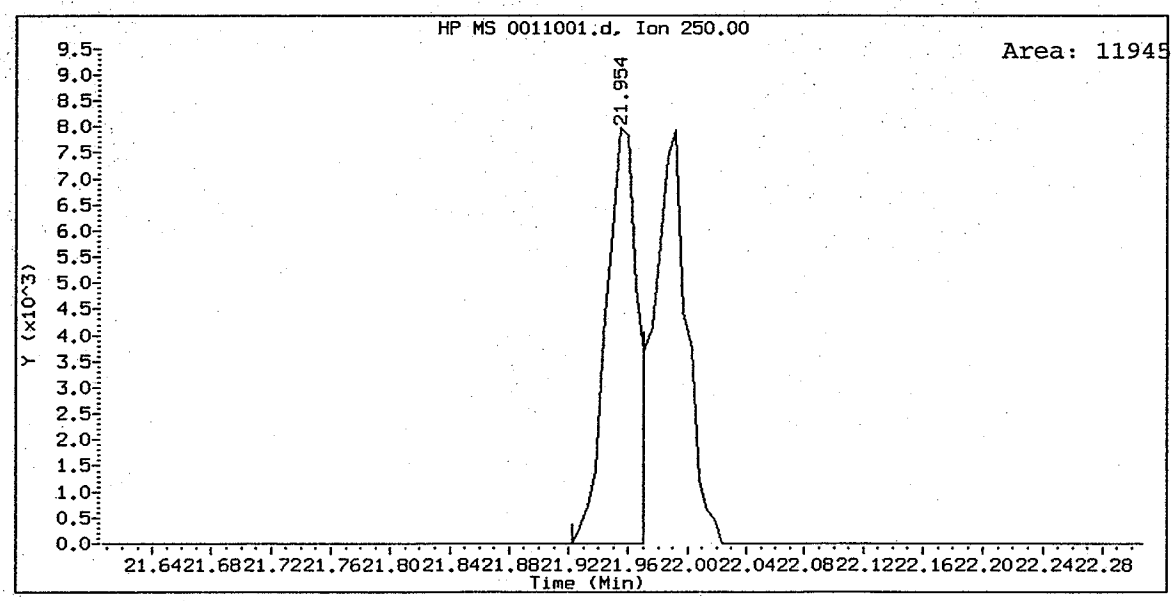

ABN 1, /chem1/nt6.i/20071001.b/0011001.d
Pyridine Amount: 0.92

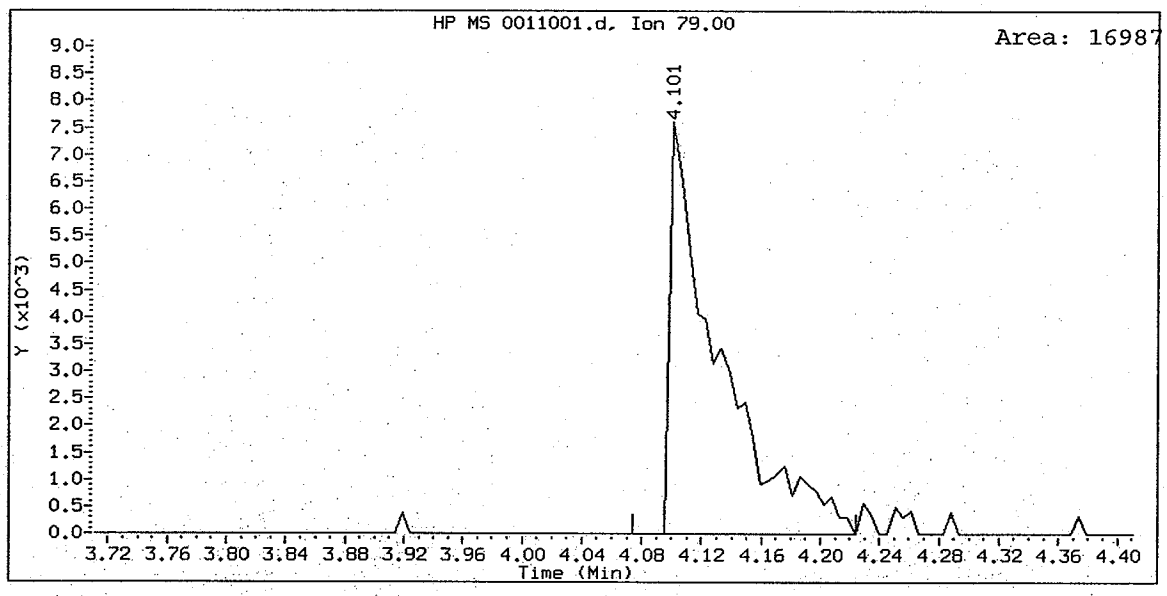

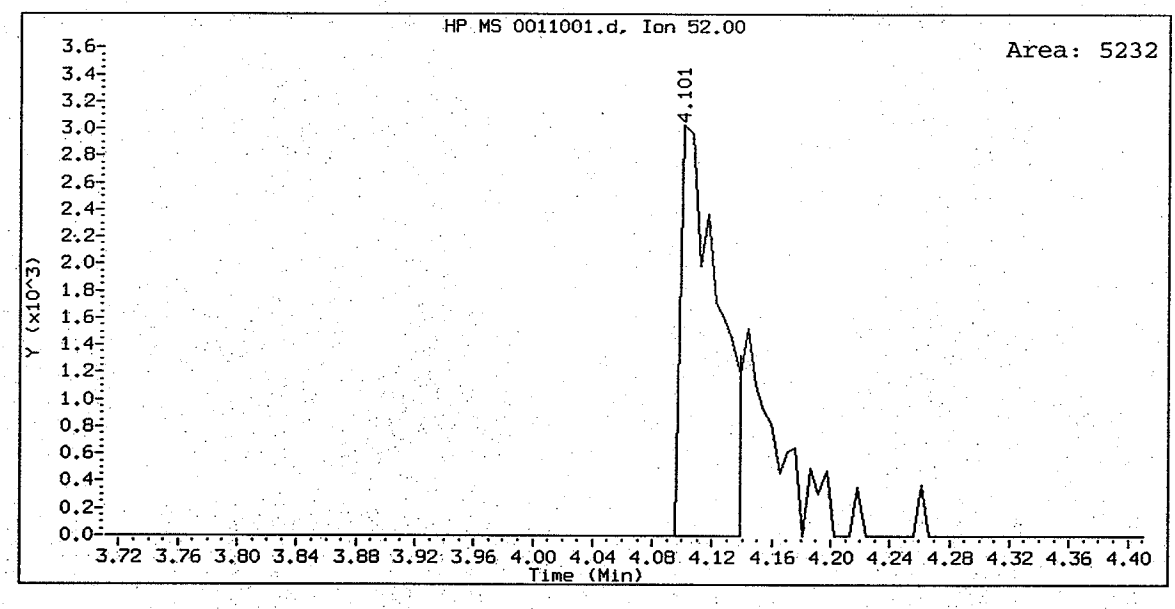

ABN 1, /chem1/nt6.i/20071001.b/0011001.d
1,2-Dichlorobenzene-d4 Amount: 1.01

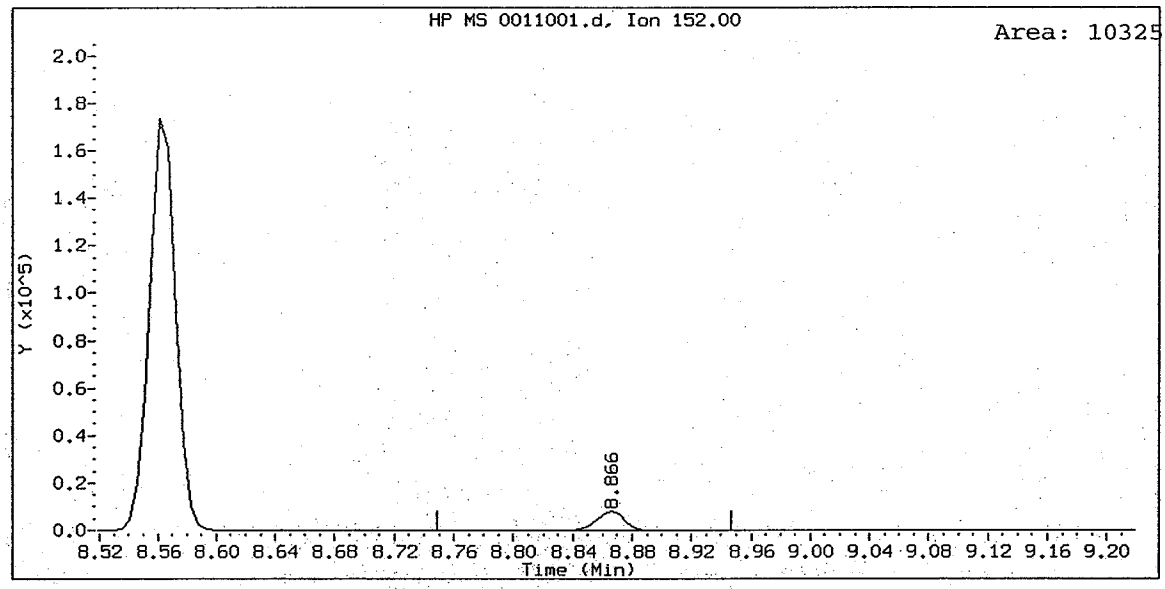

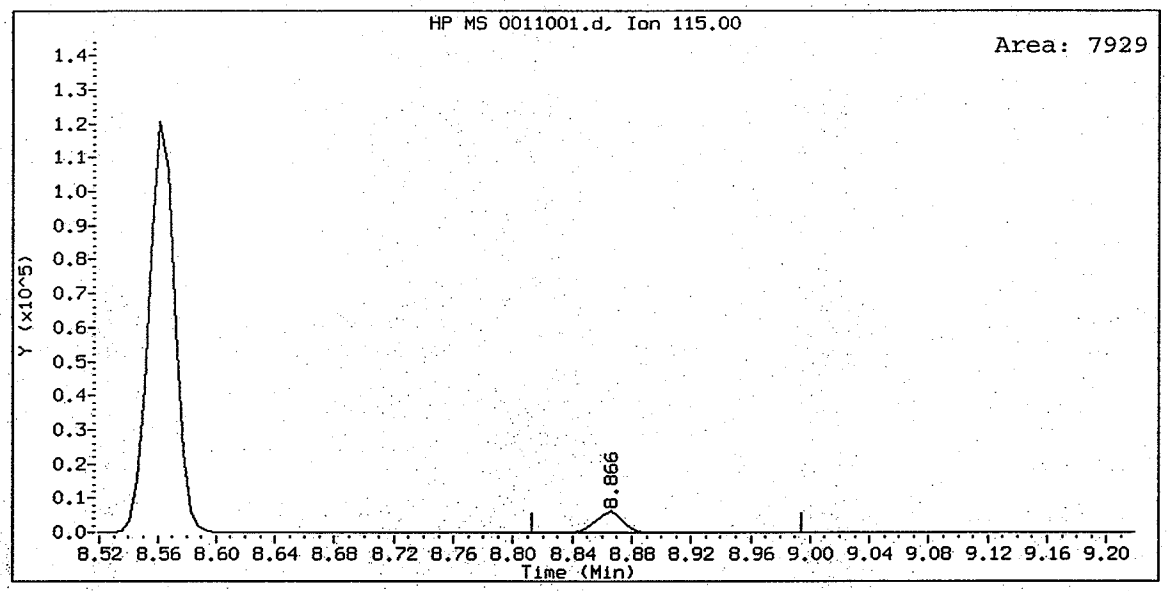

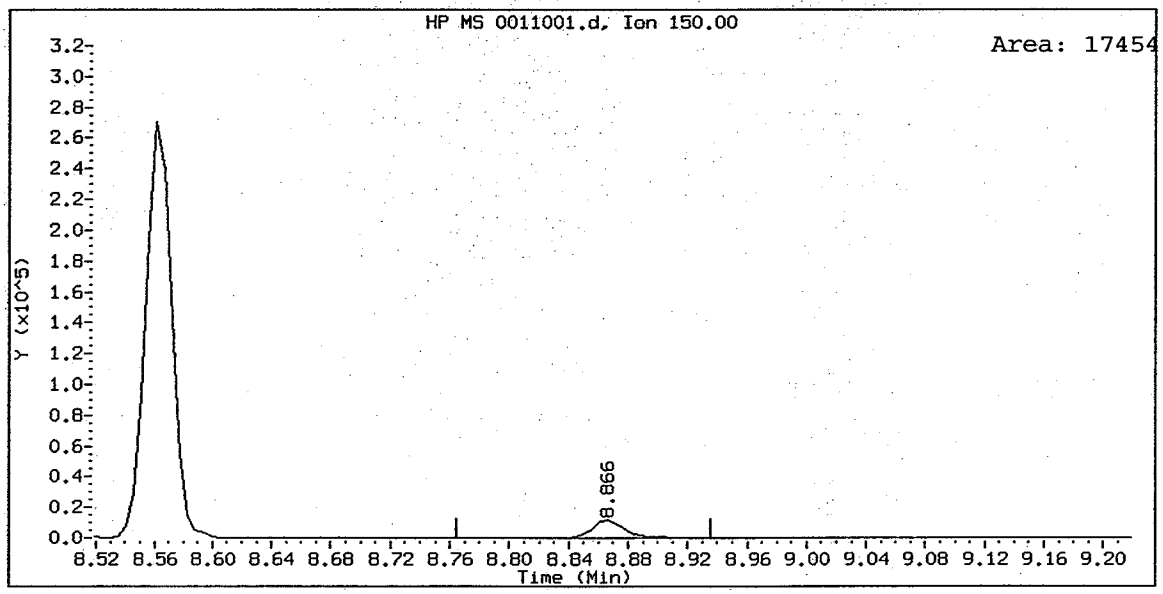

Analytical Resources, Inc.

Semivolatile Report SW846 Method 8270D

Data file : /chem1/nt6.i/20071001.b/0051001.d
Lab Smp Id: ABN 5 Client Smp ID: ABN 5
Inj Date : 01-OCT-2007 13:12
Operator : LJR/VTS Inst ID: nt6.i
Smp Info : ABN 5
Misc Info :
Comment : 1ul Injection
Method : /chem1/nt6.i/20071001.b/SW846.m
Meth Date : 01-Oct-2007 16:04 jeff Quant Type: ISTD
Cal Date : 01-OCT-2007 13:12 Cal File: 0051001.d
Als bottle: 5 Calibration Sample, Level: 2
Dil Factor: 1.00000
Integrator: HP RTE Compound Sublist: ICAL.sub
Target Version: 3.50

	Compounds	QUANT SIG MASS	RT	EXP RT	REL RT	RESPONSE	AMOUNTS CAL-AMT (ug/mL)	AMOUNTS ON-COL (ug/mL)
$	1 2-Fluorophenol	112	6.575	6.575	(0.768)	70568	5.00000	5.087
$	2 Phenol-d5	99	8.081	8.081	(0.944)	85657	5.00000	4.834
	3 Phenol	94	8.097	8.097	(0.946)	106386	5.00000	4.844
$	5 2-Chlorophenol-d4	132	8.252	8.252	(0.964)	58325	5.00000	4.942
	4 Bis(2-Chloroethyl)ether	93	8.209	8.209	(0.959)	77054	5.00000	5.192
	6 2-Chlorophenol	128	8.273	8.273	(0.966)	65659	5.00000	4.970
	7 1,3-Dichlorobenzene	146	8.503	8.503	(0.993)	75150	5.00000	5.119
*	8 1,4-Dichlorobenzene-d4	152	8.562	8.562	(1.000)	188236	20.0000	
	9 1,4-Dichlorobenzene	146	8.589	8.589	(1.003)	78842	5.00000	5.208
$	10 1,2-Dichlorobenzene-d4	152	8.866	8.866	(1.036)	45248	5.00000	5.113
	12 1,2-Dichlorobenzene	146	8.888	8.888	(1.038)	74293	5.00000	5.218
	11 Benzyl alcohol	108	8.824	8.824	(1.031)	42972	5.00000	5.005
	14 2,2'-oxybis(1-Chloropropane)	45	9.091	9.091	(1.062)	68953	5.00000	5.035
	13 2-Methylphenol	108	9.043	9.043	(1.056)	62557	5.00000	4.957
	17 Hexachloroethane	117	9.385	9.385	(1.096)	35187	5.00000	5.262
	16 N-Nitroso-di-n-propylamine	70	9.305	9.305	(1.087)	68597	5.00000	5.183
	15 4-Methylphenol	108	9.272	9.272	(1.083)	65583	5.00000	4.961
$	18 Nitrobenzene-d5	82	9.491	9.491	(0.893)	102455	5.00000	5.339
	19 Nitrobenzene	77	9.518	9.518	(0.895)	112381	5.00000	5.456
	20 Isophorone	82	9.903	9.903	(0.932)	158974	5.00000	5.242
	21 2-Nitrophenol	139	10.047	10.047	(0.945)	34443	5.00000	5.000
	22 2,4-Dimethylphenol	107	10.127	10.127	(0.953)	79382	5.00000	5.044
	23 Bis(2-Chloroethoxy)methane	93	10.287	10.287	(0.968)	84618	5.00000	5.034
	24 Benzoic acid	105	10.255	10.255	(0.965)	94584	10.0000	8.805 (M)
	25 2,4-Dichlorophenol	162	10.421	10.421	(0.980)	48258	5.00000	4.626
	26 1,2,4-Trichlorobenzene	180	10.565	10.565	(0.994)	63873	5.00000	5.022
*	27 Naphthalene-d8	136	10.629	10.629	(1.000)	597294	20.0000	

	Compounds	QUANT SIG MASS	RT	EXP RT	REL RT	RESPONSE	AMOUNTS CAL-AMT (ug/mL)	AMOUNTS ON-COL (ug/mL)
	28 Naphthalene	128	10.661	10.661	(1.003)	184567	5.00000	5.013
	29 4-Chloroaniline	127	10.784	10.784	(1.015)	69170	5.00000	4.857
	30 Hexachlorobutadiene	225	10.977	10.977	(1.033)	43655	5.00000	5.146
	31 4-Chloro-3-methylphenol	107	11.586	11.586	(1.090)	59190	5.00000	4.857
	32 2-Methylnaphthalene	141	11.794	11.794	(1.110)	93213	5.00000	5.039
	33 Hexachlorocyclopentadiene	237	12.179	12.179	(0.900)	30330	5.00000	4.158
	34 2,4,6-Trichlorophenol	196	12.301	12.301	(0.909)	36821	5.00000	4.542
	35 2,4,5-Trichlorophenol	196	12.360	12.360	(0.914)	36466	5.00000	4.644
$	36 2-Fluorobiphenyl	172	12.435	12.435	(0.919)	132193	5.00000	5.170
	37 2-Chloronaphthalene	162	12.585	12.585	(0.930)	109595	5.00000	4.989
	38 2-Nitroaniline	65	12.804	12.804	(0.946)	50097	5.00000	5.092
	39 Dimethylphthalate	163	13.172	13.172	(0.974)	112986	5.00000	5.083
	40 Acenaphthylene	152	13.274	13.274	(0.981)	169840	5.00000	5.044
	41 2,6-Dinitrotoluene	165	13.274	13.274	(0.981)	24890	5.00000	4.502
*	42 Acenaphthene-d10	164	13.530	13.530	(1.000)	328382	20.0000	
	43 3-Nitroaniline	138	13.482	13.482	(0.996)	24818	5.00000	4.701
	44 Acenaphthene	153	13.578	13.578	(1.004)	105187	5.00000	4.949
	45 2,4-Dinitrophenol	184	13.658	13.658	(1.009)	22588	10.0000	5.516
	46 Dibenzofuran	168	13.840	13.840	(1.023)	151566	5.00000	5.090
	47 4-Nitrophenol	109	13.765	13.765	(1.017)	23230	5.00000	4.813 (M)
	48 2,4-Dinitrotoluene	165	13.909	13.909	(1.028)	33025	5.00000	4.911
	50 Diethylphthalate	149	14.337	14.337	(1.060)	114951	5.00000	5.116
	49 Fluorene	166	14.406	14.406	(1.065)	114971	5.00000	4.889
	51 4-Chlorophenyl-phenylether	204	14.422	14.422	(1.066)	65365	5.00000	4.988
	52 4-Nitroaniline	138	14.486	14.486	(1.071)	21409	5.00000	4.531
	53 4,6-Dinitro-2-methylphenol	198	14.572	14.572	(0.914)	42320	10.0000	8.624
	54 N-Nitrosodiphenylamine	169	14.625	14.625	(0.918)	62764	5.00000	5.081
$	55 2,4,6-Tribromophenol	330	14.834	14.834	(1.096)	15476	5.00000	4.858
	56 4-Bromophenyl-phenylether	248	15.218	15.218	(0.955)	33913	5.00000	5.057
	57 Hexachlorobenzene	284	15.448	15.448	(0.969)	34221	5.00000	5.016
	58 Pentachlorophenol	266	15.742	15.742	(0.988)	19533	5.00000	4.563
*	59 Phenanthrene-d10	188	15.939	15.939	(1.000)	484498	20.0000	
	60 Phenanthrene	178	15.977	15.977	(1.002)	156258	5.00000	5.027
	61 Anthracene	178	16.046	16.046	(1.007)	155662	5.00000	5.001
	62 Carbazole	167	16.319	16.319	(1.024)	132283	5.00000	4.778
	63 Di-n-butylphthalate	149	17.019	17.019	(1.068)	160978	5.00000	4.986
	64 Fluoranthene	202	17.943	17.943	(1.126)	171919	5.00000	4.836
	65 Pyrene	202	18.306	18.306	(0.901)	179921	5.00000	5.323
$	66 Terphenyl-d14	244	18.600	18.600	(0.916)	110906	5.00000	5.242
	67 Butylbenzylphthalate	149	19.471	19.471	(0.959)	75088	5.00000	5.052
	68 Benzo(a)anthracene	228	20.283	20.283	(0.999)	181304	5.00000	4.916
*	69 Chrysene-d12	240	20.309	20.309	(1.000)	470665	20.0000	
	70 3,3'-Dichlorobenzidine	252	20.272	20.272	(0.998)	73983	5.00000	4.902
	71 Chrysene	228	20.347	20.347	(1.002)	163217	5.00000	4.925
	72 bis(2-Ethylhexyl)phthalate	149	20.464	20.464	(0.956)	116734	5.00000	5.125
*	134 Di-n-octylphthalate-d4	153	21.404	21.404	(1.000)	753218	20.0000	
	73 Di-n-octylphthalate	149	21.410	21.410	(1.000)	237668	5.00000	5.470

	Compounds	QUANT SIG MASS	RT	EXP RT	REL RT	RESPONSE	AMOUNTS CAL-AMT (ug/mL)	AMOUNTS ON-COL (ug/mL)
74	Benzo(b)fluoranthene	252	21.955	21.955	(0.975)	190299	5.00000	4.721
75	Benzo(k)fluoranthene	252	21.987	21.987	(0.977)	219114	5.00000	5.139
76	Benzo(a)pyrene	252	22.425	22.425	(0.996)	180358	5.00000	4.874
* 77	Perylene-d12	264	22.510	22.510	(1.000)	561314	20.0000	
78	Indeno(1,2,3-cd)pyrene	276	24.316	24.316	(1.080)	210004	5.00000	4.786
79	Dibenzo(a,h)anthracene	278	24.343	24.343	(1.081)	173882	5.00000	4.716
80	Benzo(g,h,i)perylene	276	24.316	24.316	(1.080)	210004	5.00000	4.786
90	N-Nitrosodimethylamine	74	4.043	4.043	(0.472)	55009	5.00000	5.104
103	Pyridine	79	4.059	4.059	(0.474)	80429	5.00000	5.042
91	Aniline	93	8.103	8.103	(0.946)	125404	5.00000	4.975
105	1-methylnaphthalene	141	11.970	11.970	(1.126)	92512	5.00000	5.015
93	Benzidine	184	18.172	18.172	(0.895)	94702	5.00000	5.994
111	Azobenzene (1,2-DP-Hydrazine)	77	14.673	14.673	(1.084)	173979	5.00000	5.319
144	alpha-Terpineol	59	10.667	10.667	(1.004)	53666	5.00000	4.804
143	1,4-Dioxane	88	3.284	3.284	(0.384)	33970	5.00000	5.172
$ 137	d8-1,4-Dioxane	96	3.220	3.220	(0.376)	34434	5.00000	5.232
133	Butylatedhydroxytoluene	205	13.680	13.680	(1.011)	113578	5.00000	5.154
115	Tributyl Phosphate	99	14.689	14.689	(0.922)	143130	5.00000	5.021
116	Dibutyl Phenyl Phosphate	175	16.458	16.458	(1.032)	81583	5.00000	4.956
117	Butyl Diphenyl Phosphate	94	18.167	18.167	(0.895)	34020	5.00000	4.913
118	Triphenyl Phosphate	326	19.796	19.796	(0.975)	27931	5.00000	4.990
123	Acetophenone	105	9.251	9.251	(1.080)	97864	5.00000	5.124

QC Flag Legend

M - Compound response manually integrated.

Analytical Resources, Inc.

INTERNAL STANDARD COMPOUNDS
AREA AND RT SUMMARY

Instrument ID: nt6.i
Lab File ID: 0051001.d
Lab Smp Id: ABN 5
Analysis Type: SV
Quant Type: ISTD
Operator: LJR/VTS
Method File: /chem1/nt6.i/20071001.b/SW846.m
Misc Info:

Calibration Date: 01-OCT-2007
Calibration Time: 10:54
Client Smp ID: ABN 5
Level:
Sample Type:

COMPOUND	STANDARD	AREA LIMIT LOWER	AREA LIMIT UPPER	SAMPLE	%DIFF
8 1,4-Dichlorobenze	212076	106038	424152	188236	-11.24
27 Naphthalene-d8	656578	328289	1313156	597294	-9.03
42 Acenaphthene-d10	353705	176852	707410	328382	-7.16
59 Phenanthrene-d10	526440	263220	1052880	484498	-7.97
69 Chrysene-d12	581923	290962	1163846	470665	-19.12
134 Di-n-octylphthala	979097	489548	1958194	753218	-23.07
77 Perylene-d12	686531	343266	1373062	561314	-18.24

COMPOUND	STANDARD	RT LIMIT LOWER	RT LIMIT UPPER	SAMPLE	%DIFF
8 1,4-Dichlorobenze	8.57	8.07	9.07	8.56	-0.07
27 Naphthalene-d8	10.63	10.13	11.13	10.63	0.00
42 Acenaphthene-d10	13.53	13.03	14.03	13.53	0.00
59 Phenanthrene-d10	15.95	15.45	16.45	15.94	-0.04
69 Chrysene-d12	20.32	19.82	20.82	20.31	-0.03
134 Di-n-octylphthala	21.41	20.91	21.91	21.40	-0.03
77 Perylene-d12	22.52	22.02	23.02	22.51	-0.03

AREA UPPER LIMIT = +100% of internal standard area.
AREA LOWER LIMIT = - 50% of internal standard area.
RT UPPER LIMIT = + 0.50 minutes of internal standard RT.
RT LOWER LIMIT = - 0.50 minutes of internal standard RT.

Data File: /chem1/nt6.i/20071001.b/0051001.d
Date : 01-OCT-2007 13:12
Client ID: ABN 5
Sample Info: ABN 5

Column phase: ZB-5

Instrument: nt6.i

Operator: LJR/VTS
Column diameter: 0.32

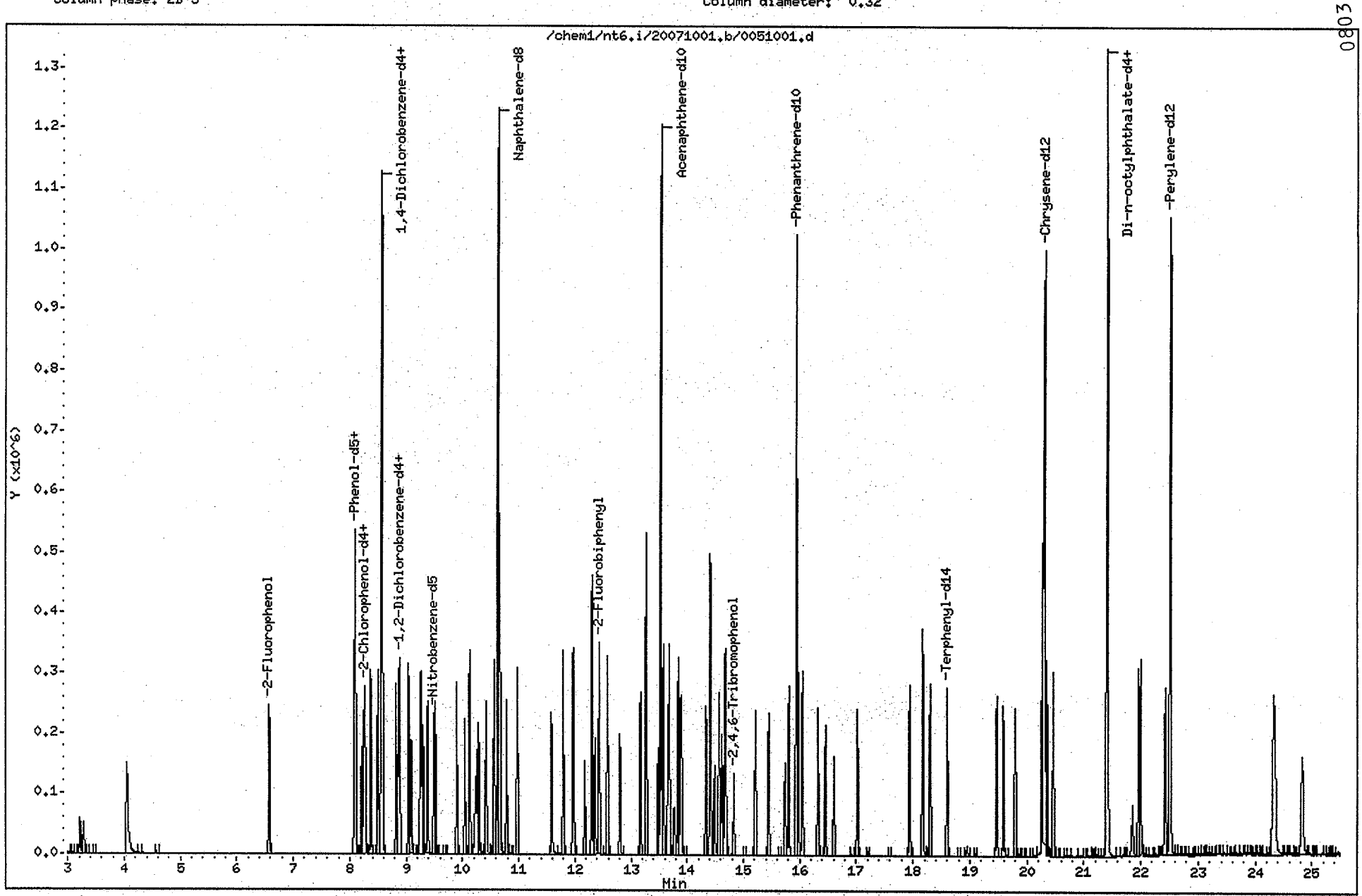

ABN 5, /chem1/nt6.i/20071001.b/0051001.d
Benzoic acid Amount: 8.80

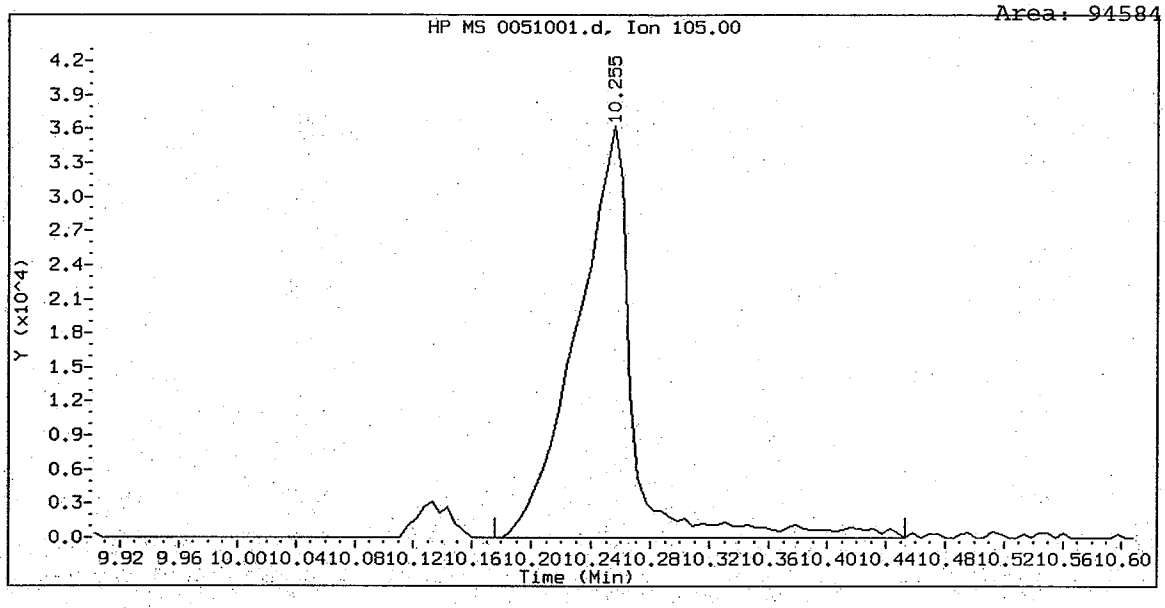

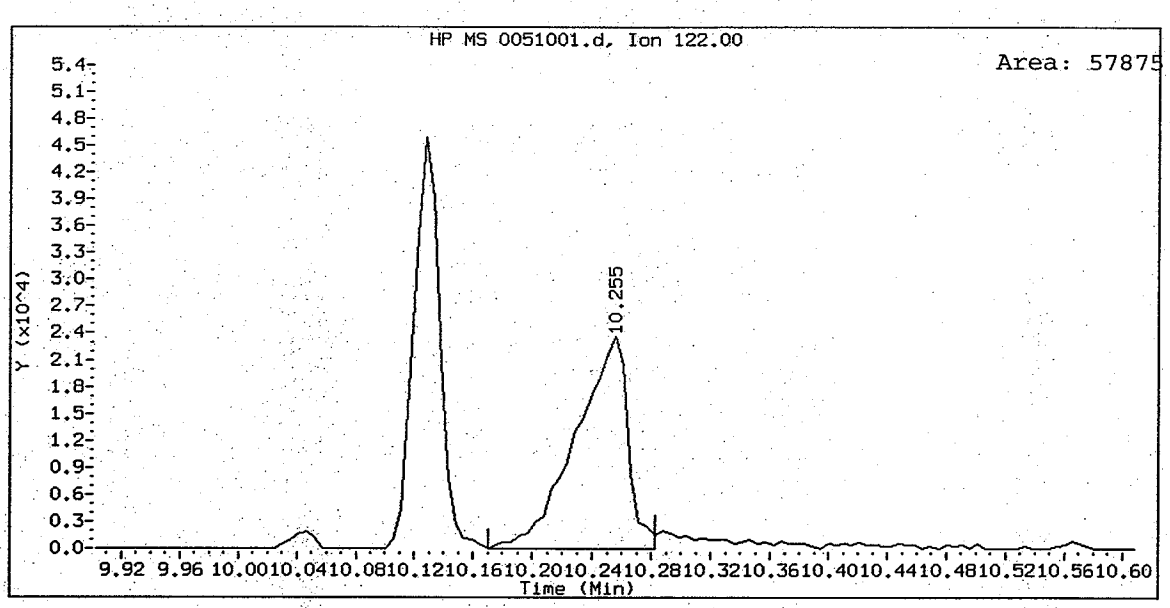

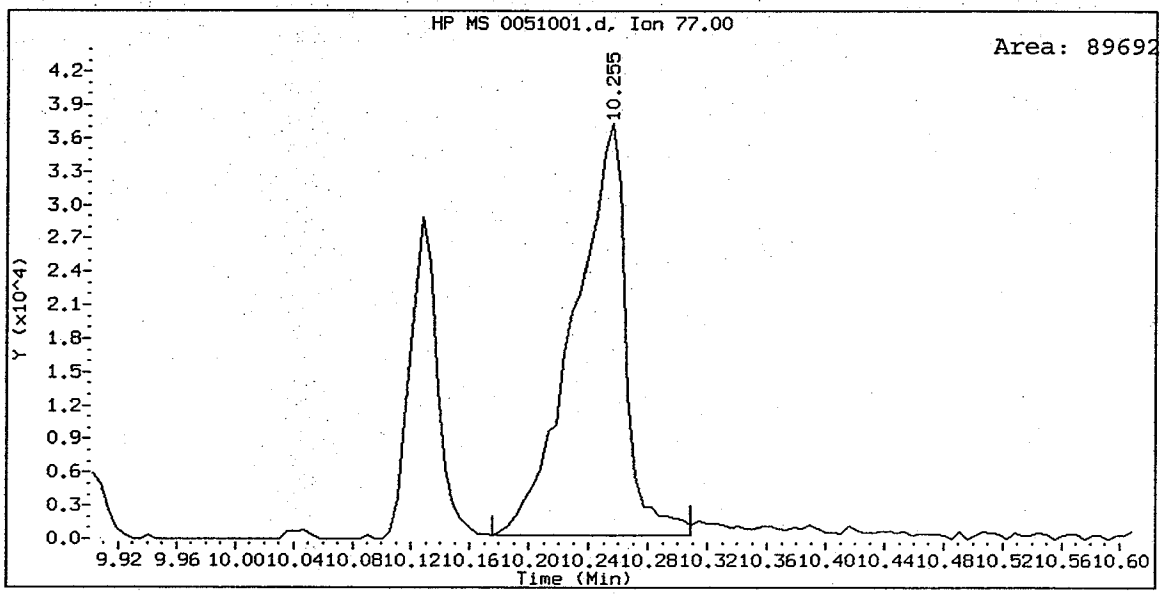

ABN 5, /chem1/nt6.i/20071001.b/0051001.d
4-Nitrophenol Amount: 4.81

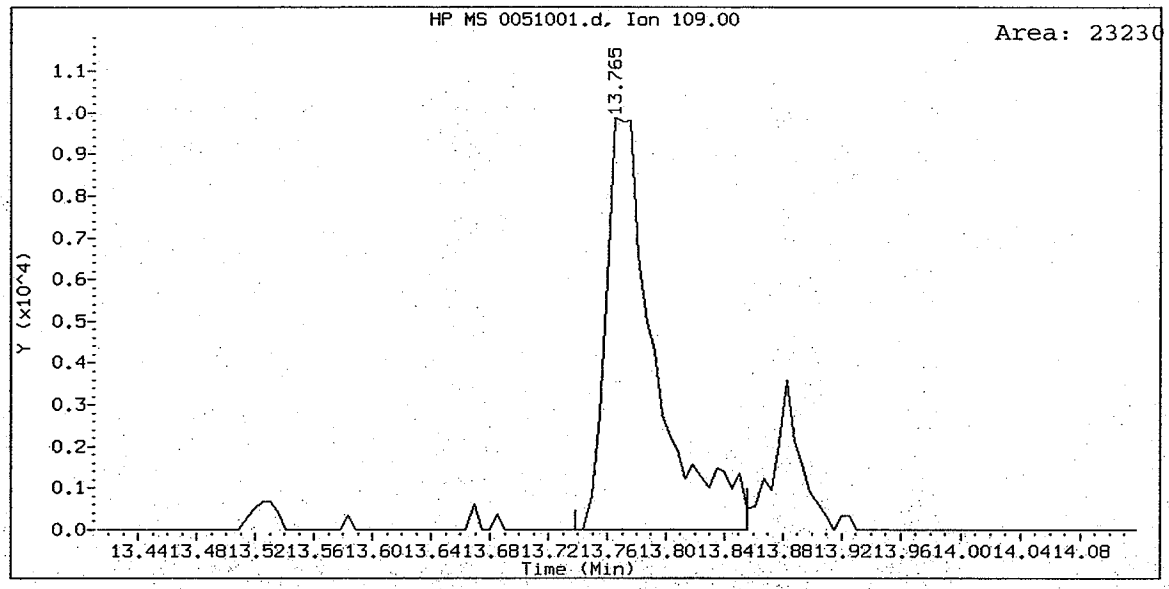

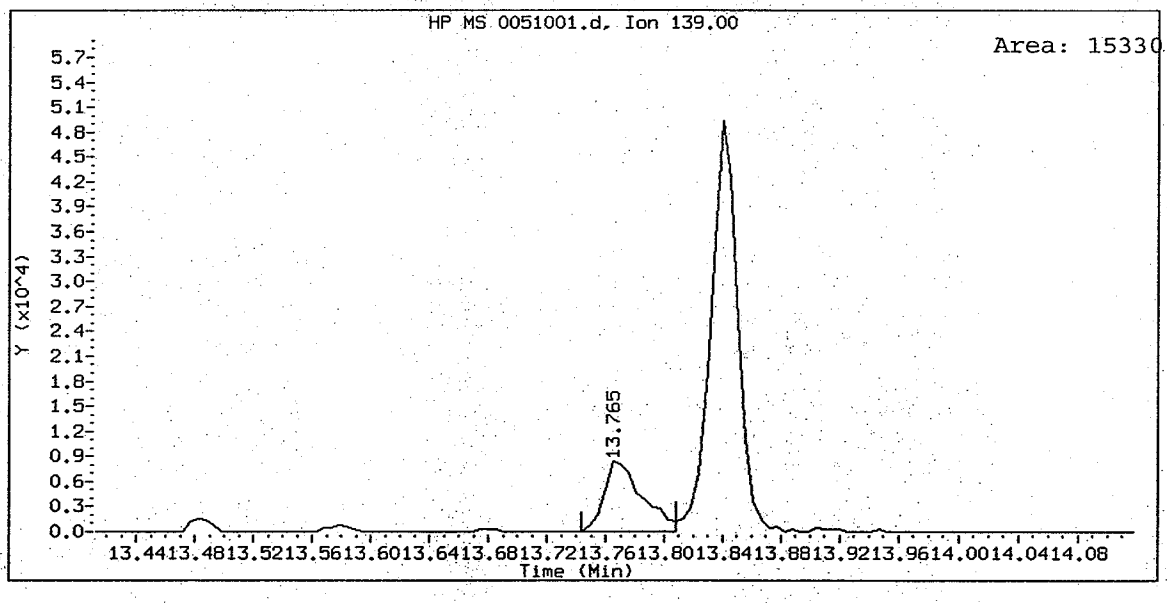

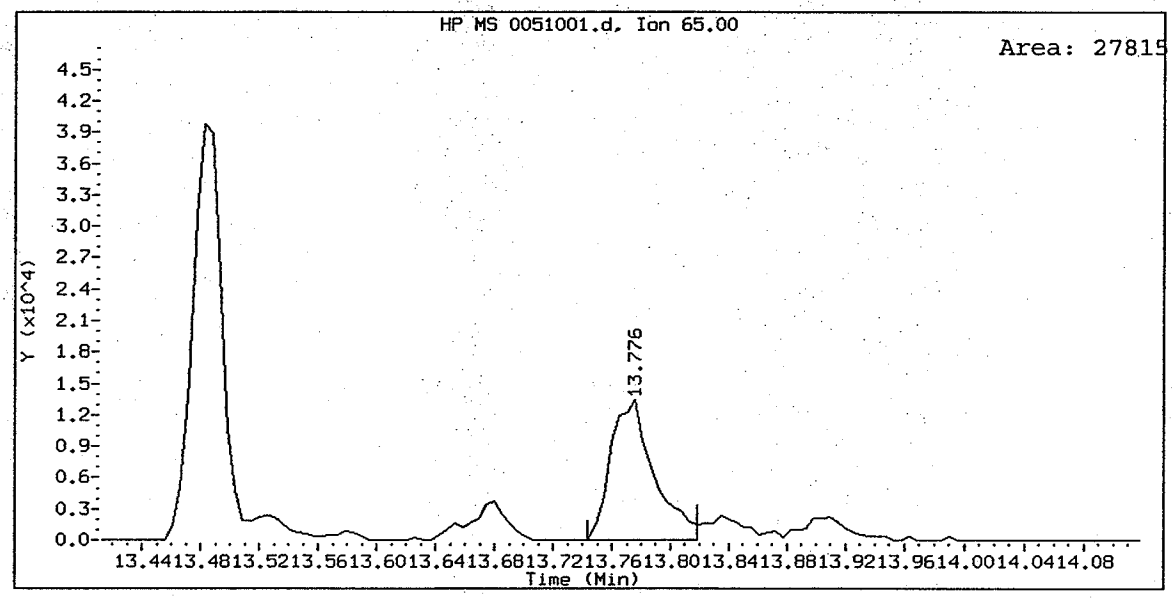

Analytical Resources, Inc.

Semivolatile Report SW846 Method 8270D

Data file : /chem1/nt6.i/20071001.b/0101001.d
Lab Smp Id: ABN 10 Client Smp ID: ABN 10
Inj Date : 01-OCT-2007 13:47
Operator : LJR/VTS Inst ID: nt6.i
Smp Info : ABN 10
Misc Info :
Comment : 1ul Injection
Method : /chem1/nt6.i/20071001.b/SW846.m
Meth Date : 01-Oct-2007 16:04 jeff Quant Type: ISTD
Cal Date : 01-OCT-2007 13:12 Cal File: 0051001.d
Als bottle: 6 Calibration Sample, Level: 3
Dil Factor: 1.00000
Integrator: HP RTE Compound Sublist: ICAL.sub
Target Version: 3.50

	Compounds	QUANT SIG MASS	RT	EXP RT	REL RT	RESPONSE	AMOUNTS CAL-AMT (ug/mL)	AMOUNTS ON-COL (ug/mL)
$	1 2-Fluorophenol	112	6.575	6.575	(0.768)	133268	10.0000	9.644
$	2 Phenol-d5	99	8.082	8.081	(0.944)	166412	10.0000	9.427
	3 Phenol	94	8.103	8.097	(0.946)	217139	10.0000	9.925
$	5 2-Chlorophenol-d4	132	8.252	8.252	(0.964)	112798	10.0000	9.594
	4 Bis(2-Chloroethyl)ether	93	8.215	8.209	(0.959)	147784	10.0000	9.995
	6 2-Chlorophenol	128	8.274	8.273	(0.966)	127099	10.0000	9.657
	7 1,3-Dichlorobenzene	146	8.504	8.503	(0.993)	146137	10.0000	9.992
*	8 1,4-Dichlorobenzene-d4	152	8.562	8.562	(1.000)	187530	20.0000	
	9 1,4-Dichlorobenzene	146	8.589	8.589	(1.003)	151089	10.0000	10.02
$	10 1,2-Dichlorobenzene-d4	152	8.867	8.866	(1.036)	83546	10.0000	9.476
	12 1,2-Dichlorobenzene	146	8.888	8.888	(1.038)	134675	10.0000	9.495
	11 Benzyl alcohol	108	8.824	8.824	(1.031)	85943	10.0000	10.05
	14 2,2'-oxybis(1-Chloropropane)	45	9.097	9.091	(1.062)	128268	10.0000	9.401
	13 2-Methylphenol	108	9.043	9.043	(1.056)	123927	10.0000	9.856
	17 Hexachloroethane	117	9.385	9.385	(1.096)	67242	10.0000	10.09
	16 N-Nitroso-di-n-propylamine	70	9.305	9.305	(1.087)	132427	10.0000	10.04
	15 4-Methylphenol	108	9.273	9.272	(1.083)	129270	10.0000	9.816
$	18 Nitrobenzene-d5	82	9.492	9.491	(0.893)	186887	10.0000	9.994
	19 Nitrobenzene	77	9.524	9.518	(0.896)	205405	10.0000	10.23
	20 Isophorone	82	9.903	9.903	(0.932)	295418	10.0000	9.996
	21 2-Nitrophenol	139	10.047	10.047	(0.945)	63071	10.0000	9.396
	22 2,4-Dimethylphenol	107	10.128	10.127	(0.953)	157603	10.0000	10.28
	23 Bis(2-Chloroethoxy)methane	93	10.288	10.287	(0.968)	163968	10.0000	10.01
	24 Benzoic acid	105	10.288	10.255	(0.968)	196001	20.0000	18.72(M)
	25 2,4-Dichlorophenol	162	10.421	10.421	(0.980)	95030	10.0000	9.348
	26 1,2,4-Trichlorobenzene	180	10.566	10.565	(0.994)	120892	10.0000	9.755
*	27 Naphthalene-d8	136	10.630	10.629	(1.000)	582044	20.0000	

	Compounds	QUANT SIG MASS	RT	EXP RT	REL RT	RESPONSE	AMOUNTS CAL-AMT (ug/mL)	ON-COL (ug/mL)
	28 Naphthalene	128	10.662	10.661	(1.003)	359134	10.0000	10.01
	29 4-Chloroaniline	127	10.790	10.784	(1.015)	134657	10.0000	9.702
	30 Hexachlorobutadiene	225	10.977	10.977	(1.033)	84595	10.0000	10.23
	31 4-Chloro-3-methylphenol	107	11.586	11.586	(1.090)	115787	10.0000	9.750
	32 2-Methylnaphthalene	141	11.794	11.794	(1.110)	182125	10.0000	10.10
	33 Hexachlorocyclopentadiene	237	12.179	12.179	(0.900)	63280	10.0000	9.049
	34 2,4,6-Trichlorophenol	196	12.302	12.301	(0.909)	75054	10.0000	9.656
	35 2,4,5-Trichlorophenol	196	12.361	12.360	(0.914)	69623	10.0000	9.247
$	36 2-Fluorobiphenyl	172	12.435	12.435	(0.919)	237143	10.0000	9.673
	37 2-Chloronaphthalene	162	12.585	12.585	(0.930)	205924	10.0000	9.777
	38 2-Nitroaniline	65	12.804	12.804	(0.946)	97429	10.0000	10.33
	39 Dimethylphthalate	163	13.173	13.172	(0.974)	209956	10.0000	9.851
	40 Acenaphthylene	152	13.274	13.274	(0.981)	317464	10.0000	9.833
	41 2,6-Dinitrotoluene	165	13.274	13.274	(0.981)	49601	10.0000	9.357
*	42 Acenaphthene-d10	164	13.530	13.530	(1.000)	314859	20.0000	
	43 3-Nitroaniline	138	13.488	13.482	(0.997)	48000	10.0000	9.482
	44 Acenaphthene	153	13.579	13.578	(1.004)	199304	10.0000	9.781
	45 2,4-Dinitrophenol	184	13.659	13.658	(1.009)	58066	20.0000	14.79
	46 Dibenzofuran	168	13.840	13.840	(1.023)	283640	10.0000	9.935
	47 4-Nitrophenol	109	13.771	13.765	(1.018)	47278	10.0000	10.22 (M)
	48 2,4-Dinitrotoluene	165	13.910	13.909	(1.028)	61555	10.0000	9.546
	50 Diethylphthalate	149	14.337	14.337	(1.060)	212377	10.0000	9.857
	49 Fluorene	166	14.407	14.406	(1.065)	215709	10.0000	9.566
	51 4-Chlorophenyl-phenylether	204	14.423	14.422	(1.066)	120859	10.0000	9.619
	52 4-Nitroaniline	138	14.492	14.486	(1.071)	42977	10.0000	9.486
	53 4,6-Dinitro-2-methylphenol	198	14.572	14.572	(0.914)	86805	20.0000	18.60
	54 N-Nitrosodiphenylamine	169	14.620	14.625	(0.917)	111462	10.0000	9.489
$	55 2,4,6-Tribromophenol	330	14.834	14.834	(1.096)	28202	10.0000	9.232
	56 4-Bromophenyl-phenylether	248	15.213	15.218	(0.954)	64622	10.0000	10.13
	57 Hexachlorobenzene	284	15.454	15.448	(0.970)	62426	10.0000	9.622
	58 Pentachlorophenol	266	15.742	15.742	(0.988)	38588	10.0000	9.479
*	59 Phenanthrene-d10	188	15.940	15.939	(1.000)	460748	20.0000	
	60 Phenanthrene	178	15.977	15.977	(1.002)	292189	10.0000	9.884
	61 Anthracene	178	16.047	16.046	(1.007)	290530	10.0000	9.815
	62 Carbazole	167	16.324	16.319	(1.024)	256153	10.0000	9.729
	63 Di-n-butylphthalate	149	17.019	17.019	(1.068)	307354	10.0000	10.01
	64 Fluoranthene	202	17.943	17.943	(1.126)	336235	10.0000	9.946
	65 Pyrene	202	18.306	18.306	(0.901)	349912	10.0000	9.906
$	66 Terphenyl-d14	244	18.600	18.600	(0.916)	217341	10.0000	9.830
	67 Butylbenzylphthalate	149	19.471	19.471	(0.959)	158873	10.0000	10.23
	68 Benzo(a)anthracene	228	20.283	20.283	(0.999)	390846	10.0000	10.14
*	69 Chrysene-d12	240	20.310	20.309	(1.000)	491821	20.0000	
	70 3,3'-Dichlorobenzidine	252	20.272	20.272	(0.998)	156704	10.0000	9.936
	71 Chrysene	228	20.352	20.347	(1.002)	346437	10.0000	10.00
	72 bis(2-Ethylhexyl)phthalate	149	20.465	20.464	(0.956)	237828	10.0000	9.579
*	134 Di-n-octylphthalate-d4	153	21.405	21.404	(1.000)	821057	20.0000	
	73 Di-n-octylphthalate	149	21.410	21.410	(1.000)	481121	10.0000	10.16

	Compounds	QUANT SIG MASS	RT	EXP RT	REL RT	RESPONSE	AMOUNTS CAL-AMT (ug/mL)	AMOUNTS ON-COL (ug/mL)
74	Benzo(b)fluoranthene	252	21.960	21.955	(0.976)	425035	10.0000	10.15
75	Benzo(k)fluoranthene	252	21.992	21.987	(0.977)	439615	10.0000	9.923
76	Benzo(a)pyrene	252	22.425	22.425	(0.996)	373607	10.0000	9.718
* 77	Perylene-d12	264	22.511	22.510	(1.000)	583204	20.0000	
78	Indeno(1,2,3-cd)pyrene	276	24.322	24.316	(1.080)	434664	10.0000	9.533
79	Dibenzo(a,h)anthracene	278	24.343	24.343	(1.081)	364749	10.0000	9.522
80	Benzo(g,h,i)perylene	276	24.322	24.316	(1.080)	434664	10.0000	9.533
90	N-Nitrosodimethylamine	74	4.048	4.043	(0.473)	108577	10.0000	10.11
103	Pyridine	79	4.048	4.059	(0.473)	160067	10.0000	10.07
91	Aniline	93	8.103	8.103	(0.946)	245519	10.0000	9.776
105	1-methylnaphthalene	141	11.971	11.970	(1.126)	178866	10.0000	9.950
93	Benzidine	184	18.173	18.172	(0.895)	184173	10.0000	11.15
111	Azobenzene (1,2-DP-Hydrazine)	77	14.674	14.673	(1.084)	320345	10.0000	10.21
144	alpha-Terpineol	59	10.667	10.667	(1.004)	109287	10.0000	10.04
143	1,4-Dioxane	88	3.279	3.284	(0.383)	64930	10.0000	9.922
$ 137	d8-1,4-Dioxane	96	3.215	3.220	(0.375)	63693	10.0000	9.715
133	Butylatedhydroxytoluene	205	13.680	13.680	(1.011)	207528	10.0000	9.822
115	Tributyl Phosphate	99	14.695	14.689	(0.922)	263740	10.0000	9.728
116	Dibutyl Phenyl Phosphate	175	16.458	16.458	(1.032)	152503	10.0000	9.742
117	Butyl Diphenyl Phosphate	94	18.173	18.167	(0.895)	70825	10.0000	9.789
118	Triphenyl Phosphate	326	19.797	19.796	(0.975)	57644	10.0000	9.856
123	Acetophenone	105	9.251	9.251	(1.080)	193969	10.0000	10.19

QC Flag Legend

M - Compound response manually integrated.

Analytical Resources, Inc.

INTERNAL STANDARD COMPOUNDS
AREA AND RT SUMMARY

Instrument ID: nt6.i
Lab File ID: 0101001.d
Lab Smp Id: ABN 10
Analysis Type: SV
Quant Type: ISTD
Operator: LJR/VTS
Method File: /chem1/nt6.i/20071001.b/SW846.m
Misc Info:

Calibration Date: 01-OCT-2007
Calibration Time: 10:54
Client Smp ID: ABN 10
Level:
Sample Type:

COMPOUND	STANDARD	AREA LIMIT LOWER	AREA LIMIT UPPER	SAMPLE	%DIFF
8 1,4-Dichlorobenze	212076	106038	424152	187530	-11.57
27 Naphthalene-d8	656578	328289	1313156	582044	-11.35
42 Acenaphthene-d10	353705	176852	707410	314859	-10.98
59 Phenanthrene-d10	526440	263220	1052880	460748	-12.48
69 Chrysene-d12	581923	290962	1163846	491821	-15.48
134 Di-n-octylphthala	979097	489548	1958194	821057	-16.14
77 Perylene-d12	686531	343266	1373062	583204	-15.05

COMPOUND	STANDARD	RT LIMIT LOWER	RT LIMIT UPPER	SAMPLE	%DIFF
8 1,4-Dichlorobenze	8.57	8.07	9.07	8.56	-0.06
27 Naphthalene-d8	10.63	10.13	11.13	10.63	0.00
42 Acenaphthene-d10	13.53	13.03	14.03	13.53	0.00
59 Phenanthrene-d10	15.95	15.45	16.45	15.94	-0.03
69 Chrysene-d12	20.32	19.82	20.82	20.31	-0.03
134 Di-n-octylphthala	21.41	20.91	21.91	21.40	-0.03
77 Perylene-d12	22.52	22.02	23.02	22.51	-0.02

AREA UPPER LIMIT = +100% of internal standard area.
AREA LOWER LIMIT = - 50% of internal standard area.
RT UPPER LIMIT = + 0.50 minutes of internal standard RT.
RT LOWER LIMIT = - 0.50 minutes of internal standard RT.

Data File: /chem1/nt6.i/20071001.b/0101001.d
Date : 01-OCT-2007 13:47
Client ID: ABN 10
Sample Info: ABN 10

Instrument: nt6.i

Operator: LJR/VTS
Column diameter: 0.32

Column phase: ZB-5

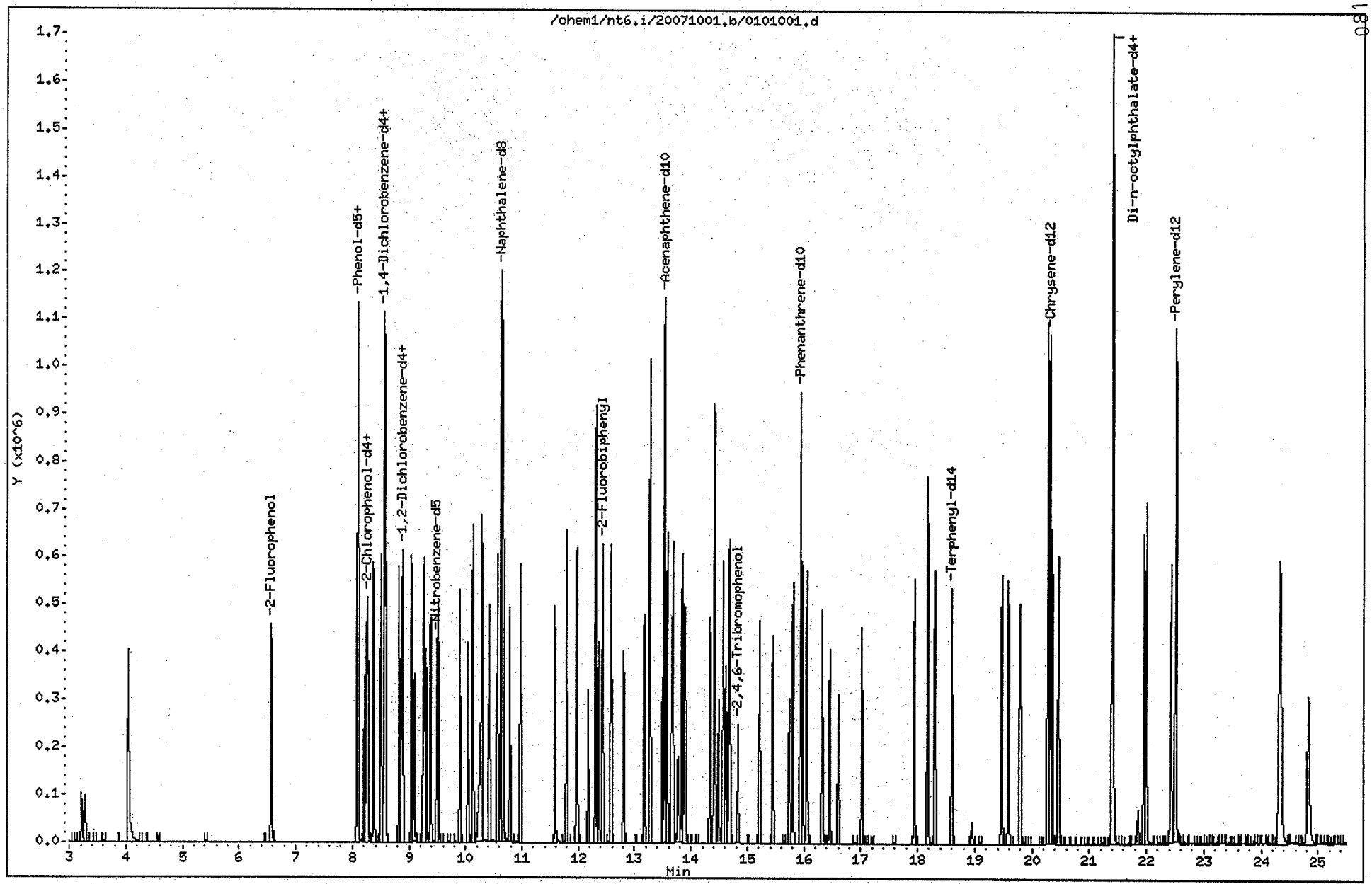

ABN 10, /chem1/nt6.i/20071001.b/0101001.d
Benzoic acid Amount: 18.72

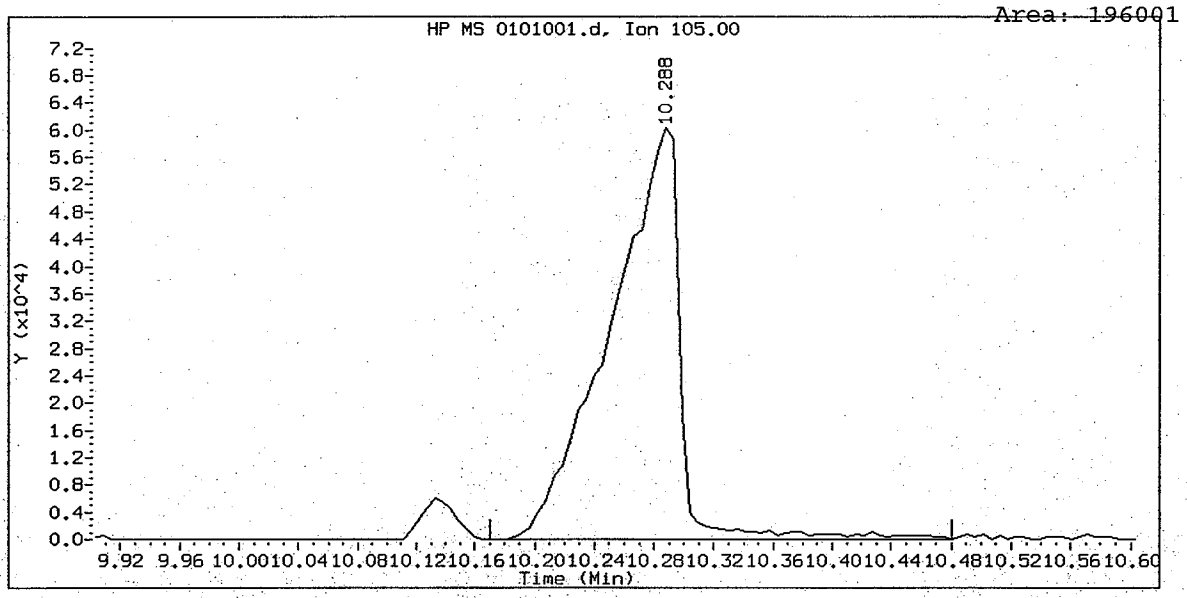

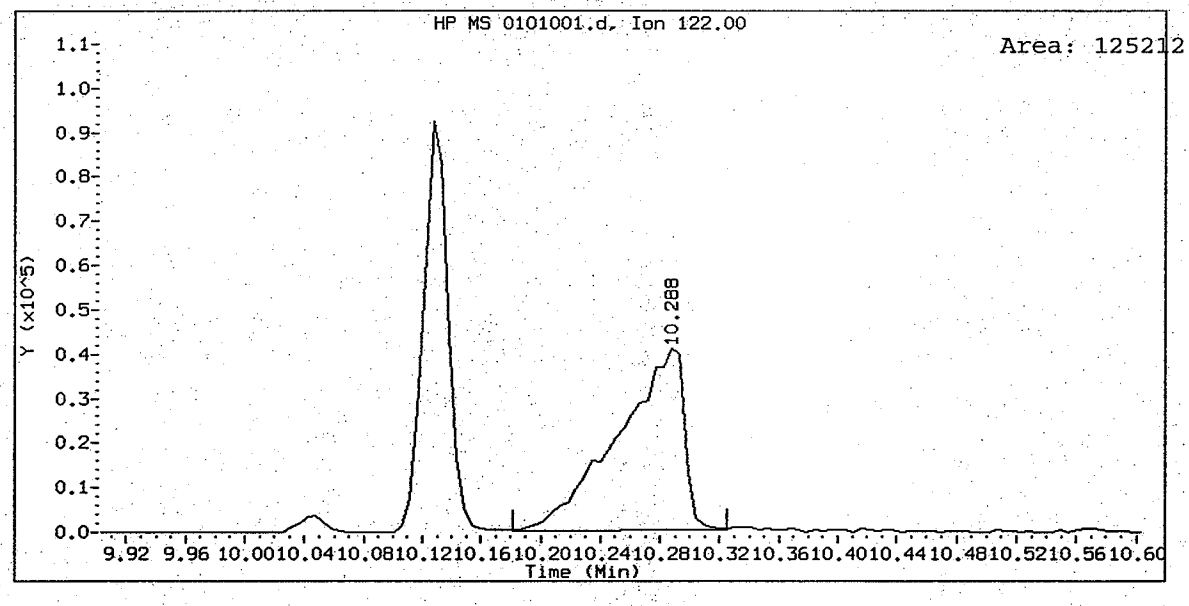

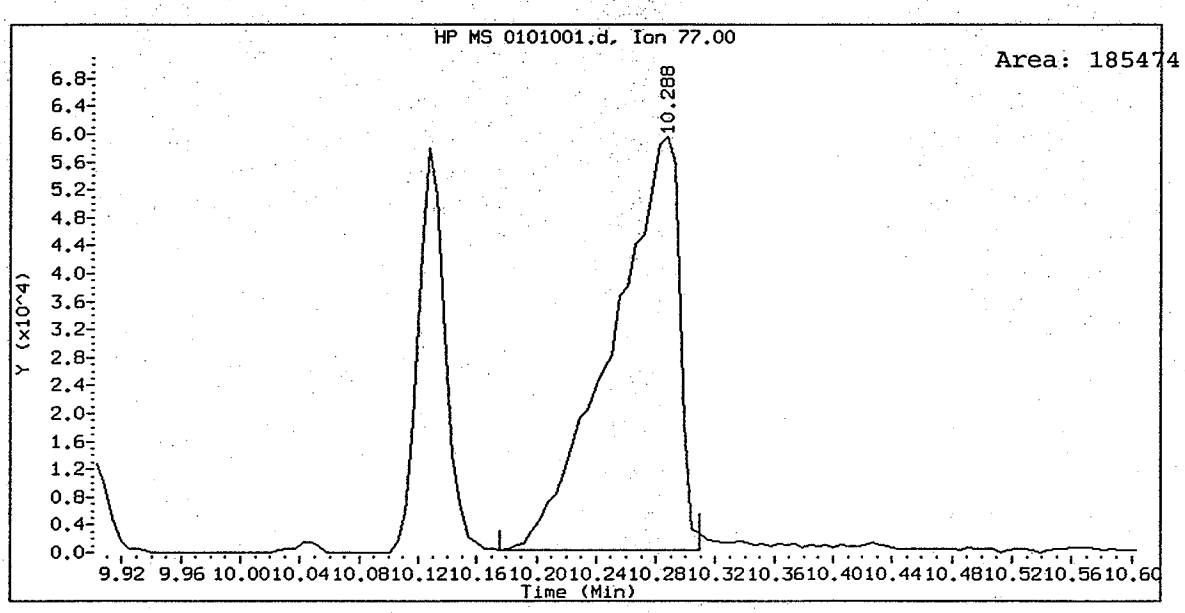

ABN 10, /chem1/nt6.i/20071001.b/0101001.d
4-Nitrophenol Amount: 10.22

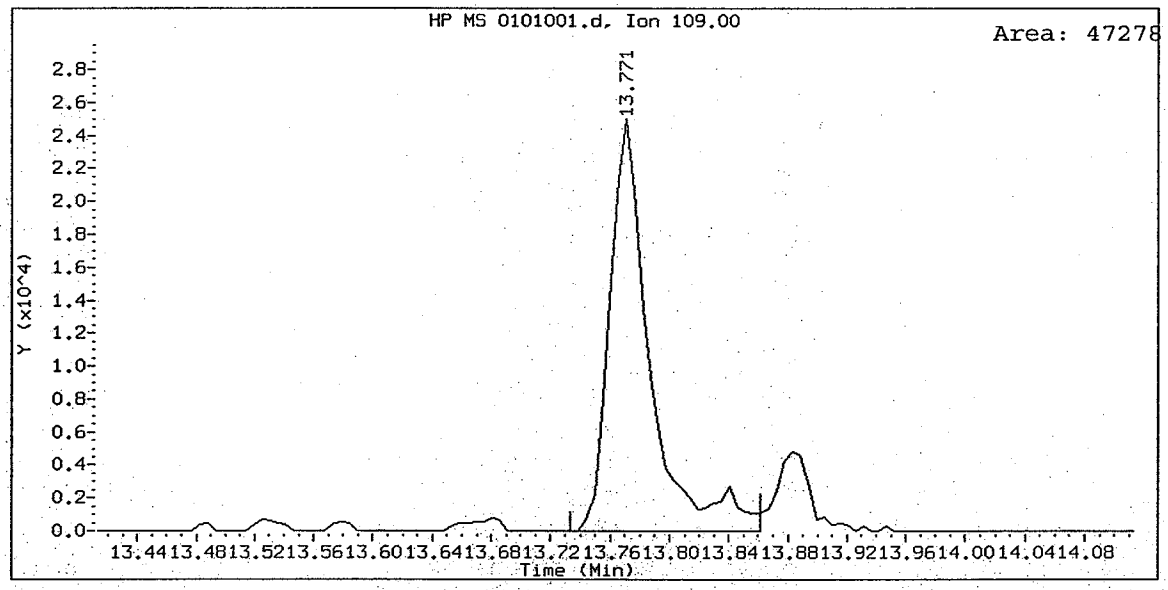

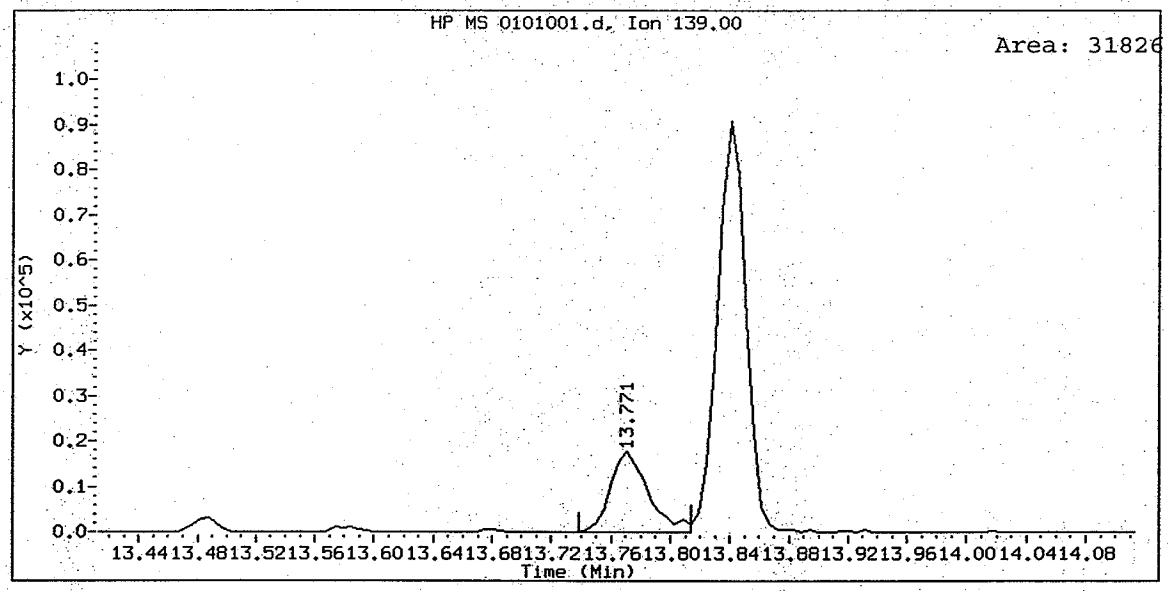

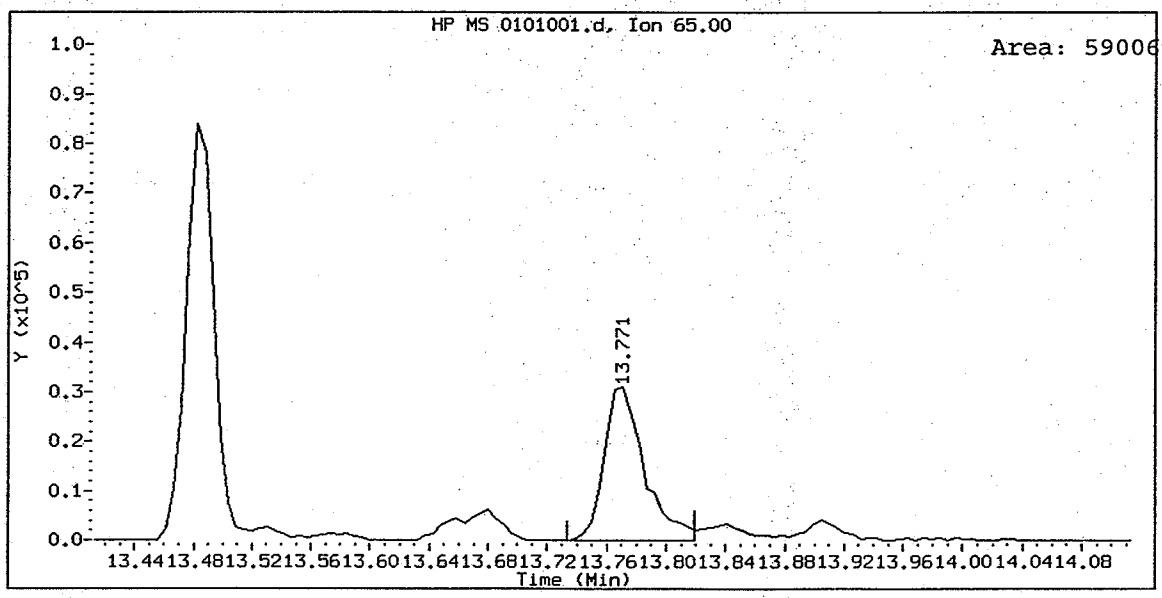

Analytical Resources, Inc.

Semivolatile Report SW846 Method 8270D

Data file : /chem1/nt6.i/20071001.b/0251001.d
Lab Smp Id: ABN 25 Client Smp ID: ABN 25
Inj Date : 01-OCT-2007 10:54
Operator : LJR/VTS Inst ID: nt6.i
Smp Info : ABN 25
Misc Info :
Comment : 1ul Injection
Method : /chem1/nt6.i/20071001.b/SW846.m
Meth Date : 01-Oct-2007 16:04 jeff Quant Type: ISTD
Cal Date : 01-OCT-2007 13:12 Cal File: 0051001.d
Als bottle: 1 Calibration Sample, Level: 4
Dil Factor: 1.00000
Integrator: HP RTE Compound Sublist: ICAL.sub
Target Version: 3.50

LJR 10/1/07

	Compounds	QUANT SIG MASS	RT	EXP RT	REL RT	RESPONSE	AMOUNTS CAL-AMT (ug/mL)	AMOUNTS ON-COL (ug/mL)
$	1 2-Fluorophenol	112	6.580	6.575	(0.768)	385264	25.0000	24.65
$	2 Phenol-d5	99	8.087	8.081	(0.944)	503304	25.0000	25.21
	3 Phenol	94	8.108	8.097	(0.946)	644360	25.0000	26.04
$	5 2-Chlorophenol-d4	132	8.252	8.252	(0.963)	331715	25.0000	24.95
	4 Bis(2-Chloroethyl)ether	93	8.220	8.209	(0.959)	407325	25.0000	24.36
	6 2-Chlorophenol	128	8.279	8.273	(0.966)	370729	25.0000	24.91
	7 1,3-Dichlorobenzene	146	8.504	8.503	(0.993)	409804	25.0000	24.78
*	8 1,4-Dichlorobenzene-d4	152	8.568	8.562	(1.000)	212076	20.0000	
	9 1,4-Dichlorobenzene	146	8.589	8.589	(1.002)	427312	25.0000	25.05
$	10 1,2-Dichlorobenzene-d4	152	8.867	8.866	(1.035)	241738	25.0000	24.24
	12 1,2-Dichlorobenzene	146	8.888	8.888	(1.037)	397569	25.0000	24.79
	11 Benzyl alcohol	108	8.829	8.824	(1.031)	242681	25.0000	25.09
	14 2,2'-oxybis(1-Chloropropane)	45	9.097	9.091	(1.062)	384388	25.0000	24.91
	13 2-Methylphenol	108	9.048	9.043	(1.056)	365584	25.0000	25.71
	17 Hexachloroethane	117	9.385	9.385	(1.095)	185415	25.0000	24.61
	16 N-Nitroso-di-n-propylamine	70	9.310	9.305	(1.087)	361321	25.0000	24.23
	15 4-Methylphenol	108	9.278	9.272	(1.083)	383316	25.0000	25.74
$	18 Nitrobenzene-d5	82	9.497	9.491	(0.893)	513983	25.0000	24.36
	19 Nitrobenzene	77	9.529	9.518	(0.896)	547139	25.0000	24.17
	20 Isophorone	82	9.909	9.903	(0.932)	823270	25.0000	24.69
	21 2-Nitrophenol	139	10.047	10.047	(0.945)	188102	25.0000	24.84
	22 2,4-Dimethylphenol	107	10.133	10.127	(0.953)	431298	25.0000	24.93
	23 Bis(2-Chloroethoxy)methane	93	10.293	10.287	(0.968)	462020	25.0000	25.00
	24 Benzoic acid	105	10.347	10.255	(0.973)	602488	50.0000	51.02
	25 2,4-Dichlorophenol	162	10.427	10.421	(0.981)	289567	25.0000	25.25
	26 1,2,4-Trichlorobenzene	180	10.571	10.565	(0.994)	343619	25.0000	24.58
*	27 Naphthalene-d8	136	10.630	10.629	(1.000)	656578	20.0000	

	Compounds	QUANT SIG MASS	RT	EXP RT	REL RT	RESPONSE	AMOUNTS CAL-AMT (ug/mL)	AMOUNTS ON-COL (ug/mL)
	28 Naphthalene	128	10.662	10.661	(1.003)	1034995	25.0000	25.57
	29 4-Chloroaniline	127	10.790	10.784	(1.015)	390867	25.0000	24.97
	30 Hexachlorobutadiene	225	10.977	10.977	(1.033)	228607	25.0000	24.52
	31 4-Chloro-3-methylphenol	107	11.591	11.586	(1.090)	337456	25.0000	25.19
	32 2-Methylnaphthalene	141	11.794	11.794	(1.110)	509558	25.0000	25.06
	33 Hexachlorocyclopentadiene	237	12.179	12.179	(0.900)	203086	25.0000	25.85
	34 2,4,6-Trichlorophenol	196	12.307	12.301	(0.910)	218885	25.0000	25.07
	35 2,4,5-Trichlorophenol	196	12.361	12.360	(0.914)	214009	25.0000	25.30
$	36 2-Fluorobiphenyl	172	12.441	12.435	(0.919)	679789	25.0000	24.68
	37 2-Chloronaphthalene	162	12.590	12.585	(0.930)	574394	25.0000	24.28
	38 2-Nitroaniline	65	12.809	12.804	(0.947)	258212	25.0000	24.37
	39 Dimethylphthalate	163	13.178	13.172	(0.974)	593721	25.0000	24.80
	40 Acenaphthylene	152	13.279	13.274	(0.981)	917083	25.0000	25.29
	41 2,6-Dinitrotoluene	165	13.279	13.274	(0.981)	151141	25.0000	25.38
*	42 Acenaphthene-d10	164	13.531	13.530	(1.000)	353705	20.0000	
	43 3-Nitroaniline	138	13.493	13.482	(0.997)	143618	25.0000	25.25
	44 Acenaphthene	153	13.584	13.578	(1.004)	568200	25.0000	24.82
	45 2,4-Dinitrophenol	184	13.664	13.658	(1.010)	239800	50.0000	54.36
	46 Dibenzofuran	168	13.846	13.840	(1.023)	792094	25.0000	24.70
	47 4-Nitrophenol	109	13.776	13.765	(1.018)	127210	25.0000	24.47(M)
	48 2,4-Dinitrotoluene	165	13.915	13.909	(1.028)	178519	25.0000	24.64
	50 Diethylphthalate	149	14.348	14.337	(1.060)	591772	25.0000	24.45
	49 Fluorene	166	14.412	14.406	(1.065)	643047	25.0000	25.39
	51 4-Chlorophenyl-phenylether	204	14.423	14.422	(1.066)	349229	25.0000	24.74
	52 4-Nitroaniline	138	14.503	14.486	(1.072)	128323	25.0000	25.21
	53 4,6-Dinitro-2-methylphenol	198	14.583	14.572	(0.915)	273546	50.0000	51.31
	54 N-Nitrosodiphenylamine	169	14.626	14.625	(0.917)	321127	25.0000	23.93
$	55 2,4,6-Tribromophenol	330	14.839	14.834	(1.097)	85781	25.0000	25.00
	56 4-Bromophenyl-phenylether	248	15.219	15.218	(0.954)	179869	25.0000	24.69
	57 Hexachlorobenzene	284	15.454	15.448	(0.969)	179370	25.0000	24.20
	58 Pentachlorophenol	266	15.748	15.742	(0.988)	111573	25.0000	23.99
*	59 Phenanthrene-d10	188	15.945	15.939	(1.000)	526440	20.0000	
	60 Phenanthrene	178	15.983	15.977	(1.002)	830968	25.0000	24.60
	61 Anthracene	178	16.052	16.046	(1.007)	846658	25.0000	25.03
	62 Carbazole	167	16.330	16.319	(1.024)	749976	25.0000	24.93
	63 Di-n-butylphthalate	149	17.024	17.019	(1.068)	854507	25.0000	24.36
	64 Fluoranthene	202	17.948	17.943	(1.126)	965336	25.0000	24.99
	65 Pyrene	202	18.312	18.306	(0.901)	1006187	25.0000	24.07
$	66 Terphenyl-d14	244	18.606	18.600	(0.916)	640449	25.0000	24.48
	67 Butylbenzylphthalate	149	19.476	19.471	(0.959)	448304	25.0000	24.39
	68 Benzo(a)anthracene	228	20.288	20.283	(0.999)	1158223	25.0000	25.40
*	69 Chrysene-d12	240	20.315	20.309	(1.000)	581923	20.0000	
	70 3,3'-Dichlorobenzidine	252	20.278	20.272	(0.998)	477405	25.0000	25.58
	71 Chrysene	228	20.358	20.347	(1.002)	1030298	25.0000	25.15
	72 bis(2-Ethylhexyl)phthalate	149	20.470	20.464	(0.956)	719529	25.0000	24.30
*	134 Di-n-octylphthalate-d4	153	21.410	21.404	(1.000)	979097	20.0000	
	73 Di-n-octylphthalate	149	21.416	21.410	(1.000)	1372888	25.0000	24.31

	Compounds	QUANT SIG MASS	RT	EXP RT	REL RT	RESPONSE	AMOUNTS CAL-AMT (ug/mL)	AMOUNTS ON-COL (ug/mL)
74	Benzo(b)fluoranthene	252	21.966	21.955	(0.976)	1182844	25.0000	23.99
75	Benzo(k)fluoranthene	252	22.003	21.987	(0.977)	1371760	25.0000	26.30
76	Benzo(a)pyrene	252	22.436	22.425	(0.996)	1138521	25.0000	25.16
* 77	Perylene-d12	264	22.516	22.510	(1.000)	686531	20.0000	
78	Indeno(1,2,3-cd)pyrene	276	24.338	24.316	(1.081)	1352442	25.0000	25.20
79	Dibenzo(a,h)anthracene	278	24.359	24.343	(1.082)	1145924	25.0000	25.41
80	Benzo(g,h,i)perylene	276	24.338	24.316	(1.081)	1352442	25.0000	25.20
90	N-Nitrosodimethylamine	74	4.054	4.043	(0.473)	305390	25.0000	25.15
103	Pyridine	79	4.038	4.059	(0.471)	456967	25.0000	25.42
91	Aniline	93	8.108	8.103	(0.946)	714994	25.0000	25.18
105	1-methylnaphthalene	141	11.971	11.970	(1.126)	501362	25.0000	24.72
93	Benzidine	184	18.178	18.172	(0.895)	437662	25.0000	22.40
111	Azobenzene (1,2-DP-Hydrazine)	77	14.679	14.673	(1.085)	871283	25.0000	24.73
144	alpha-Terpineol	59	10.672	10.667	(1.004)	307560	25.0000	25.04
143	1,4-Dioxane	88	3.279	3.284	(0.383)	182672	25.0000	24.68
$ 137	d8-1,4-Dioxane	96	3.215	3.220	(0.375)	185085	25.0000	24.96
133	Butylatedhydroxytoluene	205	13.685	13.680	(1.011)	579434	25.0000	24.41
115	Tributyl Phosphate	99	14.700	14.689	(0.922)	767908	25.0000	24.79
116	Dibutyl Phenyl Phosphate	175	16.458	16.458	(1.032)	438062	25.0000	24.49
117	Butyl Diphenyl Phosphate	94	18.173	18.167	(0.895)	204727	25.0000	23.92
118	Triphenyl Phosphate	326	19.802	19.796	(0.975)	169878	25.0000	24.55
123	Acetophenone	105	9.257	9.251	(1.080)	533720	25.0000	24.80

QC Flag Legend

M - Compound response manually integrated.

Analytical Resources, Inc.

INTERNAL STANDARD COMPOUNDS
AREA AND RT SUMMARY

Instrument ID: nt6.i
Lab File ID: 0251001.d
Lab Smp Id: ABN 25
Analysis Type: SV
Quant Type: ISTD
Operator: LJR/VTS
Method File: /chem1/nt6.i/20071001.b/SW846.m
Misc Info:

Calibration Date: 01-OCT-2007
Calibration Time: 10:54
Client Smp ID: ABN 25
Level:
Sample Type:

COMPOUND	STANDARD	AREA LIMIT LOWER	AREA LIMIT UPPER	SAMPLE	%DIFF
8 1,4-Dichlorobenze	212076	106038	424152	212076	0.00
27 Naphthalene-d8	656578	328289	1313156	656578	0.00
42 Acenaphthene-d10	353705	176852	707410	353705	0.00
59 Phenanthrene-d10	526440	263220	1052880	526440	0.00
69 Chrysene-d12	581923	290962	1163846	581923	0.00
134 Di-n-octylphthala	979097	489548	1958194	979097	0.00
77 Perylene-d12	686531	343266	1373062	686531	0.00

COMPOUND	STANDARD	RT LIMIT LOWER	RT LIMIT UPPER	SAMPLE	%DIFF
8 1,4-Dichlorobenze	8.57	8.07	9.07	8.57	0.00
27 Naphthalene-d8	10.63	10.13	11.13	10.63	0.00
42 Acenaphthene-d10	13.53	13.03	14.03	13.53	0.00
59 Phenanthrene-d10	15.95	15.45	16.45	15.95	0.00
69 Chrysene-d12	20.32	19.82	20.82	20.32	0.00
134 Di-n-octylphthala	21.41	20.91	21.91	21.41	0.00
77 Perylene-d12	22.52	22.02	23.02	22.52	0.00

AREA UPPER LIMIT = +100% of internal standard area.
AREA LOWER LIMIT = - 50% of internal standard area.
RT UPPER LIMIT = + 0.50 minutes of internal standard RT.
RT LOWER LIMIT = - 0.50 minutes of internal standard RT.

Data File: /chem1/nt6.i/20071001.b/0251001.d
Date : 01-OCT-2007 10:54
Client ID: ABN 25
Sample Info: ABN 25

Column phase: ZB-5

Instrument: nt6.i

Operator: LJR/VTS
Column diameter: 0.32

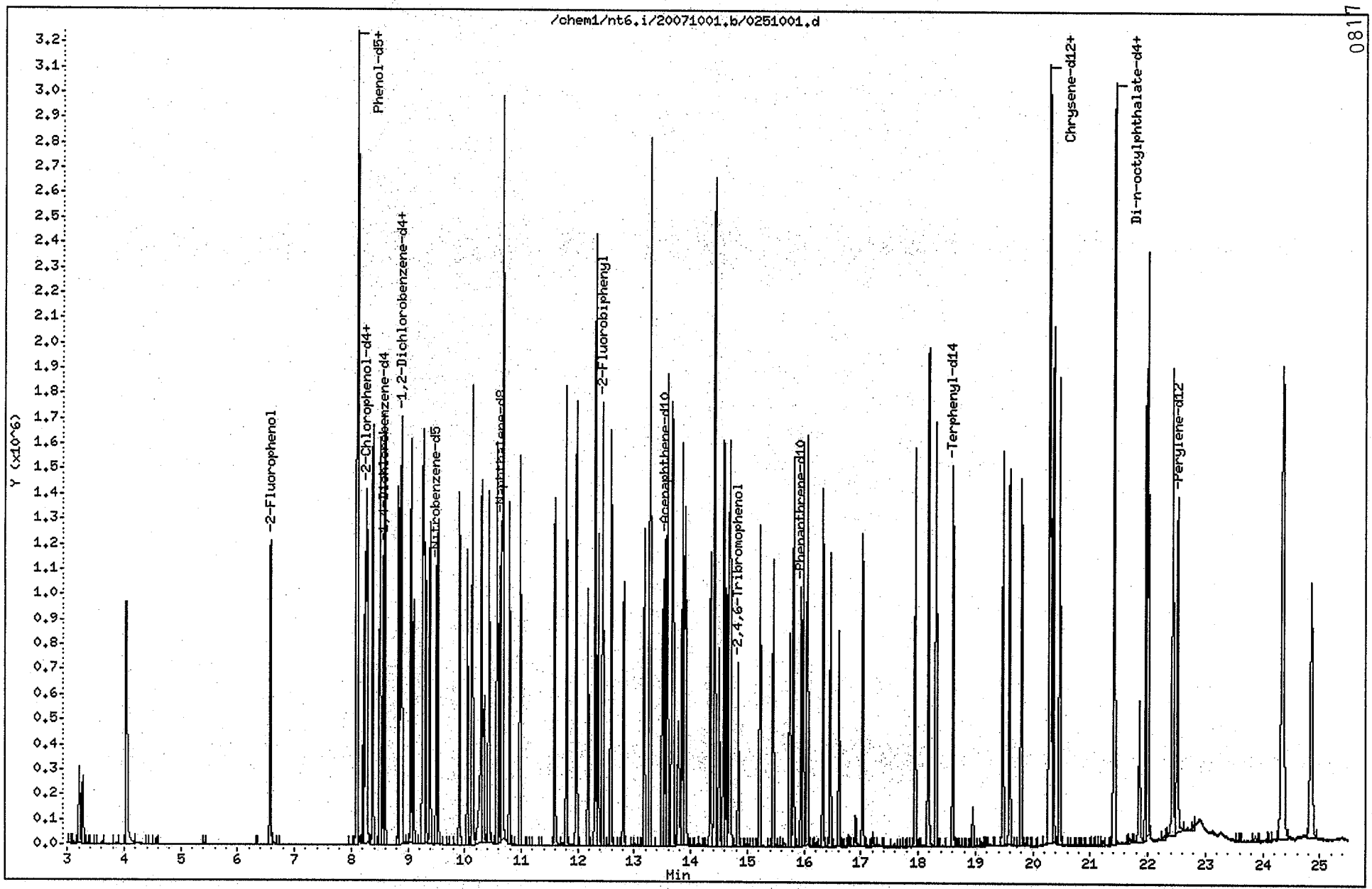

ABN 25, /chem1/nt6.i/20071001.b/0251001.d
4-Nitrophenol Amount: 24.47

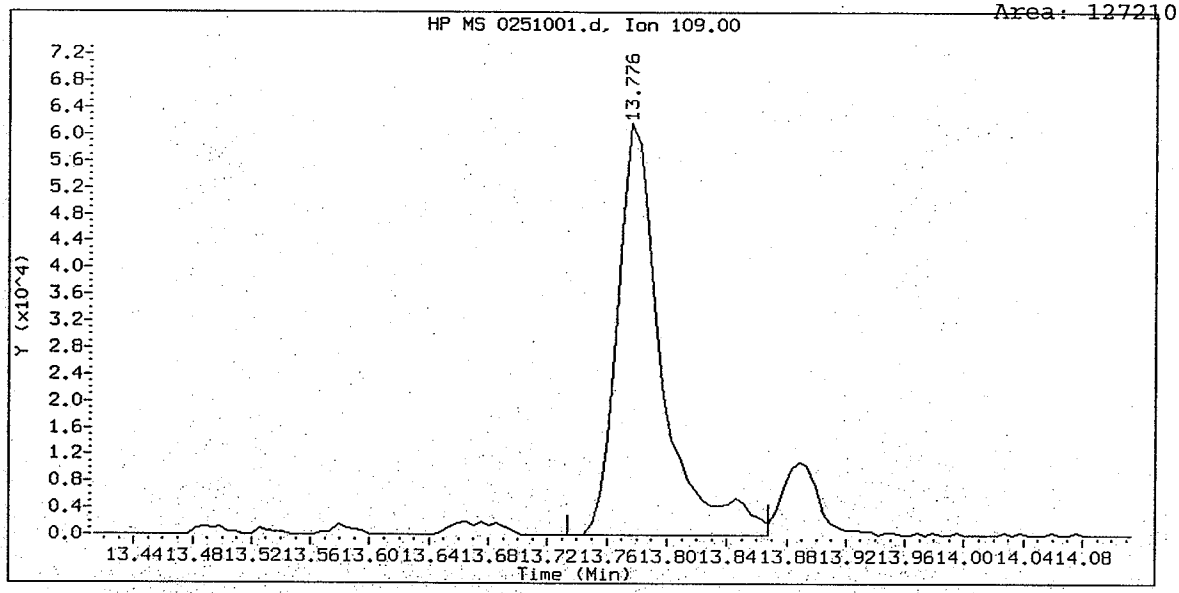

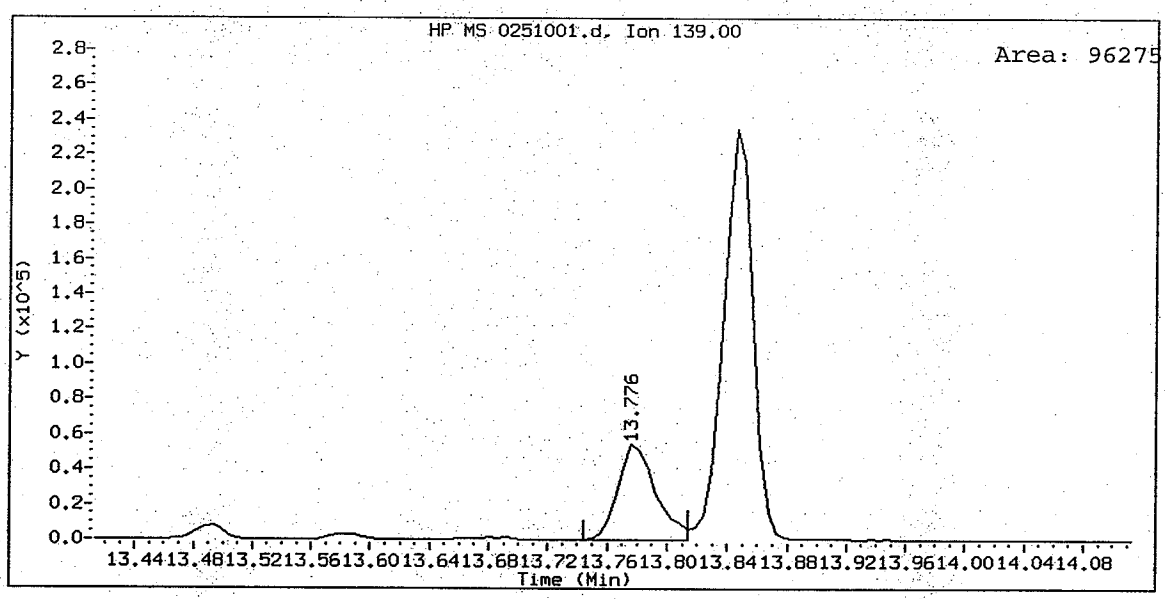

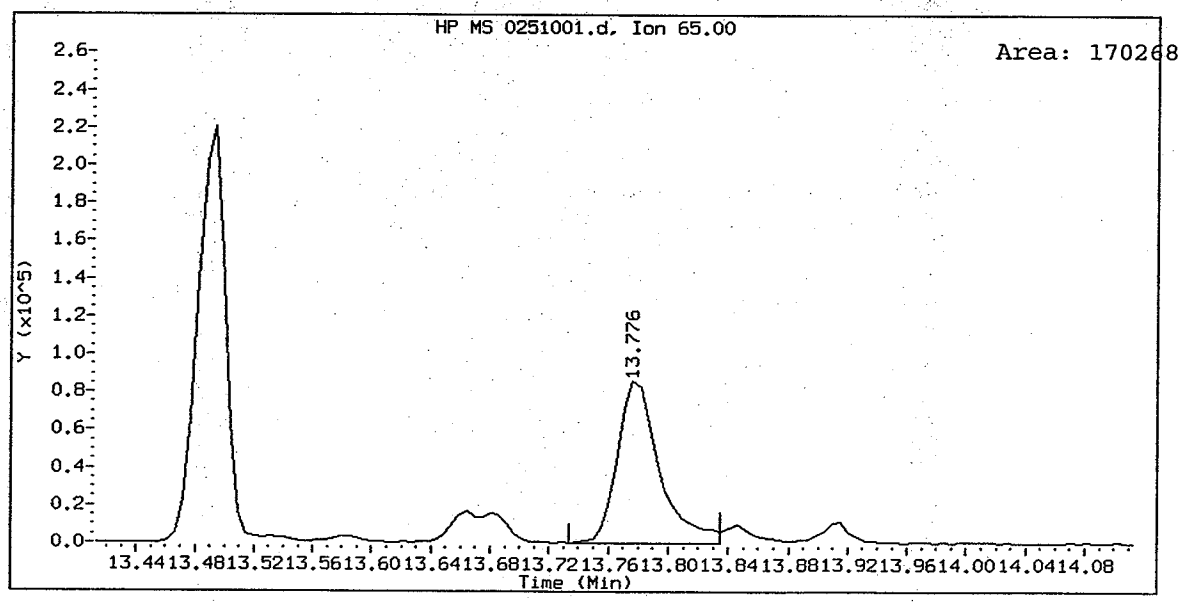

Analytical Resources Inc.
ABN by sw846 8270C
DDT Breakdown Report

Data file: /chem1/nt6.i/20071001.b/ddt.b/0251001.d ARI ID:
Method: /chem1/nt6.i/20071001.b/ddt.b/sw846ddt.m Misc:
Analysis Date: 01-OCT-2007 10:54 Instrument: nt6.i

COMPOUND	RT	AREA
Pentachlorophenol	15.748	111573
Benzidine	18.178	435979
4,4'-DDE	----	----
4,4'-DDD	19.113	4208
4,4'-DDT	19.594	357840

LJK 10/1/07

$$\text{DDT Percent Breakdown} = \frac{(\text{DDE Area} + \text{DDD Area}) * 100}{(\text{DDE Area} + \text{DDD Area} + \text{DDT Area})}$$

$$\text{DDT Percent Breakdown} = \frac{(0 + 4208) * 100}{(0 + 4208 + 357840)}$$

DDT Percent Breakdown = 1.2 %

Data File: /chem1/nt6.i/20071001.b/ddt.b/0251001.d
Injection Date: 01-OCT-2007 10:54
Instrument: nt6.i
Client Sample ID:

Compound: Pentachlorophenol
CAS Number: 87-86-5

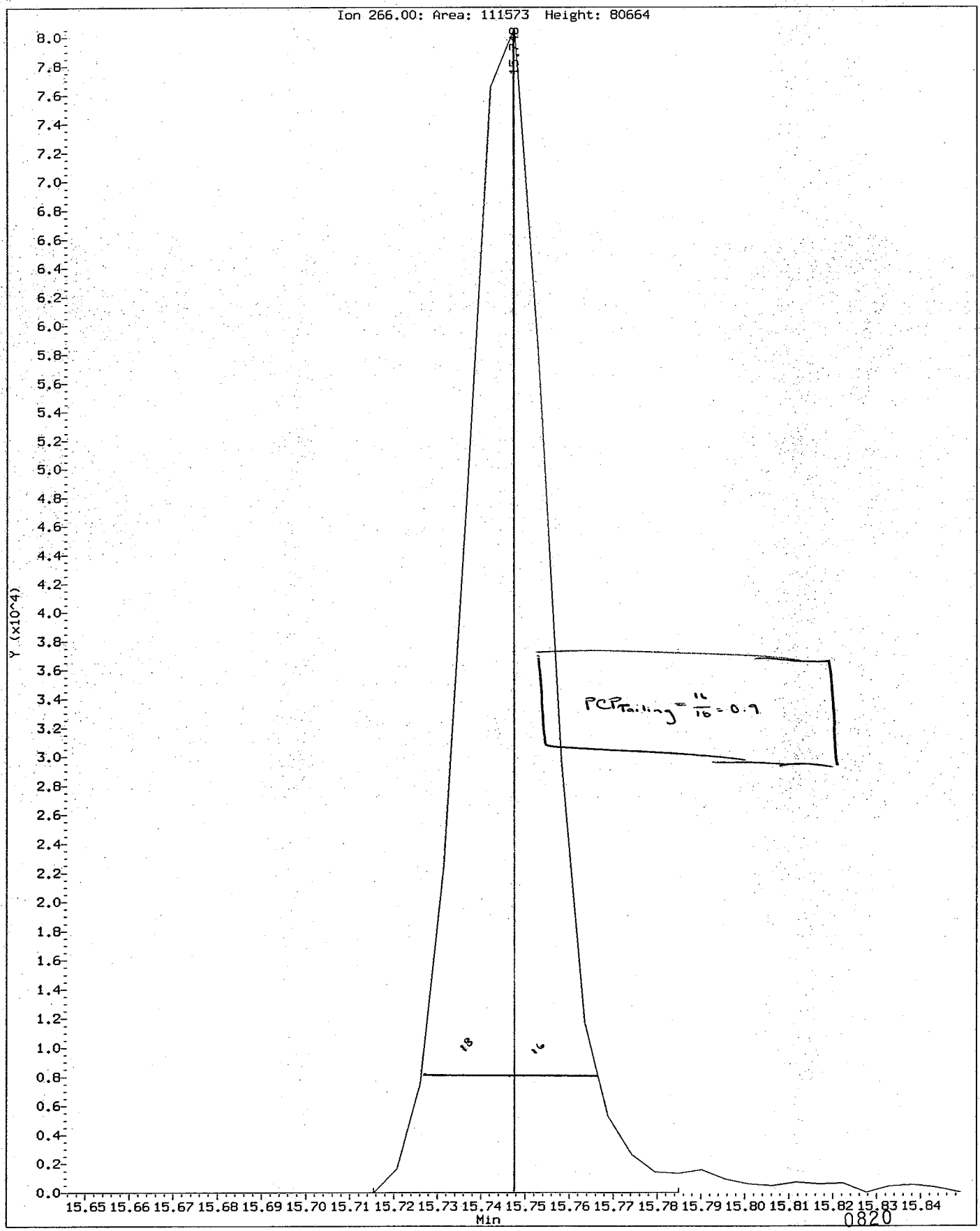

Data File: /chem1/nt6.i/20071001.b/ddt.b/0251001.d
Injection Date: 01-OCT-2007 10:54
Instrument: nt6.i
Client Sample ID:

Compound: Benzidine
CAS Number:

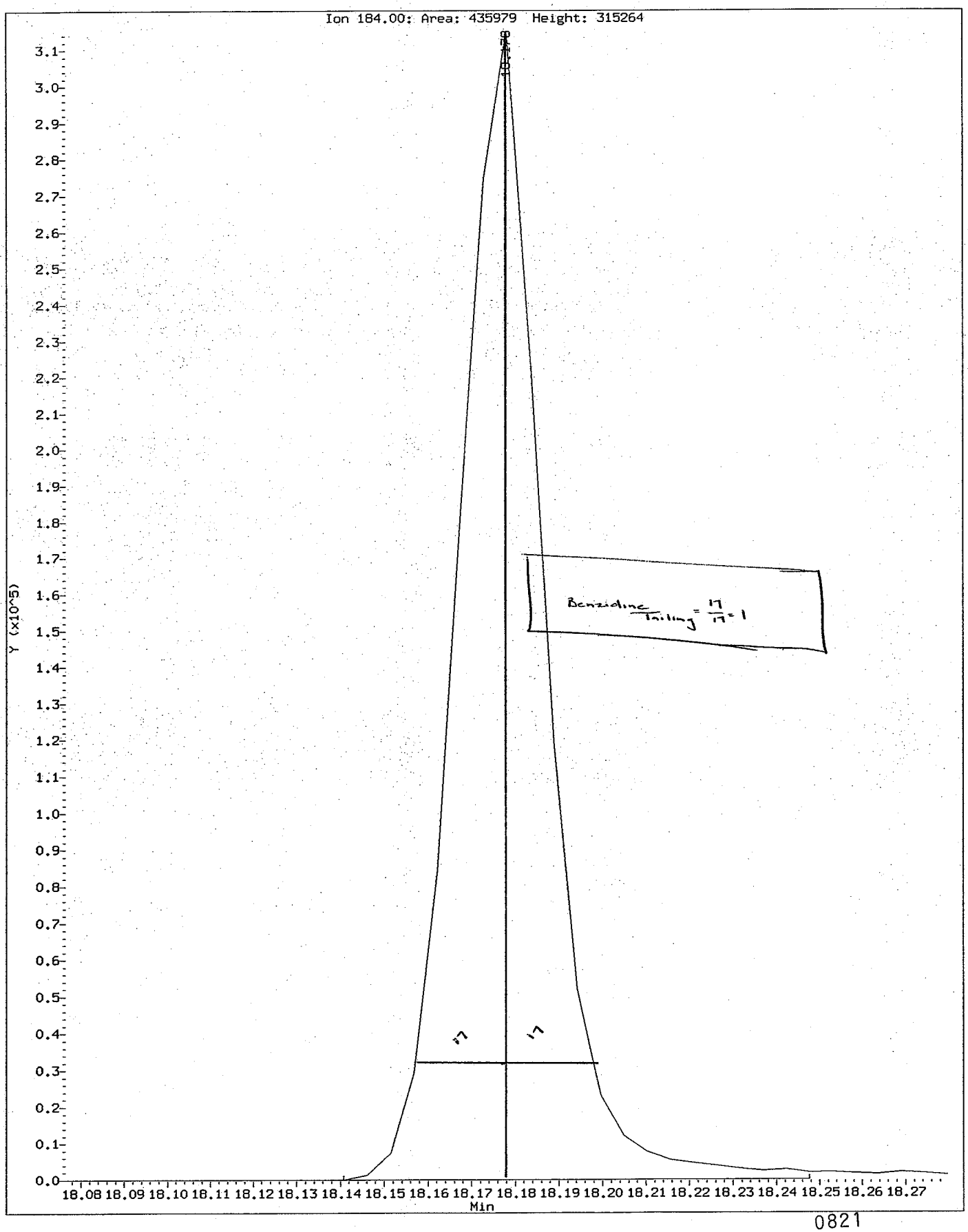

Analytical Resources, Inc.

Semivolatile Report SW846 Method 8270D

Data file : /chem1/nt6.i/20071001.b/0401001.d
Lab Smp Id: ABN 40 Client Smp ID: ABN 40
Inj Date : 01-OCT-2007 12:38
Operator : LJR/VTS Inst ID: nt6.i
Smp Info : ABN 40
Misc Info :
Comment : 1ul Injection
Method : /chem1/nt6.i/20071001.b/SW846.m
Meth Date : 01-Oct-2007 16:04 jeff Quant Type: ISTD
Cal Date : 01-OCT-2007 13:12 Cal File: 0051001.d
Als bottle: 4 Calibration Sample, Level: 5
Dil Factor: 1.00000
Integrator: HP RTE Compound Sublist: ICAL.sub
Target Version: 3.50

	Compounds	QUANT SIG MASS	RT	EXP RT	REL RT	RESPONSE	AMOUNTS CAL-AMT (ug/mL)	AMOUNTS ON-COL (ug/mL)
$	1 2-Fluorophenol	112	6.577	6.575	(0.768)	591771	40.0000	40.71
$	2 Phenol-d5	99	8.094	8.081	(0.945)	771298	40.0000	41.54
	3 Phenol	94	8.110	8.097	(0.947)	1004928	40.0000	43.67
$	5 2-Chlorophenol-d4	132	8.255	8.252	(0.964)	500633	40.0000	40.48
	4 Bis(2-Chloroethyl)ether	93	8.222	8.209	(0.960)	608543	40.0000	39.13
	6 2-Chlorophenol	128	8.281	8.273	(0.967)	565851	40.0000	40.87
	7 1,3-Dichlorobenzene	146	8.506	8.503	(0.993)	618717	40.0000	40.22
*	8 1,4-Dichlorobenzene-d4	152	8.564	8.562	(1.000)	197243	20.0000	
	9 1,4-Dichlorobenzene	146	8.591	8.589	(1.003)	646333	40.0000	40.74
$	10 1,2-Dichlorobenzene-d4	152	8.869	8.866	(1.036)	377267	40.0000	40.68
	12 1,2-Dichlorobenzene	146	8.890	8.888	(1.038)	610700	40.0000	40.94
	11 Benzyl alcohol	108	8.831	8.824	(1.031)	379249	40.0000	42.15
	14 2,2'-oxybis(1-Chloropropane)	45	9.099	9.091	(1.062)	556797	40.0000	38.80
	13 2-Methylphenol	108	9.056	9.043	(1.057)	552198	40.0000	41.75
	17 Hexachloroethane	117	9.387	9.385	(1.096)	284832	40.0000	40.65
	16 N-Nitroso-di-n-propylamine	70	9.318	9.305	(1.088)	536131	40.0000	38.66
	15 4-Methylphenol	108	9.286	9.272	(1.084)	583711	40.0000	42.14
$	18 Nitrobenzene-d5	82	9.499	9.491	(0.893)	771428	40.0000	40.11
	19 Nitrobenzene	77	9.531	9.518	(0.896)	809206	40.0000	39.20
	20 Isophorone	82	9.911	9.903	(0.932)	1197579	40.0000	39.40
	21 2-Nitrophenol	139	10.049	10.047	(0.945)	277783	40.0000	40.24
	22 2,4-Dimethylphenol	107	10.135	10.127	(0.953)	655120	40.0000	41.54
	23 Bis(2-Chloroethoxy)methane	93	10.295	10.287	(0.968)	684427	40.0000	40.63
	24 Benzoic acid	105	10.386	10.255	(0.977)	901981	80.0000	83.79(M)
	25 2,4-Dichlorophenol	162	10.429	10.421	(0.981)	431827	40.0000	41.31
	26 1,2,4-Trichlorobenzene	180	10.573	10.565	(0.994)	508518	40.0000	39.90
*	27 Naphthalene-d8	136	10.632	10.629	(1.000)	598570	20.0000	

	Compounds	QUANT SIG MASS	RT	EXP RT	REL RT	RESPONSE	AMOUNTS CAL-AMT (ug/mL)	AMOUNTS ON-COL (ug/mL)
	28 Naphthalene	128	10.664	10.661	(1.003)	1567833	40.0000	42.49
	29 4-Chloroaniline	127	10.792	10.784	(1.015)	576974	40.0000	40.42
	30 Hexachlorobutadiene	225	10.979	10.977	(1.033)	344001	40.0000	40.47
	31 4-Chloro-3-methylphenol	107	11.588	11.586	(1.090)	504660	40.0000	41.32
	32 2-Methylnaphthalene	141	11.796	11.794	(1.110)	753042	40.0000	40.62
	33 Hexachlorocyclopentadiene	237	12.181	12.179	(0.900)	311654	40.0000	44.52
	34 2,4,6-Trichlorophenol	196	12.309	12.301	(0.910)	335861	40.0000	43.17
	35 2,4,5-Trichlorophenol	196	12.363	12.360	(0.914)	320680	40.0000	42.55
$	36 2-Fluorobiphenyl	172	12.437	12.435	(0.919)	1015357	40.0000	41.38
	37 2-Chloronaphthalene	162	12.587	12.585	(0.930)	862546	40.0000	40.91
	38 2-Nitroaniline	65	12.811	12.804	(0.947)	380428	40.0000	40.29
	39 Dimethylphthalate	163	13.180	13.172	(0.974)	856657	40.0000	40.16
	40 Acenaphthylene	152	13.276	13.274	(0.981)	1368665	40.0000	42.35
	41 2,6-Dinitrotoluene	165	13.281	13.274	(0.981)	230065	40.0000	43.36
*	42 Acenaphthene-d10	164	13.533	13.530	(1.000)	315169	20.0000	
	43 3-Nitroaniline	138	13.495	13.482	(0.997)	204867	40.0000	40.43
	44 Acenaphthene	153	13.586	13.578	(1.004)	834418	40.0000	40.91
	45 2,4-Dinitrophenol	184	13.666	13.658	(1.010)	409047	80.0000	104.1
	46 Dibenzofuran	168	13.848	13.840	(1.023)	1156635	40.0000	40.48
	47 4-Nitrophenol	109	13.784	13.765	(1.019)	203517	40.0000	43.94(M)
	48 2,4-Dinitrotoluene	165	13.917	13.909	(1.028)	268845	40.0000	41.65
	50 Diethylphthalate	149	14.350	14.337	(1.060)	870818	40.0000	40.38
	49 Fluorene	166	14.414	14.406	(1.065)	983628	40.0000	43.58
	51 4-Chlorophenyl-phenylether	204	14.425	14.422	(1.066)	536040	40.0000	42.62
	52 4-Nitroaniline	138	14.510	14.486	(1.072)	191039	40.0000	42.12
	53 4,6-Dinitro-2-methylphenol	198	14.585	14.572	(0.915)	425386	80.0000	85.49
	54 N-Nitrosodiphenylamine	169	14.628	14.625	(0.918)	480592	40.0000	38.37
$	55 2,4,6-Tribromophenol	330	14.841	14.834	(1.097)	126195	40.0000	41.27
	56 4-Bromophenyl-phenylether	248	15.221	15.218	(0.955)	270707	40.0000	39.81
	57 Hexachlorobenzene	284	15.456	15.448	(0.970)	270404	40.0000	39.09
	58 Pentachlorophenol	266	15.744	15.742	(0.988)	188323	40.0000	43.38
*	59 Phenanthrene-d10	188	15.942	15.939	(1.000)	491283	20.0000	
	60 Phenanthrene	178	15.979	15.977	(1.002)	1270393	40.0000	40.30
	61 Anthracene	178	16.054	16.046	(1.007)	1297107	40.0000	41.10
	62 Carbazole	167	16.332	16.319	(1.024)	1176301	40.0000	41.90
	63 Di-n-butylphthalate	149	17.021	17.019	(1.068)	1354599	40.0000	41.38
	64 Fluoranthene	202	17.945	17.943	(1.126)	1569476	40.0000	43.54
	65 Pyrene	202	18.314	18.306	(0.901)	1649183	40.0000	38.12
$	66 Terphenyl-d14	244	18.602	18.600	(0.916)	1068112	40.0000	39.44
	67 Butylbenzylphthalate	149	19.478	19.471	(0.959)	757298	40.0000	39.80
	68 Benzo(a)anthracene	228	20.290	20.283	(0.999)	1947950	40.0000	41.27
*	69 Chrysene-d12	240	20.317	20.309	(1.000)	602442	20.0000	
	70 3,3'-Dichlorobenzidine	252	20.280	20.272	(0.998)	796518	40.0000	41.23
	71 Chrysene	228	20.360	20.347	(1.002)	1715047	40.0000	40.43
	72 bis(2-Ethylhexyl)phthalate	149	20.467	20.464	(0.956)	1139446	40.0000	37.61
*	134 Di-n-octylphthalate-d4	153	21.412	21.404	(1.000)	1001952	20.0000	
	73 Di-n-octylphthalate	149	21.418	21.410	(1.000)	2143718	40.0000	37.09

	Compounds	QUANT SIG MASS	RT	EXP RT	REL RT	RESPONSE	AMOUNTS CAL-AMT (ug/mL)	AMOUNTS ON-COL (ug/mL)
74	Benzo(b)fluoranthene	252	21.973	21.955	(0.976)	2044394	40.0000	43.91
75	Benzo(k)fluoranthene	252	22.011	21.987	(0.977)	2059664	40.0000	41.82
76	Benzo(a)pyrene	252	22.438	22.425	(0.996)	1779627	40.0000	41.64
* 77	Perylene-d12	264	22.518	22.510	(1.000)	648300	20.0000	
78	Indeno(1,2,3-cd)pyrene	276	24.345	24.316	(1.081)	2112596	40.0000	41.68
79	Dibenzo(a,h)anthracene	278	24.366	24.343	(1.082)	1836904	40.0000	43.14
80	Benzo(g,h,i)perylene	276	24.345	24.316	(1.081)	2112596	40.0000	41.68
90	N-Nitrosodimethylamine	74	4.061	4.043	(0.474)	445330	40.0000	39.44
103	Pyridine	79	4.034	4.059	(0.471)	666764	40.0000	39.89
91	Aniline	93	8.110	8.103	(0.947)	1100309	40.0000	41.66
105	1-methylnaphthalene	141	11.973	11.970	(1.126)	752223	40.0000	40.69
93	Benzidine	184	18.175	18.172	(0.895)	774932	40.0000	38.32
111	Azobenzene (1,2-DP-Hydrazine)	77	14.681	14.673	(1.085)	1264992	40.0000	40.29
144	alpha-Terpineol	59	10.675	10.667	(1.004)	472819	40.0000	42.23
143	1,4-Dioxane	88	3.276	3.284	(0.382)	263099	40.0000	38.23
$ 137	d8-1,4-Dioxane	96	3.217	3.220	(0.376)	269683	40.0000	39.11
133	Butylatedhydroxytoluene	205	13.682	13.680	(1.011)	894644	40.0000	42.30
115	Tributyl Phosphate	99	14.702	14.689	(0.922)	1187260	40.0000	41.07
116	Dibutyl Phenyl Phosphate	175	16.460	16.458	(1.032)	706195	40.0000	42.31
117	Butyl Diphenyl Phosphate	94	18.175	18.167	(0.895)	359851	40.0000	40.60
118	Triphenyl Phosphate	326	19.804	19.796	(0.975)	293156	40.0000	40.92
123	Acetophenone	105	9.264	9.251	(1.082)	796710	40.0000	39.81

QC Flag Legend

M - Compound response manually integrated.

Analytical Resources, Inc.

INTERNAL STANDARD COMPOUNDS
AREA AND RT SUMMARY

Instrument ID: nt6.i
Lab File ID: 0401001.d
Lab Smp Id: ABN 40
Analysis Type: SV
Quant Type: ISTD
Operator: LJR/VTS
Method File: /chem1/nt6.i/20071001.b/SW846.m
Misc Info:

Calibration Date: 01-OCT-2007
Calibration Time: 10:54
Client Smp ID: ABN 40
Level:
Sample Type:

COMPOUND	STANDARD	AREA LIMIT LOWER	AREA LIMIT UPPER	SAMPLE	%DIFF
8 1,4-Dichlorobenze	212076	106038	424152	197243	-6.99
27 Naphthalene-d8	656578	328289	1313156	598570	-8.83
42 Acenaphthene-d10	353705	176852	707410	315169	-10.89
59 Phenanthrene-d10	526440	263220	1052880	491283	-6.68
69 Chrysene-d12	581923	290962	1163846	602442	3.53
134 Di-n-octylphthala	979097	489548	1958194	1001952	2.33
77 Perylene-d12	686531	343266	1373062	648300	-5.57

COMPOUND	STANDARD	RT LIMIT LOWER	RT LIMIT UPPER	SAMPLE	%DIFF
8 1,4-Dichlorobenze	8.57	8.07	9.07	8.56	-0.04
27 Naphthalene-d8	10.63	10.13	11.13	10.63	0.02
42 Acenaphthene-d10	13.53	13.03	14.03	13.53	0.02
59 Phenanthrene-d10	15.95	15.45	16.45	15.94	-0.02
69 Chrysene-d12	20.32	19.82	20.82	20.32	0.01
134 Di-n-octylphthala	21.41	20.91	21.91	21.41	0.01
77 Perylene-d12	22.52	22.02	23.02	22.52	0.01

AREA UPPER LIMIT = +100% of internal standard area.
AREA LOWER LIMIT = - 50% of internal standard area.
RT UPPER LIMIT = + 0.50 minutes of internal standard RT.
RT LOWER LIMIT = - 0.50 minutes of internal standard RT.

Data File: /chem1/nt6.i/20071001.b/0401001.d
Date : 01-OCT-2007 12:38
Client ID: ABN 40
Sample Info: ABN 40

Column phase: ZB-5

Instrument: nt6.i

Operator: LJR/VTS
Column diameter: 0.32

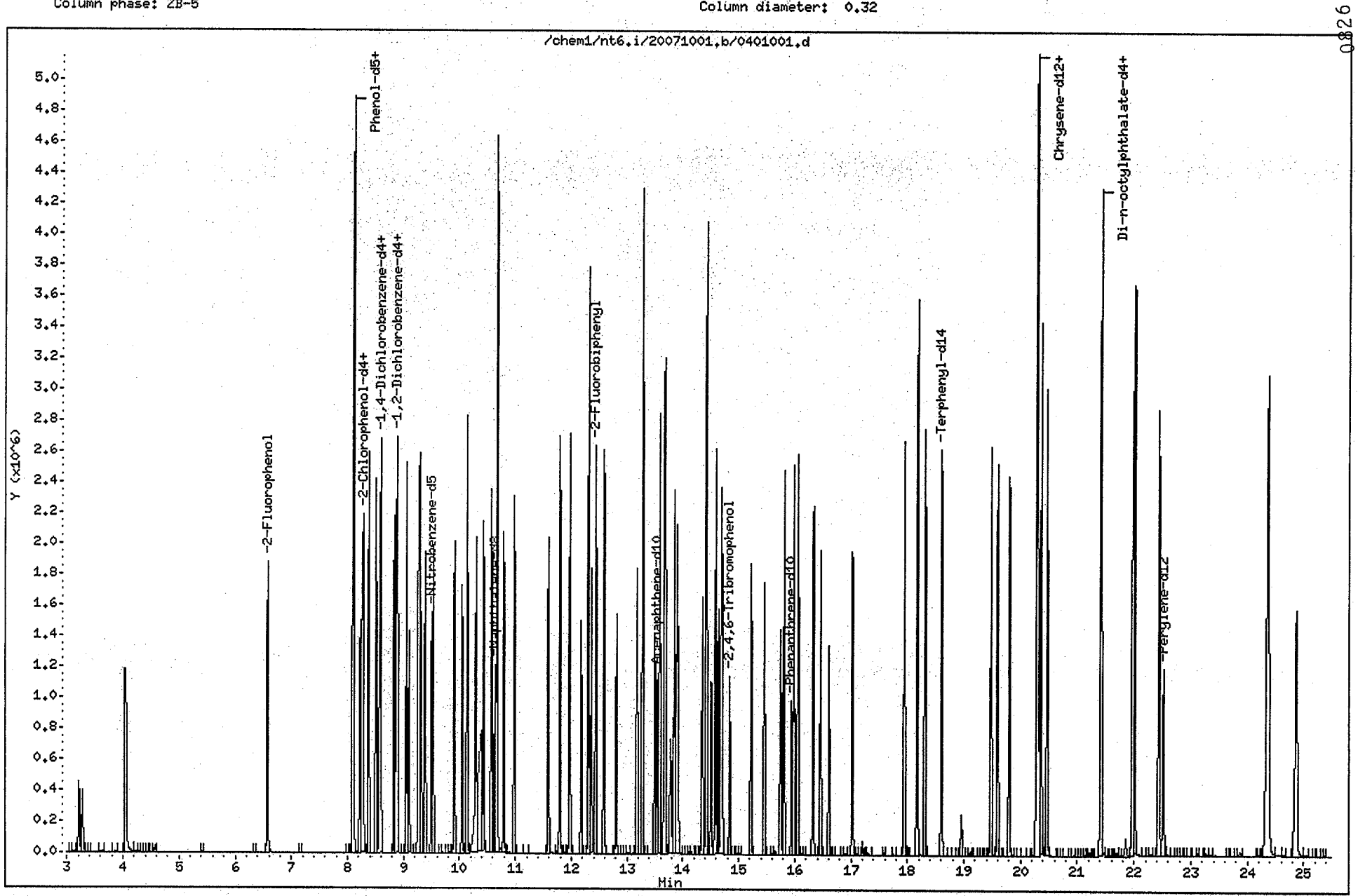

ABN 40, /chem1/nt6.i/20071001.b/0401001.d
Benzoic acid Amount: 83.79

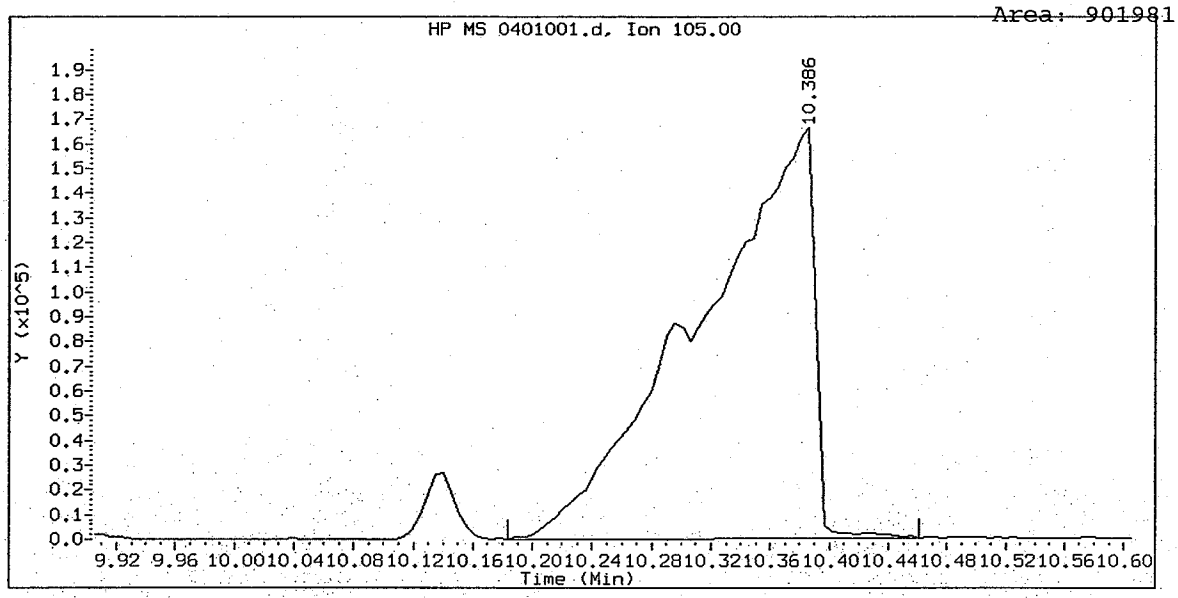

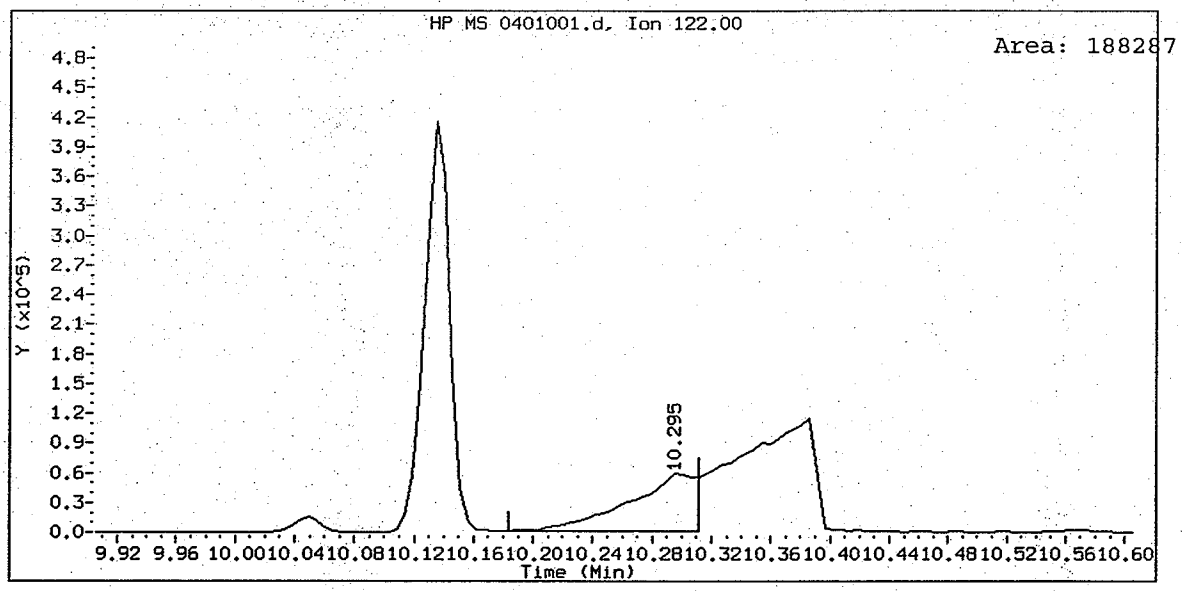

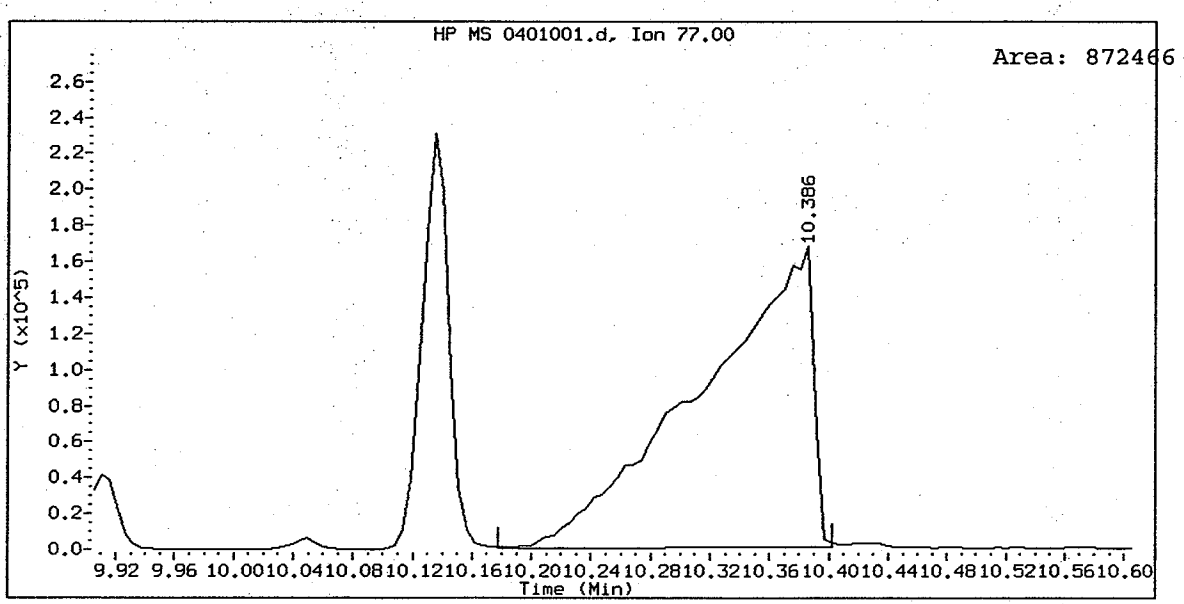

ABN 40, /chem1/nt6.i/20071001.b/0401001.d
4-Nitrophenol Amount: 43.94

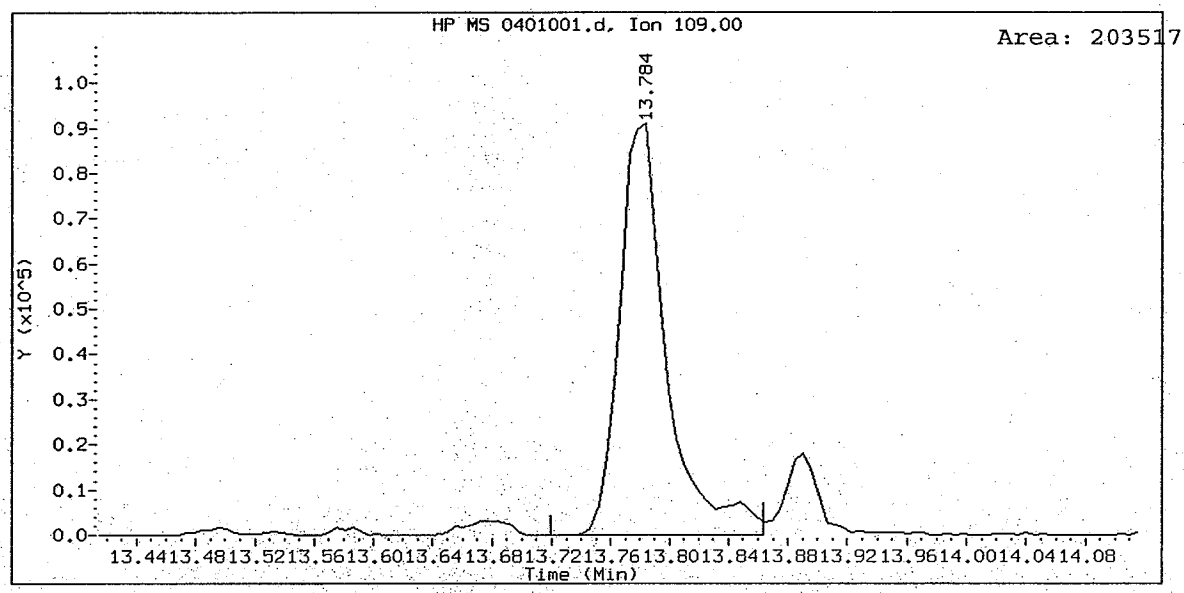

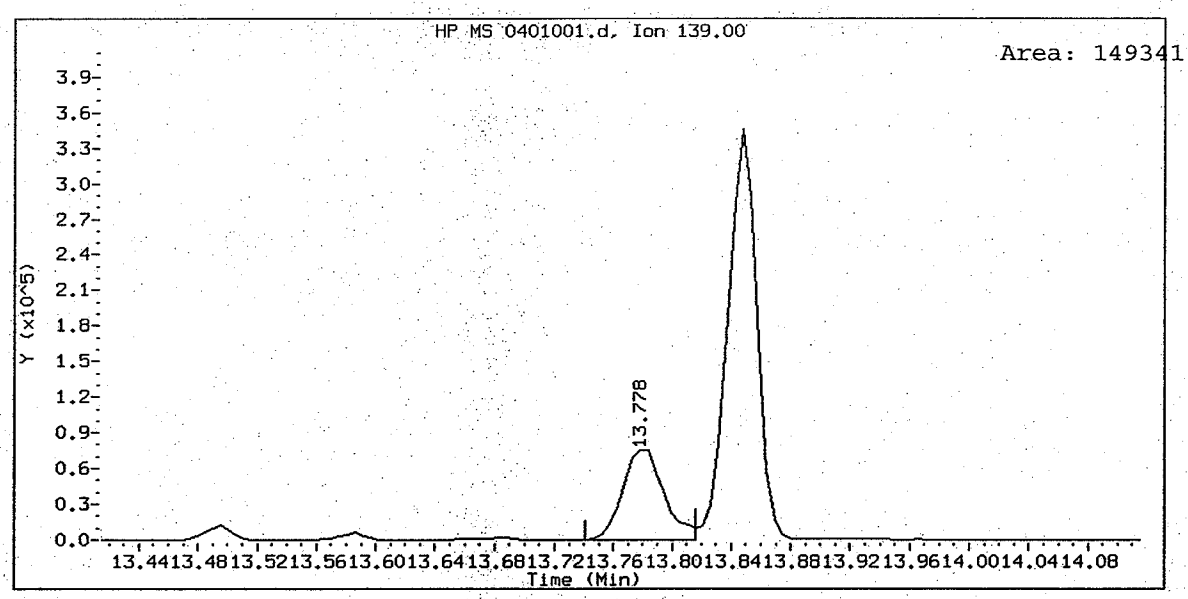

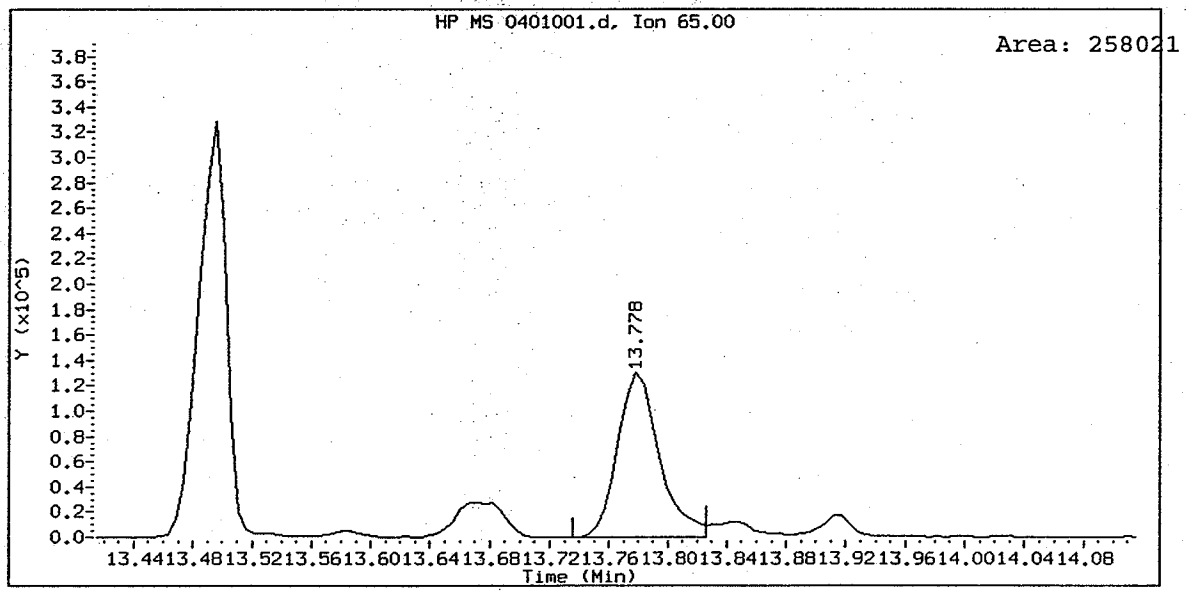

Analytical Resources, Inc.

Semivolatile Report SW846 Method 8270D

Data file : /chem1/nt6.i/20071001.b/0801001.d
Lab Smp Id: ABN 80 Client Smp ID: ABN 80
Inj Date : 01-OCT-2007 11:28
Operator : LJR/VTS Inst ID: nt6.i
Smp Info : ABN 80
Misc Info :
Comment : 1ul Injection
Method : /chem1/nt6.i/20071001.b/SW846.m
Meth Date : 01-Oct-2007 16:04 jeff Quant Type: ISTD
Cal Date : 01-OCT-2007 13:12 Cal File: 0051001.d
Als bottle: 2 Calibration Sample, Level: 6
Dil Factor: 1.00000
Integrator: HP RTE Compound Sublist: ICAL.sub
Target Version: 3.50

LJR 10/1/07

	Compounds	QUANT SIG MASS	RT	EXP RT	REL RT	RESPONSE	AMOUNTS CAL-AMT (ug/mL)	AMOUNTS ON-COL (ug/mL)
$	1 2-Fluorophenol	112	6.589	6.575	(0.768)	1784613	80.0000	81.14
$	2 Phenol-d5	99	8.111	8.081	(0.946)	2345716	80.0000	83.49
	3 Phenol	94	8.133	8.097	(0.948)	2777848	80.0000	79.78
$	5 2-Chlorophenol-d4	132	8.266	8.252	(0.964)	1560294	80.0000	83.38
	4 Bis(2-Chloroethyl)ether	93	8.234	8.209	(0.960)	1858222	80.0000	78.97
	6 2-Chlorophenol	128	8.293	8.273	(0.967)	1715616	80.0000	81.90
	7 1,3-Dichlorobenzene	146	8.517	8.503	(0.993)	1850994	80.0000	79.53
*	8 1,4-Dichlorobenzene-d4	152	8.576	8.562	(1.000)	298450	20.0000	
	9 1,4-Dichlorobenzene	146	8.603	8.589	(1.003)	1873641	80.0000	78.06
$	10 1,2-Dichlorobenzene-d4	152	8.875	8.866	(1.035)	1170941	80.0000	83.45
	12 1,2-Dichlorobenzene	146	8.902	8.888	(1.038)	1777862	80.0000	78.76
	11 Benzyl alcohol	108	8.854	8.824	(1.032)	1204680	80.0000	88.49
	14 2,2'-oxybis(1-Chloropropane)	45	9.105	9.091	(1.062)	1881495	80.0000	86.65
	13 2-Methylphenol	108	9.073	9.043	(1.058)	1684424	80.0000	84.18
	17 Hexachloroethane	117	9.388	9.385	(1.095)	841868	80.0000	79.41
	16 N-Nitroso-di-n-propylamine	70	9.340	9.305	(1.089)	1578592	80.0000	75.23
	15 4-Methylphenol	108	9.303	9.272	(1.085)	1815806	80.0000	86.64
$	18 Nitrobenzene-d5	82	9.516	9.491	(0.895)	2169964	80.0000	76.44
	19 Nitrobenzene	77	9.548	9.518	(0.898)	2271523	80.0000	74.55
	20 Isophorone	82	9.933	9.903	(0.934)	3364918	80.0000	75.00
	21 2-Nitrophenol	139	10.061	10.047	(0.946)	864566	80.0000	84.85
	22 2,4-Dimethylphenol	107	10.152	10.127	(0.954)	1857252	80.0000	79.77
	23 Bis(2-Chloroethoxy)methane	93	10.307	10.287	(0.969)	2016107	80.0000	81.07
	24 Benzoic acid	105	10.494	10.255	(0.986)	2836301	160.000	178.5(M)
	25 2,4-Dichlorophenol	162	10.440	10.421	(0.981)	1354645	80.0000	87.78
	26 1,2,4-Trichlorobenzene	180	10.579	10.565	(0.994)	1503968	80.0000	79.94
*	27 Naphthalene-d8	136	10.638	10.629	(1.000)	883559	20.0000	

	Compounds	QUANT SIG MASS	RT	EXP RT	REL RT	RESPONSE	AMOUNTS CAL-AMT (ug/mL)	AMOUNTS ON-COL (ug/mL)
	28 Naphthalene	128	10.675	10.661	(1.004)	3953603	80.0000	72.59
	29 4-Chloroaniline	127	10.804	10.784	(1.016)	1768446	80.0000	83.94
	30 Hexachlorobutadiene	225	10.980	10.977	(1.032)	979281	80.0000	78.04
	31 4-Chloro-3-methylphenol	107	11.600	11.586	(1.090)	1460608	80.0000	81.02
	32 2-Methylnaphthalene	141	11.803	11.794	(1.109)	2168690	80.0000	79.25
	33 Hexachlorocyclopentadiene	237	12.182	12.179	(0.900)	921695	80.0000	89.31
	34 2,4,6-Trichlorophenol	196	12.316	12.301	(0.910)	958294	80.0000	83.54
	35 2,4,5-Trichlorophenol	196	12.369	12.360	(0.914)	951556	80.0000	85.64
$	36 2-Fluorobiphenyl	172	12.449	12.435	(0.920)	2827015	80.0000	78.14
	37 2-Chloronaphthalene	162	12.599	12.585	(0.931)	2458291	80.0000	79.09
	38 2-Nitroaniline	65	12.823	12.804	(0.947)	1076732	80.0000	77.35
	39 Dimethylphthalate	163	13.192	13.172	(0.974)	2475830	80.0000	78.72
	40 Acenaphthylene	152	13.288	13.274	(0.981)	3549193	80.0000	74.49
	41 2,6-Dinitrotoluene	165	13.293	13.274	(0.982)	666507	80.0000	85.19
*	42 Acenaphthene-d10	164	13.539	13.530	(1.000)	464659	20.0000	
	43 3-Nitroaniline	138	13.512	13.482	(0.998)	651907	80.0000	87.26
	44 Acenaphthene	153	13.592	13.578	(1.004)	2380749	80.0000	79.17
	45 2,4-Dinitrophenol	184	13.688	13.658	(1.011)	1224661	160.000	211.3
	46 Dibenzofuran	168	13.859	13.840	(1.024)	3258086	80.0000	77.33
	47 4-Nitrophenol	109	13.795	13.765	(1.019)	512702	80.0000	75.08(M)
	48 2,4-Dinitrotoluene	165	13.929	13.909	(1.029)	788802	80.0000	82.89
	50 Diethylphthalate	149	14.356	14.337	(1.060)	2450893	80.0000	77.08
	49 Fluorene	166	14.426	14.406	(1.065)	2576080	80.0000	77.41
	51 4-Chlorophenyl-phenylether	204	14.431	14.422	(1.066)	1500620	80.0000	80.93
	52 4-Nitroaniline	138	14.538	14.486	(1.074)	579708	80.0000	86.70
	53 4,6-Dinitro-2-methylphenol	198	14.613	14.572	(0.916)	1224125	160.000	178.0
	54 N-Nitrosodiphenylamine	169	14.645	14.625	(0.918)	1452359	80.0000	83.91
$	55 2,4,6-Tribromophenol	330	14.848	14.834	(1.097)	387228	80.0000	85.89
	56 4-Bromophenyl-phenylether	248	15.227	15.218	(0.955)	793849	80.0000	84.48
	57 Hexachlorobenzene	284	15.462	15.448	(0.970)	786656	80.0000	82.29
	58 Pentachlorophenol	266	15.756	15.742	(0.988)	525675	80.0000	87.63
*	59 Phenanthrene-d10	188	15.948	15.939	(1.000)	678905	20.0000	
	60 Phenanthrene	178	15.991	15.977	(1.003)	3340674	80.0000	76.69
	61 Anthracene	178	16.066	16.046	(1.007)	3376153	80.0000	77.41
	62 Carbazole	167	16.338	16.319	(1.024)	3058938	80.0000	78.85
	63 Di-n-butylphthalate	149	17.027	17.019	(1.068)	3372759	80.0000	74.56
	64 Fluoranthene	202	17.957	17.943	(1.126)	3628453	80.0000	72.84
	65 Pyrene	202	18.320	18.306	(0.901)	3735021	80.0000	75.54
$	66 Terphenyl-d14	244	18.609	18.600	(0.915)	2484277	80.0000	80.27
	67 Butylbenzylphthalate	149	19.485	19.471	(0.958)	1590041	80.0000	73.14
	68 Benzo(a)anthracene	228	20.302	20.283	(0.999)	3920800	80.0000	72.69
*	69 Chrysene-d12	240	20.329	20.309	(1.000)	688440	20.0000	
	70 3,3'-Dichlorobenzidine	252	20.291	20.272	(0.998)	1716458	80.0000	77.75
	71 Chrysene	228	20.377	20.347	(1.002)	3659787	80.0000	75.50
	72 bis(2-Ethylhexyl)phthalate	149	20.468	20.464	(0.956)	2273547	80.0000	68.09
*	134 Di-n-octylphthalate-d4	153	21.413	21.404	(1.000)	1104310	20.0000	
	73 Di-n-octylphthalate	149	21.424	21.410	(1.000)	4157984	80.0000	65.28

	Compounds	QUANT SIG MASS	RT	EXP RT	REL RT	RESPONSE	AMOUNTS CAL-AMT (ug/mL)	AMOUNTS ON-COL (ug/mL)
	74 Benzo(b)fluoranthene	252	21.990	21.955	(0.976)	5363527	80.0000	82.58
	75 Benzo(k)fluoranthene	252	22.028	21.987	(0.978)	4606262	80.0000	67.04
	76 Benzo(a)pyrene	252	22.455	22.425	(0.997)	4670219	80.0000	78.33
*	77 Perylene-d12	264	22.524	22.510	(1.000)	904502	20.0000	
	78 Indeno(1,2,3-cd)pyrene	276	24.378	24.316	(1.082)	6302853	80.0000	89.13
	79 Dibenzo(a,h)anthracene	278	24.410	24.343	(1.084)	5297771	80.0000	89.17
	80 Benzo(g,h,i)perylene	276	24.378	24.316	(1.082)	6302853	80.0000	89.13
	90 N-Nitrosodimethylamine	74	4.094	4.043	(0.477)	1333940	80.0000	78.07
	103 Pyridine	79	4.041	4.059	(0.471)	1963377	80.0000	77.62
	91 Aniline	93	8.122	8.103	(0.947)	3130437	80.0000	78.32
	105 1-methylnaphthalene	141	11.979	11.970	(1.126)	2171521	80.0000	79.57
	93 Benzidine	184	18.187	18.172	(0.895)	1537770	80.0000	66.54
	111 Azobenzene (1,2-DP-Hydrazine)	77	14.693	14.673	(1.085)	3288215	80.0000	71.04
	144 alpha-Terpineol	59	10.686	10.667	(1.005)	1401213	80.0000	84.79
	143 1,4-Dioxane	88	3.298	3.284	(0.385)	842043	80.0000	80.86
$	137 d8-1,4-Dioxane	96	3.234	3.220	(0.377)	839518	80.0000	80.46
	133 Butylatedhydroxytoluene	205	13.694	13.680	(1.011)	2318841	80.0000	74.36
	115 Tributyl Phosphate	99	14.720	14.689	(0.923)	3160049	80.0000	79.11
	116 Dibutyl Phenyl Phosphate	175	16.466	16.458	(1.032)	1810030	80.0000	78.47
	117 Butyl Diphenyl Phosphate	94	18.181	18.167	(0.894)	798615	80.0000	78.86
	118 Triphenyl Phosphate	326	19.811	19.796	(0.974)	617100	80.0000	75.38
	123 Acetophenone	105	9.276	9.251	(1.082)	2333810	80.0000	77.06

QC Flag Legend

M - Compound response manually integrated.

Analytical Resources, Inc.

INTERNAL STANDARD COMPOUNDS
AREA AND RT SUMMARY

Instrument ID: nt6.i
Lab File ID: 0801001.d
Lab Smp Id: ABN 80
Analysis Type: SV
Quant Type: ISTD
Operator: LJR/VTS
Method File: /chem1/nt6.i/20071001.b/SW846.m
Misc Info:

Calibration Date: 01-OCT-2007
Calibration Time: 10:54
Client Smp ID: ABN 80
Level:
Sample Type:

		AREA LIMIT			
COMPOUND	STANDARD	LOWER	UPPER	SAMPLE	%DIFF
8 1,4-Dichlorobenze	212076	106038	424152	298450	40.73
27 Naphthalene-d8	656578	328289	1313156	883559	34.57
42 Acenaphthene-d10	353705	176852	707410	464659	31.37
59 Phenanthrene-d10	526440	263220	1052880	678905	28.96
69 Chrysene-d12	581923	290962	1163846	688440	18.30
134 Di-n-octylphthala	979097	489548	1958194	1104310	12.79
77 Perylene-d12	686531	343266	1373062	904502	31.75

		RT LIMIT			
COMPOUND	STANDARD	LOWER	UPPER	SAMPLE	%DIFF
8 1,4-Dichlorobenze	8.57	8.07	9.07	8.58	0.10
27 Naphthalene-d8	10.63	10.13	11.13	10.64	0.08
42 Acenaphthene-d10	13.53	13.03	14.03	13.54	0.06
59 Phenanthrene-d10	15.95	15.45	16.45	15.95	0.02
69 Chrysene-d12	20.32	19.82	20.82	20.33	0.07
134 Di-n-octylphthala	21.41	20.91	21.91	21.41	0.01
77 Perylene-d12	22.52	22.02	23.02	22.52	0.04

AREA UPPER LIMIT = +100% of internal standard area.
AREA LOWER LIMIT = - 50% of internal standard area.
RT UPPER LIMIT = + 0.50 minutes of internal standard RT.
RT LOWER LIMIT = - 0.50 minutes of internal standard RT.

Data File: /chem1/nt6.i/20071001.b/0801001.d
Date : 01-OCT-2007 11:28
Client ID: ABN 80
Sample Info: ABN 80

Instrument: nt6.i

Operator: LJR/VTS
Column diameter: 0.32

Column phase: ZB-5

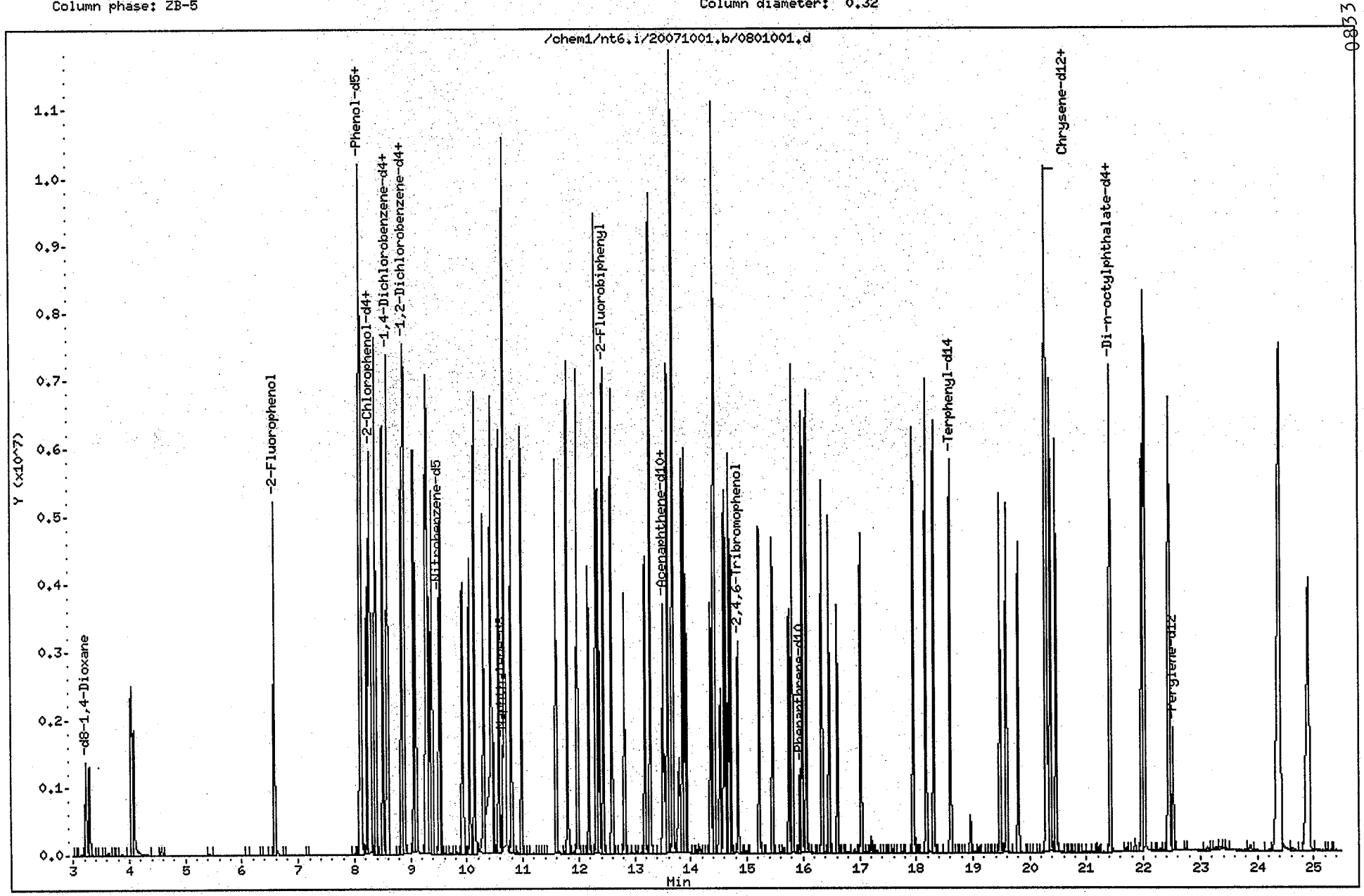

ABN 80, /chem1/nt6.i/20071001.b/0801001.d
Benzoic acid Amount: 178.49

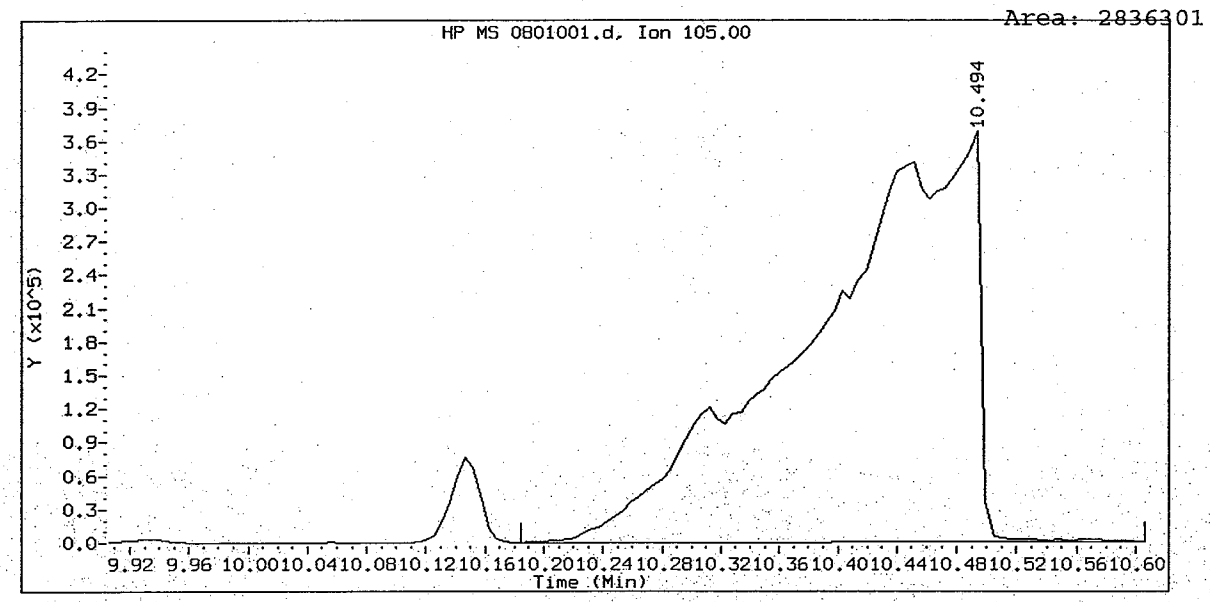

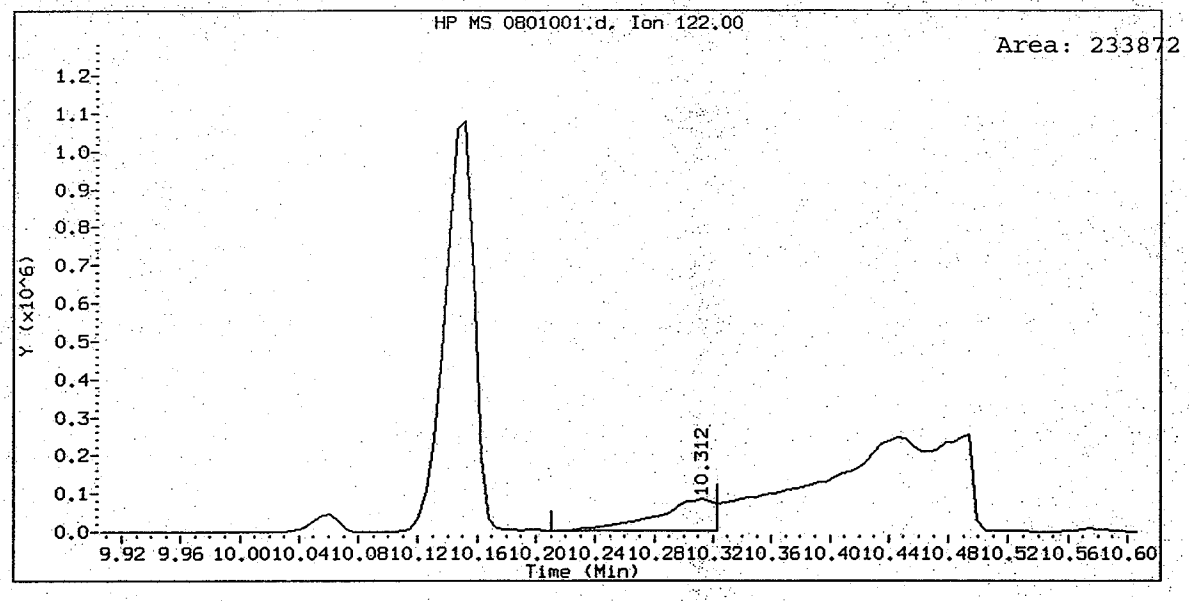

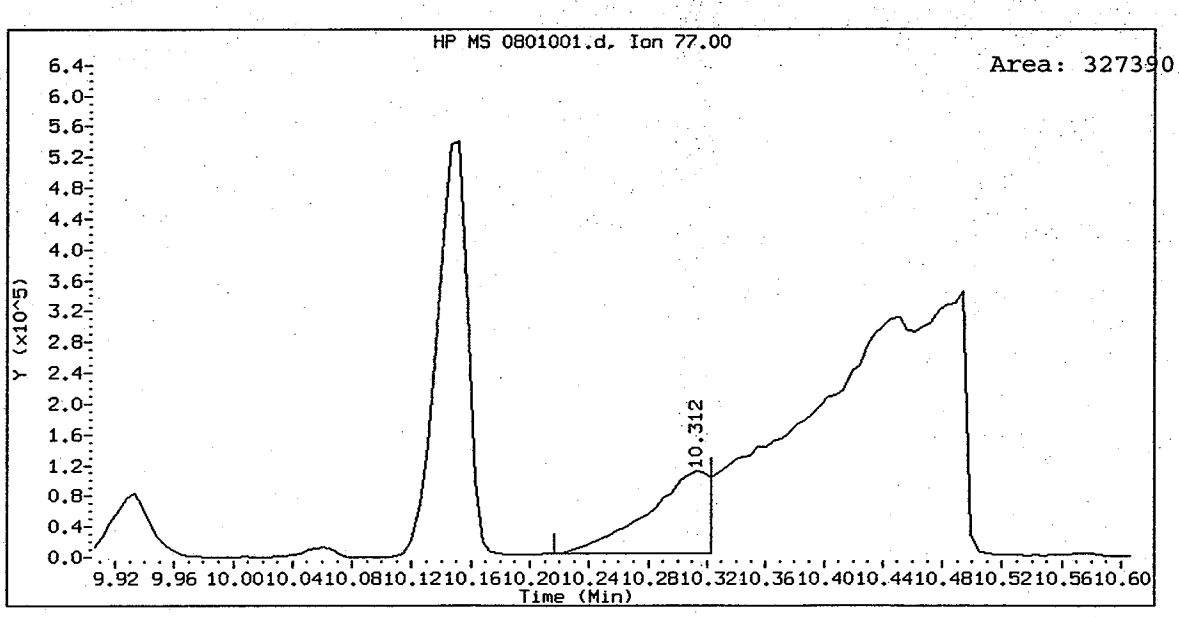

ABN 80, /chem1/nt6.i/20071001.b/0801001.d
4-Nitrophenol Amount: 75.08

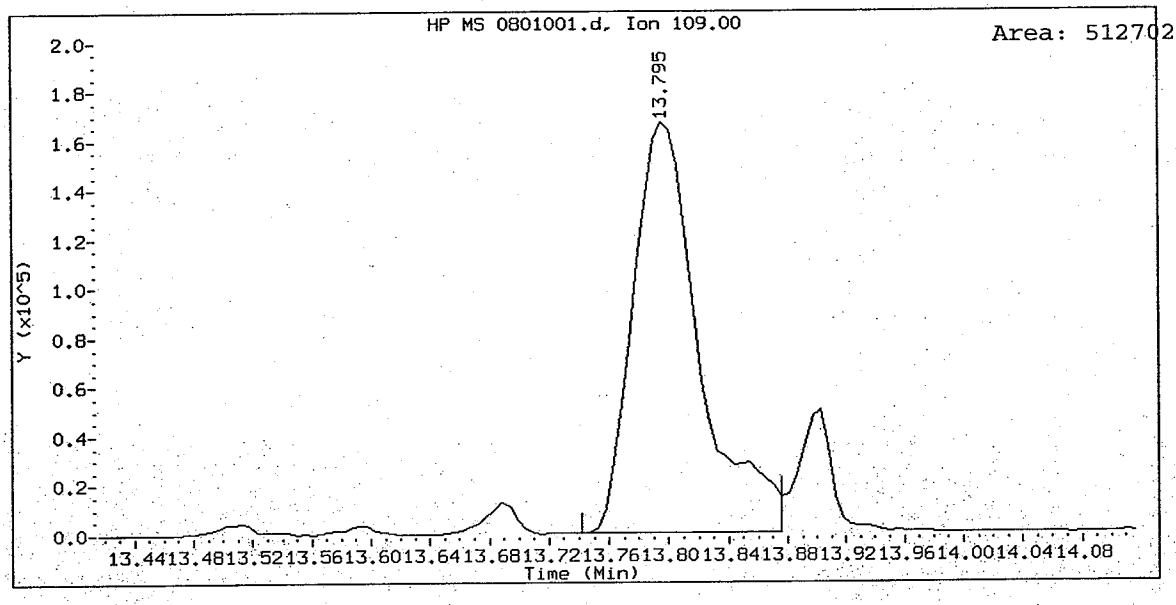

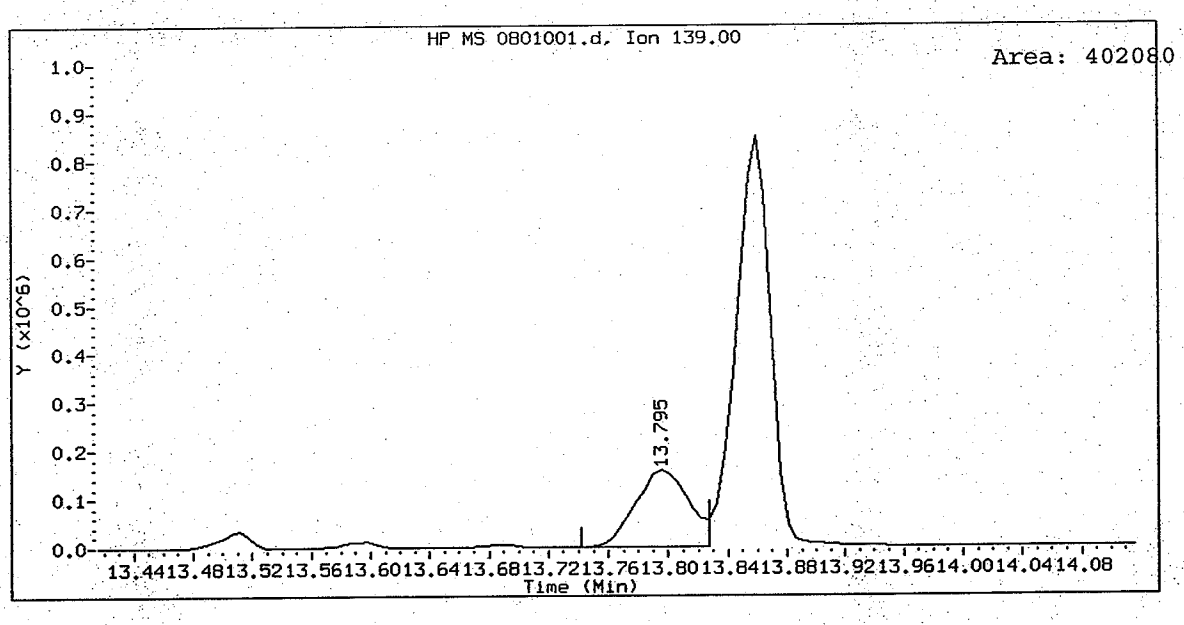

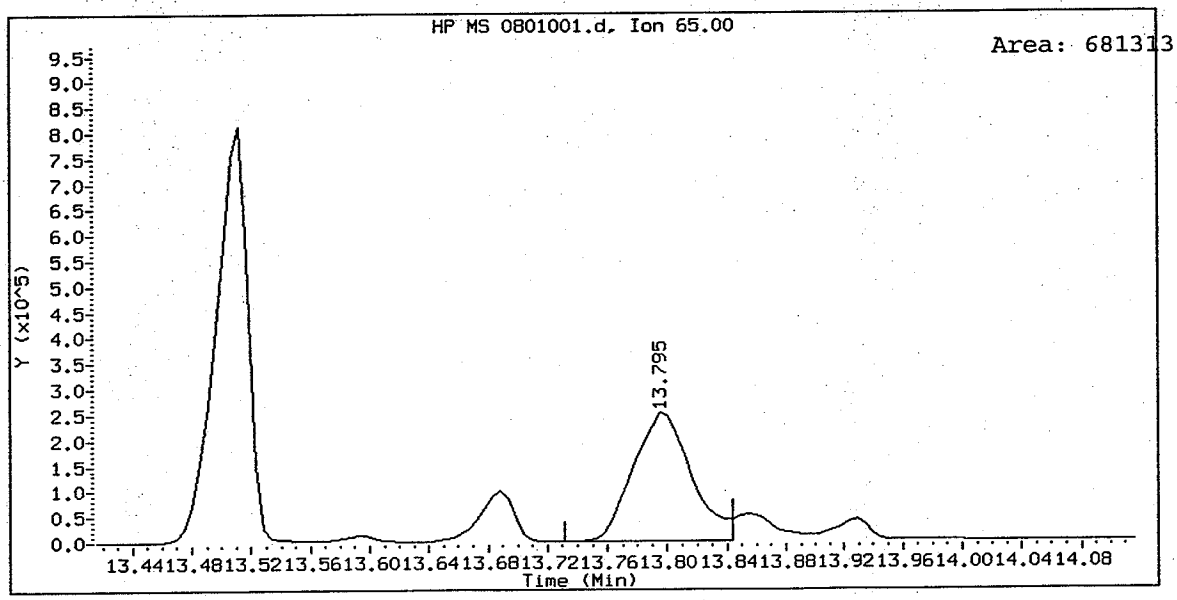

Analytical Resources, Inc.

Semivolatile Report SW846 Method 8270D

Data file : /chem1/nt6.i/20071001.b/icv1001.d
Lab Smp Id: ABN ICV Client Smp ID: ABN ICV
Inj Date : 01-OCT-2007 14:22
Operator : LJR/VTS Inst ID: nt6.i
Smp Info : ABN ICV
Misc Info :
Comment : 1ul Injection
Method : /chem1/nt6.i/20071001.b/SW846.m
Meth Date : 01-Oct-2007 16:04 jeff Quant Type: ISTD
Cal Date : 01-OCT-2007 13:12 Cal File: 0051001.d
Als bottle: 7 QC Sample: LCS
Dil Factor: 1.00000
Integrator: HP RTE Compound Sublist: ICV.sub
Target Version: 3.50

LJR 10/1/07

	Compounds	QUANT SIG MASS	RT	EXP RT	REL RT	RESPONSE	CONCENTRATIONS ON-COLUMN (ug/mL)	CONCENTRATIONS FINAL (ug/mL)
	3 Phenol	94	8.103	8.097	(0.946)	573272	26.1000	26.10
	4 Bis(2-Chloroethyl)ether	93	8.216	8.209	(0.959)	344767	23.2267	23.23
	6 2-Chlorophenol	128	8.280	8.273	(0.967)	322329	24.3935	24.39
	7 1,3-Dichlorobenzene	146	8.504	8.503	(0.993)	363837	24.7801	24.78
*	8 1,4-Dichlorobenzene-d4	152	8.563	8.562	(1.000)	188269	20.0000	
	9 1,4-Dichlorobenzene	146	8.590	8.589	(1.003)	370407	24.4633	24.46
	11 Benzyl alcohol	108	8.830	8.824	(1.031)	217330	25.3058	25.31
	12 1,2-Dichlorobenzene	146	8.889	8.888	(1.038)	338163	23.7478	23.75
	13 2-Methylphenol	108	9.049	9.043	(1.057)	325952	25.8219	25.82
	14 2,2'-oxybis(1-Chloropropane)	45	9.092	9.091	(1.062)	311516	22.7418	22.74
	15 4-Methylphenol	108	9.279	9.272	(1.084)	334533	25.3028	25.30
	16 N-Nitroso-di-n-propylamine	70	9.311	9.305	(1.087)	318304	24.0453	24.05
	17 Hexachloroethane	117	9.386	9.385	(1.096)	171296	25.6121	25.61
	19 Nitrobenzene	77	9.524	9.518	(0.896)	483789	24.5884	24.59
	20 Isophorone	82	9.909	9.903	(0.932)	771788	26.6391	26.64
	21 2-Nitrophenol	139	10.048	10.047	(0.945)	161017	24.4704	24.47
	22 2,4-Dimethylphenol	107	10.133	10.127	(0.953)	381058	25.3450	25.35
	23 Bis(2-Chloroethoxy)methane	93	10.288	10.287	(0.968)	390900	24.3420	24.34
	24 Benzoic acid	105	10.347	10.255	(0.973)	530237	51.6716	51.67(M)
	25 2,4-Dichlorophenol	162	10.427	10.421	(0.981)	252426	25.3305	25.33
	26 1,2,4-Trichlorobenzene	180	10.571	10.565	(0.994)	297301	24.4717	24.47
*	27 Naphthalene-d8	136	10.630	10.629	(1.000)	570573	20.0000	
	28 Naphthalene	128	10.662	10.661	(1.003)	851440	24.2088	24.21
	29 4-Chloroaniline	127	10.790	10.784	(1.015)	340778	25.0473	25.05
	30 Hexachlorobutadiene	225	10.977	10.977	(1.033)	196061	24.1960	24.20
	31 4-Chloro-3-methylphenol	107	11.586	11.586	(1.090)	309908	26.6219	26.62
	32 2-Methylnaphthalene	141	11.795	11.794	(1.110)	458286	25.9331	25.93

	Compounds	QUANT SIG MASS	RT	EXP RT	REL RT	RESPONSE	CONCENTRATIONS ON-COLUMN (ug/mL)	CONCENTRATIONS FINAL (ug/mL)
	33 Hexachlorocyclopentadiene	237	12.179	12.179	(0.900)	175552	25.3071	25.31
	34 2,4,6-Trichlorophenol	196	12.302	12.301	(0.909)	185819	24.0997	24.10
	35 2,4,5-Trichlorophenol	196	12.356	12.360	(0.913)	197789	26.4842	26.48
	37 2-Chloronaphthalene	162	12.585	12.585	(0.930)	506949	24.2647	24.26
	38 2-Nitroaniline	65	12.810	12.804	(0.947)	235991	25.2207	25.22
	39 Dimethylphthalate	163	13.173	13.172	(0.974)	522660	24.7228	24.72
	40 Acenaphthylene	152	13.275	13.274	(0.981)	823244	25.7056	25.71
	41 2,6-Dinitrotoluene	165	13.275	13.274	(0.981)	132124	25.1257	25.13
*	42 Acenaphthene-d10	164	13.531	13.530	(1.000)	312322	20.0000	
	43 3-Nitroaniline	138	13.488	13.482	(0.997)	118654	23.6292	23.63
	44 Acenaphthene	153	13.584	13.578	(1.004)	492274	24.3543	24.35
	45 2,4-Dinitrophenol	184	13.659	13.658	(1.009)	168937	43.3733	43.37
	46 Dibenzofuran	168	13.846	13.840	(1.023)	715154	25.2543	25.25
	47 4-Nitrophenol	109	13.766	13.765	(1.017)	115012	25.0556	25.06
	48 2,4-Dinitrotoluene	165	13.910	13.909	(1.028)	149674	23.4004	23.40
	49 Fluorene	166	14.412	14.406	(1.065)	570933	25.5255	25.53
	50 Diethylphthalate	149	14.343	14.337	(1.060)	517147	24.1981	24.20
	51 4-Chlorophenyl-phenylether	204	14.423	14.422	(1.066)	315130	25.2834	25.28
	52 4-Nitroaniline	138	14.498	14.486	(1.071)	104676	23.2910	23.29
	53 4,6-Dinitro-2-methylphenol	198	14.578	14.572	(0.915)	228506	48.1683	48.17
	54 N-Nitrosodiphenylamine	169	14.626	14.625	(0.918)	373557	31.2832	31.28
	56 4-Bromophenyl-phenylether	248	15.219	15.218	(0.955)	156441	24.1315	24.13
	57 Hexachlorobenzene	284	15.454	15.448	(0.970)	159538	24.1880	24.19
	58 Pentachlorophenol	266	15.743	15.742	(0.988)	100835	24.3648	24.36
*	59 Phenanthrene-d10	188	15.940	15.939	(1.000)	468398	20.0000	
	60 Phenanthrene	178	15.978	15.977	(1.002)	724492	24.1074	24.11
	61 Anthracene	178	16.052	16.046	(1.007)	750262	24.9325	24.93
	62 Carbazole	167	16.325	16.319	(1.024)	646800	24.1640	24.16
	63 Di-n-butylphthalate	149	17.019	17.019	(1.068)	749571	24.0165	24.02
	64 Fluoranthene	202	17.944	17.943	(1.126)	813379	23.6671	23.67
	65 Pyrene	202	18.307	18.306	(0.901)	820364	24.3417	24.34
	67 Butylbenzylphthalate	149	19.477	19.471	(0.959)	355275	23.9743	23.97
	68 Benzo(a)anthracene	228	20.283	20.283	(0.998)	897256	24.4042	24.40
*	69 Chrysene-d12	240	20.316	20.309	(1.000)	469250	20.0000	
	70 3,3'-Dichlorobenzidine	252	20.278	20.272	(0.998)	379521	25.2217	25.22
	71 Chrysene	228	20.353	20.347	(1.002)	798963	24.1816	24.18
	72 bis(2-Ethylhexyl)phthalate	149	20.465	20.464	(0.956)	532773	22.3538	22.35
*	134 Di-n-octylphthalate-d4	153	21.405	21.404	(1.000)	788212	20.0000	
	73 Di-n-octylphthalate	149	21.416	21.410	(1.000)	1084431	23.8521	23.85
	74 Benzo(b)fluoranthene	252	21.966	21.955	(0.976)	1019604	25.3655	25.37
	75 Benzo(k)fluoranthene	252	21.998	21.987	(0.977)	1041769	24.4999	24.50
	76 Benzo(a)pyrene	252	22.431	22.425	(0.996)	998374	27.0564	27.06
*	77 Perylene-d12	264	22.511	22.510	(1.000)	559765	20.0000	
	78 Indeno(1,2,3-cd)pyrene	276	24.333	24.316	(1.081)	1143650	26.1337	26.13
	79 Dibenzo(a,h)anthracene	278	24.354	24.343	(1.082)	962210	26.1704	26.17
	80 Benzo(g,h,i)perylene	276	24.333	24.316	(1.081)	1143650	26.1337	26.13
	103 Pyridine	79	4.033	4.059	(0.471)	441869	27.6938	27.69

Compounds	QUANT SIG MASS	RT	EXP RT	REL RT	RESPONSE	CONCENTRATIONS ON-COLUMN (ug/mL)	CONCENTRATIONS FINAL (ug/mL)
90 N-Nitrosodimethylamine	74	4.054	4.043	(0.473)	261910	24.2987	24.30
91 Aniline	93	8.103	8.103	(0.946)	655351	25.9929	25.99
105 1-methylnaphthalene	141	11.971	11.970	(1.126)	444472	25.2212	25.22
111 Azobenzene (1,2-DP-Hydrazine)	77	14.680	14.673	(1.085)	801862	25.7752	25.78
93 Benzidine	184	18.173	18.172	(0.895)	433755	27.5349	27.53

QC Flag Legend

M - Compound response manually integrated.

Analytical Resources, Inc.

INTERNAL STANDARD COMPOUNDS
AREA AND RT SUMMARY

Instrument ID: nt6.i
Lab File ID: icv1001.d
Lab Smp Id: ABN ICV
Analysis Type: SV
Quant Type: ISTD
Operator: LJR/VTS
Method File: /chem1/nt6.i/20071001.b/SW846.m
Misc Info:

Calibration Date: 01-OCT-2007
Calibration Time: 10:54
Client Smp ID: ABN ICV
Level:
Sample Type:

		AREA LIMIT			
COMPOUND	STANDARD	LOWER	UPPER	SAMPLE	%DIFF
8 1,4-Dichlorobenze	212076	106038	424152	188269	-11.23
27 Naphthalene-d8	656578	328289	1313156	570573	-13.10
42 Acenaphthene-d10	353705	176852	707410	312322	-11.70
59 Phenanthrene-d10	526440	263220	1052880	468398	-11.03
69 Chrysene-d12	581923	290962	1163846	469250	-19.36
134 Di-n-octylphthala	979097	489548	1958194	788212	-19.50
77 Perylene-d12	686531	343266	1373062	559765	-18.46

		RT LIMIT			
COMPOUND	STANDARD	LOWER	UPPER	SAMPLE	%DIFF
8 1,4-Dichlorobenze	8.57	8.07	9.07	8.56	-0.06
27 Naphthalene-d8	10.63	10.13	11.13	10.63	0.00
42 Acenaphthene-d10	13.53	13.03	14.03	13.53	0.00
59 Phenanthrene-d10	15.95	15.45	16.45	15.94	-0.03
69 Chrysene-d12	20.32	19.82	20.82	20.32	0.00
134 Di-n-octylphthala	21.41	20.91	21.91	21.41	-0.02
77 Perylene-d12	22.52	22.02	23.02	22.51	-0.02

AREA UPPER LIMIT = +100% of internal standard area.
AREA LOWER LIMIT = - 50% of internal standard area.
RT UPPER LIMIT = + 0.50 minutes of internal standard RT.
RT LOWER LIMIT = - 0.50 minutes of internal standard RT.

Analytical Resources, Inc.

RECOVERY REPORT

Client Name:
Sample Matrix: NONE
Lab Smp Id: ABN ICV
Level:
Data Type: MS DATA
SpikeList File: ICV.spk
Sublist File: ICV.sub
Method File: /chem1/nt6.i/20071001.b/SW846.m
Misc Info:

Client SDG: 20071001
Fraction: SV
Client Smp ID: ABN ICV
Operator: LJR/VTS
SampleType: LCS
Quant Type: ISTD

SPIKE COMPOUND	AMOUNT ADDED ug/mL	AMOUNT RECOVERED ug/mL	% RECOVERED	LIMITS
3 Phenol	25.00	26.10	104.40	
4 Bis(2-Chloroethyl)	25.00	23.23	92.91	
6 2-Chlorophenol	25.00	24.39	97.57	
7 1,3-Dichlorobenzen	25.00	24.78	99.12	
9 1,4-Dichlorobenzen	25.00	24.46	97.85	
11 Benzyl alcohol	25.00	25.31	101.22	
12 1,2-Dichlorobenzen	25.00	23.75	94.99	
13 2-Methylphenol	25.00	25.82	103.29	
14 2,2'-oxybis(1-Chlo	25.00	22.74	90.97	
15 4-Methylphenol	25.00	25.30	101.21	
16 N-Nitroso-di-n-pro	25.00	24.05	96.18	
17 Hexachloroethane	25.00	25.61	102.45	
19 Nitrobenzene	25.00	24.59	98.35	
20 Isophorone	25.00	26.64	106.56	
21 2-Nitrophenol	25.00	24.47	97.88	
22 2,4-Dimethylphenol	25.00	25.35	101.38	OC
23 Bis(2-Chloroethoxy	25.00	24.34	97.37	
24 Benzoic acid	50.00	51.67	103.34	
25 2,4-Dichlorophenol	25.00	25.33	101.32	
26 1,2,4-Trichloroben	25.00	24.47	97.89	
28 Naphthalene	25.00	24.21	96.84	
29 4-Chloroaniline	25.00	25.05	100.19	
30 Hexachlorobutadien	25.00	24.20	96.78	
31 4-Chloro-3-methylp	25.00	26.62	106.49	
32 2-Methylnaphthalen	25.00	25.93	103.73	
33 Hexachlorocyclopen	25.00	25.31	101.23	
34 2,4,6-Trichlorophe	25.00	24.10	96.40	
35 2,4,5-Trichlorophe	25.00	26.48	105.94	
37 2-Chloronaphthalen	25.00	24.26	97.06	
38 2-Nitroaniline	25.00	25.22	100.88	
39 Dimethylphthalate	25.00	24.72	98.89	
40 Acenaphthylene	25.00	25.71	102.82	
41 2,6-Dinitrotoluene	25.00	25.13	100.50	

SPIKE	COMPOUND	AMOUNT ADDED ug/mL	AMOUNT RECOVERED ug/mL	% RECOVERED	LIMITS
43	3-Nitroaniline	25.00	23.63	94.52	
44	Acenaphthene	25.00	24.35	97.42	
45	2,4-Dinitrophenol	50.00	43.37	86.75	
46	Dibenzofuran	25.00	25.25	101.02	
47	4-Nitrophenol	25.00	25.06	100.22	
48	2,4-Dinitrotoluene	25.00	23.40	93.60	
49	Fluorene	25.00	25.53	102.10	
50	Diethylphthalate	25.00	24.20	96.79	
51	4-Chlorophenyl-phe	25.00	25.28	101.13	
52	4-Nitroaniline	25.00	23.29	93.16	
53	4,6-Dinitro-2-meth	50.00	48.17	96.34	
54	N-Nitrosodiphenyla	25.00	31.28	125.13	
56	4-Bromophenyl-phen	25.00	24.13	96.53	
57	Hexachlorobenzene	25.00	24.19	96.75	
58	Pentachlorophenol	25.00	24.36	97.46	
60	Phenanthrene	25.00	24.11	96.43	
61	Anthracene	25.00	24.93	99.73	
62	Carbazole	25.00	24.16	96.66	OK
63	Di-n-butylphthalat	25.00	24.02	96.07	
64	Fluoranthene	25.00	23.67	94.67	
65	Pyrene	25.00	24.34	97.37	
67	Butylbenzylphthala	25.00	23.97	95.90	
68	Benzo(a)anthracene	25.00	24.40	97.62	
70	3,3'-Dichlorobenzi	25.00	25.22	100.89	
71	Chrysene	25.00	24.18	96.73	
72	bis(2-Ethylhexyl)p	25.00	22.35	89.42	
73	Di-n-octylphthalat	25.00	23.85	95.41	
74	Benzo(b)fluoranthe	25.00	25.37	101.46	
75	Benzo(k)fluoranthe	25.00	24.50	98.00	
76	Benzo(a)pyrene	25.00	27.06	108.23	
78	Indeno(1,2,3-cd)py	25.00	26.13	104.53	
79	Dibenzo(a,h)anthra	25.00	26.17	104.68	
80	Benzo(g,h,i)peryle	25.00	26.13	104.53	
90	N-Nitrosodimethyla	25.00	24.30	97.19	
91	Aniline	25.00	25.99	103.97	
93	Benzidine	25.00	27.53	110.14	
103	Pyridine	25.00	27.69	110.78	
105	1-methylnaphthalen	25.00	25.22	100.88	

Data File: /chem1/nt6.i/20071001.b/icv1001.d
Date : 01-OCT-2007 14:22
Client ID: ABN ICV
Sample Info: ABN ICV

Instrument: nt6.i

Operator: LJR/VTS
Column diameter: 0.32

Column phase: ZB-5

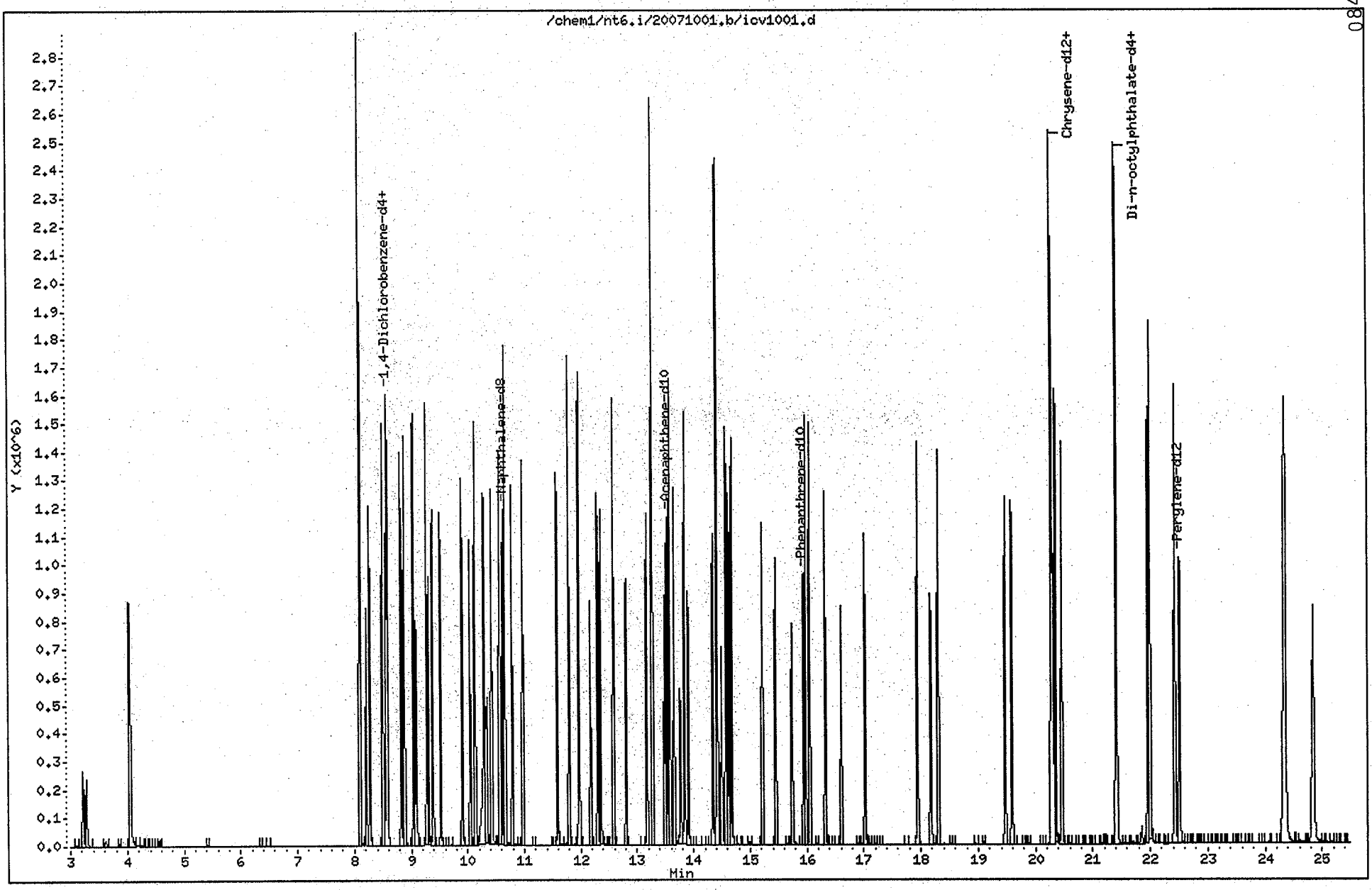

ABN ICV, /chem1/nt6.i/20071001.b/icv1001.d
Benzoic acid Amount: 51.67

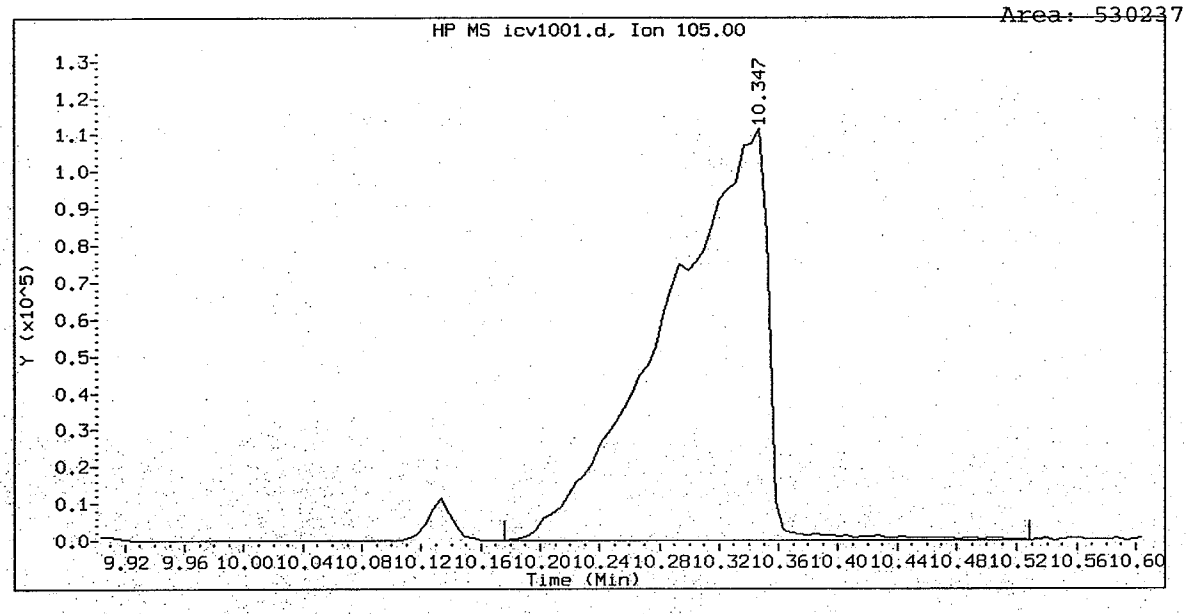

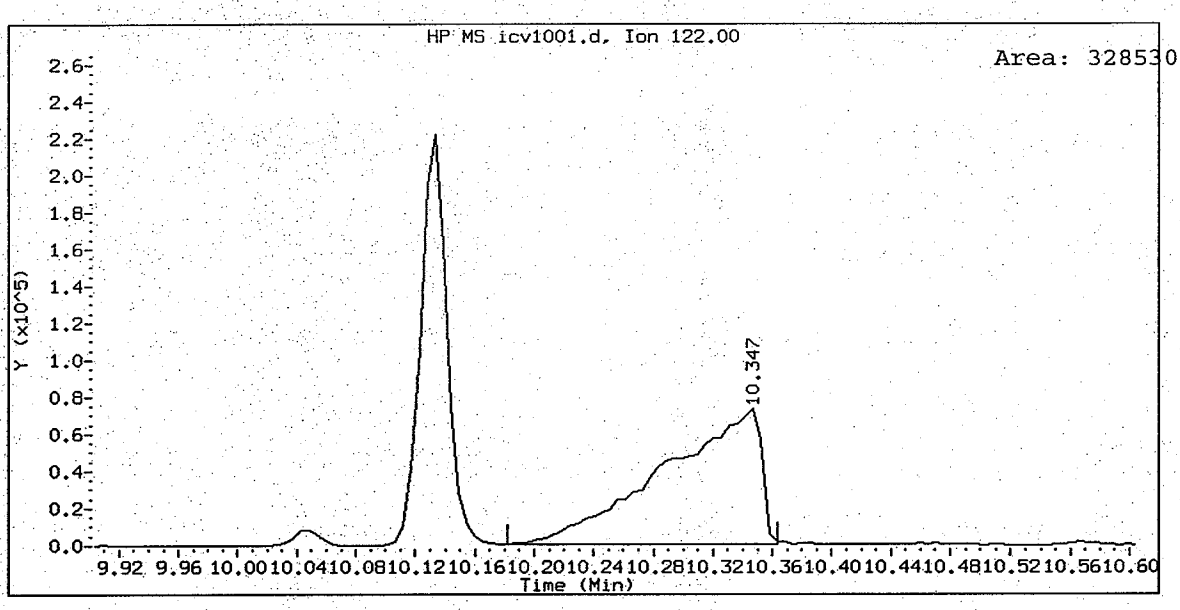

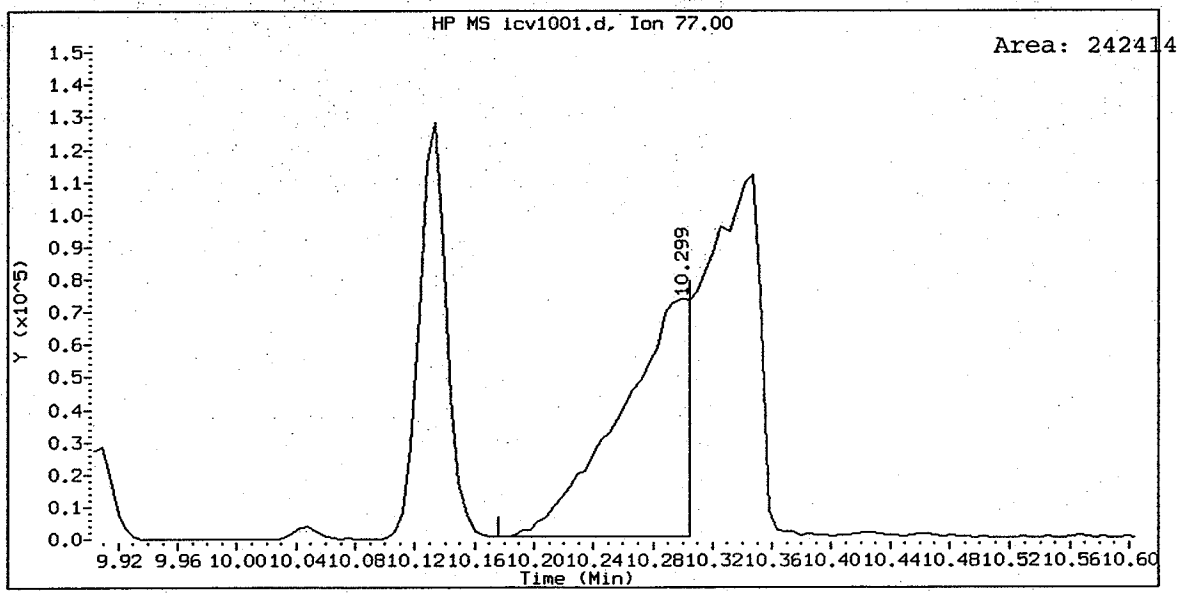

SEMIVOLATILE 8270-C INITIAL CALIBRATION DATA

Lab Name: ANALYTICAL RESOURCES, INC Client: RIDOLFI, INC.

ARI Job No: LR71 Project: MAKAH NALEMP

Instrument ID: NT4 Calibration Date: 10/01/07

LAB FILE ID: RRF1 =0011001 RRF5 =0051001 RRF10 =0101001
RRF25 =0251001 RRF40 =0401001 RRF80 =0801001

COMPOUND	RRF 1	RRF 5	RRF 10	RRF 25	RRF 40	RRF 80	___ RRF	%RSD /R^2	
Phenol	2.237	2.480	2.386	2.228	2.163	2.004	2.250	7.4	*
Bis(2-Chloroethyl)ether	1.829	1.906	1.811	1.702	1.659	1.494	1.734	8.5	
2-Chlorophenol	1.689	1.784	1.662	1.605	1.548	1.429	1.620	7.6	
1,3-Dichlorobenzene	1.761	1.792	1.711	1.607	1.573	1.502	1.658	6.9	
1,4-Dichlorobenzene	1.683	1.832	1.740	1.644	1.592	1.533	1.671	6.4	*
1,2-Dichlorobenzene	1.620	1.707	1.636	1.518	1.499	1.408	1.565	7.0	
Benzyl alcohol	0.831	1.083	1.134	1.075	1.043	0.992	1.026	10.4	
2,2'-oxybis(1-Chloropropane)	2.074	2.287	2.198	2.097	2.055	1.912	2.104	6.1	
2-Methylphenol	1.416	1.564	1.534	1.517	1.491	1.395	1.486	4.5	
Hexachloroethane	0.705	0.830	0.786	0.773	0.759	0.698	0.758	6.6	
N-Nitroso-di-n-propylamine	1.442	1.452	1.414	1.368	1.327	1.233	1.373	6.1	~
4-Methylphenol	1.342	1.603	1.570	1.578	1.564	1.418	1.512	7.0	
Nitrobenzene	0.634	0.652	0.616	0.548	0.545	0.513	0.585	9.7	
Isophorone	0.928	1.003	0.968	0.882	0.904	0.848	0.922	6.2	
2-Nitrophenol		0.236	0.227	0.211	0.220	0.209	0.221	5.1	*
2,4-Dimethylphenol	0.452	0.508	0.494	0.452	0.472	0.426	0.467	6.5	
Bis(2-Chloroethoxy)methane	0.581	0.607	0.583	0.525	0.534	0.490	0.553	8.0	
2,4-Dichlorophenol		0.330	0.320	0.307	0.317	0.302	0.315	3.5	*
1,2,4-Trichlorobenzene	0.375	0.418	0.394	0.358	0.360	0.333	0.373	8.0	
Naphthalene	1.318	1.335	1.269	1.200	1.162	1.084	1.228	7.9	
Benzoic acid		0.254	0.322	0.353	0.382	0.372	0.337	15.2	
4-Chloroaniline		0.532	0.550	0.528	0.500	0.476	0.517	5.7	
Hexachlorobutadiene	0.210	0.239	0.228	0.219	0.208	0.190	0.216	7.9	*
4-Chloro-3-methylphenol		0.363	0.401	0.416	0.404	0.364	0.390	6.2	*
2-Methylnaphthalene	0.621	0.674	0.657	0.641	0.602	0.557	0.625	6.8	
Hexachlorocyclopentadiene		0.319	0.339	0.368	0.384	0.401	0.362	9.1	~
2,4,6-Trichlorophenol		0.400	0.407	0.408	0.396	0.394	0.401	1.6	*
2,4,5-Trichlorophenol		0.450	0.409	0.434	0.424	0.427	0.429	3.5	
2-Chloronaphthalene	1.340	1.412	1.358	1.274	1.235	1.223	1.307	5.7	
2-Nitroaniline		0.555	0.598	0.576	0.558	0.555	0.568	3.3	
Acenaphthylene	1.922	2.086	2.047	1.957	1.897	1.827	1.956	4.9	
Dimethylphthalate	1.412	1.511	1.502	1.432	1.366	1.312	1.422	5.4	
2,6-Dinitrotoluene		0.328	0.333	0.330	0.315	0.320	0.325	2.4	
Acenaphthene	1.355	1.378	1.342	1.262	1.236	1.217	1.298	5.3	*
3-Nitroaniline		0.355	0.393	0.399	0.386	0.378	0.382	4.5	
2,4-Dinitrophenol		0.086	0.148	0.198	0.222	0.251	0.181	35.9	~
Dibenzofuran	1.739	1.820	1.766	1.648	1.590	1.583	1.691	5.8	

* Compounds with maximum %RSD = 30%

~ Compounds with minimum average RRF = .05

<- Outside QC limits

FORM VI SV-1

SEMIVOLATILE 8270-C INITIAL CALIBRATION DATA

Lab Name: ANALYTICAL RESOURCES, INC Client: RIDOLFI, INC.

ARI Job No: LR71 Project: MAKAH NALEMP

Instrument ID: NT4 Calibration Date: 10/01/07

LAB FILE ID: RRF1 =0011001 RRF5 =0051001 RRF10 =0101001
RRF25 =0251001 RRF40 =0401001 RRF80 =0801001

COMPOUND	RRF 1	RRF 5	RRF 10	RRF 25	RRF 40	RRF 80	___ RRF	%RSD /R^2	
4-Nitrophenol		0.226	0.282	0.302	0.290	0.251	0.270	11.4	~
2,4-Dinitrotoluene		0.424	0.450	0.434	0.417	0.424	0.430	3.0	
Fluorene	1.406	1.542	1.549	1.440	1.378	1.342	1.443	6.0	
4-Chlorophenyl-phenylether	0.713	0.770	0.750	0.703	0.665	0.644	0.708	6.8	
Diethylphthalate	1.382	1.472	1.501	1.419	1.350	1.249	1.396	6.5	
4-Nitroaniline		0.349	0.398	0.398	0.387	0.377	0.382	5.3	
4,6-Dinitro-2-methylphenol		0.118	0.155	0.172	0.181	0.188	0.163	17.2	
N-Nitrosodiphenylamine (1)	0.439	0.541	0.516	0.488	0.476	0.489	0.492	7.1	
4-Bromophenyl-phenylether	0.247	0.266	0.263	0.244	0.238	0.230	0.248	5.7	
Hexachlorobenzene	0.258	0.274	0.276	0.261	0.244	0.235	0.258	6.3	
Pentachlorophenol		0.122	0.137	0.167	0.160	0.168	0.151	13.7	*
Phenanthrene	1.463	1.472	1.443	1.360	1.284	1.271	1.382	6.5	
Anthracene	1.448	1.481	1.457	1.380	1.315	1.305	1.398	5.4	
Carbazole	1.186	1.198	1.278	1.228	1.154	1.130	1.196	4.4	
Di-n-butylphthalate	1.290	1.467	1.570	1.530	1.415	1.352	1.437	7.4	
Fluoranthene	1.457	1.505	1.611	1.561	1.430	1.415	1.496	5.2	*
Pyrene	1.647	1.772	1.706	1.514	1.592	1.386	1.603	8.7	
Butylbenzylphthalate	0.563	0.687	0.740	0.704	0.706	0.632	0.672	9.5	
Benzo(a)anthracene	1.440	1.560	1.580	1.485	1.472	1.381	1.486	5.0	
3,3'-Dichlorobenzidine		0.547	0.558	0.522	0.508	0.504	0.528	4.5	
Chrysene	1.575	1.577	1.488	1.392	1.386	1.355	1.462	6.8	
bis(2-Ethylhexyl)phthalate	0.517	0.661	0.681	0.668	0.661	0.593	0.630	10.0	
Di-n-octylphthalate	1.224	1.244	1.191	1.127	1.090	1.036	1.152	7.1	*
Benzo(b)fluoranthene	1.430	1.301	1.339	1.450	1.287	1.363	1.362	4.9	
Benzo(k)fluoranthene	1.465	1.605	1.606	1.352	1.419	1.183	1.438	11.2	
Benzo(a)pyrene	1.132	1.283	1.291	1.228	1.210	1.132	1.213	5.8	*
Indeno(1,2,3-cd)pyrene	1.112	1.484	1.417	1.310	1.360	1.314	1.333	9.5	
Dibenzo(a,h)anthracene	0.869	1.220	1.159	1.093	1.137	1.089	1.094	11.0	
Benzo(g,h,i)perylene	1.118	1.356	1.199	1.150	1.216	1.164	1.200	7.0	
N-Nitrosodimethylamine		1.427	1.271	1.224	1.187	1.037	1.229	11.5	
Aniline		2.897	2.897	2.704	2.623	2.294	2.683	9.3	
Benzidine		0.734	0.742	0.647	0.644	0.572	0.668	10.6	
Pyridine		2.141	2.042	2.012	1.932	1.733	1.972	7.8	
1-methylnaphthalene	0.655	0.683	0.664	0.645	0.606	0.548	0.634	7.7	
Azobenzene (1,2-DP-Hydrazine	1.930	2.058	2.088	1.940	1.839	1.761	1.936	6.4	
2-Fluorophenol		1.883	1.691	1.742	1.678	1.467	1.692	8.9	

(1) Cannot be seperated from Diphenylamine
* Compounds with maximum %RSD = 30%
~ Compounds with minimum average RRF = .05
<- Outside QC limits

FORM VI SV-2

SEMIVOLATILE 8270-C INITIAL CALIBRATION DATA

Lab Name: ANALYTICAL RESOURCES, INC Client: RIDOLFI, INC.

ARI Job No: LR71 Project: MAKAH NALEMP

Instrument ID: NT4 Calibration Date: 10/01/07

LAB FILE ID: RRF1 =0011001 RRF5 =0051001 RRF10 =0101001
RRF25 =0251001 RRF40 =0401001 RRF80 =0801001

COMPOUND	RRF 1	RRF 5	RRF 10	RRF 25	RRF 40	RRF 80	___ RRF	%RSD /R^2
Phenol-d5		2.061	1.996	1.929	1.873	1.613	1.894	9.1
2-Chlorophenol-d4		1.529	1.464	1.401	1.377	1.254	1.405	7.3
1,2-Dichlorobenzene-d4		1.005	0.928	0.892	0.874	0.822	0.904	7.5
Nitrobenzene-d5		0.593	0.551	0.500	0.505	0.489	0.528	8.2
2-Fluorobiphenyl		1.544	1.394	1.333	1.318	1.315	1.381	7.0
2,4,6-Tribromophenol		0.158	0.178	0.178	0.178	0.170	0.172	5.1
Terphenyl-d14		1.036	0.945	0.890	0.939	0.816	0.925	8.7

* Compounds with maximum %RSD = 30%
~ Compounds with minimum average RRF = .05
<- Outside QC limits

FORM VI SV-3

Analytical Resources, Inc.

INITIAL CALIBRATION DATA

Start Cal Date : 01-OCT-2007 10:31
End Cal Date : 01-OCT-2007 13:20
Quant Method : ISTD
Origin : Disabled
Target Version : 3.50
Integrator : HP RTE
Method file : /chem3/nt4.i/20071001.b/SW846.m
Cal Date : 02-Oct-2007 10:17 jeff
Curve Type : Average

Calibration File Names:
Level 1: /chem3/nt4.i/20071001.b/0011001.d
Level 2: /chem3/nt4.i/20071001.b/0051001.d
Level 3: /chem3/nt4.i/20071001.b/0101001.d
Level 4: /chem3/nt4.i/20071001.b/0251001.d
Level 5: /chem3/nt4.i/20071001.b/0401001.d
Level 6: /chem3/nt4.i/20071001.b/0801001.d

Compound	1.000 Level 1	5.000 Level 2	10.000 Level 3	25.000 Level 4	40.000 Level 5	80.000 Level 6	RRF	% RSD	
170 Pentachlorobenzene	0.50522	0.52651	0.50262	0.46464	0.44040	0.44908	0.48141	7.231	
168 2,3,5-Trimethylnaphthalene	+++++	+++++	+++++	+++++	+++++	+++++	+++++	+++++	<-
145 4,4'-DDE	+++++	+++++	+++++	+++++	+++++	+++++	+++++	+++++	<-
169 2,6-Dimethylnaphthalene	+++++	+++++	+++++	+++++	+++++	+++++	+++++	+++++	<-
146 4,4'-DDD	+++++	+++++	+++++	+++++	+++++	+++++	+++++	+++++	<-
147 4,4'-DDT	+++++	+++++	+++++	+++++	+++++	+++++	+++++	+++++	<-
148 Dieldrin	+++++	+++++	+++++	+++++	+++++	+++++	+++++	+++++	<-
149 TCMX	+++++	+++++	+++++	+++++	+++++	+++++	+++++	+++++	<-
150 DCBP	+++++	+++++	+++++	+++++	+++++	+++++	+++++	+++++	<-
138 Chlorobenzilate	+++++	+++++	+++++	+++++	+++++	+++++	+++++	+++++	<-
139 Isodrin	+++++	+++++	+++++	+++++	+++++	+++++	+++++	+++++	<-
140 Diallate A	+++++	+++++	+++++	+++++	+++++	+++++	+++++	+++++	<-
141 Diallate B	+++++	+++++	+++++	+++++	+++++	+++++	+++++	+++++	<-
142 1,2-Dibromo-3-Chloropropane	+++++	+++++	+++++	+++++	+++++	+++++	+++++	+++++	<-
135 2,3,5,6-Tetrachlorophenol	+++++	+++++	+++++	+++++	+++++	+++++	+++++	+++++	<-
136 2,3,4,5-tetrachlorophenol	+++++	+++++	+++++	+++++	+++++	+++++	+++++	+++++	<-
133 Butylatedhydroxytoluene	1.18714	1.22127	1.16880	1.09721	1.05227	1.03754	1.12737	6.723	
132 3,6-Dimethylphenanthrene	+++++	+++++	+++++	+++++	+++++	+++++	+++++	+++++	<-
131 1-Methylphenanthrene	+++++	+++++	+++++	+++++	+++++	+++++	+++++	+++++	<-
130 Dibenzothiophene	+++++	+++++	+++++	+++++	+++++	+++++	+++++	+++++	<-
129 1-Methylfluorene	+++++	+++++	+++++	+++++	+++++	+++++	+++++	+++++	<-

Analytical Resources, Inc.

INITIAL CALIBRATION DATA

Start Cal Date : 01-OCT-2007 10:31
End Cal Date : 01-OCT-2007 13:20
Quant Method : ISTD
Origin : Disabled
Target Version : 3.50
Integrator : HP RTE
Method file : /chem3/nt4.i/20071001.b/SW846.m
Cal Date : 02-Oct-2007 10:17 jeff
Curve Type : Average

Compound	1.000 Level 1	5.000 Level 2	10.000 Level 3	25.000 Level 4	40.000 Level 5	80.000 Level 6	RRF	% RSD	
128 N-Hexadecane	+++++	+++++	+++++	+++++	+++++	+++++	+++++	+++++	<-
127 2-Isopropylnaphthalene	+++++	+++++	+++++	+++++	+++++	+++++	+++++	+++++	<-
126 N-Tetradecane	+++++	+++++	+++++	+++++	+++++	+++++	+++++	+++++	<-
144 alpha-Terpineol	0.33668	0.37344	0.38842	0.36026	0.34823	0.32644	0.35558	6.510	
125 Safrole	+++++	+++++	+++++	+++++	+++++	+++++	+++++	+++++	<-
124 3,4-Dimethylphenol	+++++	+++++	+++++	+++++	+++++	+++++	+++++	+++++	<-
123 Acetophenone	2.19143	2.25288	2.25106	2.15120	2.10853	2.00081	2.15932	4.441	
122 Furfuraldehyde	+++++	+++++	+++++	+++++	+++++	+++++	+++++	+++++	<-
143 1,4-Dioxane	+++++	+++++	+++++	+++++	+++++	+++++	+++++	+++++	<-
121 Quinoline	+++++	+++++	+++++	+++++	+++++	+++++	+++++	+++++	<-
120 2,3,4,6-Tetrachlorophenol	+++++	+++++	+++++	+++++	+++++	+++++	+++++	+++++	<-
119 7,12-Dimethylbenz(a)anthracen	+++++	+++++	+++++	+++++	+++++	+++++	+++++	+++++	<-
118 Triphenyl Phosphate	0.18994	0.22898	0.23236	0.23013	0.22658	0.21368	0.22028	7.383	
117 Butyl Diphenyl Phosphate	0.26181	0.35550	0.34878	0.32030	0.32511	0.26835	0.31331	12.686	
116 Dibutyl Phenyl Phosphate	0.56698	0.69462	0.72182	0.73642	0.68501	0.66902	0.67898	8.852	
115 Tributyl Phosphate	1.14612	1.33092	1.30313	1.26880	1.21079	1.18496	1.24079	5.786	
114 Beta-Pinene	+++++	+++++	+++++	+++++	+++++	+++++	+++++	+++++	<-
113 Diphenyl Oxide	+++++	+++++	+++++	+++++	+++++	+++++	+++++	+++++	<-
112 Biphenyl	+++++	+++++	+++++	+++++	+++++	+++++	+++++	+++++	<-
111 Azobenzene (1,2-DP-Hydrazine)	1.92970	2.05778	2.08754	1.94021	1.83935	1.76087	1.93591	6.446	
110 Tetrachloroguaiacol	+++++	+++++	+++++	+++++	+++++	+++++	+++++	+++++	<-
109 3,4,5-Trichloroguaiacol	+++++	+++++	+++++	+++++	+++++	+++++	+++++	+++++	<-
108 4,5,6-Trichloroguaiacol	+++++	+++++	+++++	+++++	+++++	+++++	+++++	+++++	<-
107 4,5-Dichloro-2-Methoxyphenol	+++++	+++++	+++++	+++++	+++++	+++++	+++++	+++++	<-
106 Guaiacol	+++++	+++++	+++++	+++++	+++++	+++++	+++++	+++++	<-
105 1-methylnaphthalene	0.65490	0.68302	0.66359	0.64487	0.60579	0.54838	0.63342	7.721	
151 1,2,4,5-Tetrachlorobenzene	+++++	+++++	+++++	+++++	+++++	+++++	+++++	+++++	<-
152 Benzo(e)pyrene	+++++	+++++	+++++	+++++	+++++	+++++	+++++	+++++	<-
153 Chlorpyrifos	+++++	+++++	+++++	+++++	+++++	+++++	+++++	+++++	<-

Analytical Resources, Inc.

INITIAL CALIBRATION DATA

Start Cal Date : 01-OCT-2007 10:31
End Cal Date : 01-OCT-2007 13:20
Quant Method : ISTD
Origin : Disabled
Target Version : 3.50
Integrator : HP RTE
Method file : /chem3/nt4.i/20071001.b/SW846.m
Cal Date : 02-Oct-2007 10:17 jeff
Curve Type : Average

Compound	1.000 Level 1	5.000 Level 2	10.000 Level 3	25.000 Level 4	40.000 Level 5	80.000 Level 6	RRF	% RSD	
154 Diazinon	+++++	+++++	+++++	+++++	+++++	+++++	+++++	+++++	<-
155 Kelthane	+++++	+++++	+++++	+++++	+++++	+++++	+++++	+++++	<-
156 Methyl Parathion	+++++	+++++	+++++	+++++	+++++	+++++	+++++	+++++	<-
157 Ethyl Parathion	+++++	+++++	+++++	+++++	+++++	+++++	+++++	+++++	<-
158 Ethion	+++++	+++++	+++++	+++++	+++++	+++++	+++++	+++++	<-
159 4-Nonylphenol	+++++	+++++	+++++	+++++	+++++	+++++	+++++	+++++	<-
160 Tetraethyl Tin	+++++	+++++	+++++	+++++	+++++	+++++	+++++	+++++	<-
161 1,2,3-Trichloronaphthalene	+++++	+++++	+++++	+++++	+++++	+++++	+++++	+++++	<-
162 1,2,3,4-Tetrachloronapthalene	+++++	+++++	+++++	+++++	+++++	+++++	+++++	+++++	<-
163 1,2,3,5,8-Pentachloronaphthal	+++++	+++++	+++++	+++++	+++++	+++++	+++++	+++++	<-
164 1,2,3,4,6,7-Hexachloronaphtha	+++++	+++++	+++++	+++++	+++++	+++++	+++++	+++++	<-
165 1,2,3,4,5,6,7-Heptachloronaph	+++++	+++++	+++++	+++++	+++++	+++++	+++++	+++++	<-
166 Octachloronaphthalene	+++++	+++++	+++++	+++++	+++++	+++++	+++++	+++++	<-
167 2,2',4,4',5-Pentabromobipheny	+++++	+++++	+++++	+++++	+++++	+++++	+++++	+++++	<-
3 Phenol	2.23685	2.47997	2.38573	2.22824	2.16301	2.00396	2.24963	7.440	
4 Bis(2-Chloroethyl)ether	1.82885	1.90628	1.81071	1.70238	1.65881	1.49450	1.73359	8.500	
6 2-Chlorophenol	1.68927	1.78385	1.66208	1.60549	1.54786	1.42878	1.61955	7.582	
7 1,3-Dichlorobenzene	1.76103	1.79204	1.71098	1.60724	1.57313	1.50209	1.65775	6.903	
9 1,4-Dichlorobenzene	1.68265	1.83221	1.74038	1.64391	1.59249	1.53290	1.67076	6.385	
11 Benzyl alcohol	0.83099	1.08347	1.13456	1.07529	1.04293	0.99204	1.02655	10.399	
12 1,2-Dichlorobenzene	1.62004	1.70746	1.63647	1.51789	1.49930	1.40782	1.56483	6.981	
13 2-Methylphenol	1.41659	1.56414	1.53359	1.51712	1.49065	1.39465	1.48612	4.516	
14 2,2'-oxybis(1-Chloropropane)	2.07425	2.28693	2.19772	2.09668	2.05528	1.91192	2.10380	6.104	
15 4-Methylphenol	1.34246	1.60267	1.57058	1.57804	1.56380	1.41851	1.51268	7.007	
16 N-Nitroso-di-n-propylamine	1.44229	1.45259	1.41456	1.36823	1.32744	1.23302	1.37302	6.055	
17 Hexachloroethane	0.70545	0.83036	0.78585	0.77276	0.75930	0.69815	0.75865	6.610	
19 Nitrobenzene	0.63392	0.65176	0.61597	0.54825	0.54486	0.51280	0.58459	9.671	
20 Isophorone	0.92829	1.00326	0.96845	0.88244	0.90363	0.84799	0.92234	6.167	
21 2-Nitrophenol	+++++	0.23639	0.22676	0.21115	0.22055	0.20925	0.22082	5.089	

Analytical Resources, Inc.

INITIAL CALIBRATION DATA

Start Cal Date : 01-OCT-2007 10:31
End Cal Date : 01-OCT-2007 13:20
Quant Method : ISTD
Origin : Disabled
Target Version : 3.50
Integrator : HP RTE
Method file : /chem3/nt4.i/20071001.b/SW846.m
Cal Date : 02-Oct-2007 10:17 jeff
Curve Type : Average

	Compound	1.000 Level 1	5.000 Level 2	10.000 Level 3	25.000 Level 4	40.000 Level 5	80.000 Level 6	___ RRF	% RSD	
22	2,4-Dimethylphenol	0.45169	0.50811	0.49430	0.45217	0.47203	0.42657	0.46748	6.451	
23	Bis(2-Chloroethoxy)methane	0.58101	0.60745	0.58334	0.52506	0.53399	0.49049	0.55356	7.964	
24	Benzoic acid	+++++	0.25442	0.32247	0.35304	0.38202	0.37218	0.33683	15.248	PP
25	2,4-Dichlorophenol	+++++	0.33056	0.32025	0.30736	0.31688	0.30254	0.31552	3.492	
26	1,2,4-Trichlorobenzene	0.37460	0.41819	0.39374	0.35848	0.35964	0.33322	0.37298	7.995	
28	Naphthalene	1.31756	1.33520	1.26924	1.19972	1.16181	1.08358	1.22785	7.917	
29	4-Chloroaniline	+++++	0.53215	0.55044	0.52777	0.49992	0.47591	0.51724	5.672	
30	Hexachlorobutadiene	0.21038	0.23938	0.22805	0.21943	0.20825	0.19013	0.21594	7.926	
31	4-Chloro-3-methylphenol	+++++	0.36322	0.40126	0.41557	0.40368	0.36438	0.38962	6.209	
32	2-Methylnaphthalene	0.62136	0.67429	0.65719	0.64148	0.60169	0.55688	0.62548	6.758	
33	Hexachlorocyclopentadiene	+++++	0.31945	0.33942	0.36786	0.38388	0.40134	0.36239	9.131	
34	2,4,6-Trichlorophenol	+++++	0.40005	0.40669	0.40783	0.39581	0.39357	0.40079	1.587	
35	2,4,5-Trichlorophenol	+++++	0.44995	0.40939	0.43430	0.42438	0.42715	0.42903	3.450	
37	2-Chloronaphthalene	1.33954	1.41214	1.35786	1.27442	1.23484	1.22292	1.30695	5.730	
38	2-Nitroaniline	+++++	0.55501	0.59814	0.57613	0.55808	0.55512	0.56850	3.298	
39	Dimethylphthalate	1.41159	1.51148	1.50168	1.43200	1.36630	1.31187	1.42249	5.427	
40	Acenaphthylene	1.92174	2.08566	2.04735	1.95709	1.89706	1.82704	1.95599	4.927	
41	2,6-Dinitrotoluene	+++++	0.32829	0.33349	0.32952	0.31466	0.31973	0.32514	2.373	
43	3-Nitroaniline	+++++	0.35534	0.39290	0.39945	0.38585	0.37801	0.38231	4.462	
44	Acenaphthene	1.35529	1.37775	1.34255	1.26224	1.23611	1.21677	1.29845	5.261	
45	2,4-Dinitrophenol	+++++	0.08645	0.14791	0.19852	0.22173	0.25067	0.18106	35.853	PP
46	Dibenzofuran	1.73924	1.81999	1.76646	1.64805	1.59009	1.58293	1.69113	5.816	
47	4-Nitrophenol	+++++	0.22576	0.28187	0.30155	0.28972	0.25149	0.27008	11.448	
48	2,4-Dinitrotoluene	+++++	0.42406	0.44960	0.43429	0.41676	0.42437	0.42982	2.954	
49	Fluorene	1.40649	1.54245	1.54932	1.44033	1.37773	1.34201	1.44306	5.961	
50	Diethylphthalate	1.38167	1.47214	1.50136	1.41899	1.35009	1.24935	1.39560	6.508	
51	4-Chlorophenyl-phenylether	0.71298	0.77053	0.74994	0.70317	0.66542	0.64450	0.70776	6.794	
52	4-Nitroaniline	+++++	0.34911	0.39844	0.39773	0.38678	0.37681	0.38177	5.318	
53	4,6-Dinitro-2-methylphenol	+++++	0.11772	0.15461	0.17192	0.18074	0.18811	0.16262	17.242	PP

Analytical Resources, Inc.

INITIAL CALIBRATION DATA

Start Cal Date : 01-OCT-2007 10:31
End Cal Date : 01-OCT-2007 13:20
Quant Method : ISTD
Origin : Disabled
Target Version : 3.50
Integrator : HP RTE
Method file : /chem3/nt4.i/20071001.b/SW846.m
Cal Date : 02-Oct-2007 10:17 jeff
Curve Type : Average

Compound	1.000 Level 1	5.000 Level 2	10.000 Level 3	25.000 Level 4	40.000 Level 5	80.000 Level 6	RRF	% RSD	
54 N-Nitrosodiphenylamine	0.43869	0.54060	0.51653	0.48814	0.47643	0.48863	0.49150	7.091	
56 4-Bromophenyl-phenylether	0.24748	0.26655	0.26345	0.24416	0.23772	0.23040	0.24829	5.733	
57 Hexachlorobenzene	0.25831	0.27433	0.27655	0.26071	0.24367	0.23521	0.25813	6.350	
58 Pentachlorophenol	+++++	0.12165	0.13701	0.16739	0.15959	0.16853	0.15083	13.695	
60 Phenanthrene	1.46289	1.47209	1.44279	1.36048	1.28397	1.27121	1.38224	6.527	
61 Anthracene	1.44806	1.48070	1.45730	1.37998	1.31517	1.30510	1.39772	5.418	
62 Carbazole	1.18552	1.19853	1.27848	1.22843	1.15404	1.13048	1.19591	4.429	
63 Di-n-butylphthalate	1.29017	1.46678	1.57041	1.53047	1.41535	1.35201	1.43753	7.406	
64 Fluoranthene	1.45710	1.50506	1.61106	1.56089	1.42964	1.41522	1.49650	5.174	
65 Pyrene	1.64727	1.77213	1.70617	1.51425	1.59152	1.38562	1.60282	8.666	
67 Butylbenzylphthalate	0.56318	0.68680	0.73958	0.70374	0.70601	0.63256	0.67198	9.493	
68 Benzo(a)anthracene	1.44057	1.56004	1.58022	1.48467	1.47160	1.38148	1.48643	4.994	
70 3,3'-Dichlorobenzidine	+++++	0.54662	0.55779	0.52207	0.50851	0.50411	0.52782	4.462	
71 Chrysene	1.57539	1.57721	1.48817	1.39174	1.38561	1.35474	1.46214	6.777	
72 bis(2-Ethylhexyl)phthalate	0.51743	0.66113	0.68101	0.66755	0.66073	0.59299	0.63014	10.029	
73 Di-n-octylphthalate	1.22391	1.24453	1.19093	1.12667	1.09021	1.03614	1.15207	7.066	
74 Benzo(b)fluoranthene	1.42991	1.30098	1.33903	1.45015	1.28728	1.36286	1.36170	4.895	
75 Benzo(k)fluoranthene	1.46512	1.60496	1.60640	1.35208	1.41922	1.18310	1.43848	11.195	
76 Benzo(a)pyrene	1.13167	1.28299	1.29143	1.22762	1.21001	1.13243	1.21269	5.758	
78 Indeno(1,2,3-cd)pyrene	1.11185	1.48399	1.41727	1.30956	1.36044	1.31452	1.33294	9.516	
79 Dibenzo(a,h)anthracene	0.86914	1.22054	1.15894	1.09344	1.13742	1.08902	1.09475	11.014	
80 Benzo(g,h,i)perylene	1.11779	1.35646	1.19922	1.14975	1.21596	1.16458	1.20063	6.996	
90 N-Nitrosodimethylamine	+++++	1.42745	1.27070	1.22412	1.18672	1.03677	1.22915	11.497	
91 Aniline	+++++	2.89748	2.89712	2.70422	2.62278	2.29366	2.68305	9.271	
92 1,2-Diphenylhydrazine	+++++	+++++	+++++	+++++	+++++	+++++	+++++	+++++	<-
93 Benzidine	+++++	0.73442	0.74205	0.64667	0.64438	0.57259	0.66802	10.588	
96 p-Cymene	+++++	+++++	+++++	+++++	+++++	+++++	+++++	+++++	<-
97 Caffeine	+++++	+++++	+++++	+++++	+++++	+++++	+++++	+++++	<-
98 Retene	+++++	+++++	+++++	+++++	+++++	+++++	+++++	+++++	<-

Analytical Resources, Inc.

INITIAL CALIBRATION DATA

Start Cal Date : 01-OCT-2007 10:31
End Cal Date : 01-OCT-2007 13:20
Quant Method : ISTD
Origin : Disabled
Target Version : 3.50
Integrator : HP RTE
Method file : /chem3/nt4.i/20071001.b/SW846.m
Cal Date : 02-Oct-2007 10:17 jeff
Curve Type : Average

	Compound	1.000 Level 1	5.000 Level 2	10.000 Level 3	25.000 Level 4	40.000 Level 5	80.000 Level 6	RRF	% RSD	
	99 Perylene	+++++	+++++	+++++	+++++	+++++	+++++	+++++	+++++	<-
	100 3-beta-Coprostanol	+++++	+++++	+++++	+++++	+++++	+++++	+++++	+++++	<-
	101 Cholesterol	+++++	+++++	+++++	+++++	+++++	+++++	+++++	+++++	<-
	102 beta-Sitosterol	+++++	+++++	+++++	+++++	+++++	+++++	+++++	+++++	<-
	103 Pyridine	+++++	2.14119	2.04223	2.01152	1.93240	1.73297	1.97206	7.766	
$	1 2-Fluorophenol	+++++	1.88302	1.69149	1.74238	1.67812	1.46665	1.69233	8.864	
$	137 d8-1,4-Dioxane	+++++	+++++	+++++	+++++	+++++	+++++	+++++	+++++	<-
$	2 Phenol-d5	+++++	2.06120	1.99557	1.92864	1.87295	1.61275	1.89422	9.106	
$	5 2-Chlorophenol-d4	+++++	1.52867	1.46411	1.40120	1.37721	1.25426	1.40509	7.318	
$	10 1,2-Dichlorobenzene-d4	+++++	1.00474	0.92855	0.89193	0.87365	0.82159	0.90409	7.544	
$	18 Nitrobenzene-d5	+++++	0.59304	0.55085	0.49975	0.50472	0.48950	0.52757	8.248	
$	36 2-Fluorobiphenyl	+++++	1.54406	1.39457	1.33322	1.31819	1.31483	1.38098	7.000	
$	55 2,4,6-Tribromophenol	+++++	0.15770	0.17763	0.17844	0.17750	0.16957	0.17217	5.143	
$	66 Terphenyl-d14	+++++	1.03577	0.94504	0.89021	0.93935	0.81612	0.92530	8.703	
$	85 p-Cresol-d4	+++++	+++++	+++++	+++++	+++++	+++++	+++++	+++++	<-
$	86 Anthracene-d10	+++++	+++++	+++++	+++++	+++++	+++++	+++++	+++++	<-
$	87 Fluoranthene-d10	+++++	+++++	+++++	+++++	+++++	+++++	+++++	+++++	<-
$	88 Dibenz(a,h)anthracene-d14	+++++	+++++	+++++	+++++	+++++	+++++	+++++	+++++	<-
$	89 Diphenyl-d10	+++++	+++++	+++++	+++++	+++++	+++++	+++++	+++++	<-
$	95 D10-1-methylnaphthalene	+++++	+++++	+++++	+++++	+++++	+++++	+++++	+++++	<-

Analytical Resources, Inc.

Semivolatile Report SW846 Method 8270D

Data file : /chem3/nt4.i/20071001.b/0011001.d
Lab Smp Id: ABN 1 Client Smp ID: ABN 1
Inj Date : 01-OCT-2007 11:38
Operator : VTS Inst ID: nt4.i
Smp Info : ABN 1
Misc Info :
Comment : 1ul Injection
Method : /chem3/nt4.i/20071001.b/SW846.m
Meth Date : 02-Oct-2007 10:17 jeff Quant Type: ISTD
Cal Date : 01-OCT-2007 11:38 Cal File: 0011001.d
Als bottle: 3 Calibration Sample, Level: 1
Dil Factor: 1.00000
Integrator: HP RTE Compound Sublist: ICAL.sub
Target Version: 3.50

	Compounds	QUANT SIG MASS	RT	EXP RT	REL RT	RESPONSE	AMOUNTS CAL-AMT (ug/mL)	ON-COL (ug/mL)
$	1 2-Fluorophenol	112	6.133	6.144	(0.757)	10368	1.00000	0.9662
$	2 Phenol-d5	99	7.656	7.687	(0.945)	12308	1.00000	1.025
	3 Phenol	94	7.677	7.709	(0.948)	14183	1.00000	0.9943
$	5 2-Chlorophenol-d4	132	7.795	7.810	(0.962)	8562	1.00000	0.9610
	4 Bis(2-Chloroethyl)ether	93	7.768	7.784	(0.959)	11596	1.00000	1.055
	6 2-Chlorophenol	128	7.821	7.837	(0.966)	10711	1.00000	1.043
	7 1,3-Dichlorobenzene	146	8.035	8.051	(0.992)	11166	1.00000	1.062
*	8 1,4-Dichlorobenzene-d4	152	8.099	8.110	(1.000)	126812	20.0000	
	9 1,4-Dichlorobenzene	146	8.121	8.136	(1.003)	10669	1.00000	1.007
$	10 1,2-Dichlorobenzene-d4	152	8.398	8.409	(1.037)	5783	1.00000	1.009 (M)
	12 1,2-Dichlorobenzene	146	8.420	8.430	(1.040)	10272	1.00000	1.035
	11 Benzyl alcohol	108	8.372	8.398	(1.034)	5269	1.00000	0.8095
	14 2,2'-oxybis(1-Chloropropane)	45	8.639	8.654	(1.067)	13152	1.00000	0.9860
	13 2-Methylphenol	108	8.607	8.633	(1.063)	8982	1.00000	0.9532 (H)
	17 Hexachloroethane	117	8.906	8.916	(1.100)	4473	1.00000	0.9299
	16 N-Nitroso-di-n-propylamine	70	8.847	8.884	(1.092)	9145	1.00000	1.050
	15 4-Methylphenol	108	8.842	8.863	(1.092)	8512	1.00000	0.8875
$	18 Nitrobenzene-d5	82	9.018	9.044	(0.889)	12171	1.00000	1.054
	19 Nitrobenzene	77	9.050	9.071	(0.893)	13873	1.00000	1.084
	20 Isophorone	82	9.429	9.461	(0.930)	20315	1.00000	1.006
	21 2-Nitrophenol	139	9.568	9.584	(0.944)	4204	1.00000	0.8699
	22 2,4-Dimethylphenol	107	9.675	9.696	(0.954)	9885	1.00000	0.9662
	23 Bis(2-Chloroethoxy)methane	93	9.825	9.846	(0.969)	12715	1.00000	1.050
	24 Benzoic acid	105	9.771	10.043	(0.964)	3911	5.00000	0.5306
	25 2,4-Dichlorophenol	162	9.948	9.969	(0.981)	5658	1.00000	0.8194
	26 1,2,4-Trichlorobenzene	180	10.081	10.091	(0.994)	8198	1.00000	1.004
*	27 Naphthalene-d8	136	10.140	10.150	(1.000)	437688	20.0000	

	Compounds	QUANT SIG MASS	RT	EXP RT	REL RT	RESPONSE	AMOUNTS CAL-AMT (ug/mL)	ON-COL (ug/mL)
	28 Naphthalene	128	10.172	10.182	(1.003)	28834	1.00000	1.073
	29 4-Chloroaniline	127	10.311	10.326	(1.017)	10251	1.00000	0.9056
	30 Hexachlorobutadiene	225	10.492	10.497	(1.035)	4604	1.00000	0.9743
	31 4-Chloro-3-methylphenol	107	11.117	11.133	(1.096)	5174	1.00000	0.6068
	32 2-Methylnaphthalene	141	11.288	11.299	(1.113)	13598	1.00000	0.9934
	33 Hexachlorocyclopentadiene	237	11.673	11.678	(0.898)	1988	1.00000	0.4745
	34 2,4,6-Trichlorophenol	196	11.807	11.817	(0.908)	3630	1.00000	0.7834
	35 2,4,5-Trichlorophenol	196	11.860	11.870	(0.912)	3668	1.00000	0.7395
$	36 2-Fluorobiphenyl	172	11.929	11.945	(0.918)	16436	1.00000	1.029
	37 2-Chloronaphthalene	162	12.068	12.079	(0.928)	15487	1.00000	1.025
	38 2-Nitroaniline	65	12.298	12.314	(0.946)	4228	1.00000	0.6433
	39 Dimethylphthalate	163	12.667	12.693	(0.975)	16320	1.00000	0.9923
	40 Acenaphthylene	152	12.741	12.757	(0.980)	22218	1.00000	0.9825
	41 2,6-Dinitrotoluene	165	12.763	12.784	(0.982)	2756	1.00000	0.7332
*	42 Acenaphthene-d10	164	12.998	13.008	(1.000)	231228	20.0000	
	43 3-Nitroaniline	138	12.966	12.998	(0.998)	2897	1.00000	0.6554 (M)
	44 Acenaphthene	153	13.046	13.062	(1.004)	15669	1.00000	1.044
	45 2,4-Dinitrophenol	184	Compound Not Detected.					
	46 Dibenzofuran	168	13.308	13.329	(1.024)	20108	1.00000	1.028
	47 4-Nitrophenol	109	13.276	13.297	(1.021)	1270	1.00000	0.4067
	48 2,4-Dinitrotoluene	165	13.388	13.409	(1.030)	3368	1.00000	0.6778
	50 Diethylphthalate	149	13.821	13.852	(1.063)	15974	1.00000	0.9900
	49 Fluorene	166	13.863	13.879	(1.067)	16261	1.00000	0.9747
	51 4-Chlorophenyl-phenylether	204	13.890	13.900	(1.069)	8243	1.00000	1.007
	52 4-Nitroaniline	138	13.959	14.007	(1.074)	3190	1.00000	0.7227
	53 4,6-Dinitro-2-methylphenol	198	14.040	14.077	(0.913)	1055	5.00000	0.3759
	54 N-Nitrosodiphenylamine	169	14.093	14.114	(0.917)	7571	1.00000	0.8925
$	55 2,4,6-Tribromophenol	330	14.285	14.301	(1.099)	864	1.00000	0.4341
	56 4-Bromophenyl-phenylether	248	14.675	14.686	(0.955)	4271	1.00000	0.9967
	57 Hexachlorobenzene	284	14.889	14.905	(0.969)	4458	1.00000	1.001
	58 Pentachlorophenol	266	15.188	15.204	(0.988)	509	1.00000	0.1955
*	59 Phenanthrene-d10	188	15.370	15.380	(1.000)	345165	20.0000	
	60 Phenanthrene	178	15.407	15.423	(1.002)	25247	1.00000	1.058
	61 Anthracene	178	15.477	15.492	(1.007)	24991	1.00000	1.036
	62 Carbazole	167	15.760	15.775	(1.025)	20460	1.00000	0.9913
	63 Di-n-butylphthalate	149	16.481	16.491	(1.072)	22266	1.00000	0.8975
	64 Fluoranthene	202	17.341	17.357	(1.128)	25147	1.00000	0.9737
	65 Pyrene	202	17.694	17.715	(0.899)	27822	1.00000	1.028
$	66 Terphenyl-d14	244	18.014	18.025	(0.915)	15577	1.00000	0.9967
	67 Butylbenzylphthalate	149	18.901	18.911	(0.960)	9512	1.00000	0.8381
	68 Benzo(a)anthracene	228	19.654	19.675	(0.999)	24331	1.00000	0.9691
*	69 Chrysene-d12	240	19.681	19.702	(1.000)	337796	20.0000	
	70 3,3'-Dichlorobenzidine	252	19.660	19.686	(0.999)	8074	1.00000	0.9057
	71 Chrysene	228	19.718	19.750	(1.002)	26608	1.00000	1.077
	72 bis(2-Ethylhexyl)phthalate	149	19.895	19.905	(0.955)	12215	1.00000	0.8211
*	134 Di-n-octylphthalate-d4	153	20.829	20.840	(1.000)	472142	20.0000	
	73 Di-n-octylphthalate	149	20.840	20.851	(1.000)	28893	1.00000	1.062

	Compounds	QUANT SIG MASS	RT	EXP RT	REL RT	RESPONSE	AMOUNTS CAL-AMT (ug/mL)	ON-COL (ug/mL)
74	Benzo(b)fluoranthene	252	21.310	21.347	(0.976)	25545	1.00000	1.050
75	Benzo(k)fluoranthene	252	21.342	21.379	(0.977)	26174	1.00000	1.019
76	Benzo(a)pyrene	252	21.754	21.791	(0.996)	20217	1.00000	0.9332
* 77	Perylene-d12	264	21.839	21.849	(1.000)	357295	20.0000	
78	Indeno(1,2,3-cd)pyrene	276	23.351	23.393	(1.069)	19863	1.00000	0.8341(M)
79	Dibenzo(a,h)anthracene	278	23.367	23.425	(1.070)	15527	1.00000	0.7939(M)
80	Benzo(g,h,i)perylene	276	23.757	23.826	(1.088)	19969	1.00000	0.9310
90	N-Nitrosodimethylamine	74	3.457	3.483	(0.427)	8457	1.00000	1.085
103	Pyridine	79	3.468	3.430	(0.428)	10139	1.00000	0.8109
91	Aniline	93	7.650	7.666	(0.945)	17526	1.00000	1.030
105	1-methylnaphthalene	141	11.459	11.470	(1.130)	14332	1.00000	1.034
93	Benzidine	184	17.592	17.602	(0.894)	11164	1.00000	0.9895
111	Azobenzene (1,2-DP-Hydrazine)	77	14.141	14.157	(1.088)	22310	1.00000	0.9968
144	alpha-Terpineol	59	10.193	10.214	(1.005)	7368	1.00000	0.9468
143	1,4-Dioxane	88	Compound Not Detected.					
$ 137	d8-1,4-Dioxane	96	Compound Not Detected.					
133	Butylatedhydroxytoluene	205	13.180	13.185	(1.014)	13725	1.00000	1.053
115	Tributyl Phosphate	99	14.189	14.221	(0.923)	19780	1.00000	0.9237
116	Dibutyl Phenyl Phosphate	175	15.920	15.930	(1.036)	9785	1.00000	0.8350
117	Butyl Diphenyl Phosphate	94	17.613	17.619	(0.895)	4422	1.00000	0.8356
118	Triphenyl Phosphate	326	19.211	19.226	(0.976)	3208	1.00000	0.8623
123	Acetophenone	105	8.788	8.809	(1.085)	13895	1.00000	1.015
170	Pentachlorobenzene	250	13.356	13.366	(1.028)	5841	1.00000	1.049

QC Flag Legend

M - Compound response manually integrated.
H - Operator selected an alternate compound hit.

Analytical Resources, Inc.

INTERNAL STANDARD COMPOUNDS
AREA AND RT SUMMARY

Instrument ID: nt4.i
Lab File ID: 0011001.d
Lab Smp Id: ABN 1
Analysis Type: SV
Quant Type: ISTD
Operator: VTS
Method File: /chem3/nt4.i/20071001.b/SW846.m
Misc Info:

Calibration Date: 01-OCT-2007
Calibration Time: 10:31
Client Smp ID: ABN 1
Level:
Sample Type:

		AREA LIMIT			
COMPOUND	STANDARD	LOWER	UPPER	SAMPLE	%DIFF
8 1,4-Dichlorobenze	110324	55162	220648	126812	14.95
27 Naphthalene-d8	430280	215140	860560	437688	1.72
42 Acenaphthene-d10	242988	121494	485976	231228	-4.84
59 Phenanthrene-d10	380514	190257	761028	345165	-9.29
69 Chrysene-d12	406554	203277	813108	337796	-16.91
134 Di-n-octylphthala	598971	299486	1197942	472142	-21.17
77 Perylene-d12	429313	214656	858626	357295	-16.78

		RT LIMIT			
COMPOUND	STANDARD	LOWER	UPPER	SAMPLE	%DIFF
8 1,4-Dichlorobenze	8.10	7.60	8.60	8.10	-0.05
27 Naphthalene-d8	10.14	9.64	10.64	10.14	-0.04
42 Acenaphthene-d10	13.00	12.50	13.50	13.00	-0.03
59 Phenanthrene-d10	15.37	14.87	15.87	15.37	-0.03
69 Chrysene-d12	19.69	19.19	20.19	19.68	-0.05
134 Di-n-octylphthala	20.83	20.33	21.33	20.83	-0.02
77 Perylene-d12	21.84	21.34	22.34	21.84	-0.02

AREA UPPER LIMIT = +100% of internal standard area.
AREA LOWER LIMIT = - 50% of internal standard area.
RT UPPER LIMIT = + 0.50 minutes of internal standard RT.
RT LOWER LIMIT = - 0.50 minutes of internal standard RT.

Data File: /chem3/nt4.i/20071001.b/0011001.d
Date : 01-OCT-2007 11:38
Client ID: ABN 1
Sample Info: ABN 1

Instrument: nt4.i
Operator: VTS
Column diameter: 0.32

Column phase: ZB-5

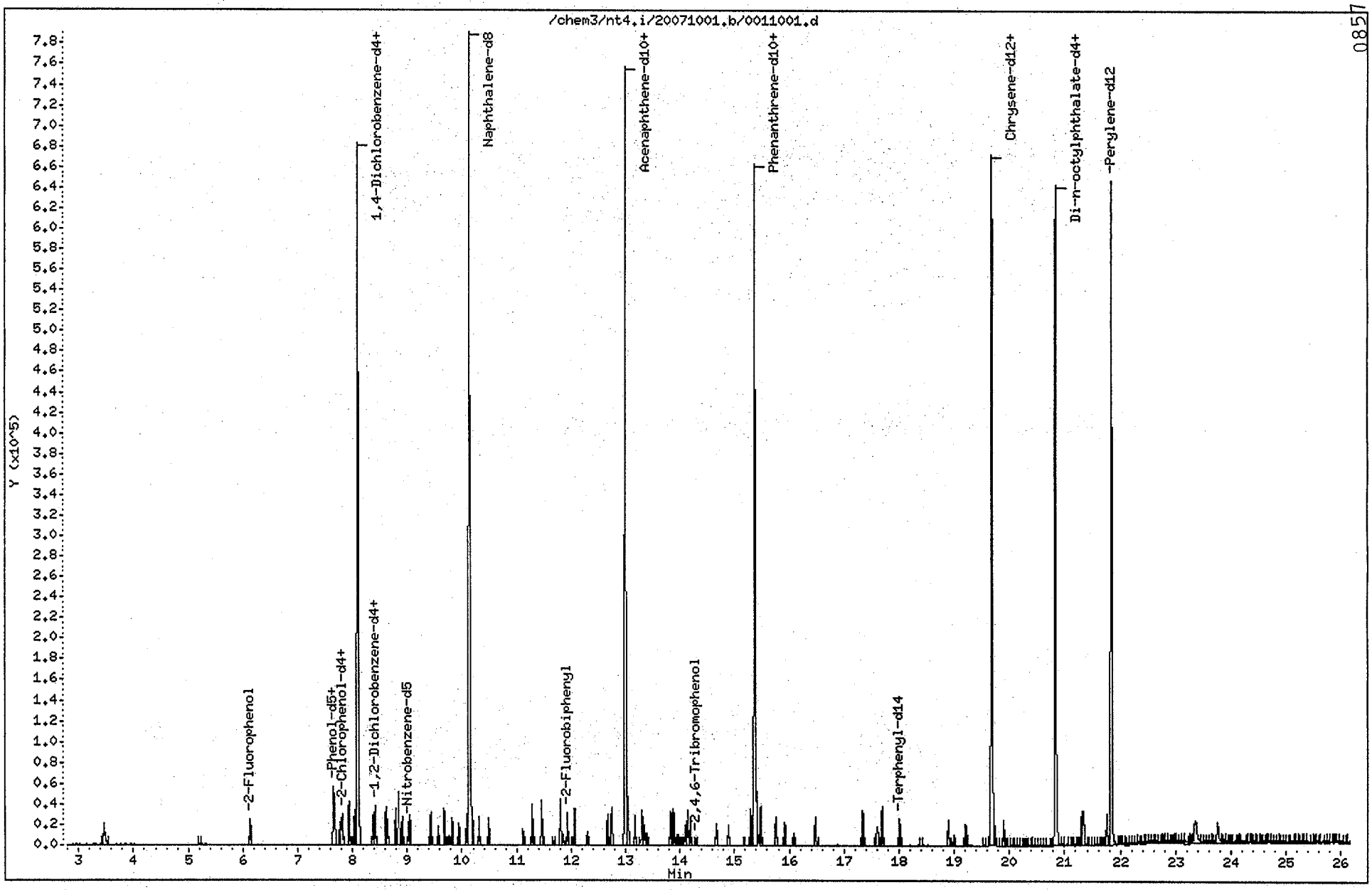

ABN 1, /chem3/nt4.i/20071001.b/0011001.d
2-Methylphenol Amount: 0.95

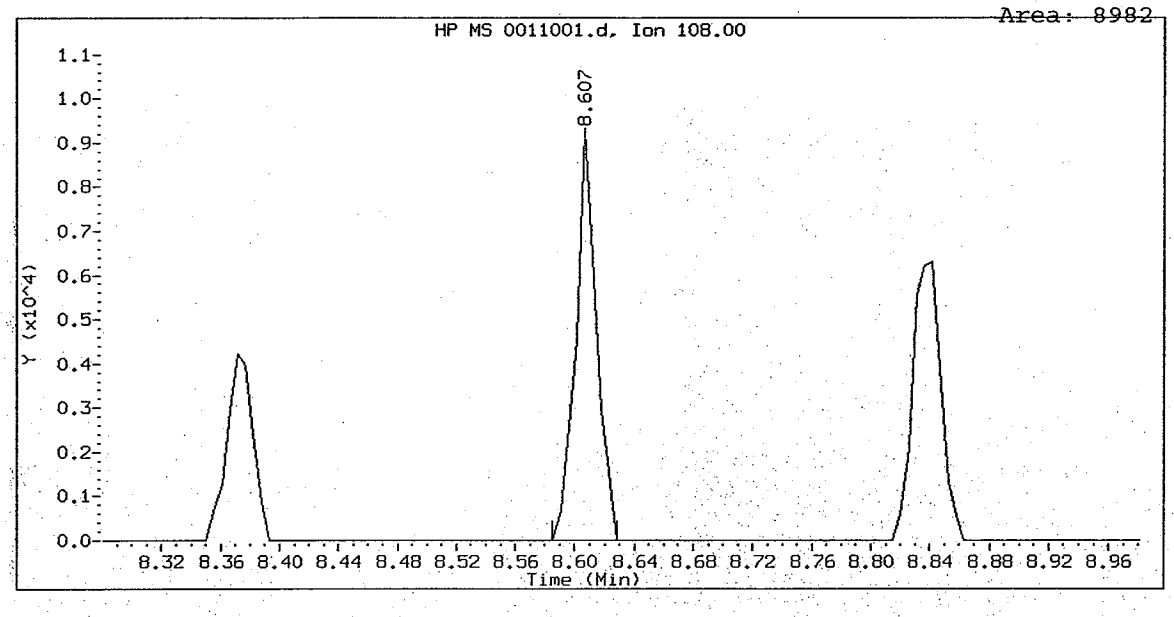

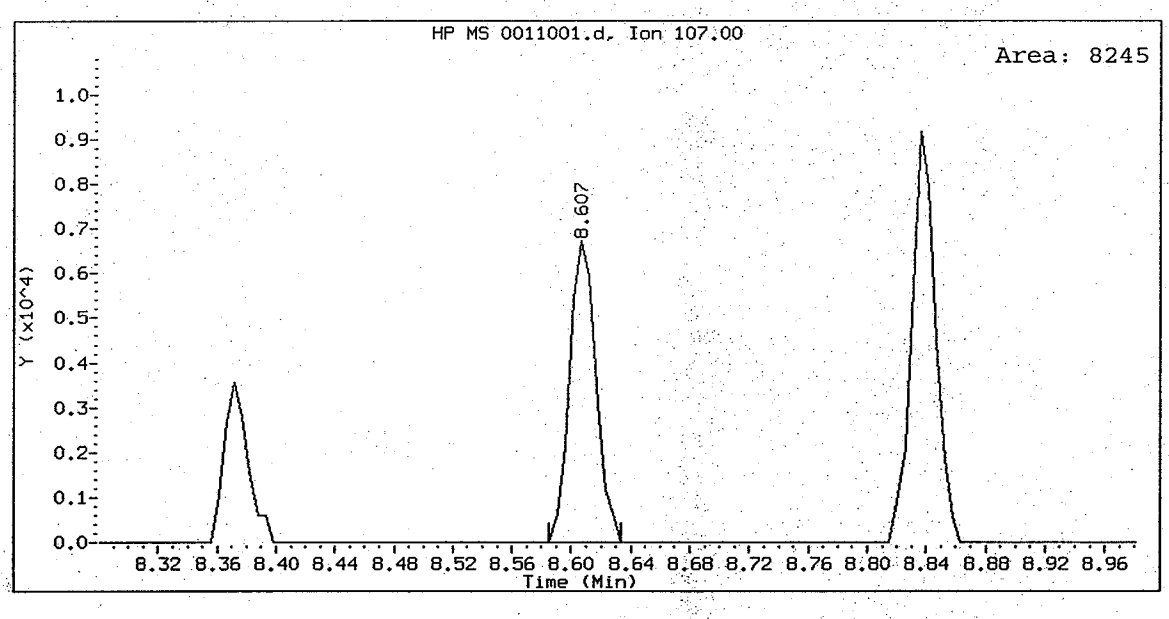

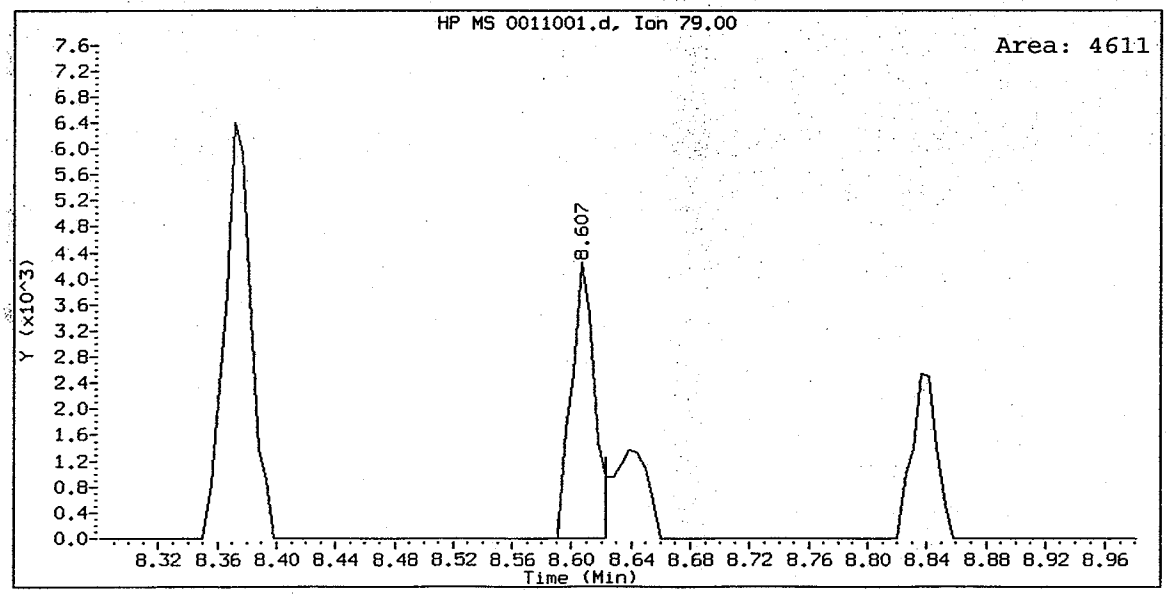

ABN 1, /chem3/nt4.i/20071001.b/0011001.d
3-Nitroaniline Amount: 0.66

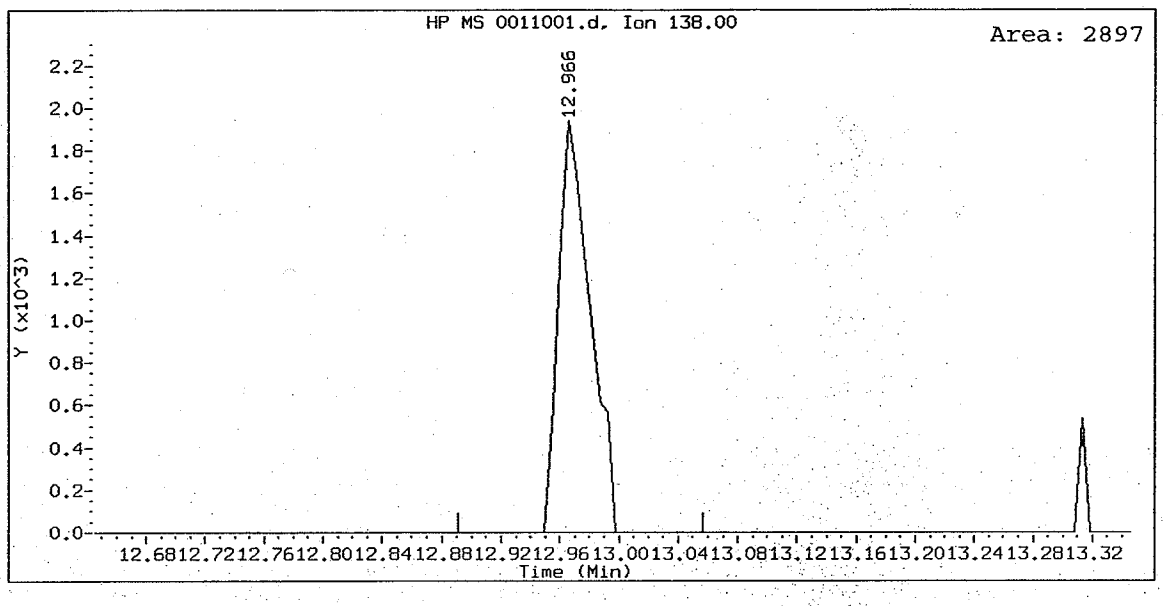

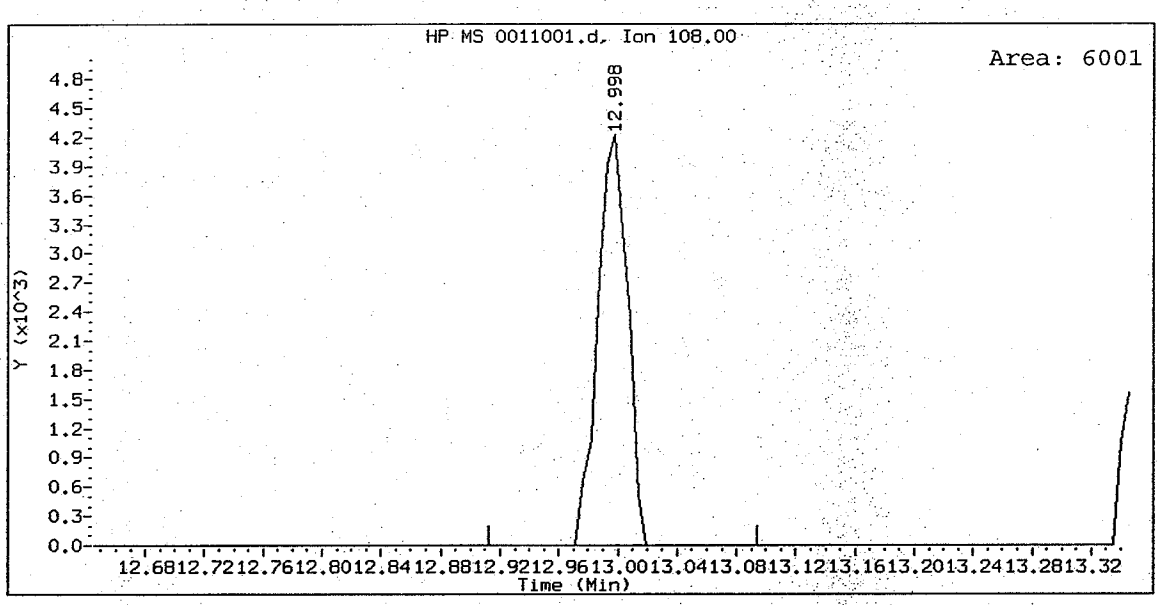

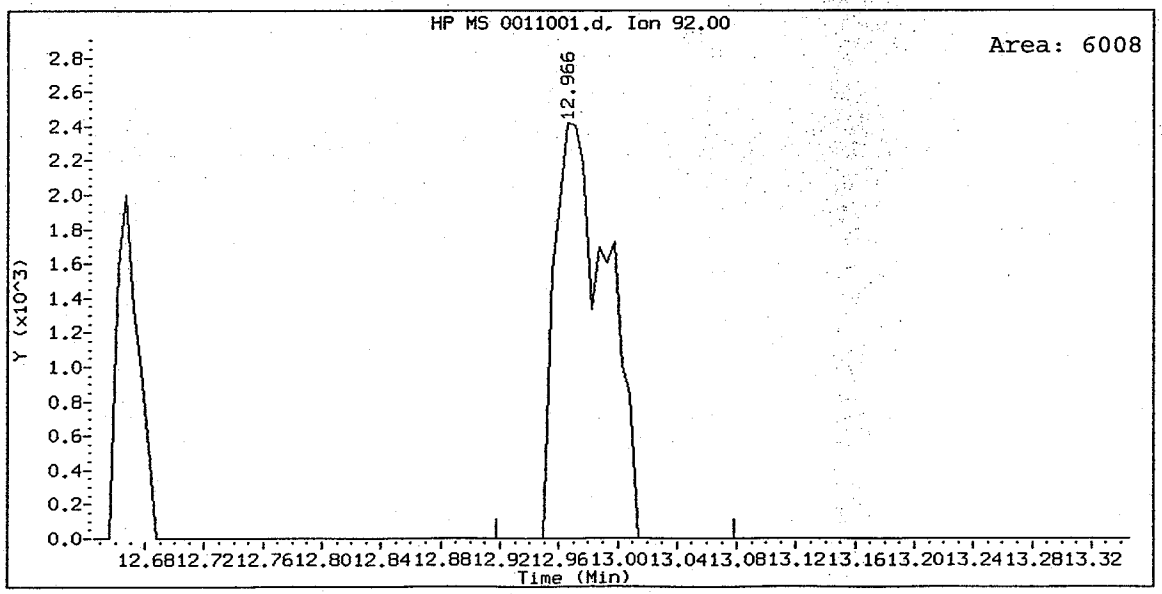

ABN 1, /chem3/nt4.i/20071001.b/0011001.d
Indeno(1,2,3-cd)pyrene Amount: 0.83

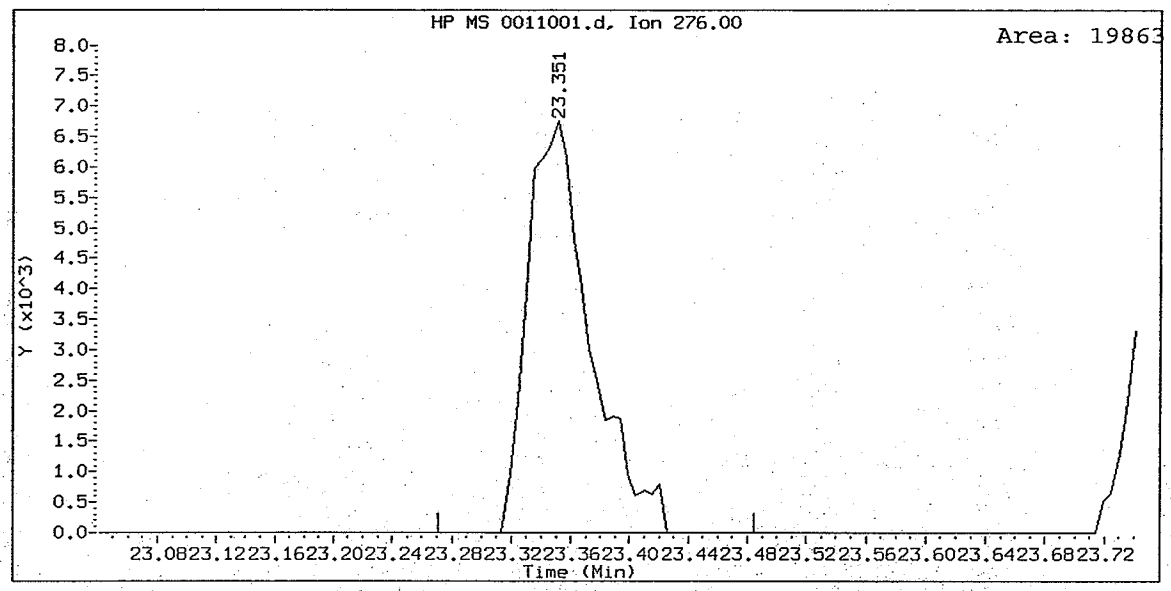

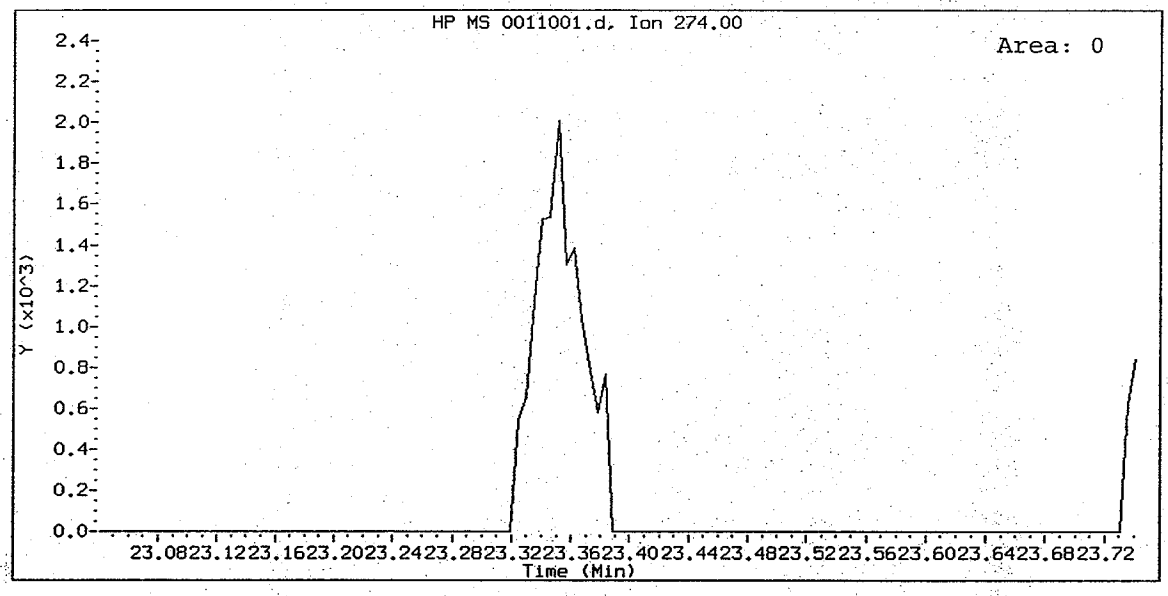

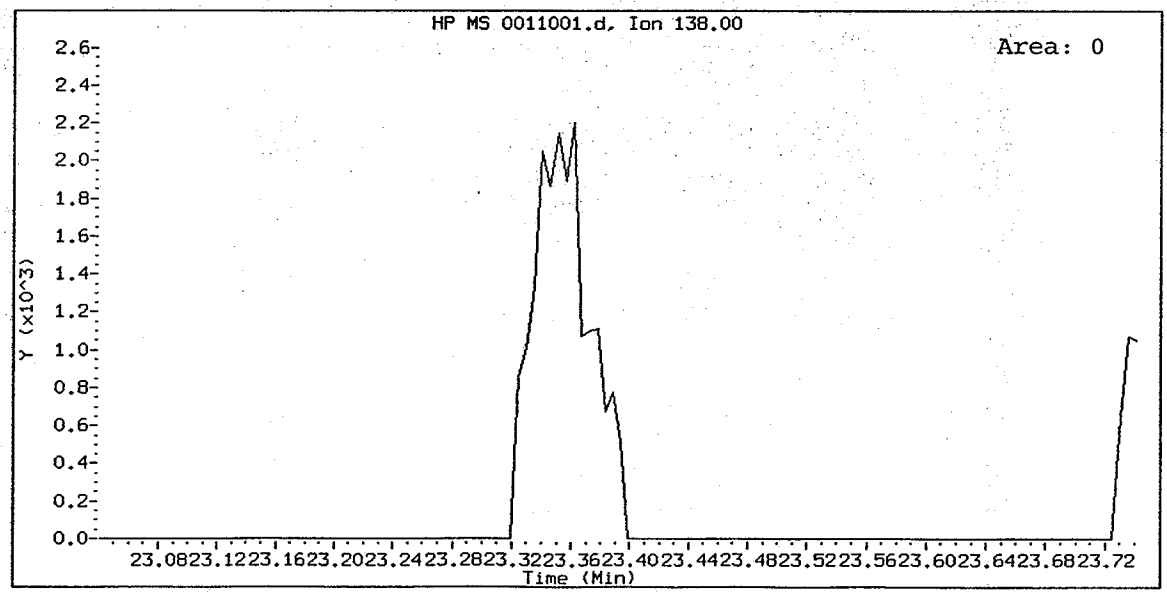

ABN 1, /chem3/nt4.i/20071001.b/0011001.d
Dibenzo(a,h)anthracene Amount: 0.79

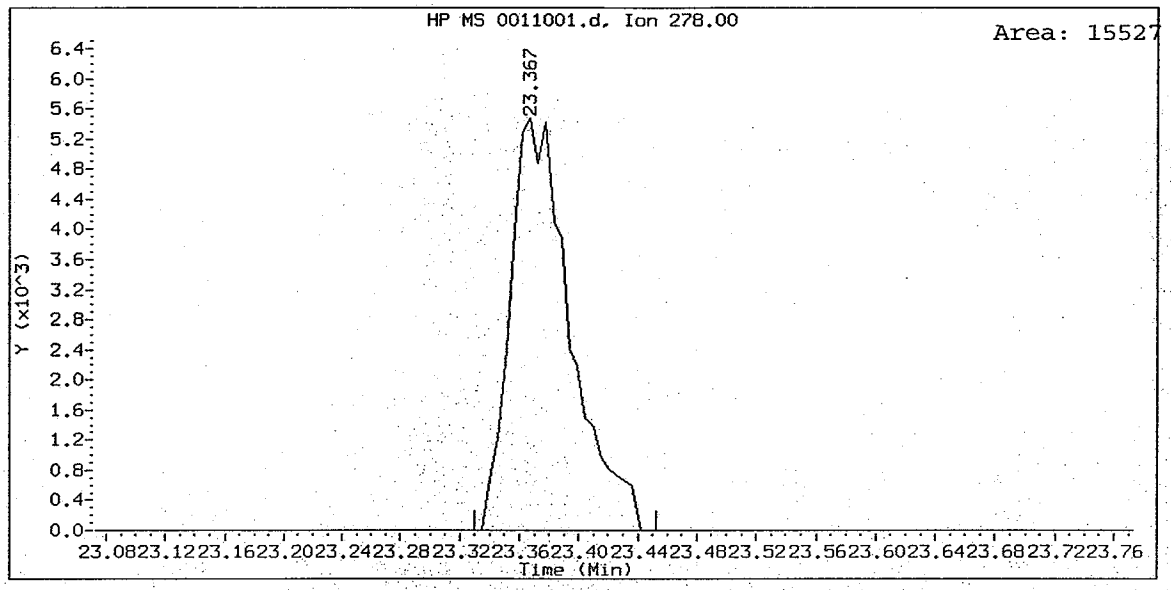

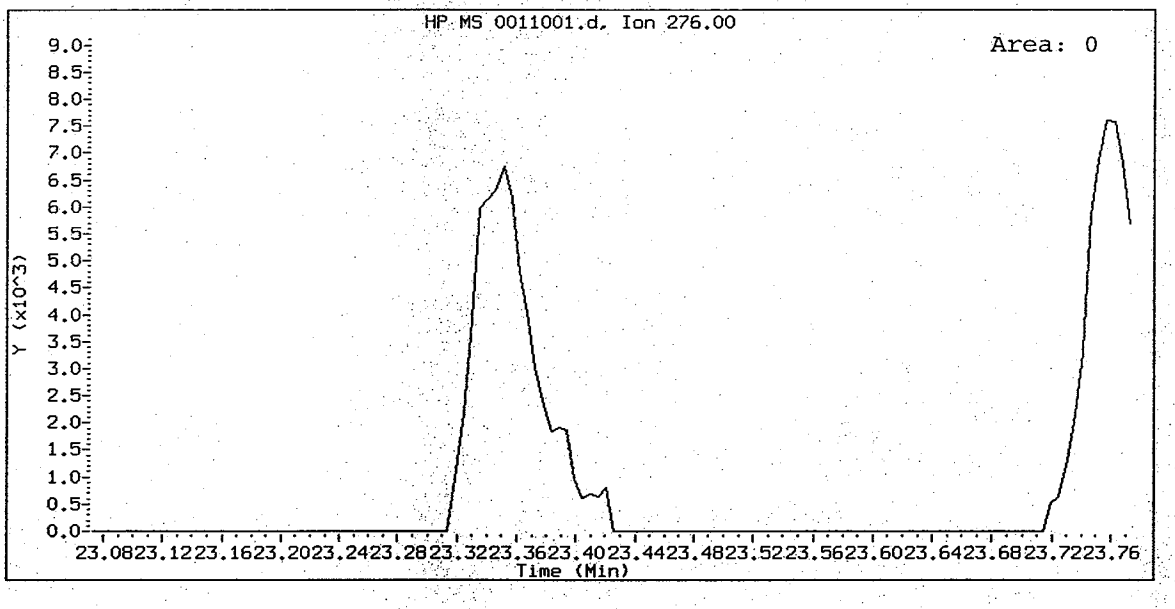

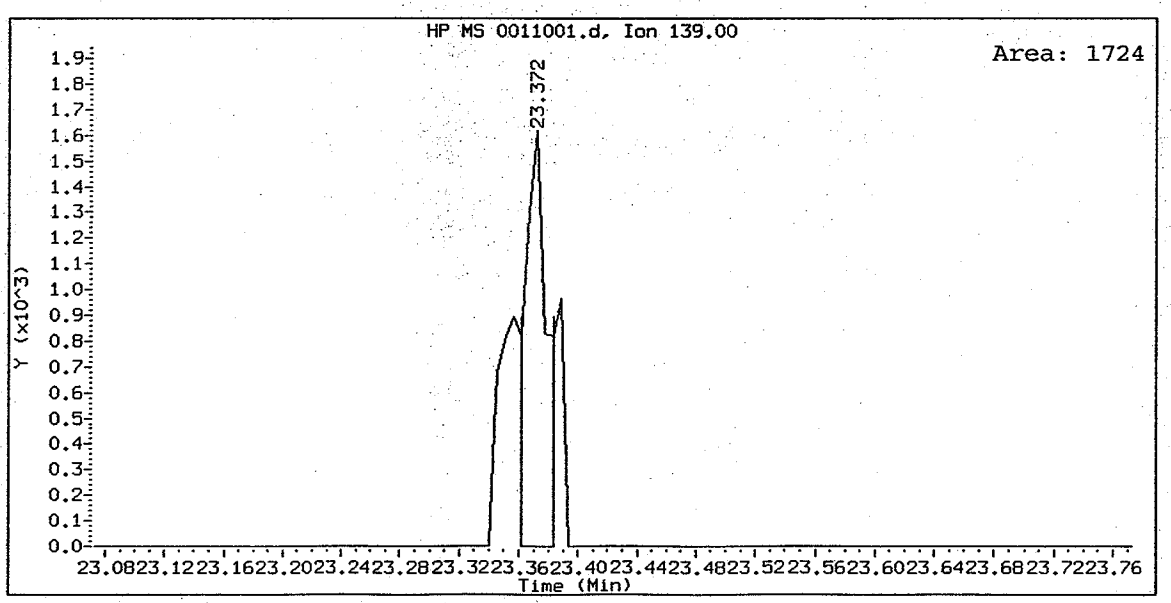

ABN 1, /chem3/nt4.i/20071001.b/0011001.d
1,2-Dichlorobenzene-d4 Amount: 1.01

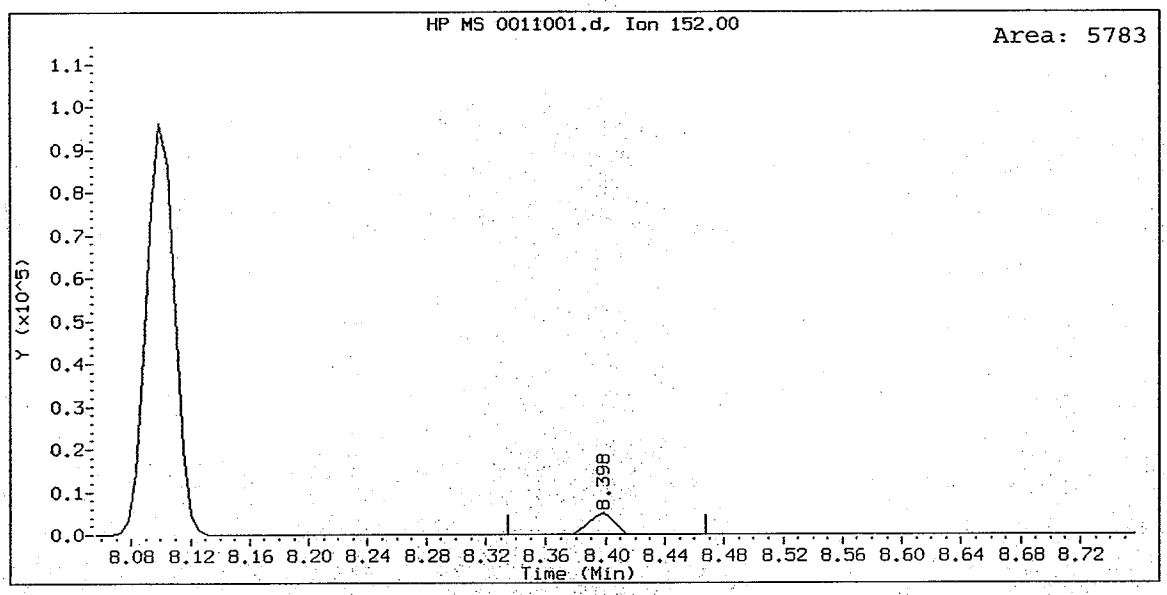

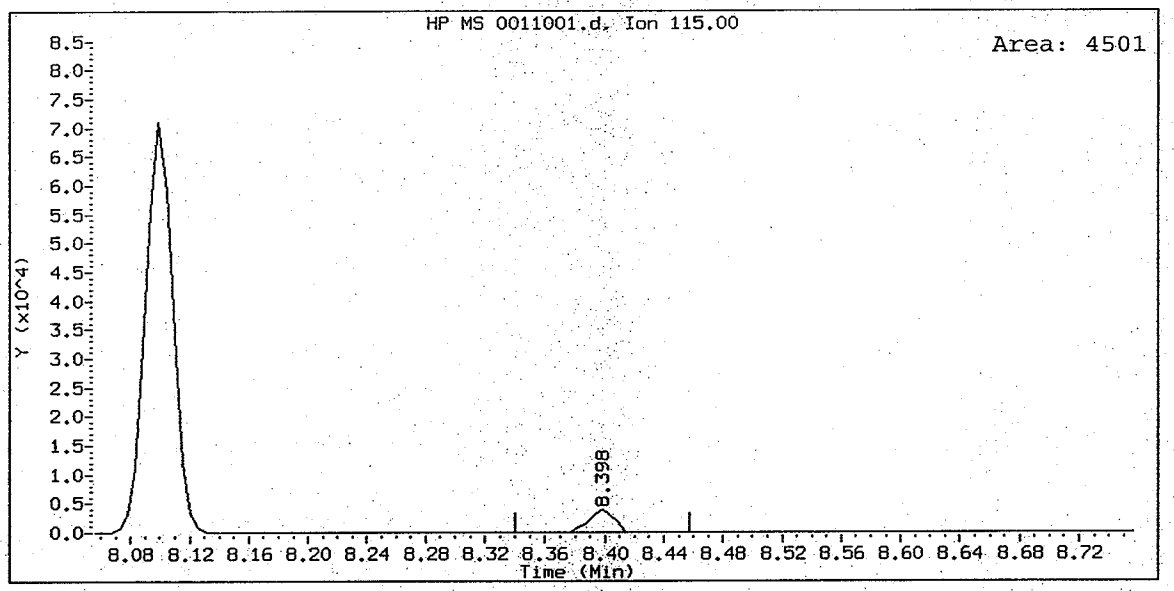

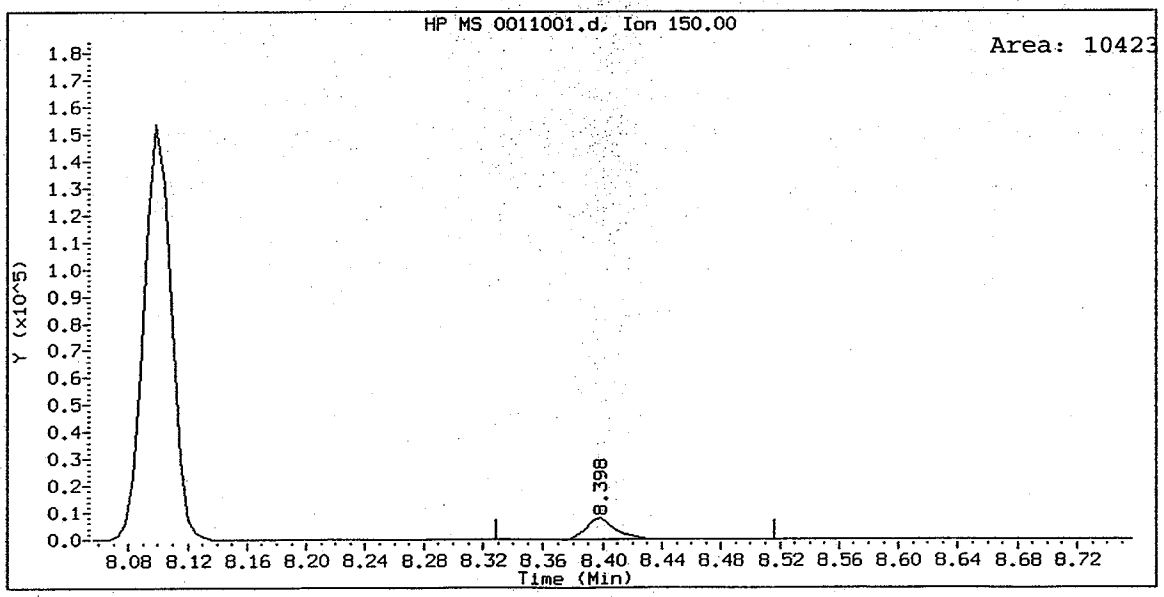

Analytical Resources, Inc.

Semivolatile Report SW846 Method 8270D

Data file : /chem3/nt4.i/20071001.b/0051001.d
Lab Smp Id: ABN 5 Client Smp ID: ABN 5
Inj Date : 01-OCT-2007 12:46
Operator : VTS Inst ID: nt4.i
Smp Info : ABN 5
Misc Info :
Comment : 1ul Injection
Method : /chem3/nt4.i/20071001.b/SW846.m
Meth Date : 02-Oct-2007 10:17 jeff Quant Type: ISTD
Cal Date : 01-OCT-2007 12:46 Cal File: 0051001.d
Als bottle: 5 Calibration Sample, Level: 2
Dil Factor: 1.00000
Integrator: HP RTE Compound Sublist: ICAL.sub
Target Version: 3.50

	Compounds	QUANT SIG MASS	RT	EXP RT	REL RT	RESPONSE	AMOUNTS CAL-AMT (ug/mL)	AMOUNTS ON-COL (ug/mL)
$	1 2-Fluorophenol	112	6.133	6.144	(0.757)	55366	5.00000	5.563
$	2 Phenol-d5	99	7.656	7.687	(0.945)	60605	5.00000	5.441
	3 Phenol	94	7.677	7.709	(0.948)	72918	5.00000	5.512
$	5 2-Chlorophenol-d4	132	7.795	7.810	(0.962)	44947	5.00000	5.440
	4 Bis(2-Chloroethyl)ether	93	7.763	7.784	(0.958)	56050	5.00000	5.498
	6 2-Chlorophenol	128	7.821	7.837	(0.966)	52450	5.00000	5.507
	7 1,3-Dichlorobenzene	146	8.040	8.051	(0.993)	52691	5.00000	5.405
*	8 1,4-Dichlorobenzene-d4	152	8.099	8.110	(1.000)	117611	20.0000	
	9 1,4-Dichlorobenzene	146	8.126	8.136	(1.003)	53872	5.00000	5.483
$	10 1,2-Dichlorobenzene-d4	152	8.398	8.409	(1.037)	29542	5.00000	5.557
	12 1,2-Dichlorobenzene	146	8.420	8.430	(1.040)	50204	5.00000	5.456
	11 Benzyl alcohol	108	8.372	8.398	(1.034)	31857	5.00000	5.277
	14 2,2'-oxybis(1-Chloropropane)	45	8.644	8.654	(1.067)	67242	5.00000	5.435
	13 2-Methylphenol	108	8.607	8.633	(1.063)	45990	5.00000	5.262 (H)
	17 Hexachloroethane	117	8.911	8.916	(1.100)	24415	5.00000	5.473
	16 N-Nitroso-di-n-propylamine	70	8.847	8.884	(1.092)	42710	5.00000	5.290
	15 4-Methylphenol	108	8.836	8.863	(1.091)	47123	5.00000	5.297
$	18 Nitrobenzene-d5	82	9.023	9.044	(0.890)	60023	5.00000	5.620
	19 Nitrobenzene	77	9.050	9.071	(0.893)	65966	5.00000	5.574
	20 Isophorone	82	9.429	9.461	(0.930)	101543	5.00000	5.439
	21 2-Nitrophenol	139	9.568	9.584	(0.944)	23926	5.00000	5.353
	22 2,4-Dimethylphenol	107	9.675	9.696	(0.954)	51427	5.00000	5.435
	23 Bis(2-Chloroethoxy)methane	93	9.825	9.846	(0.969)	61482	5.00000	5.487
	24 Benzoic acid	105	9.819	10.043	(0.968)	51501	10.0000	7.553 (M)
	25 2,4-Dichlorophenol	162	9.948	9.969	(0.981)	33457	5.00000	5.238
	26 1,2,4-Trichlorobenzene	180	10.087	10.091	(0.995)	42326	5.00000	5.606
*	27 Naphthalene-d8	136	10.140	10.150	(1.000)	404851	20.0000	

	Compounds	QUANT SIG MASS	RT	EXP RT	REL RT	RESPONSE	AMOUNTS CAL-AMT (ug/mL)	AMOUNTS ON-COL (ug/mL)
	28 Naphthalene	128	10.172	10.182	(1.003)	135139	5.00000	5.437
	29 4-Chloroaniline	127	10.306	10.326	(1.016)	53860	5.00000	5.144
	30 Hexachlorobutadiene	225	10.493	10.497	(1.035)	24228	5.00000	5.543
	31 4-Chloro-3-methylphenol	107	11.118	11.133	(1.096)	36762	5.00000	4.661
	32 2-Methylnaphthalene	141	11.289	11.299	(1.113)	68247	5.00000	5.390
	33 Hexachlorocyclopentadiene	237	11.673	11.678	(0.898)	17028	5.00000	4.408
	34 2,4,6-Trichlorophenol	196	11.801	11.817	(0.908)	21324	5.00000	4.991
	35 2,4,5-Trichlorophenol	196	11.855	11.870	(0.912)	23984	5.00000	5.244
$	36 2-Fluorobiphenyl	172	11.935	11.945	(0.918)	82304	5.00000	5.590
	37 2-Chloronaphthalene	162	12.068	12.079	(0.928)	75272	5.00000	5.402
	38 2-Nitroaniline	65	12.293	12.314	(0.946)	29584	5.00000	4.881
	39 Dimethylphthalate	163	12.672	12.693	(0.975)	80567	5.00000	5.313
	40 Acenaphthylene	152	12.742	12.757	(0.980)	111173	5.00000	5.331
	41 2,6-Dinitrotoluene	165	12.758	12.784	(0.982)	17499	5.00000	5.048
*	42 Acenaphthene-d10	164	12.998	13.008	(1.000)	213214	20.0000	
	43 3-Nitroaniline	138	12.966	12.998	(0.998)	18941	5.00000	4.647
	44 Acenaphthene	153	13.046	13.062	(1.004)	73439	5.00000	5.305
	45 2,4-Dinitrophenol	184	13.137	13.169	(1.011)	9216	10.0000	4.775
	46 Dibenzofuran	168	13.308	13.329	(1.024)	97012	5.00000	5.381
	47 4-Nitrophenol	109	13.270	13.297	(1.021)	12034	5.00000	4.180
	48 2,4-Dinitrotoluene	165	13.383	13.409	(1.030)	22604	5.00000	4.933
	50 Diethylphthalate	149	13.821	13.852	(1.063)	78470	5.00000	5.274
	49 Fluorene	166	13.863	13.879	(1.067)	82218	5.00000	5.344
	51 4-Chlorophenyl-phenylether	204	13.890	13.900	(1.069)	41072	5.00000	5.443
	52 4-Nitroaniline	138	13.954	14.007	(1.074)	18609	5.00000	4.572
	53 4,6-Dinitro-2-methylphenol	198	14.040	14.077	(0.913)	18416	10.0000	7.239
	54 N-Nitrosodiphenylamine	169	14.093	14.114	(0.917)	42285	5.00000	5.499
$	55 2,4,6-Tribromophenol	330	14.285	14.301	(1.099)	8406	5.00000	4.580
	56 4-Bromophenyl-phenylether	248	14.675	14.686	(0.955)	20849	5.00000	5.368
	57 Hexachlorobenzene	284	14.894	14.905	(0.969)	21458	5.00000	5.314
	58 Pentachlorophenol	266	15.188	15.204	(0.988)	9515	5.00000	4.033
*	59 Phenanthrene-d10	188	15.370	15.380	(1.000)	312873	20.0000	
	60 Phenanthrene	178	15.402	15.423	(1.002)	115144	5.00000	5.325
	61 Anthracene	178	15.477	15.492	(1.007)	115818	5.00000	5.297
	62 Carbazole	167	15.760	15.775	(1.025)	93747	5.00000	5.011
	63 Di-n-butylphthalate	149	16.481	16.491	(1.072)	114729	5.00000	5.102
	64 Fluoranthene	202	17.341	17.357	(1.128)	117723	5.00000	5.029
	65 Pyrene	202	17.694	17.715	(0.899)	121182	5.00000	5.528
$	66 Terphenyl-d14	244	18.014	18.025	(0.915)	70828	5.00000	5.597
	67 Butylbenzylphthalate	149	18.896	18.911	(0.960)	46965	5.00000	5.110
	68 Benzo(a)anthracene	228	19.654	19.675	(0.999)	106679	5.00000	5.248
*	69 Chrysene-d12	240	19.681	19.702	(1.000)	273529	20.0000	
	70 3,3'-Dichlorobenzidine	252	19.660	19.686	(0.999)	37379	5.00000	5.178
	71 Chrysene	228	19.718	19.750	(1.002)	107853	5.00000	5.393
	72 bis(2-Ethylhexyl)phthalate	149	19.895	19.905	(0.955)	62348	5.00000	5.246
*	134 Di-n-octylphthalate-d4	153	20.830	20.840	(1.000)	377218	20.0000	
	73 Di-n-octylphthalate	149	20.840	20.851	(1.000)	117365	5.00000	5.401

	Compounds	QUANT SIG MASS	RT	EXP RT	REL RT	RESPONSE	AMOUNTS CAL-AMT (ug/mL)	AMOUNTS ON-COL (ug/mL)
	74 Benzo(b)fluoranthene	252	21.310	21.347	(0.976)	102615	5.00000	4.777
	75 Benzo(k)fluoranthene	252	21.342	21.379	(0.977)	126591	5.00000	5.579
	76 Benzo(a)pyrene	252	21.754	21.791	(0.996)	101196	5.00000	5.290
*	77 Perylene-d12	264	21.839	21.849	(1.000)	315500	20.0000	
	78 Indeno(1,2,3-cd)pyrene	276	23.346	23.393	(1.069)	117050	5.00000	5.567
	79 Dibenzo(a,h)anthracene	278	23.378	23.425	(1.070)	96270	5.00000	5.575
	80 Benzo(g,h,i)perylene	276	23.762	23.826	(1.088)	106991	5.00000	5.649
	90 N-Nitrosodimethylamine	74	3.452	3.483	(0.426)	41971	5.00000	5.807
	103 Pyridine	79	3.441	3.430	(0.425)	62957	5.00000	5.429
	91 Aniline	93	7.651	7.666	(0.945)	85194	5.00000	5.400
	105 1-methylnaphthalene	141	11.459	11.470	(1.130)	69130	5.00000	5.391
	93 Benzidine	184	17.587	17.602	(0.894)	50221	5.00000	5.497
	111 Azobenzene (1,2-DP-Hydrazine)	77	14.141	14.157	(1.088)	109687	5.00000	5.315
	144 alpha-Terpineol	59	10.199	10.214	(1.006)	37797	5.00000	5.251
	143 1,4-Dioxane	88	Compound Not Detected.					
$	137 d8-1,4-Dioxane	96	Compound Not Detected.					
	133 Butylatedhydroxytoluene	205	13.174	13.185	(1.014)	65098	5.00000	5.416
	115 Tributyl Phosphate	99	14.189	14.221	(0.923)	104102	5.00000	5.363
	116 Dibutyl Phenyl Phosphate	175	15.920	15.930	(1.036)	54332	5.00000	5.115
	117 Butyl Diphenyl Phosphate	94	17.608	17.619	(0.895)	24310	5.00000	5.673
	118 Triphenyl Phosphate	326	19.211	19.226	(0.976)	15658	5.00000	5.197
	123 Acetophenone	105	8.788	8.809	(1.085)	66241	5.00000	5.217
	170 Pentachlorobenzene	250	13.351	13.366	(1.027)	28065	5.00000	5.468

QC Flag Legend

M - Compound response manually integrated.
H - Operator selected an alternate compound hit.

Analytical Resources, Inc.

INTERNAL STANDARD COMPOUNDS
AREA AND RT SUMMARY

Instrument ID: nt4.i
Lab File ID: 0051001.d
Lab Smp Id: ABN 5
Analysis Type: SV
Quant Type: ISTD
Operator: VTS
Method File: /chem3/nt4.i/20071001.b/SW846.m
Misc Info:

Calibration Date: 01-OCT-2007
Calibration Time: 10:31
Client Smp ID: ABN 5
Level:
Sample Type:

COMPOUND	STANDARD	AREA LIMIT LOWER	AREA LIMIT UPPER	SAMPLE	%DIFF
8 1,4-Dichlorobenze	110324	55162	220648	117611	6.61
27 Naphthalene-d8	430280	215140	860560	404851	-5.91
42 Acenaphthene-d10	242988	121494	485976	213214	-12.25
59 Phenanthrene-d10	380514	190257	761028	312873	-17.78
69 Chrysene-d12	406554	203277	813108	273529	-32.72
134 Di-n-octylphthala	598971	299486	1197942	377218	-37.02
77 Perylene-d12	429313	214656	858626	315500	-26.51

COMPOUND	STANDARD	RT LIMIT LOWER	RT LIMIT UPPER	SAMPLE	%DIFF
8 1,4-Dichlorobenze	8.10	7.60	8.60	8.10	-0.05
27 Naphthalene-d8	10.14	9.64	10.64	10.14	-0.04
42 Acenaphthene-d10	13.00	12.50	13.50	13.00	-0.03
59 Phenanthrene-d10	15.37	14.87	15.87	15.37	-0.03
69 Chrysene-d12	19.69	19.19	20.19	19.68	-0.05
134 Di-n-octylphthala	20.83	20.33	21.33	20.83	-0.02
77 Perylene-d12	21.84	21.34	22.34	21.84	-0.02

AREA UPPER LIMIT = +100% of internal standard area.
AREA LOWER LIMIT = - 50% of internal standard area.
RT UPPER LIMIT = + 0.50 minutes of internal standard RT.
RT LOWER LIMIT = - 0.50 minutes of internal standard RT.

Data File: /chem3/nt4.i/20071001.b/0051001.d
Date : 01-OCT-2007 12:46
Client ID: ABN 5
Sample Info: ABN 5

Instrument: nt4.i
Operator: VTS
Column diameter: 0.32

Column phase: ZB-5

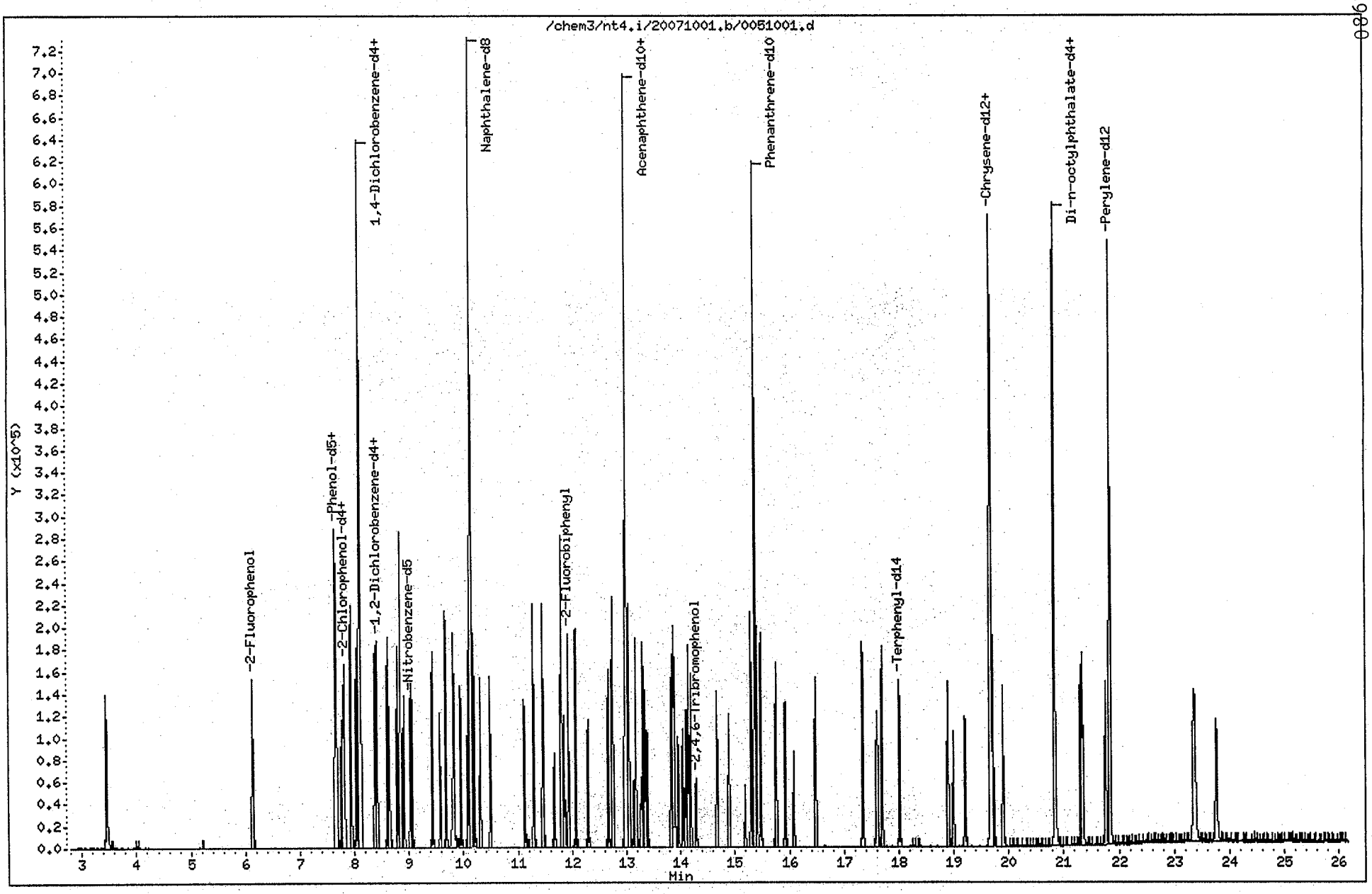

0967

ABN 5, /chem3/nt4.i/20071001.b/0051001.d
2-Methylphenol Amount: 5.26

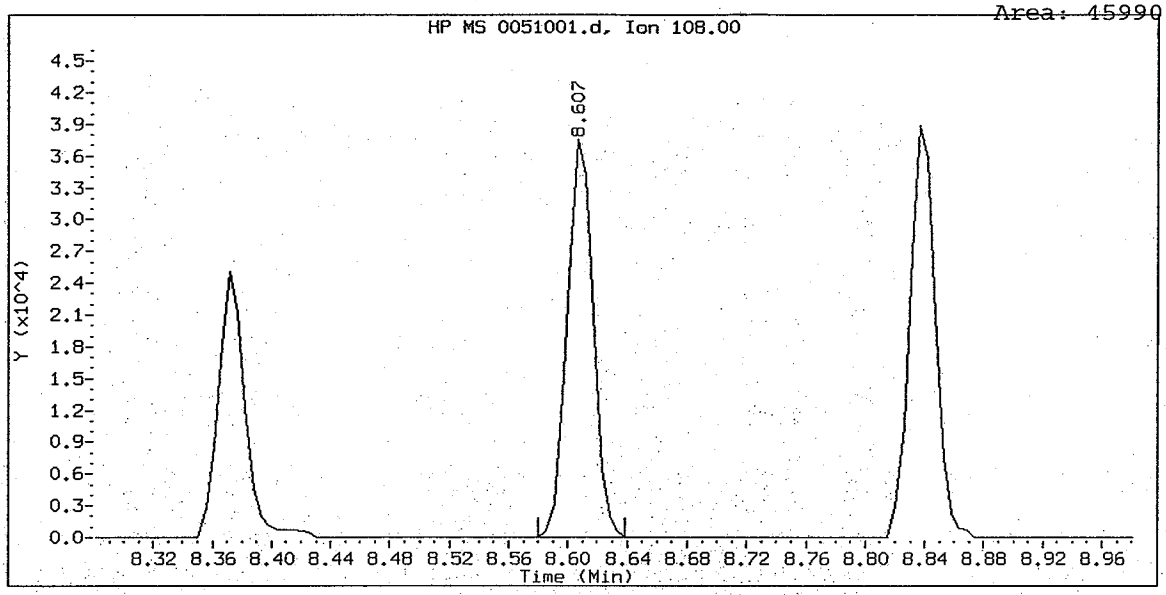

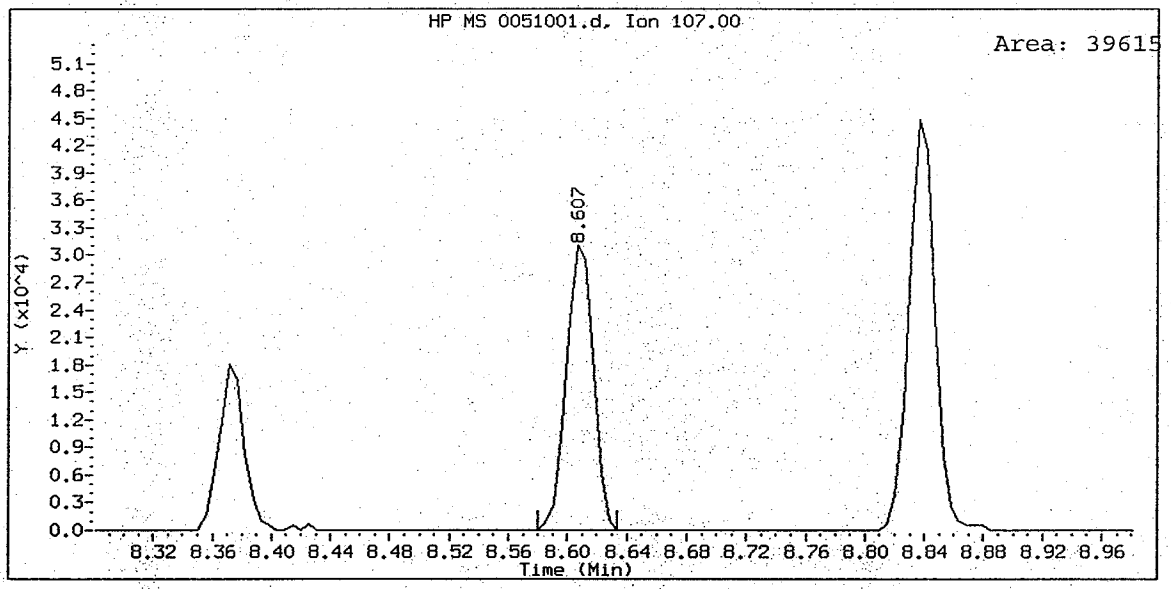

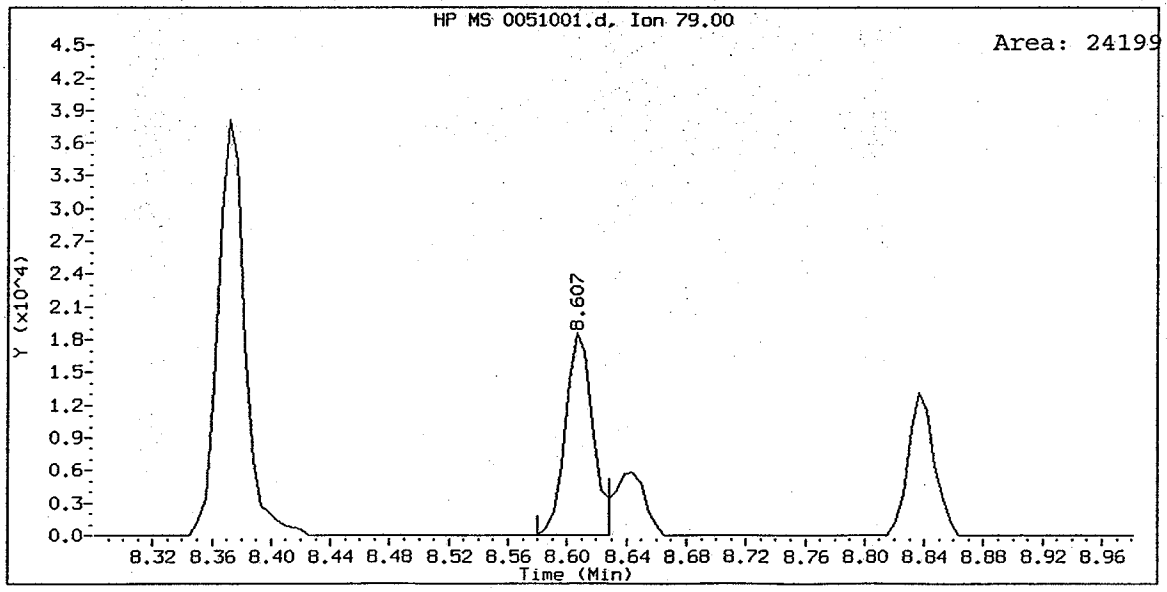

ABN 5, /chem3/nt4.i/20071001.b/0051001.d
Benzoic acid Amount: 7.55

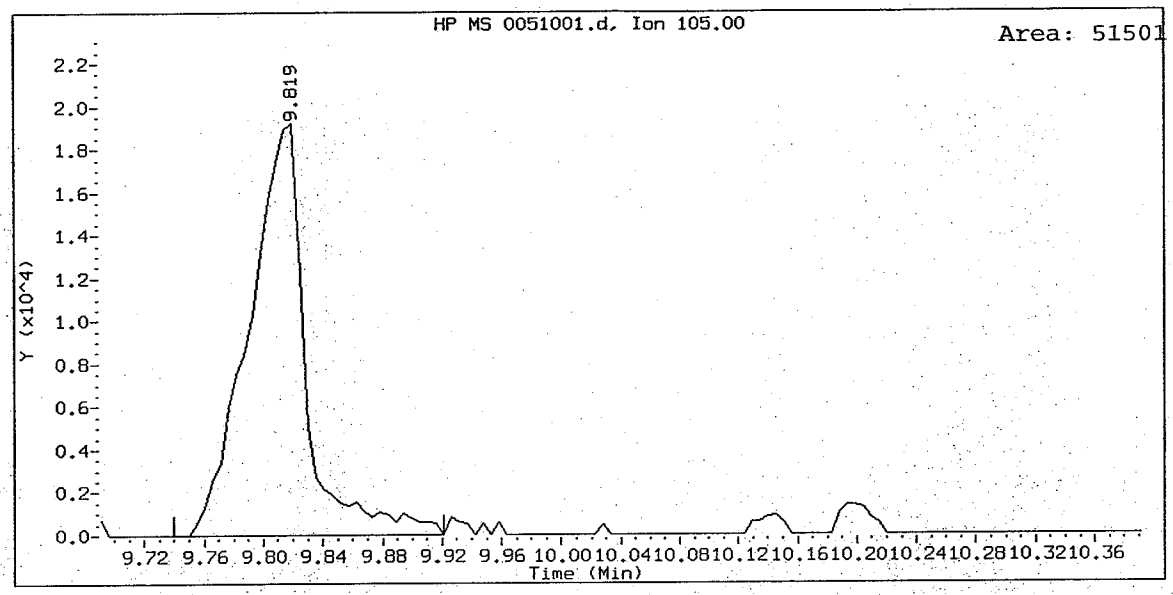

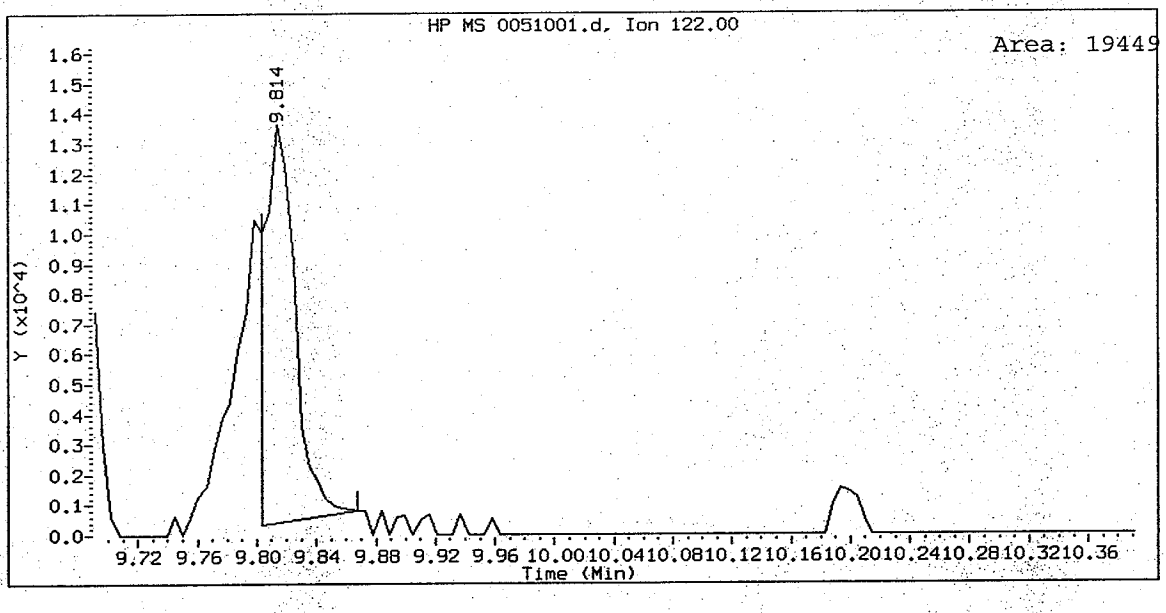

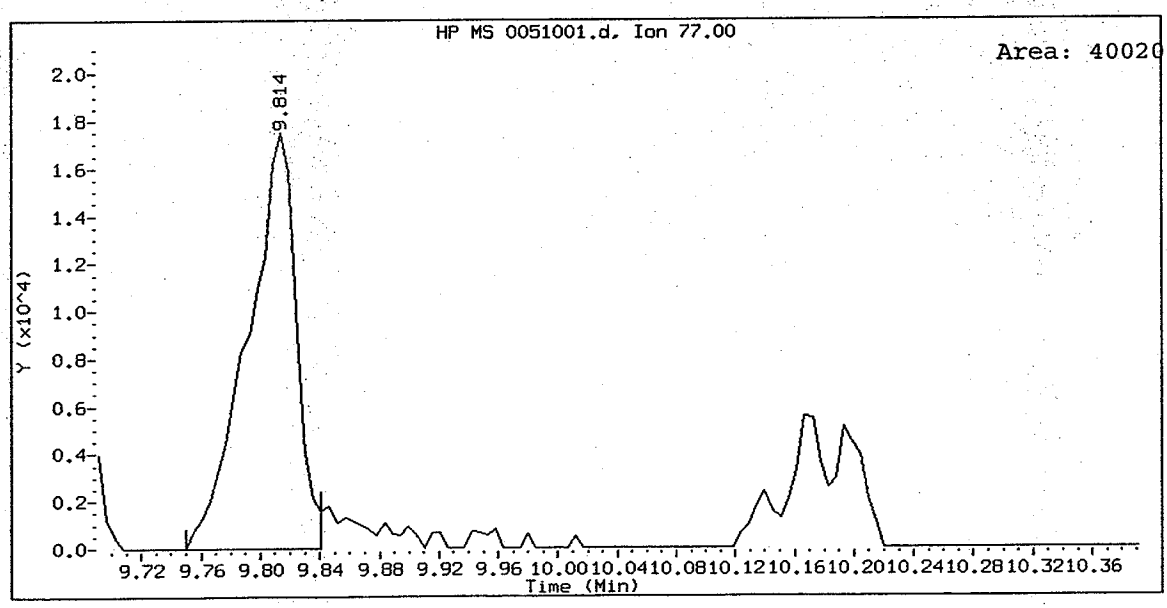

Analytical Resources, Inc.

Semivolatile Report SW846 Method 8270D

Data file : /chem3/nt4.i/20071001.b/0101001.d
Lab Smp Id: ABN 10 Client Smp ID: ABN 10
Inj Date : 01-OCT-2007 13:20
Operator : VTS Inst ID: nt4.i
Smp Info : ABN 10
Misc Info :
Comment : 1ul Injection
Method : /chem3/nt4.i/20071001.b/SW846.m
Meth Date : 02-Oct-2007 10:17 jeff Quant Type: ISTD
Cal Date : 01-OCT-2007 13:20 Cal File: 0101001.d
Als bottle: 6 Calibration Sample, Level: 3
Dil Factor: 1.00000
Integrator: HP RTE Compound Sublist: ICAL.sub
Target Version: 3.50

	Compounds	QUANT SIG MASS	RT	EXP RT	REL RT	RESPONSE	AMOUNTS CAL-AMT (ug/mL)	AMOUNTS ON-COL (ug/mL)
$ 1	2-Fluorophenol	112	6.135	6.144	(0.757)	95482	10.0000	9.995
$ 2	Phenol-d5	99	7.663	7.687	(0.946)	112647	10.0000	10.54
3	Phenol	94	7.679	7.709	(0.948)	134671	10.0000	10.60
$ 5	2-Chlorophenol-d4	132	7.796	7.810	(0.962)	82647	10.0000	10.42
4	Bis(2-Chloroethyl)ether	93	7.770	7.784	(0.959)	102212	10.0000	10.44
6	2-Chlorophenol	128	7.818	7.837	(0.965)	93822	10.0000	10.26
7	1,3-Dichlorobenzene	146	8.037	8.051	(0.992)	96582	10.0000	10.32
* 8	1,4-Dichlorobenzene-d4	152	8.101	8.110	(1.000)	112897	20.0000	
9	1,4-Dichlorobenzene	146	8.122	8.136	(1.003)	98242	10.0000	10.42
$ 10	1,2-Dichlorobenzene-d4	152	8.400	8.409	(1.037)	52415	10.0000	10.27
12	1,2-Dichlorobenzene	146	8.421	8.430	(1.040)	92376	10.0000	10.46
11	Benzyl alcohol	108	8.373	8.398	(1.034)	64044	10.0000	11.05
14	2,2'-oxybis(1-Chloropropane)	45	8.640	8.654	(1.067)	124058	10.0000	10.45
13	2-Methylphenol	108	8.608	8.633	(1.063)	86569	10.0000	10.32(H)
17	Hexachloroethane	117	8.908	8.916	(1.100)	44360	10.0000	10.36
16	N-Nitroso-di-n-propylamine	70	8.849	8.884	(1.092)	79850	10.0000	10.30
15	4-Methylphenol	108	8.838	8.863	(1.091)	88657	10.0000	10.38
$ 18	Nitrobenzene-d5	82	9.025	9.044	(0.890)	110389	10.0000	10.44
19	Nitrobenzene	77	9.052	9.071	(0.893)	123438	10.0000	10.54
20	Isophorone	82	9.431	9.461	(0.930)	194074	10.0000	10.50
21	2-Nitrophenol	139	9.570	9.584	(0.944)	45441	10.0000	10.27
22	2,4-Dimethylphenol	107	9.677	9.696	(0.954)	99056	10.0000	10.57
23	Bis(2-Chloroethoxy)methane	93	9.826	9.846	(0.969)	116899	10.0000	10.54
24	Benzoic acid	105	9.853	10.043	(0.972)	129245	20.0000	19.15(M)
25	2,4-Dichlorophenol	162	9.949	9.969	(0.981)	64177	10.0000	10.15
26	1,2,4-Trichlorobenzene	180	10.083	10.091	(0.994)	78904	10.0000	10.56
* 27	Naphthalene-d8	136	10.142	10.150	(1.000)	400792	20.0000	

	Compounds	QUANT SIG MASS	RT	EXP RT	REL RT	RESPONSE	AMOUNTS CAL-AMT (ug/mL)	ON-COL (ug/mL)
	28 Naphthalene	128	10.168	10.182	(1.003)	254351	10.0000	10.34
	29 4-Chloroaniline	127	10.307	10.326	(1.016)	110305	10.0000	10.64
	30 Hexachlorobutadiene	225	10.494	10.497	(1.035)	45701	10.0000	10.56
	31 4-Chloro-3-methylphenol	107	11.119	11.133	(1.096)	80411	10.0000	10.30
	32 2-Methylnaphthalene	141	11.290	11.299	(1.113)	131698	10.0000	10.51
	33 Hexachlorocyclopentadiene	237	11.675	11.678	(0.898)	37546	10.0000	9.366
	34 2,4,6-Trichlorophenol	196	11.803	11.817	(0.908)	44988	10.0000	10.15
	35 2,4,5-Trichlorophenol	196	11.856	11.870	(0.912)	45286	10.0000	9.542
$	36 2-Fluorobiphenyl	172	11.937	11.945	(0.918)	154267	10.0000	10.10
	37 2-Chloronaphthalene	162	12.070	12.079	(0.928)	150206	10.0000	10.39
	38 2-Nitroaniline	65	12.294	12.314	(0.946)	66166	10.0000	10.52
	39 Dimethylphthalate	163	12.674	12.693	(0.975)	166115	10.0000	10.56
	40 Acenaphthylene	152	12.743	12.757	(0.980)	226477	10.0000	10.47
	41 2,6-Dinitrotoluene	165	12.759	12.784	(0.982)	36891	10.0000	10.26
*	42 Acenaphthene-d10	164	13.000	13.008	(1.000)	221239	20.0000	
	43 3-Nitroaniline	138	12.968	12.998	(0.998)	43462	10.0000	10.28
	44 Acenaphthene	153	13.048	13.062	(1.004)	148512	10.0000	10.34
	45 2,4-Dinitrophenol	184	13.139	13.169	(1.011)	32723	20.0000	16.34
	46 Dibenzofuran	168	13.309	13.329	(1.024)	195405	10.0000	10.45
	47 4-Nitrophenol	109	13.272	13.297	(1.021)	31180	10.0000	10.44 (M)
	48 2,4-Dinitrotoluene	165	13.390	13.409	(1.030)	49735	10.0000	10.46
	50 Diethylphthalate	149	13.828	13.852	(1.064)	166080	10.0000	10.76
	49 Fluorene	166	13.865	13.879	(1.067)	171385	10.0000	10.74
	51 4-Chlorophenyl-phenylether	204	13.892	13.900	(1.069)	82958	10.0000	10.60
	52 4-Nitroaniline	138	13.961	14.007	(1.074)	44075	10.0000	10.44
	53 4,6-Dinitro-2-methylphenol	198	14.041	14.077	(0.913)	53426	20.0000	19.01
	54 N-Nitrosodiphenylamine	169	14.095	14.114	(0.917)	89246	10.0000	10.51
$	55 2,4,6-Tribromophenol	330	14.287	14.301	(1.099)	19649	10.0000	10.32
	56 4-Bromophenyl-phenylether	248	14.672	14.686	(0.954)	45519	10.0000	10.61
	57 Hexachlorobenzene	284	14.891	14.905	(0.969)	47782	10.0000	10.71
	58 Pentachlorophenol	266	15.190	15.204	(0.988)	23672	10.0000	9.083
*	59 Phenanthrene-d10	188	15.372	15.380	(1.000)	345559	20.0000	
	60 Phenanthrene	178	15.409	15.423	(1.002)	249284	10.0000	10.44
	61 Anthracene	178	15.478	15.492	(1.007)	251791	10.0000	10.43
	62 Carbazole	167	15.762	15.775	(1.025)	220895	10.0000	10.69
	63 Di-n-butylphthalate	149	16.483	16.491	(1.072)	271334	10.0000	10.92
	64 Fluoranthene	202	17.343	17.357	(1.128)	278359	10.0000	10.77
	65 Pyrene	202	17.695	17.715	(0.899)	287790	10.0000	10.64
$	66 Terphenyl-d14	244	18.011	18.025	(0.915)	159406	10.0000	10.21
	67 Butylbenzylphthalate	149	18.897	18.911	(0.960)	124749	10.0000	11.01
	68 Benzo(a)anthracene	228	19.656	19.675	(0.999)	266546	10.0000	10.63
*	69 Chrysene-d12	240	19.683	19.702	(1.000)	337352	20.0000	
	70 3,3'-Dichlorobenzidine	252	19.667	19.686	(0.999)	94085	10.0000	10.57
	71 Chrysene	228	19.720	19.750	(1.002)	251018	10.0000	10.18
	72 bis(2-Ethylhexyl)phthalate	149	19.896	19.905	(0.955)	168063	10.0000	10.81
*	134 Di-n-octylphthalate-d4	153	20.826	20.840	(1.000)	493568	20.0000	
	73 Di-n-octylphthalate	149	20.837	20.851	(1.000)	293902	10.0000	10.34

	Compounds	QUANT SIG MASS	RT	EXP RT	REL RT	RESPONSE	AMOUNTS CAL-AMT (ug/mL)	AMOUNTS ON-COL (ug/mL)
74	Benzo(b)fluoranthene	252	21.307	21.347	(0.976)	243077	10.0000	9.834
75	Benzo(k)fluoranthene	252	21.344	21.379	(0.977)	291613	10.0000	11.17
76	Benzo(a)pyrene	252	21.755	21.791	(0.996)	234436	10.0000	10.65
* 77	Perylene-d12	264	21.841	21.849	(1.000)	363064	20.0000	
78	Indeno(1,2,3-cd)pyrene	276	23.347	23.393	(1.069)	257279	10.0000	10.63
79	Dibenzo(a,h)anthracene	278	23.374	23.425	(1.070)	210384	10.0000	10.59
80	Benzo(g,h,i)perylene	276	23.764	23.826	(1.088)	217697	10.0000	9.988
90	N-Nitrosodimethylamine	74	3.453	3.483	(0.426)	71729	10.0000	10.34
103	Pyridine	79	3.437	3.430	(0.424)	115281	10.0000	10.36
91	Aniline	93	7.652	7.666	(0.945)	163538	10.0000	10.80
105	1-methylnaphthalene	141	11.461	11.470	(1.130)	132980	10.0000	10.48
93	Benzidine	184	17.589	17.602	(0.894)	125166	10.0000	11.11
111	Azobenzene (1,2-DP-Hydrazine)	77	14.143	14.157	(1.088)	230923	10.0000	10.78
144	alpha-Terpineol	59	10.200	10.214	(1.006)	77837	10.0000	10.92
143	1,4-Dioxane	88	Compound Not Detected.					
$ 137	d8-1,4-Dioxane	96	Compound Not Detected.					
133	Butylatedhydroxytoluene	205	13.176	13.185	(1.014)	129292	10.0000	10.37
115	Tributyl Phosphate	99	14.191	14.221	(0.923)	225155	10.0000	10.50
116	Dibutyl Phenyl Phosphate	175	15.922	15.930	(1.036)	124715	10.0000	10.63
117	Butyl Diphenyl Phosphate	94	17.610	17.619	(0.895)	58830	10.0000	11.13
118	Triphenyl Phosphate	326	19.213	19.226	(0.976)	39194	10.0000	10.55
123	Acetophenone	105	8.790	8.809	(1.085)	127069	10.0000	10.42
170	Pentachlorobenzene	250	13.352	13.366	(1.027)	55600	10.0000	10.44

QC Flag Legend

M - Compound response manually integrated.
H - Operator selected an alternate compound hit.

Analytical Resources, Inc.

INTERNAL STANDARD COMPOUNDS
AREA AND RT SUMMARY

Instrument ID: nt4.i
Lab File ID: 0101001.d
Lab Smp Id: ABN 10
Analysis Type: SV
Quant Type: ISTD
Operator: VTS
Method File: /chem3/nt4.i/20071001.b/SW846.m
Misc Info:

Calibration Date: 01-OCT-2007
Calibration Time: 10:31
Client Smp ID: ABN 10
Level:
Sample Type:

COMPOUND	STANDARD	AREA LIMIT LOWER	AREA LIMIT UPPER	SAMPLE	%DIFF
8 1,4-Dichlorobenze	110324	55162	220648	112897	2.33
27 Naphthalene-d8	430280	215140	860560	400792	-6.85
42 Acenaphthene-d10	242988	121494	485976	221239	-8.95
59 Phenanthrene-d10	380514	190257	761028	345559	-9.19
69 Chrysene-d12	406554	203277	813108	337352	-17.02
134 Di-n-octylphthala	598971	299486	1197942	493568	-17.60
77 Perylene-d12	429313	214656	858626	363064	-15.43

COMPOUND	STANDARD	RT LIMIT LOWER	RT LIMIT UPPER	SAMPLE	%DIFF
8 1,4-Dichlorobenze	8.10	7.60	8.60	8.10	-0.03
27 Naphthalene-d8	10.14	9.64	10.64	10.14	-0.02
42 Acenaphthene-d10	13.00	12.50	13.50	13.00	-0.02
59 Phenanthrene-d10	15.37	14.87	15.87	15.37	-0.01
69 Chrysene-d12	19.69	19.19	20.19	19.68	-0.04
134 Di-n-octylphthala	20.83	20.33	21.33	20.83	-0.04
77 Perylene-d12	21.84	21.34	22.34	21.84	-0.01

AREA UPPER LIMIT = +100% of internal standard area.
AREA LOWER LIMIT = - 50% of internal standard area.
RT UPPER LIMIT = + 0.50 minutes of internal standard RT.
RT LOWER LIMIT = - 0.50 minutes of internal standard RT.

Data File: /chem3/nt4.i/20071001.b/0101001.d
Date : 01-OCT-2007 13:20
Client ID: ABN 10
Sample Info: ABN 10

Instrument: nt4.i

Operator: VTS
Column diameter: 0.32

Column phase: ZB-5

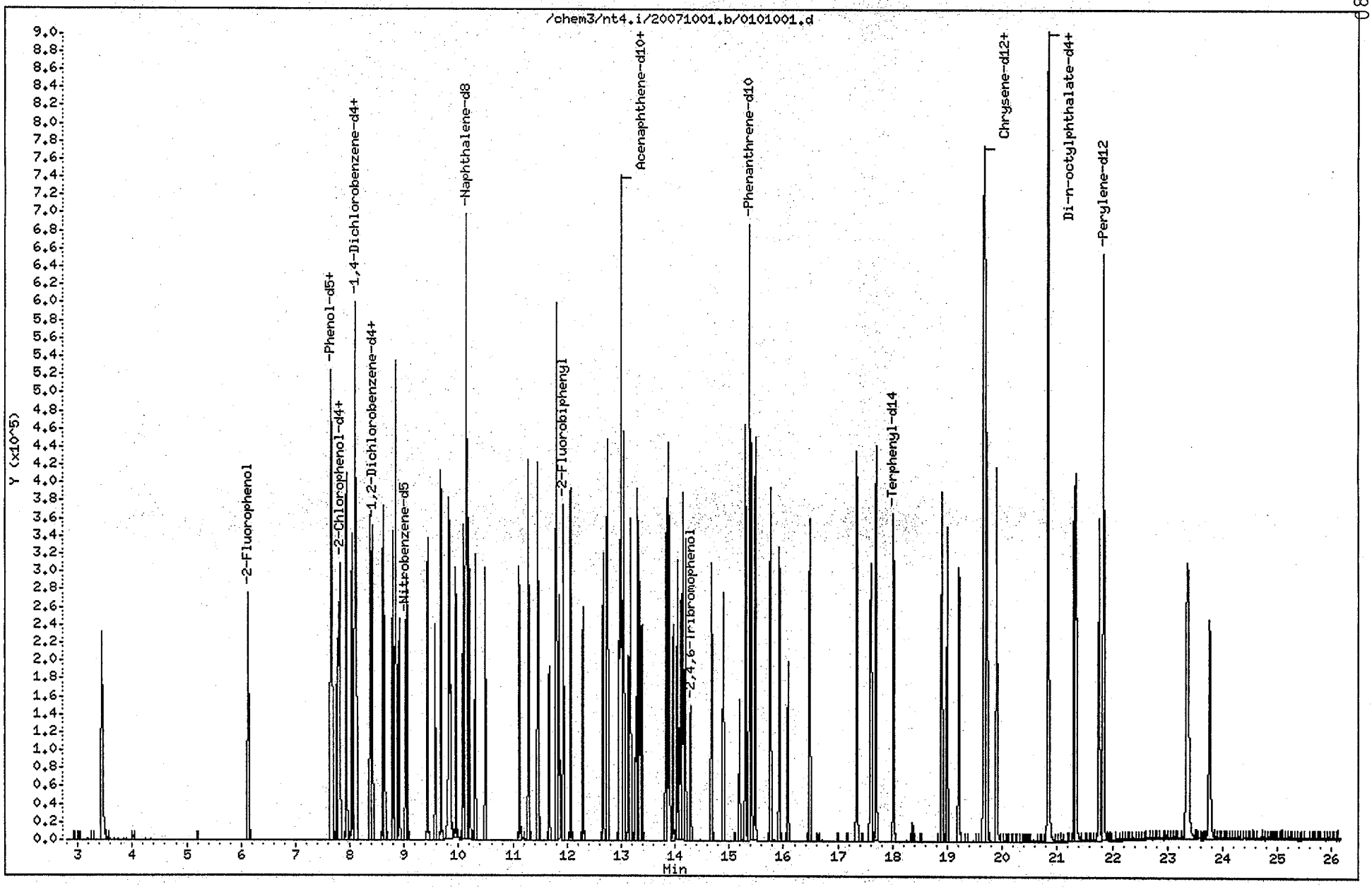

ABN 10, /chem3/nt4.i/20071001.b/0101001.d
2-Methylphenol Amount: 10.32

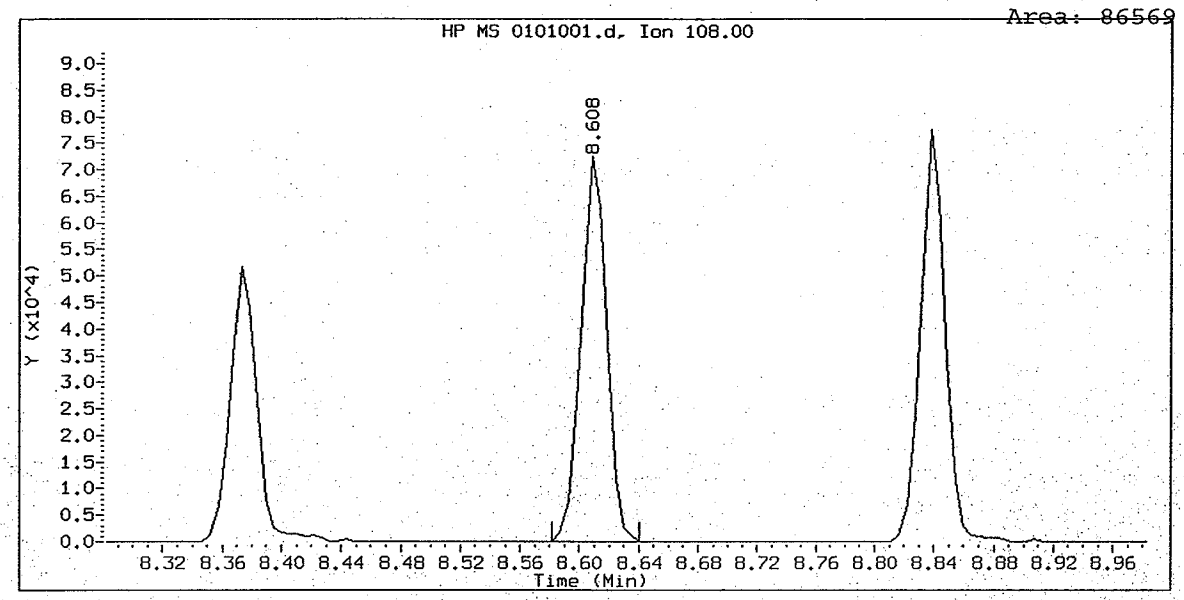

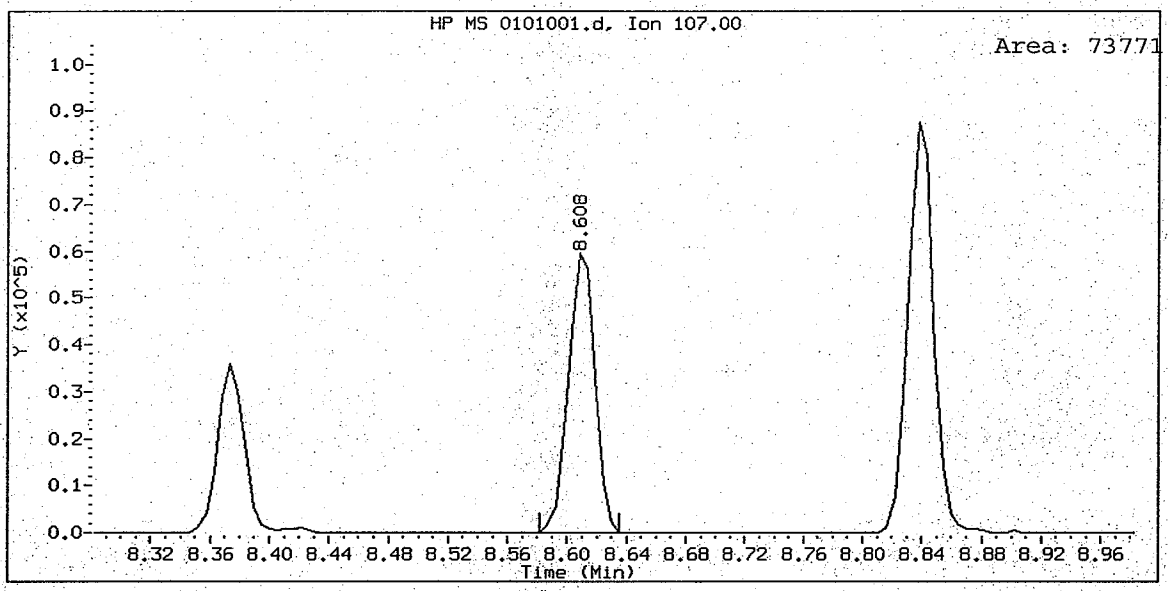

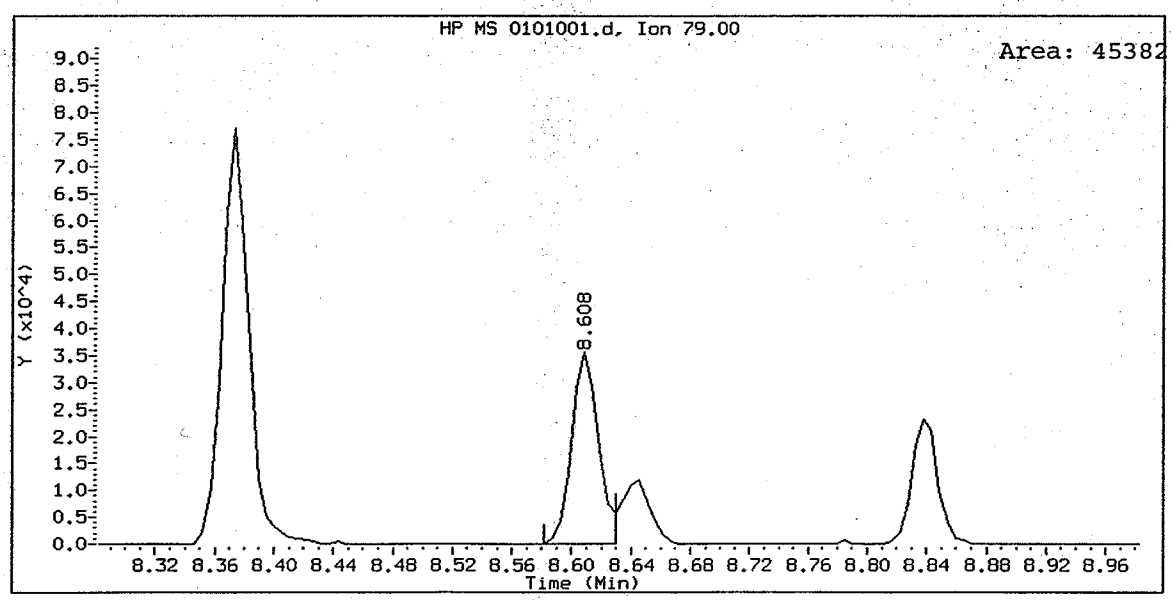

ABN 10, /chem3/nt4.i/20071001.b/0101001.d
Benzoic acid Amount: 19.15

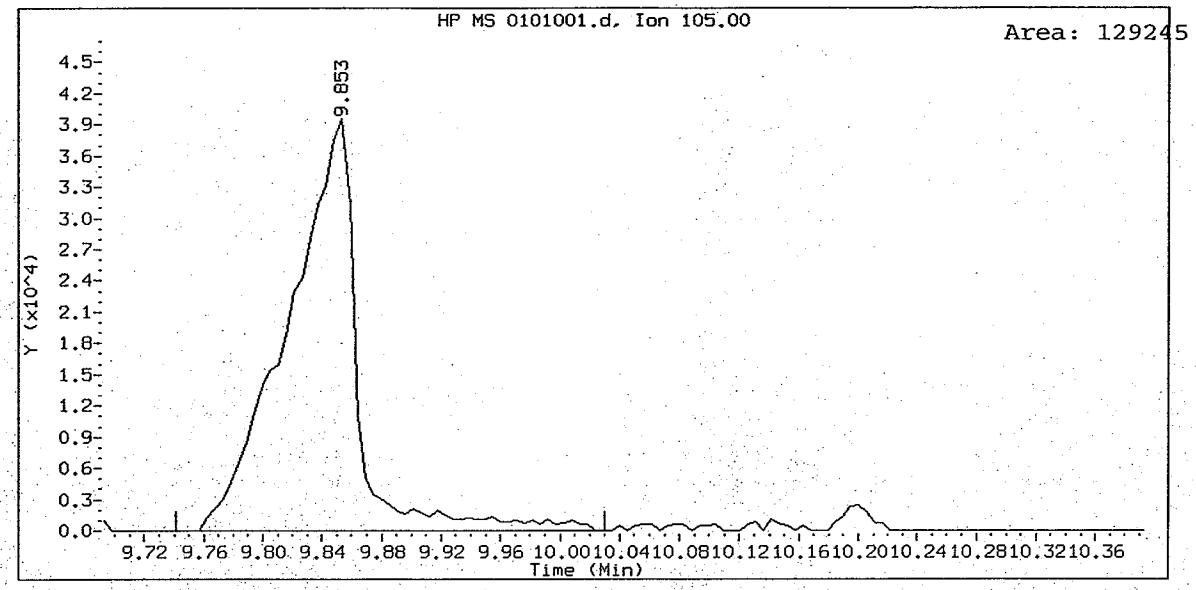

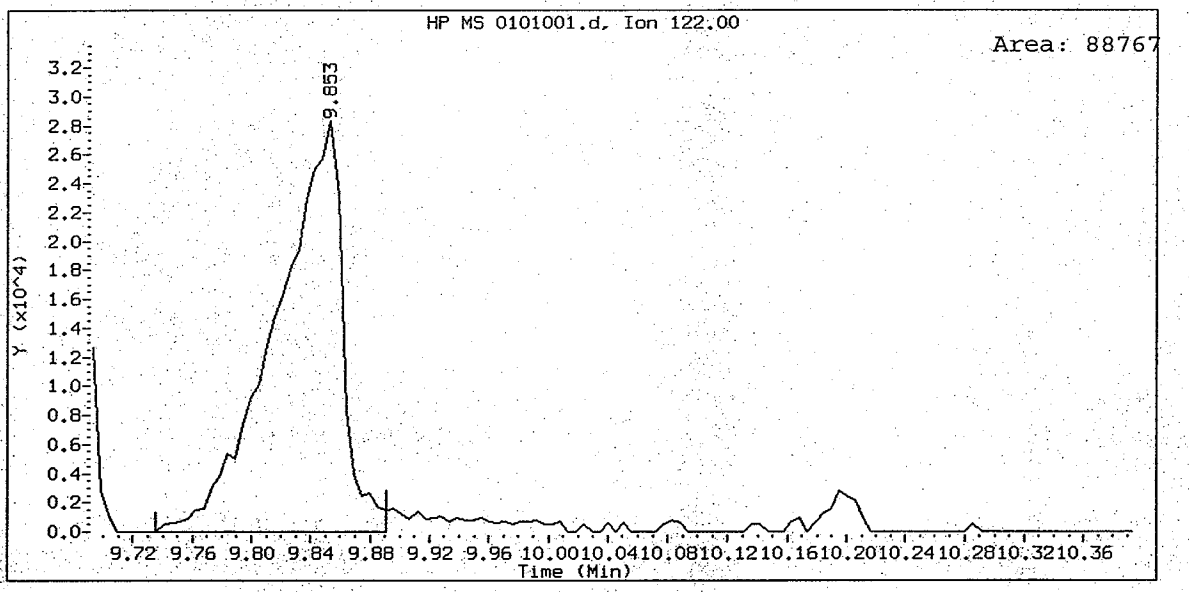

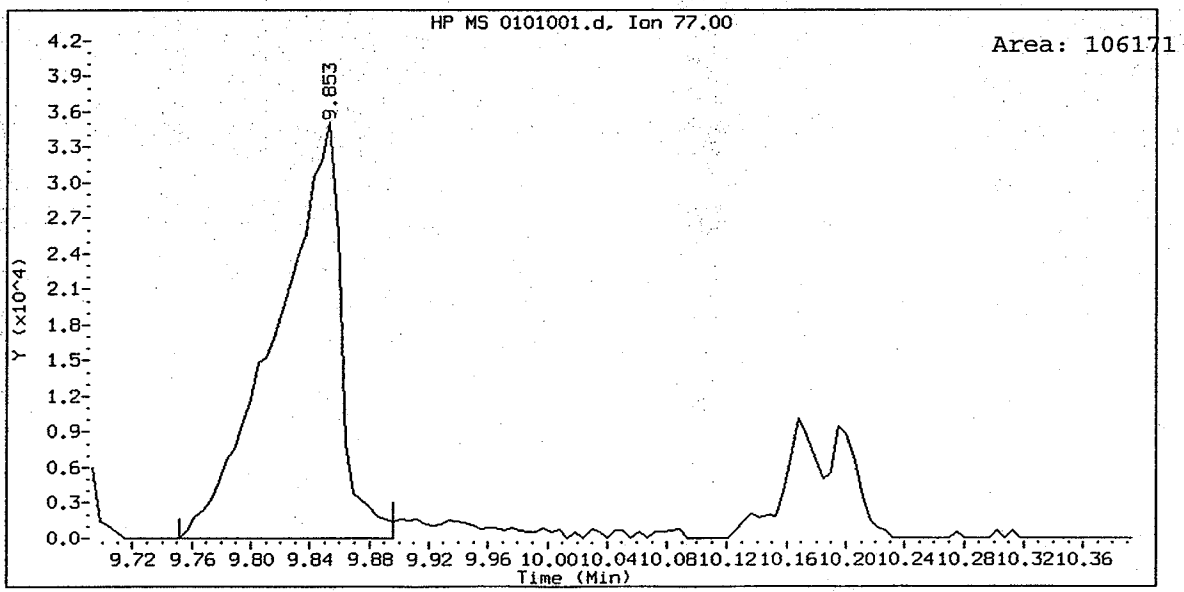

ABN 10, /chem3/nt4.i/20071001.b/0101001.d
4-Nitrophenol Amount: 10.44

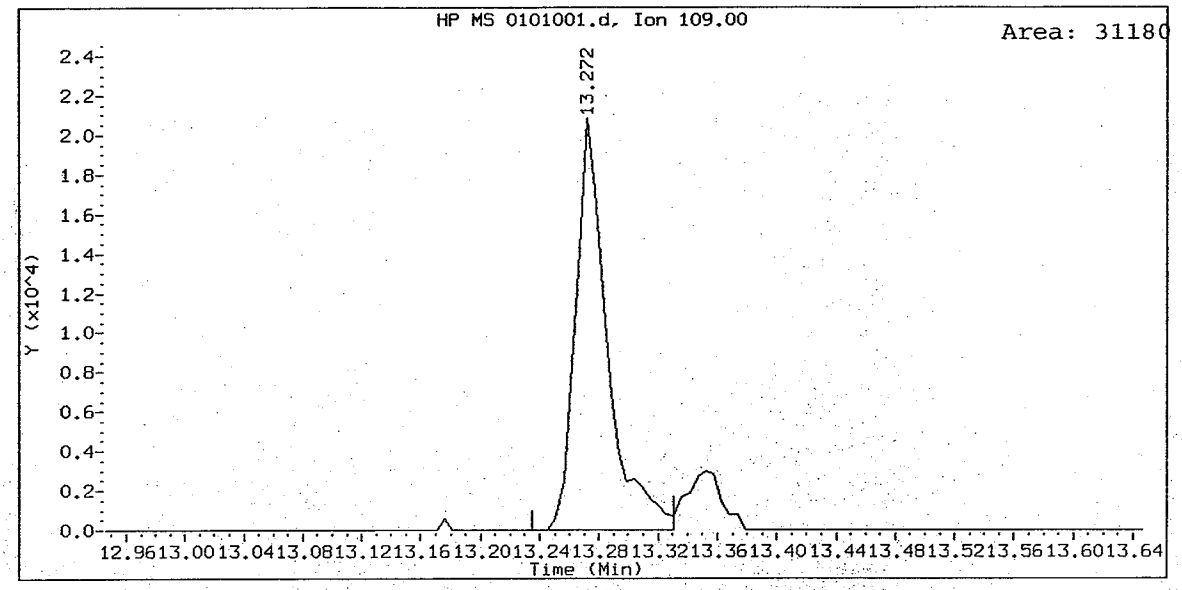

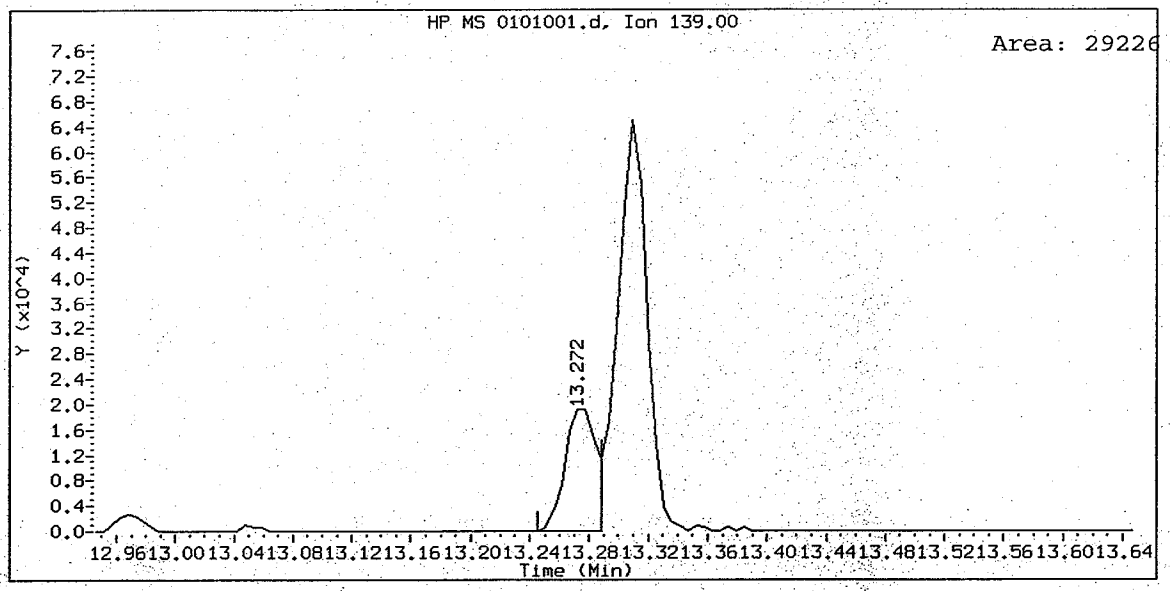

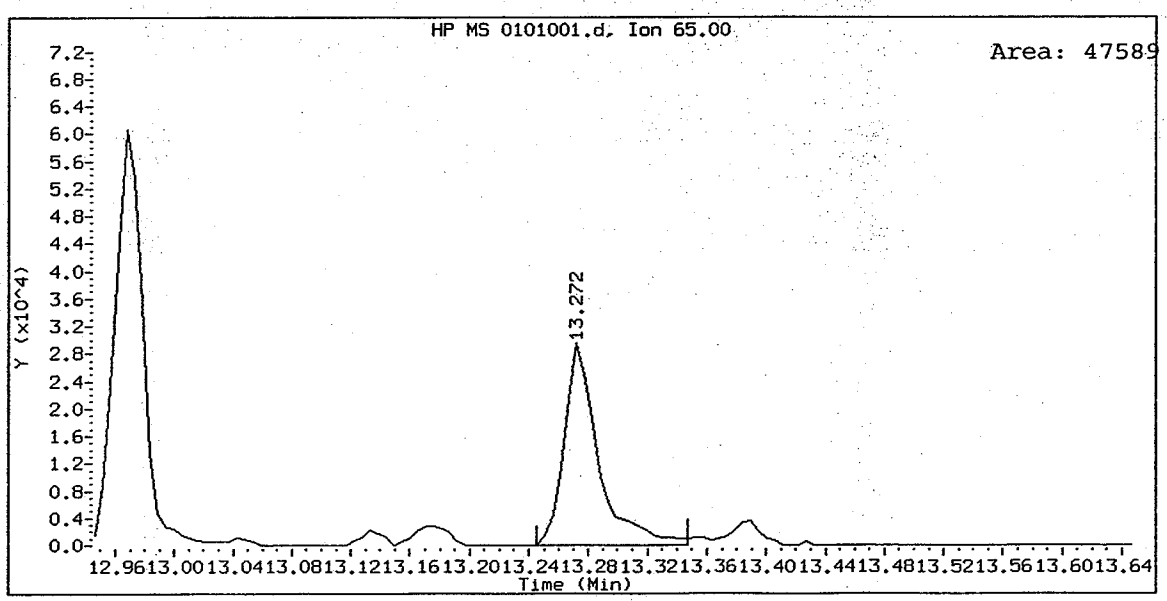

Analytical Resources, Inc.

Semivolatile Report SW846 Method 8270D

Data file : /chem3/nt4.i/20071001.b/0251001.d
Lab Smp Id: ABN 25 Client Smp ID: ABN 25
Inj Date : 01-OCT-2007 10:31
Operator : VTS Inst ID: nt4.i
Smp Info : ABN 25
Misc Info :
Comment : 1ul Injection
Method : /chem3/nt4.i/20071001.b/SW846.m
Meth Date : 02-Oct-2007 10:17 jeff Quant Type: ISTD
Cal Date : 01-OCT-2007 10:31 Cal File: 0251001.d
Als bottle: 1 Calibration Sample, Level: 4
Dil Factor: 1.00000
Integrator: HP RTE Compound Sublist: ICAL.sub
Target Version: 3.50

	Compounds	QUANT SIG MASS	RT	EXP RT	REL RT	RESPONSE	AMOUNTS CAL-AMT (ug/mL)	ON-COL (ug/mL)
$	1 2-Fluorophenol	112	6.137	6.144	(0.730)	240283	25.0000	25.74(M)
$	2 Phenol-d5	99	7.665	7.687	(0.912)	265969	25.0000	25.45(H)
	3 Phenol	94	7.686	7.709	(0.915)	307286	25.0000	24.76
$	5 2-Chlorophenol-d4	132	7.799	7.810	(0.928)	193233	25.0000	24.93
	4 Bis(2-Chloroethyl)ether	93	7.772	7.784	(0.925)	234767	25.0000	24.55
	6 2-Chlorophenol	128	7.825	7.837	(0.931)	221405	25.0000	24.78
	7 1,3-Dichlorobenzene	146	8.039	8.051	(0.957)	221647	25.0000	24.24(H)
*	8 1,4-Dichlorobenzene-d4	152	8.103	8.110	(1.000)	110324	20.0000	(H)
	9 1,4-Dichlorobenzene	146	8.130	8.136	(0.968)	226703	25.0000	24.60(H)
$	10 1,2-Dichlorobenzene-d4	152	8.402	8.409	(1.000)	123002	25.0000	24.66
	12 1,2-Dichlorobenzene	146	8.424	8.430	(1.003)	209325	25.0000	24.25
	11 Benzyl alcohol	108	8.381	8.398	(0.997)	148288	25.0000	26.19(H)
	14 2,2'-oxybis(1-Chloropropane)	45	8.643	8.654	(1.029)	289143	25.0000	24.92
	13 2-Methylphenol	108	8.616	8.633	(1.025)	209219	25.0000	25.52(H)
	17 Hexachloroethane	117	8.910	8.916	(1.060)	106567	25.0000	25.46
	16 N-Nitroso-di-n-propylamine	70	8.856	8.884	(1.054)	188686	25.0000	24.91
	15 4-Methylphenol	108	8.846	8.863	(1.053)	217619	25.0000	26.08
$	18 Nitrobenzene-d5	82	9.027	9.044	(0.885)	268792	25.0000	23.68
	19 Nitrobenzene	77	9.054	9.071	(0.887)	294874	25.0000	23.45
	20 Isophorone	82	9.439	9.461	(0.925)	474622	25.0000	23.92
	21 2-Nitrophenol	139	9.572	9.584	(0.938)	113565	25.0000	23.90
	22 2,4-Dimethylphenol	107	9.684	9.696	(0.949)	243199	25.0000	24.18
	23 Bis(2-Chloroethoxy)methane	93	9.829	9.846	(0.963)	282406	25.0000	23.71
	24 Benzoic acid	105	9.914	10.043	(0.972)	379760	50.0000	52.41(M)
	25 2,4-Dichlorophenol	162	9.957	9.969	(0.976)	165313	25.0000	24.35
	26 1,2,4-Trichlorobenzene	180	10.085	10.091	(0.988)	192807	25.0000	24.03
*	27 Naphthalene-d8	136	10.144	10.150	(1.000)	430280	20.0000	(H)

	Compounds	QUANT SIG MASS	RT	EXP RT	REL RT	RESPONSE	AMOUNTS CAL-AMT (ug/mL)	AMOUNTS ON-COL (ug/mL)
	28 Naphthalene	128	10.176	10.182	(0.997)	645270	25.0000	24.43
	29 4-Chloroaniline	127	10.315	10.326	(1.011)	283860	25.0000	25.51
	30 Hexachlorobutadiene	225	10.496	10.497	(1.029)	118021	25.0000	25.40
	31 4-Chloro-3-methylphenol	107	11.121	11.133	(1.090)	223514	25.0000	26.67
	32 2-Methylnaphthalene	141	11.292	11.299	(1.107)	345022	25.0000	25.64
	33 Hexachlorocyclopentadiene	237	11.677	11.678	(0.898)	111731	25.0000	25.38
	34 2,4,6-Trichlorophenol	196	11.805	11.817	(0.908)	123871	25.0000	25.44
	35 2,4,5-Trichlorophenol	196	11.859	11.870	(0.912)	131912	25.0000	25.31
$	36 2-Fluorobiphenyl	172	11.939	11.945	(0.918)	404947	25.0000	24.14
	37 2-Chloronaphthalene	162	12.072	12.079	(0.928)	387086	25.0000	24.38
	38 2-Nitroaniline	65	12.297	12.314	(0.946)	174991	25.0000	25.34
	39 Dimethylphthalate	163	12.676	12.693	(0.975)	434948	25.0000	25.17
	40 Acenaphthylene	152	12.745	12.757	(0.980)	594438	25.0000	25.01
	41 2,6-Dinitrotoluene	165	12.767	12.784	(0.982)	100088	25.0000	25.34
*	42 Acenaphthene-d10	164	13.002	13.008	(1.000)	242988	20.0000	
	43 3-Nitroaniline	138	12.975	12.998	(0.998)	121326	25.0000	26.12
	44 Acenaphthene	153	13.050	13.062	(1.004)	383386	25.0000	24.30
	45 2,4-Dinitrophenol	184	13.146	13.169	(1.011)	120595	50.0000	54.82
	46 Dibenzofuran	168	13.312	13.329	(1.024)	500569	25.0000	24.36
	47 4-Nitrophenol	109	13.280	13.297	(1.021)	91590	25.0000	27.91 (M)
	48 2,4-Dinitrotoluene	165	13.392	13.409	(1.030)	131909	25.0000	25.26
	50 Diethylphthalate	149	13.835	13.852	(1.064)	430997	25.0000	25.42
	49 Fluorene	166	13.867	13.879	(1.067)	437479	25.0000	24.95
	51 4-Chlorophenyl-phenylether	204	13.894	13.900	(1.069)	213578	25.0000	24.84
	52 4-Nitroaniline	138	13.974	14.007	(1.075)	120804	25.0000	26.04
	53 4,6-Dinitro-2-methylphenol	198	14.049	14.077	(0.914)	163545	50.0000	52.86
	54 N-Nitrosodiphenylamine	169	14.097	14.114	(0.917)	232179	25.0000	24.83
$	55 2,4,6-Tribromophenol	330	14.289	14.301	(1.099)	54198	25.0000	25.91
	56 4-Bromophenyl-phenylether	248	14.674	14.686	(0.954)	116135	25.0000	24.58
	57 Hexachlorobenzene	284	14.898	14.905	(0.969)	124006	25.0000	25.25
	58 Pentachlorophenol	266	15.192	15.204	(0.988)	79616	25.0000	27.74
*	59 Phenanthrene-d10	188	15.374	15.380	(1.000)	380514	20.0000	
	60 Phenanthrene	178	15.411	15.423	(1.002)	647104	25.0000	24.61
	61 Anthracene	178	15.486	15.492	(1.007)	656377	25.0000	24.68
	62 Carbazole	167	15.764	15.775	(1.025)	584294	25.0000	25.68
	63 Di-n-butylphthalate	149	16.485	16.491	(1.072)	727955	25.0000	26.62
	64 Fluoranthene	202	17.345	17.357	(1.128)	742428	25.0000	26.08
	65 Pyrene	202	17.703	17.715	(0.899)	769528	25.0000	23.62
$	66 Terphenyl-d14	244	18.018	18.025	(0.915)	452399	25.0000	24.05
	67 Butylbenzylphthalate	149	18.900	18.911	(0.960)	357633	25.0000	26.18
	68 Benzo(a)anthracene	228	19.664	19.675	(0.999)	754499	25.0000	24.97
*	69 Chrysene-d12	240	19.690	19.702	(1.000)	406554	20.0000	
	70 3,3'-Dichlorobenzidine	252	19.669	19.686	(0.999)	265311	25.0000	24.73
	71 Chrysene	228	19.728	19.750	(1.002)	707274	25.0000	23.80
	72 bis(2-Ethylhexyl)phthalate	149	19.899	19.905	(0.955)	499803	25.0000	26.48
*	134 Di-n-octylphthalate-d4	153	20.833	20.840	(1.000)	598971	20.0000	
	73 Di-n-octylphthalate	149	20.844	20.851	(1.000)	843555	25.0000	24.45

	Compounds	QUANT SIG MASS	RT	EXP RT	REL RT	RESPONSE	AMOUNTS CAL-AMT (ug/mL)	AMOUNTS ON-COL (ug/mL)
74	Benzo(b)fluoranthene	252	21.320	21.347	(0.976)	778211	25.0000	26.62
75	Benzo(k)fluoranthene	252	21.352	21.379	(0.978)	725580	25.0000	23.50
76	Benzo(a)pyrene	252	21.763	21.791	(0.996)	658792	25.0000	25.31
* 77	Perylene-d12	264	21.843	21.849	(1.000)	429313	20.0000	
78	Indeno(1,2,3-cd)pyrene	276	23.360	23.393	(1.069)	702763	25.0000	24.56
79	Dibenzo(a,h)anthracene	278	23.387	23.425	(1.071)	586786	25.0000	24.97
80	Benzo(g,h,i)perylene	276	23.777	23.826	(1.089)	617002	25.0000	23.94
90	N-Nitrosodimethylamine	74	3.455	3.483	(0.426)	168812	25.0000	24.90(M)
103	Pyridine	79	3.434	3.430	(0.424)	277398	25.0000	25.50(M)
91	Aniline	93	7.654	7.666	(0.911)	372925	25.0000	25.20(H)
105	1-methylnaphthalene	141	11.463	11.470	(1.124)	346845	25.0000	25.45
93	Benzidine	184	17.596	17.602	(0.894)	328634	25.0000	24.20
111	Azobenzene (1,2-DP-Hydrazine)	77	14.145	14.157	(1.088)	589311	25.0000	25.06
144	alpha-Terpineol	59	10.203	10.214	(1.000)	193765	25.0000	25.33
143	1,4-Dioxane	88	Compound Not Detected.					
$ 137	d8-1,4-Dioxane	96	Compound Not Detected.					
133	Butylatedhydroxytoluene	205	13.178	13.185	(1.014)	333260	25.0000	24.33
115	Tributyl Phosphate	99	14.199	14.221	(0.924)	603493	25.0000	25.56
116	Dibutyl Phenyl Phosphate	175	15.924	15.930	(1.036)	350275	25.0000	27.12
117	Butyl Diphenyl Phosphate	94	17.612	17.619	(0.894)	162772	25.0000	25.56
118	Triphenyl Phosphate	326	19.215	19.226	(0.976)	116951	25.0000	26.12
123	Acetophenone	105	8.792	8.809	(1.046)	296661	25.0000	24.91
170	Pentachlorobenzene	250	13.354	13.366	(1.027)	141126	25.0000	24.13

QC Flag Legend

M - Compound response manually integrated.
H - Operator selected an alternate compound hit.

Analytical Resources, Inc.

INTERNAL STANDARD COMPOUNDS
AREA AND RT SUMMARY

Instrument ID: nt4.i
Lab File ID: 0251001.d
Lab Smp Id: ABN 25
Analysis Type: SV
Quant Type: ISTD
Operator: VTS
Method File: /chem3/nt4.i/20071001.b/SW846.m
Misc Info:

Calibration Date: 01-OCT-2007
Calibration Time: 10:31
Client Smp ID: ABN 25
Level:
Sample Type:

COMPOUND	STANDARD	AREA LIMIT LOWER	AREA LIMIT UPPER	SAMPLE	%DIFF
8 1,4-Dichlorobenze	110324	55162	220648	110324	0.00
27 Naphthalene-d8	430280	215140	860560	430280	0.00
42 Acenaphthene-d10	242988	121494	485976	242988	0.00
59 Phenanthrene-d10	380514	190257	761028	380514	0.00
69 Chrysene-d12	406554	203277	813108	406554	0.00
134 Di-n-octylphthala	598971	299486	1197942	598971	0.00
77 Perylene-d12	429313	214656	858626	429313	0.00

COMPOUND	STANDARD	RT LIMIT LOWER	RT LIMIT UPPER	SAMPLE	%DIFF
8 1,4-Dichlorobenze	8.10	7.60	8.60	8.10	0.00
27 Naphthalene-d8	10.14	9.64	10.64	10.14	0.00
42 Acenaphthene-d10	13.00	12.50	13.50	13.00	0.00
59 Phenanthrene-d10	15.37	14.87	15.87	15.37	0.00
69 Chrysene-d12	19.69	19.19	20.19	19.69	0.00
134 Di-n-octylphthala	20.83	20.33	21.33	20.83	0.00
77 Perylene-d12	21.84	21.34	22.34	21.84	0.00

AREA UPPER LIMIT = +100% of internal standard area.
AREA LOWER LIMIT = - 50% of internal standard area.
RT UPPER LIMIT = + 0.50 minutes of internal standard RT.
RT LOWER LIMIT = - 0.50 minutes of internal standard RT.

Data File: /chem3/nt4.i/20071001.b/0251001.d
Date : 01-OCT-2007 10:31
Client ID: ABN 25
Sample Info: ABN 25

Column phase: ZB-5

Instrument: nt4.i

Operator: VTS
Column diameter: 0.32

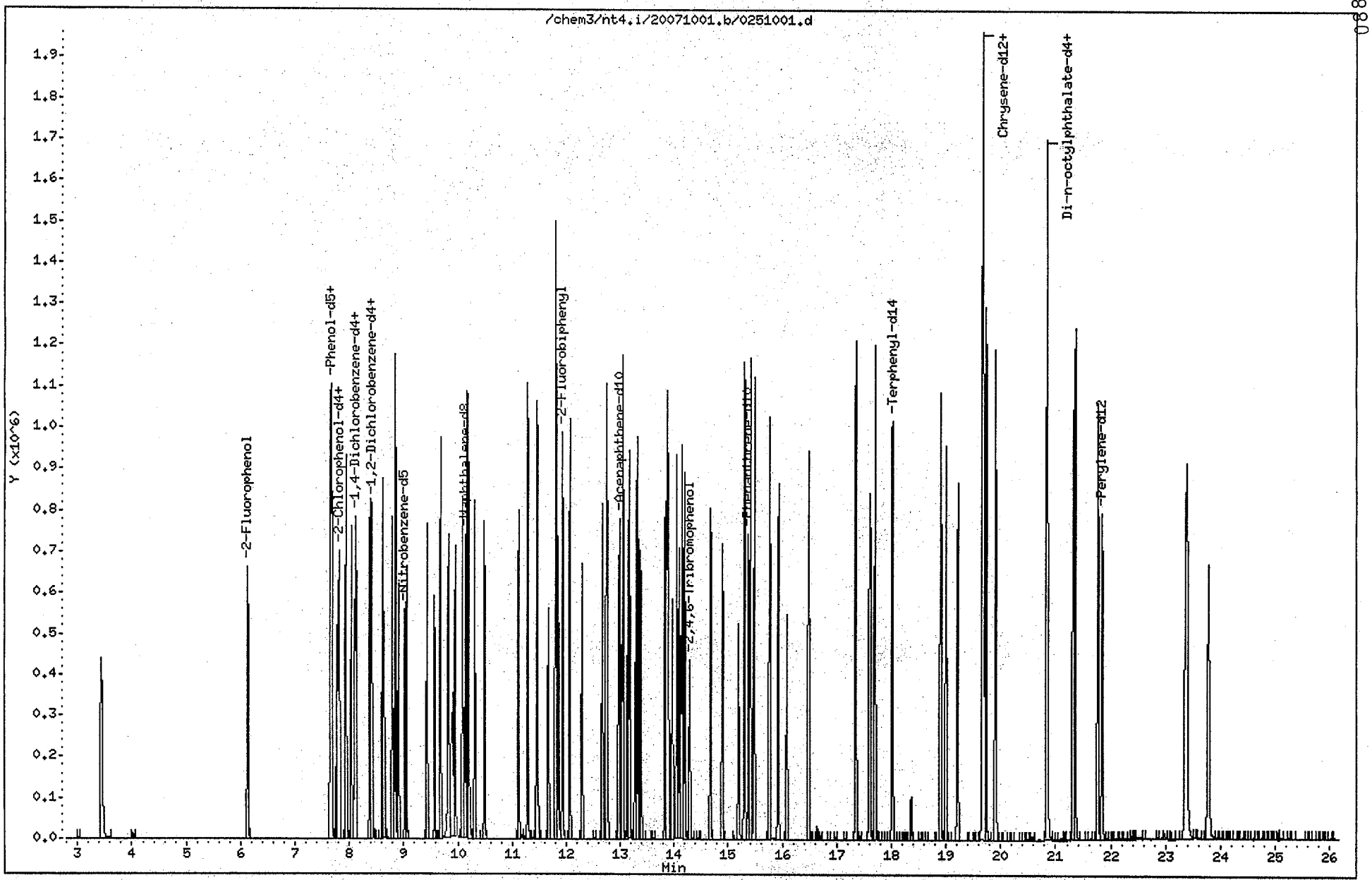

0882

ABN 25, /chem3/nt4.i/20071001.b/0251001.d
1,3-Dichlorobenzene Amount: 24.24

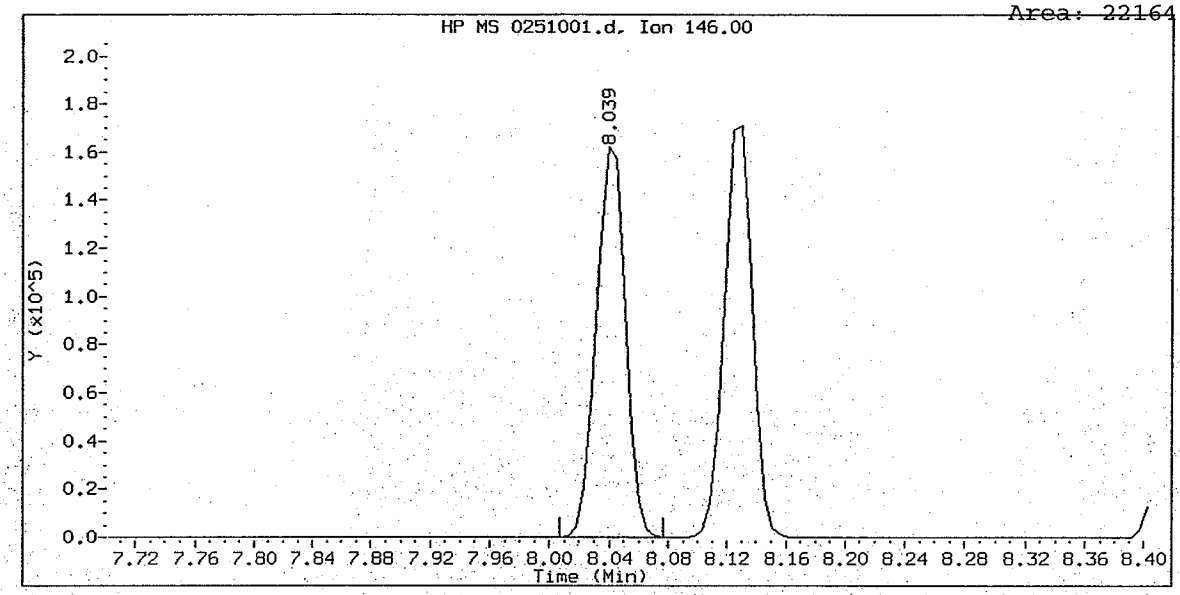

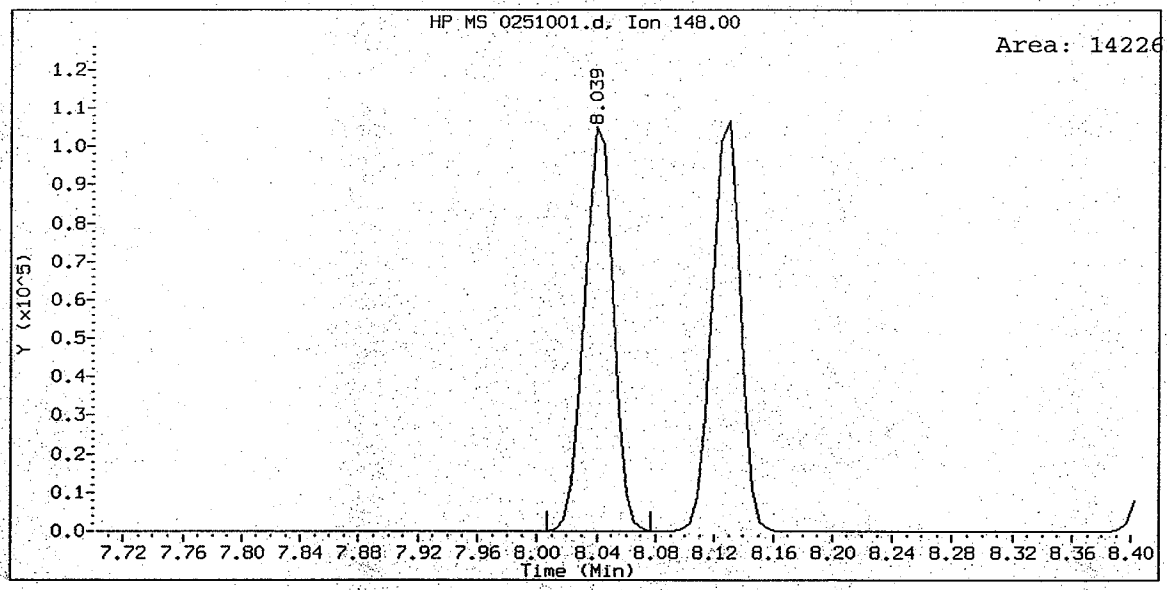

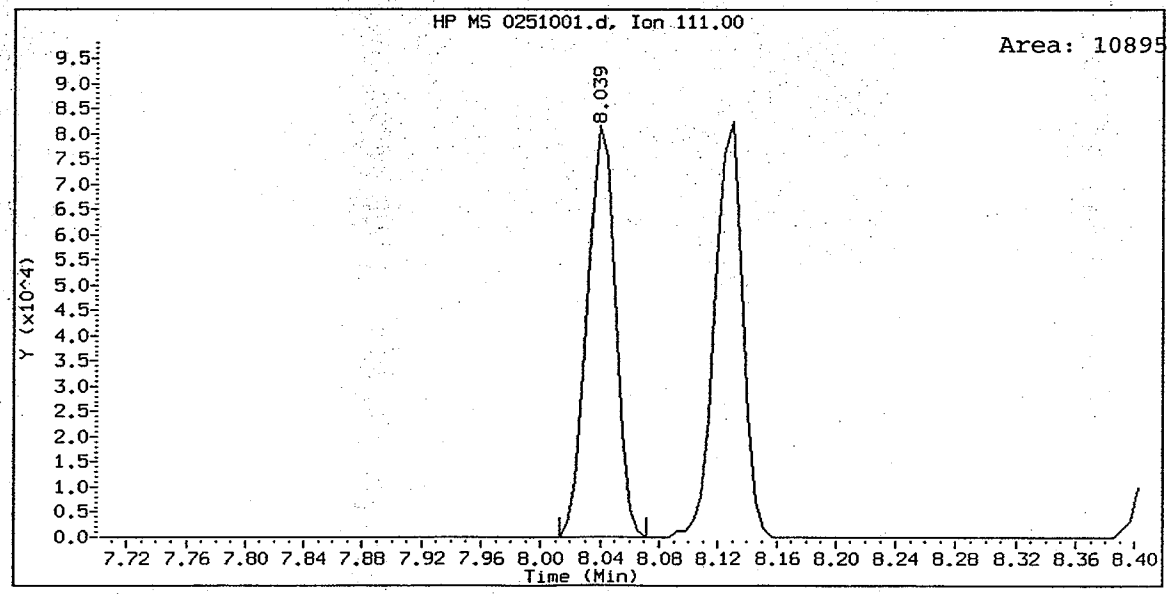

ABN 25, /chem3/nt4.i/20071001.b/0251001.d
1,4-Dichlorobenzene-d4 Amount: 20.00

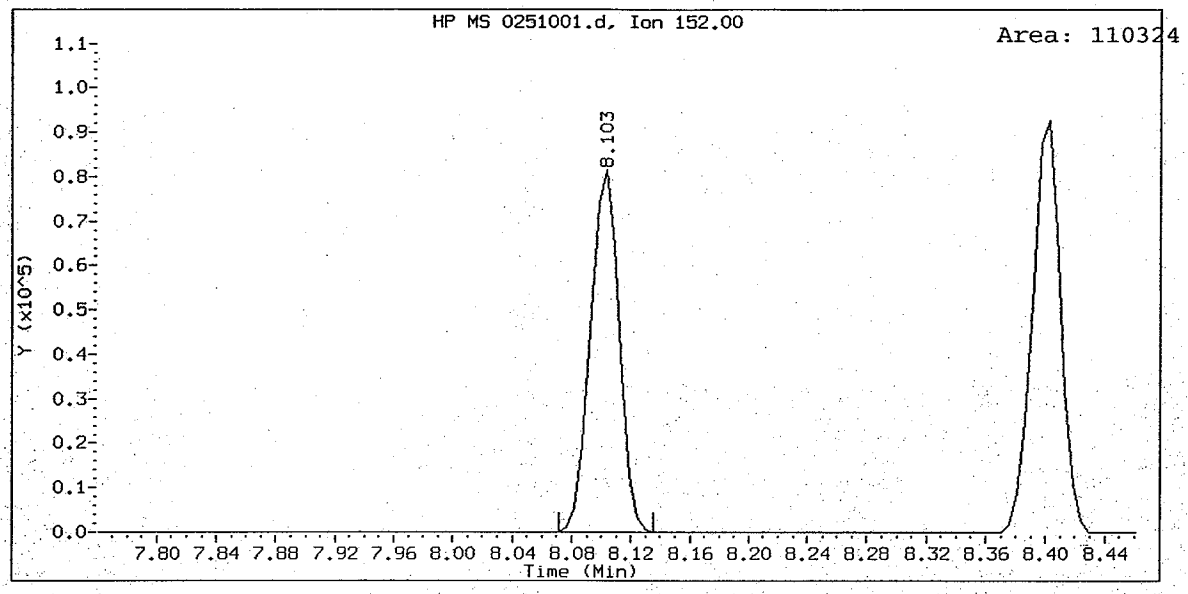

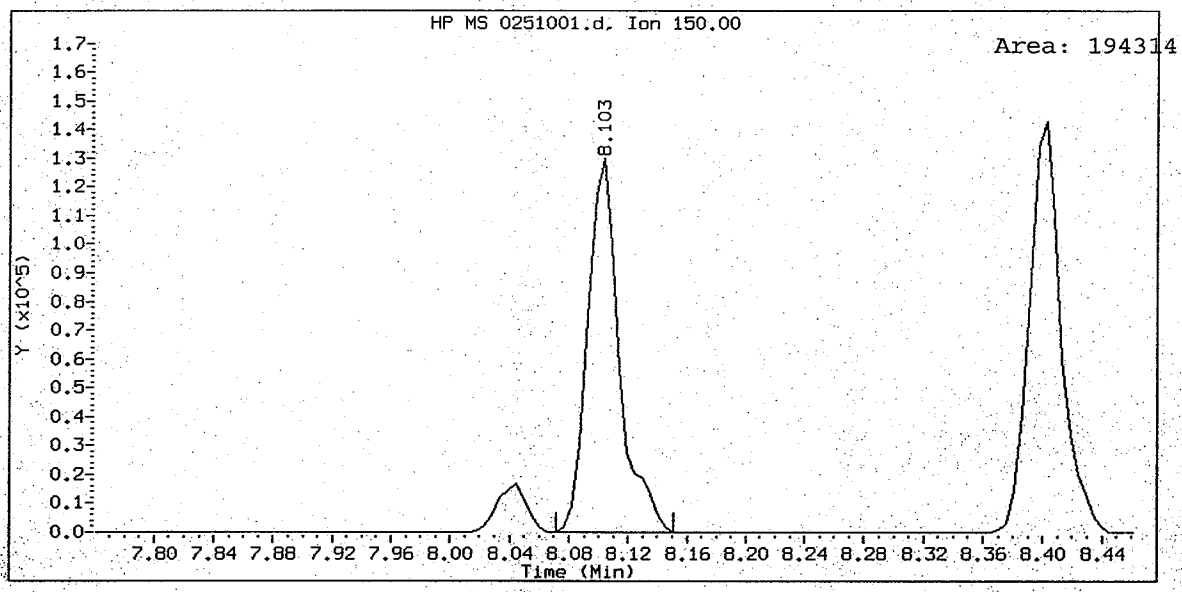

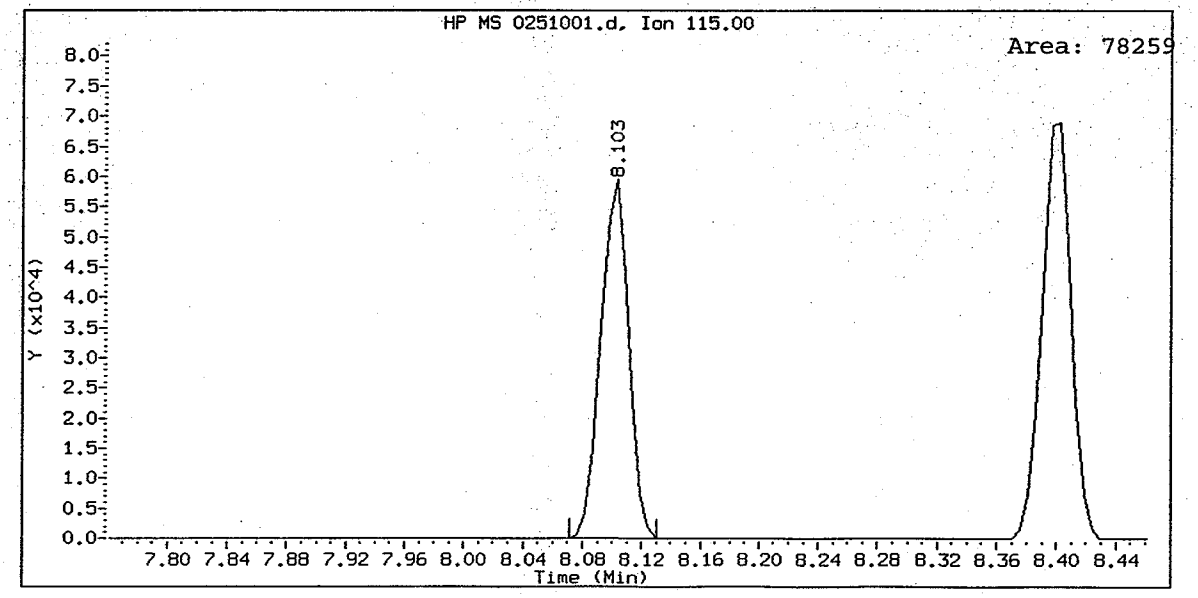

ABN 25, /chem3/nt4.i/20071001.b/0251001.d
1,4-Dichlorobenzene Amount: 24.60

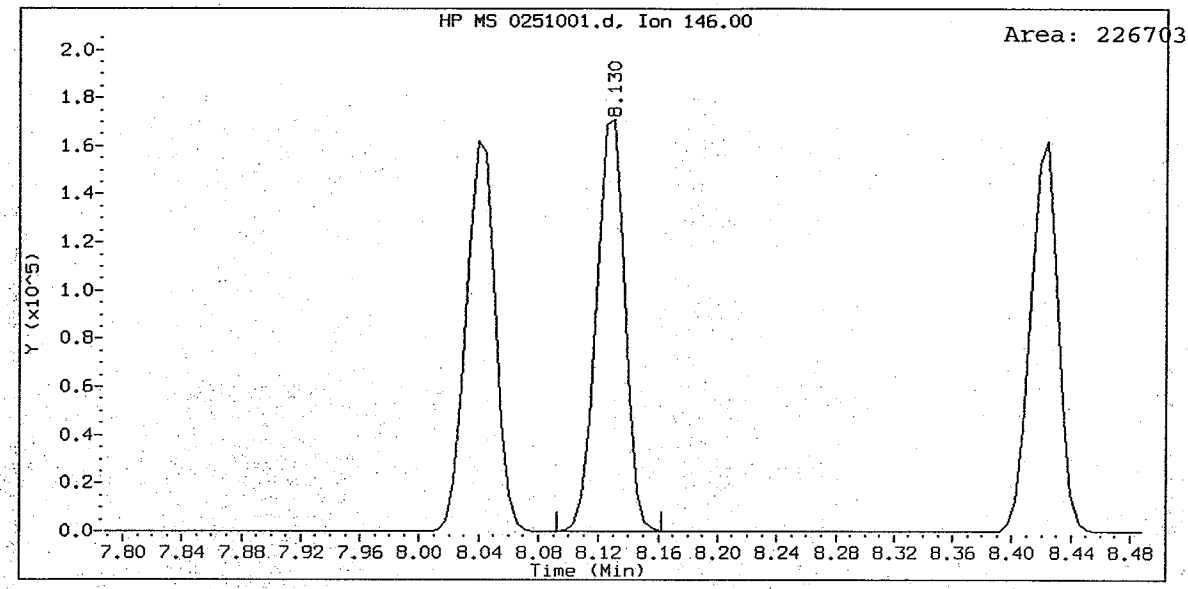

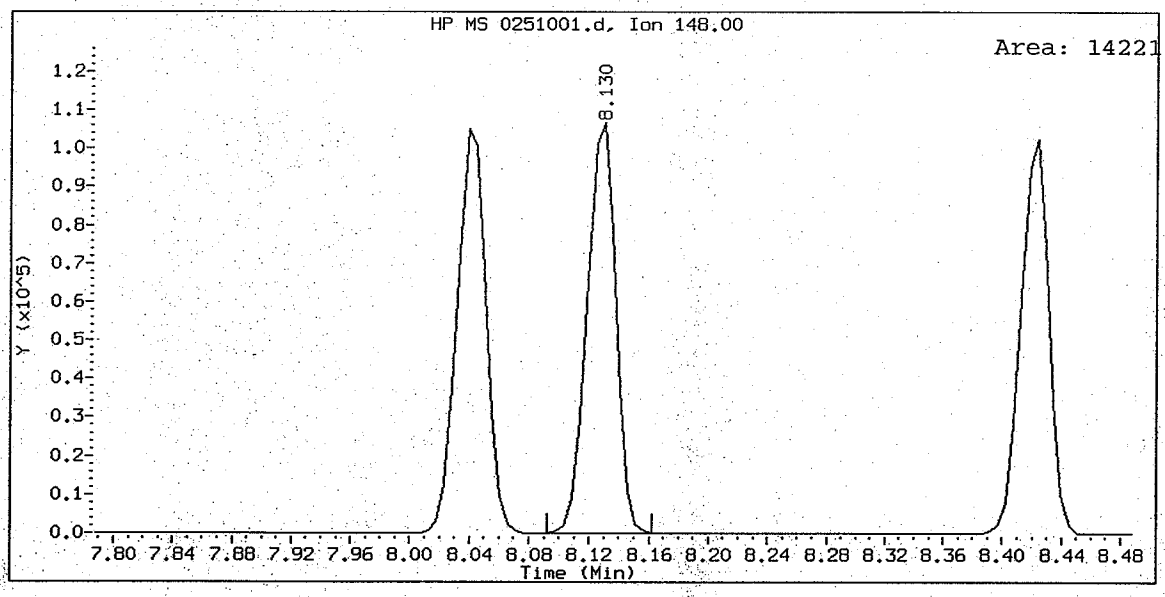

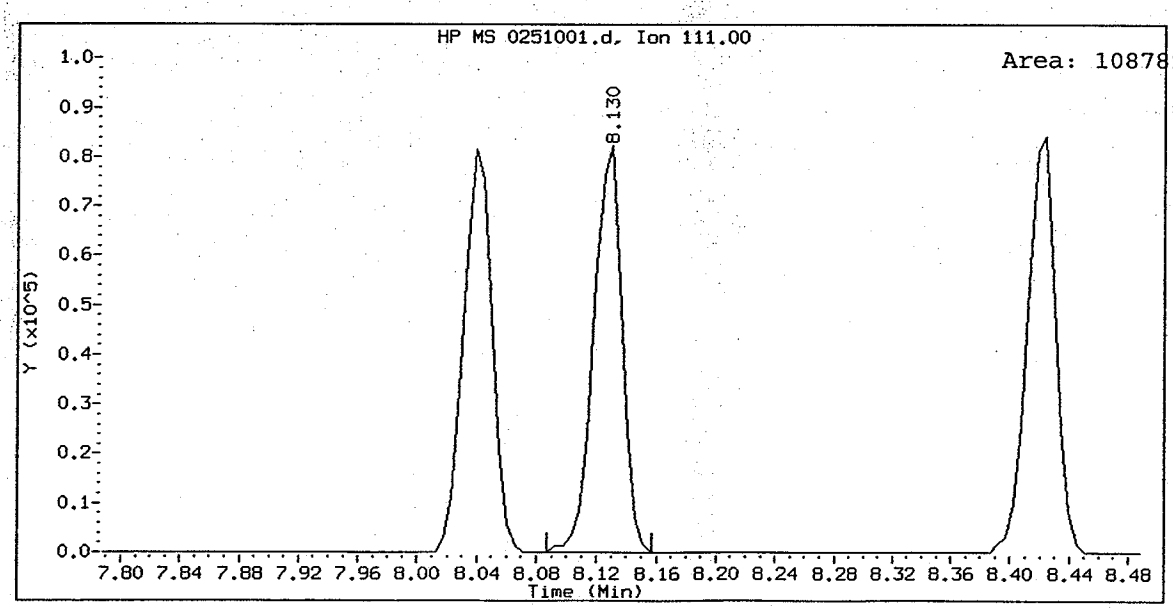

ABN 25, /chem3/nt4.i/20071001.b/0251001.d
Benzyl alcohol Amount: 26.19

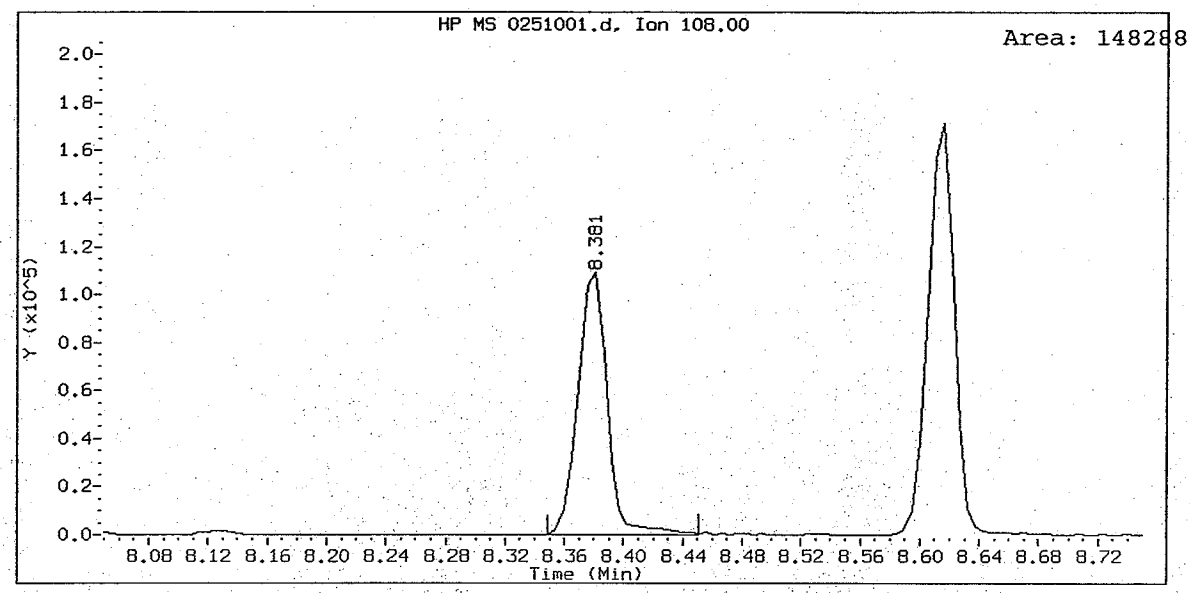

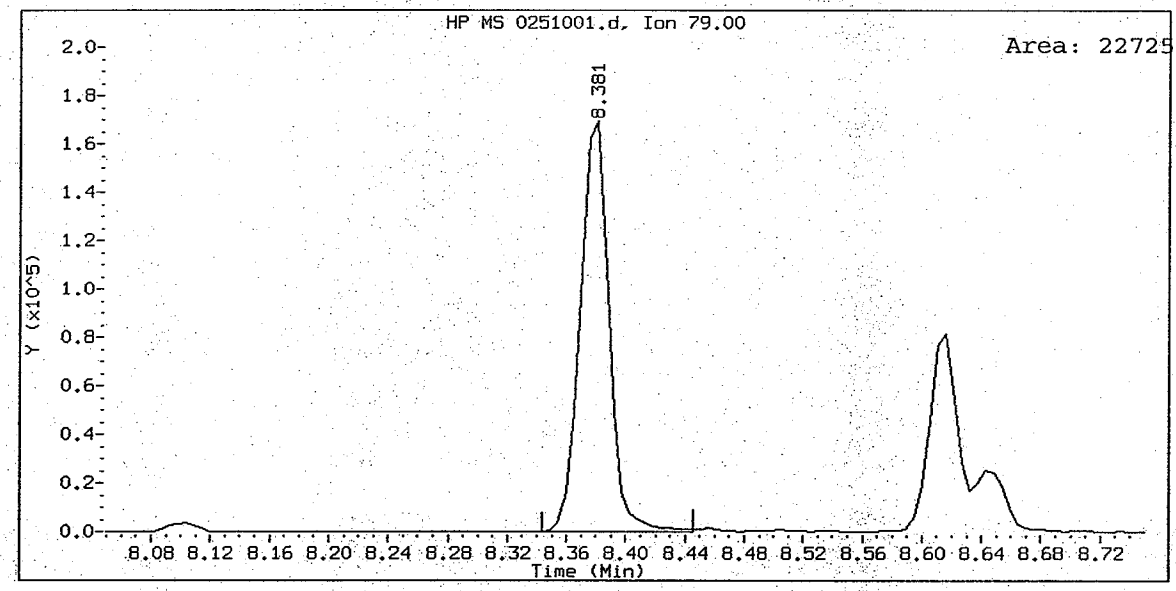

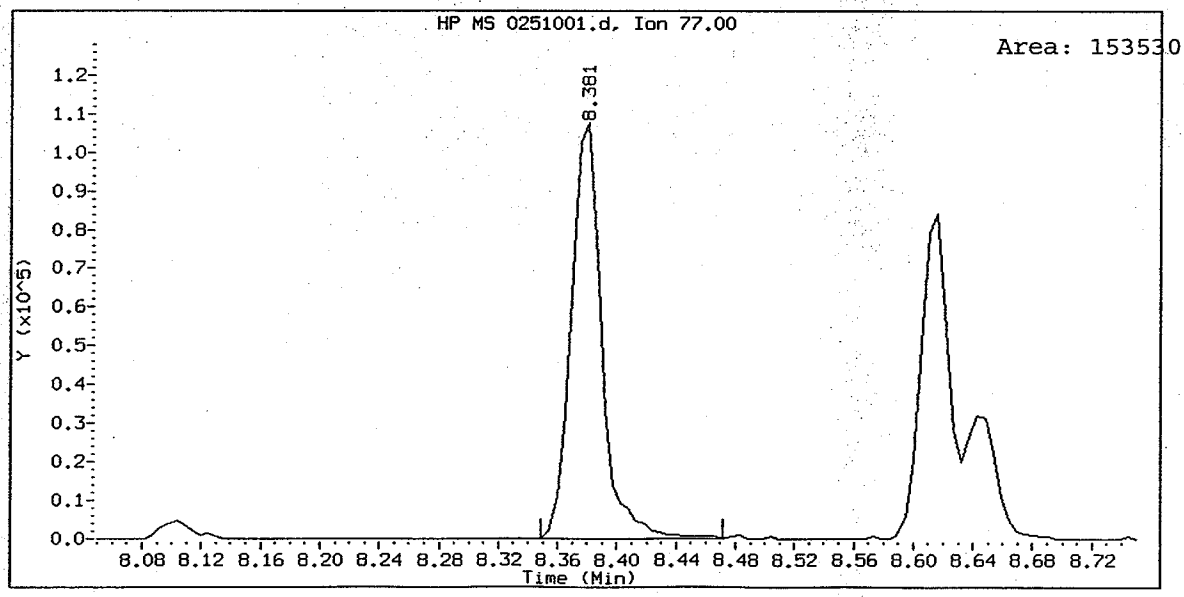

ABN 25, /chem3/nt4.i/20071001.b/0251001.d
2-Methylphenol Amount: 25.52

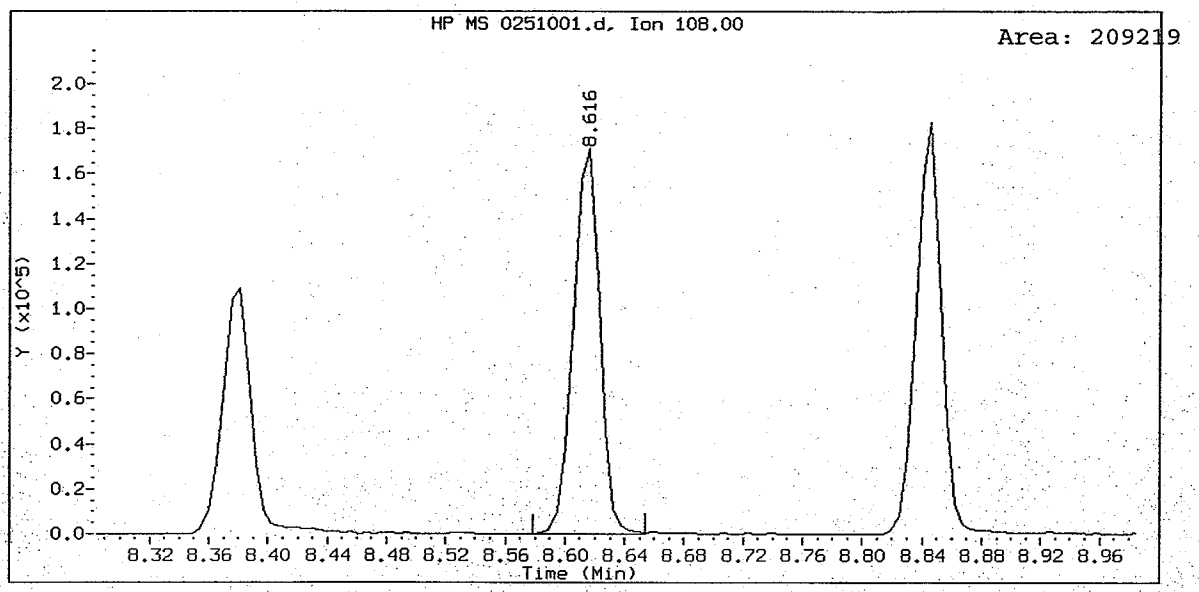

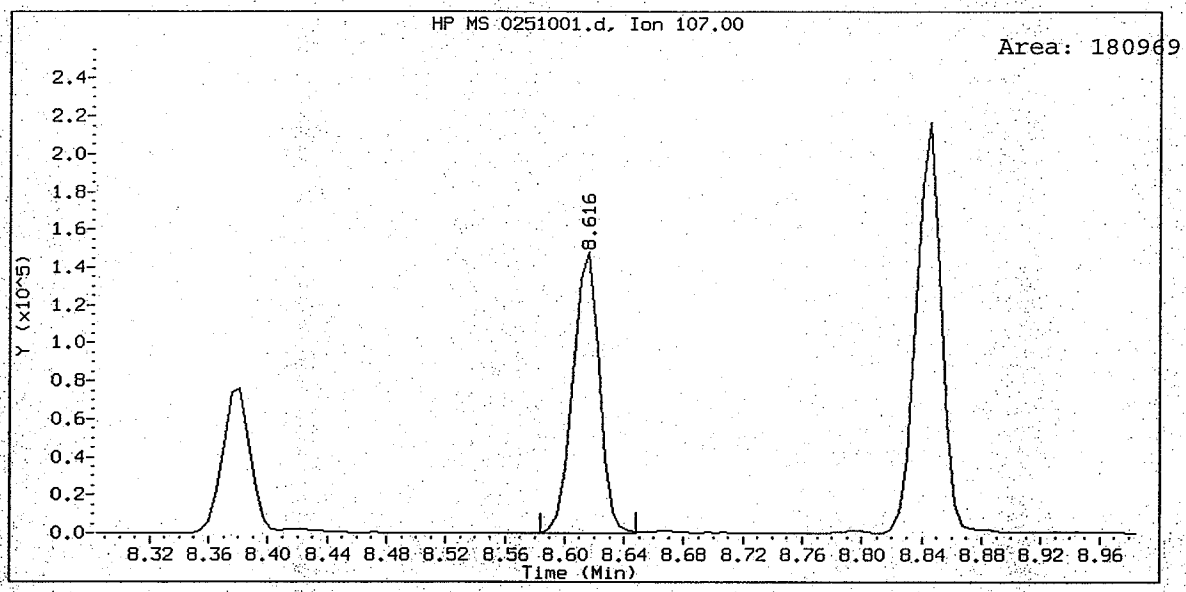

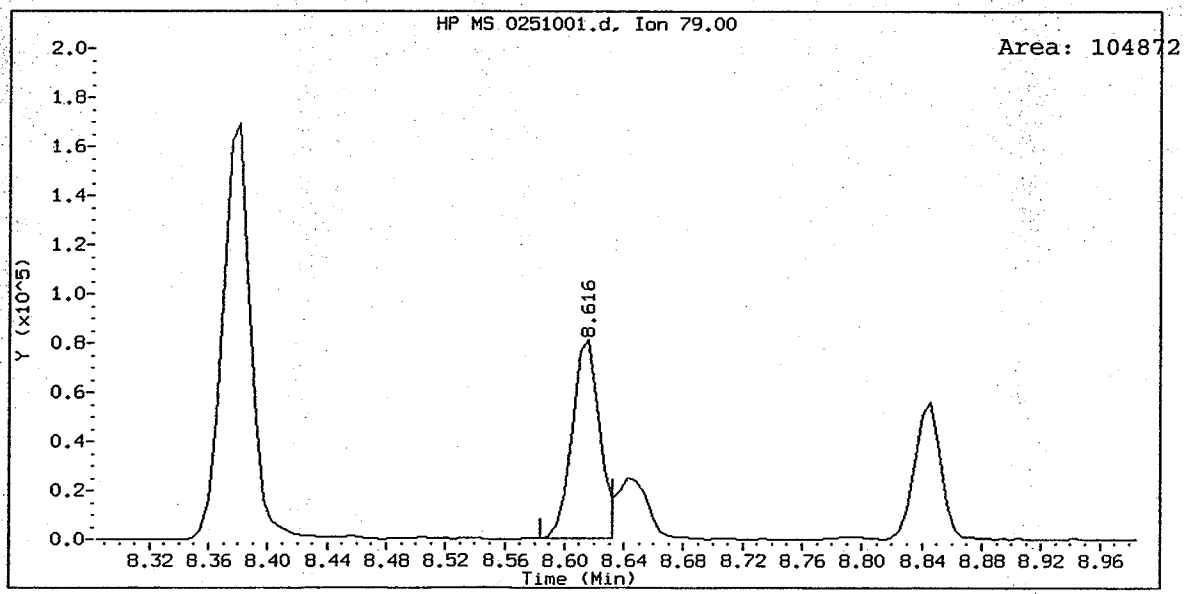

ABN 25, /chem3/nt4.i/20071001.b/0251001.d
Naphthalene-d8 Amount: 20.00

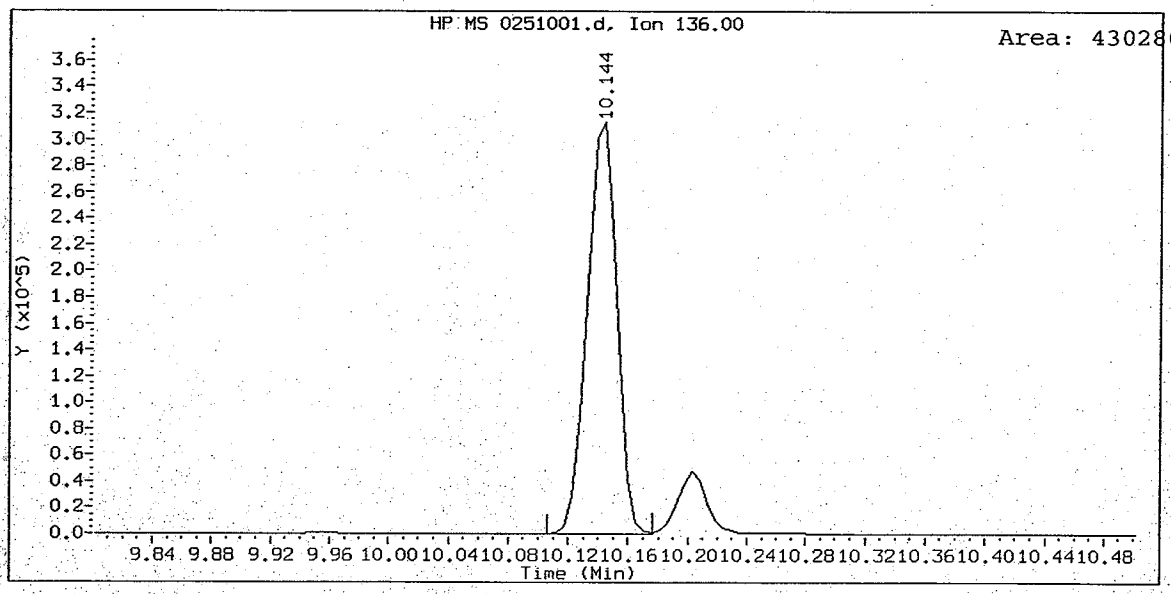

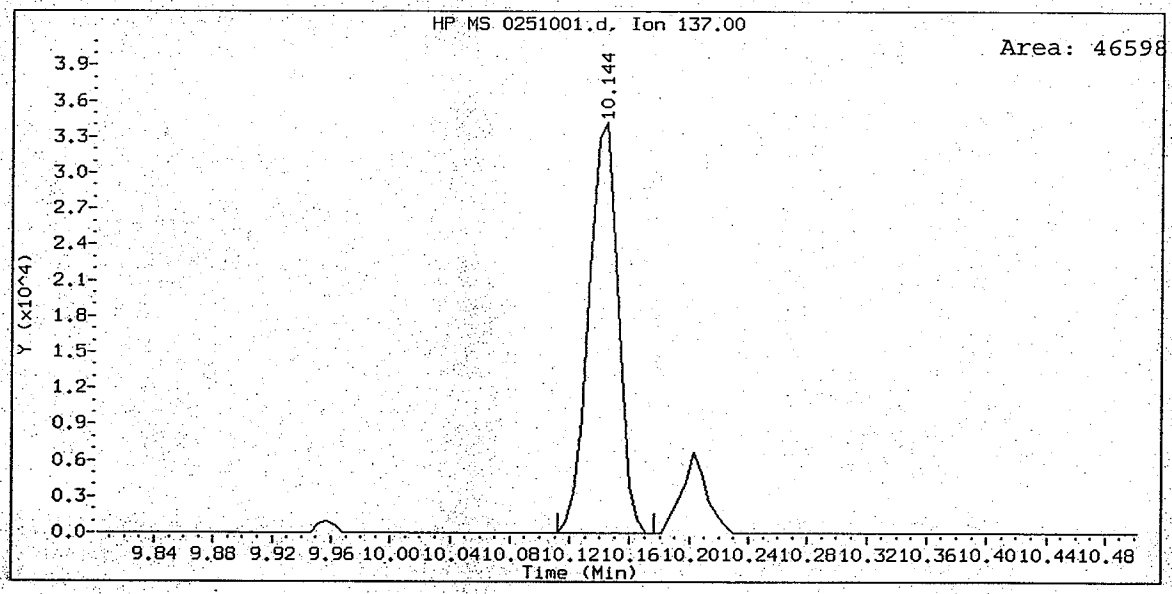

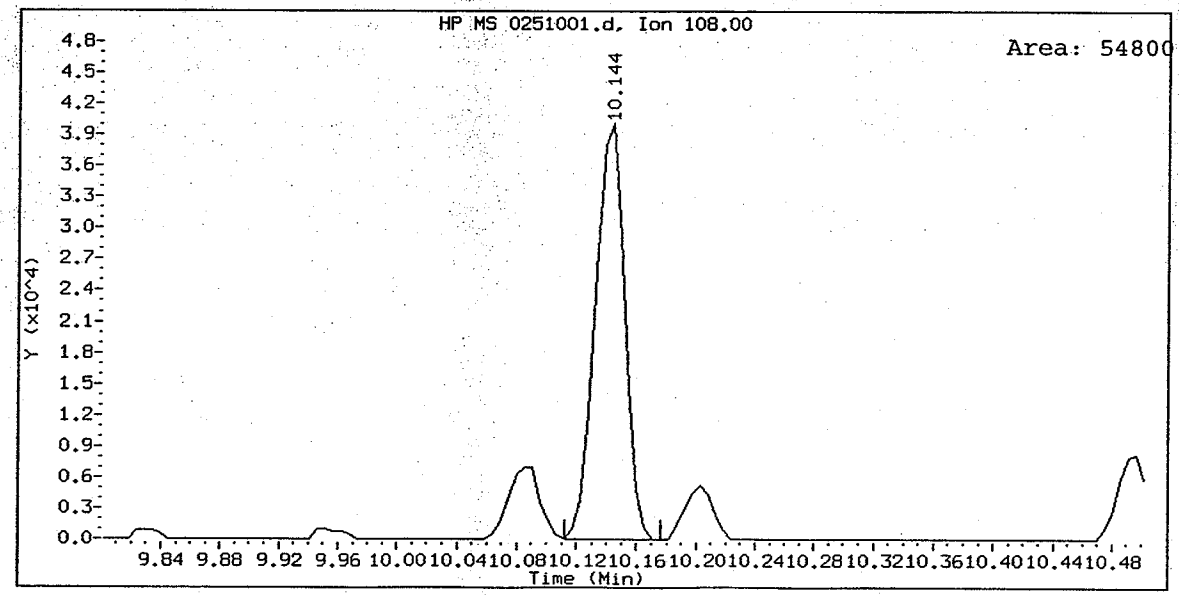

ABN 25, /chem3/nt4.i/20071001.b/0251001.d
Benzoic acid Amount: 52.41

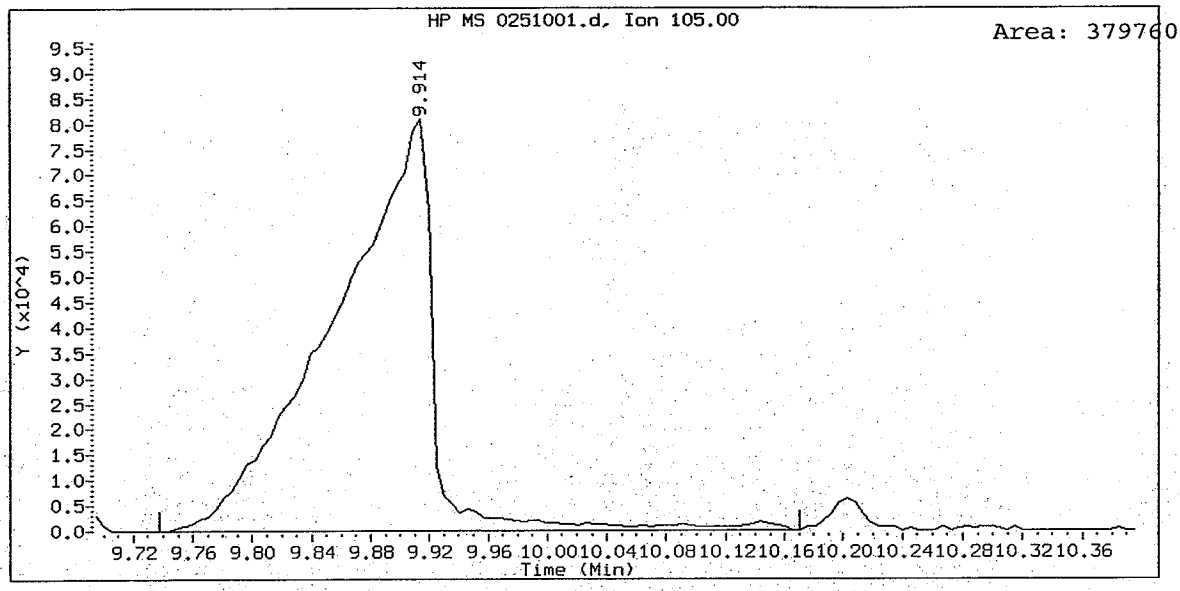

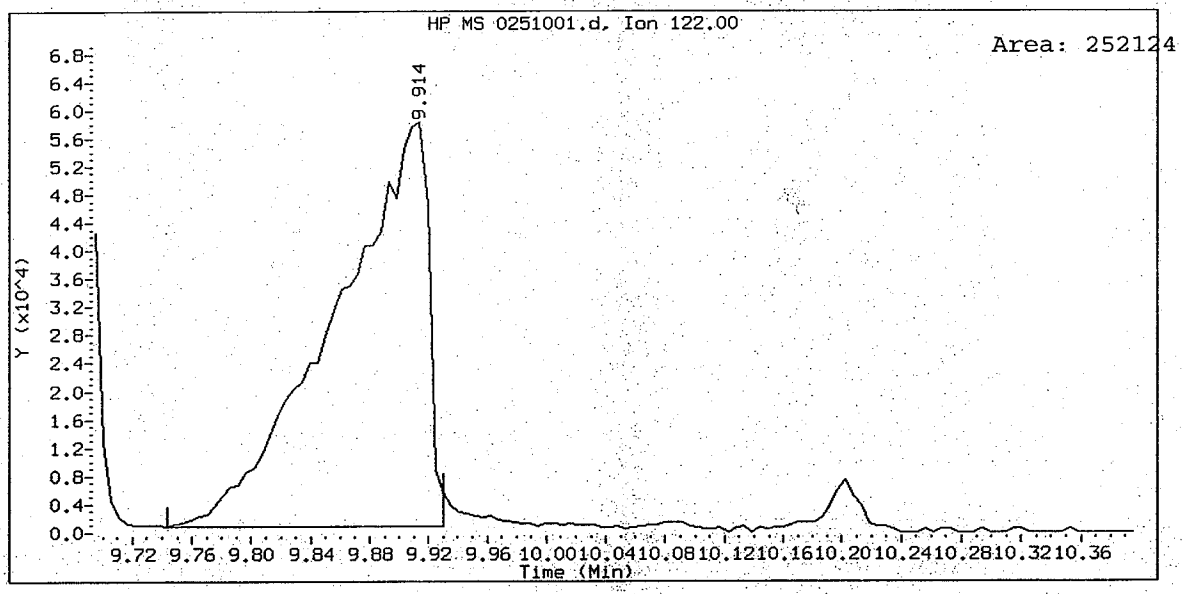

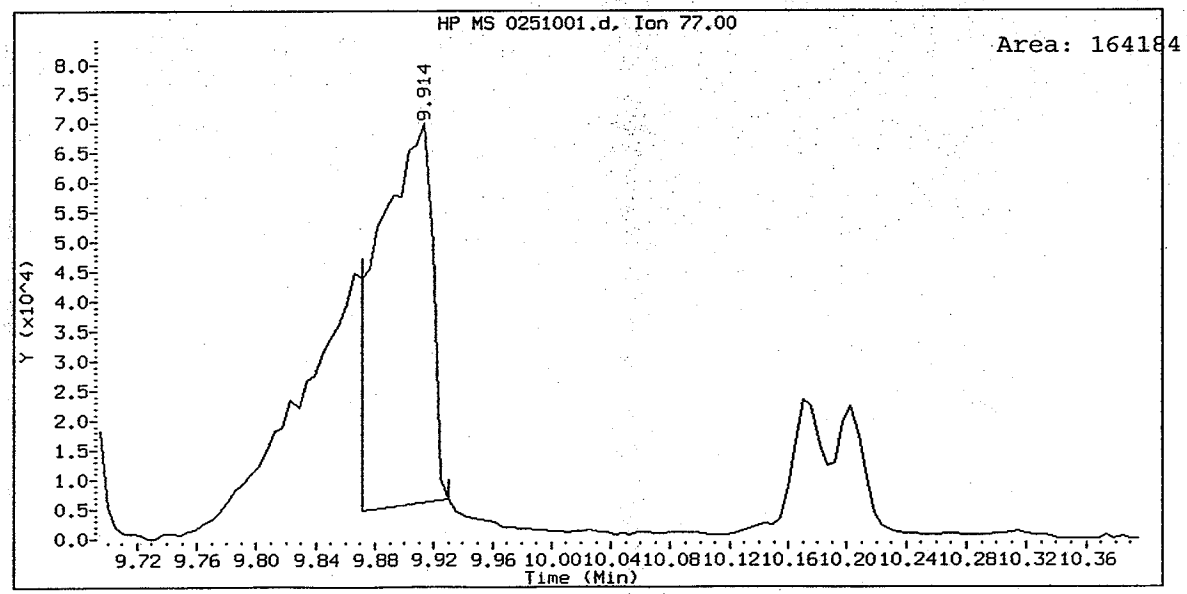

ABN 25, /chem3/nt4.i/20071001.b/0251001.d
4-Nitrophenol Amount: 27.91

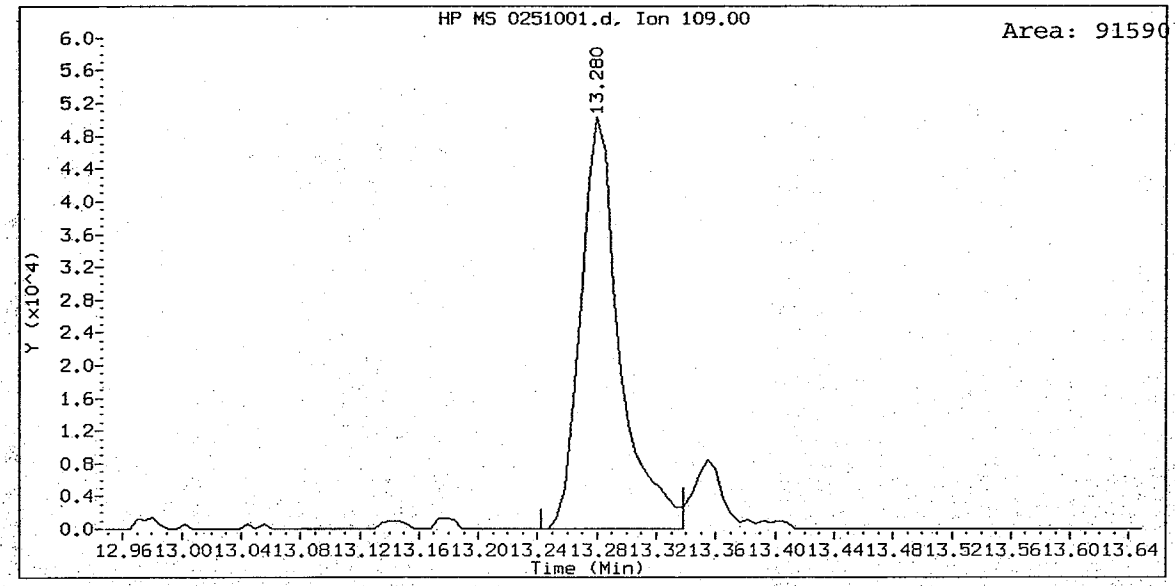

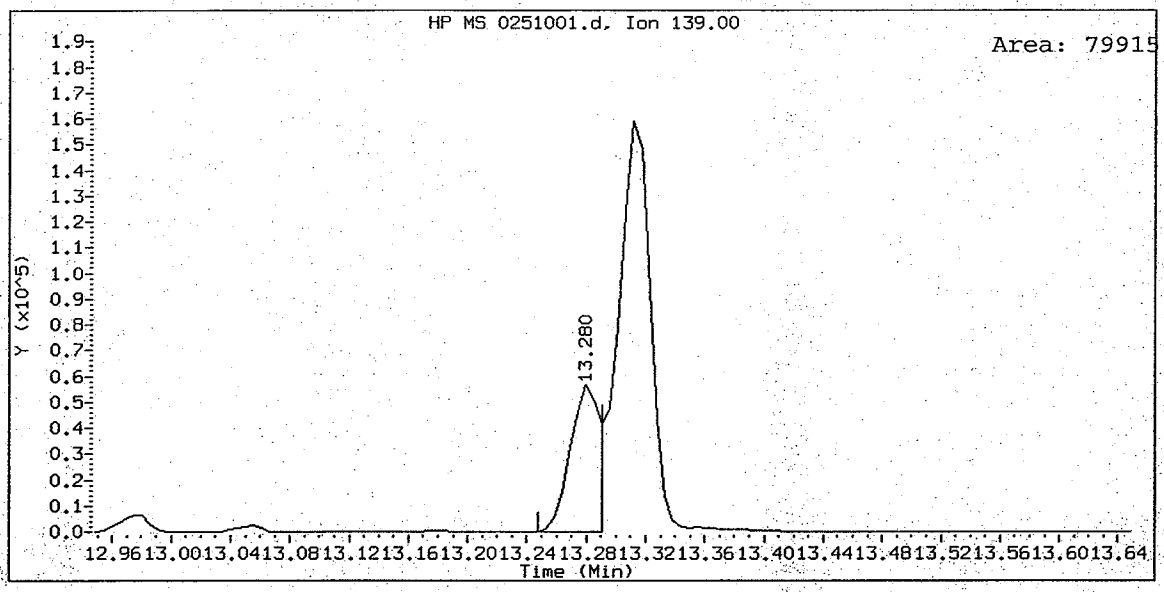

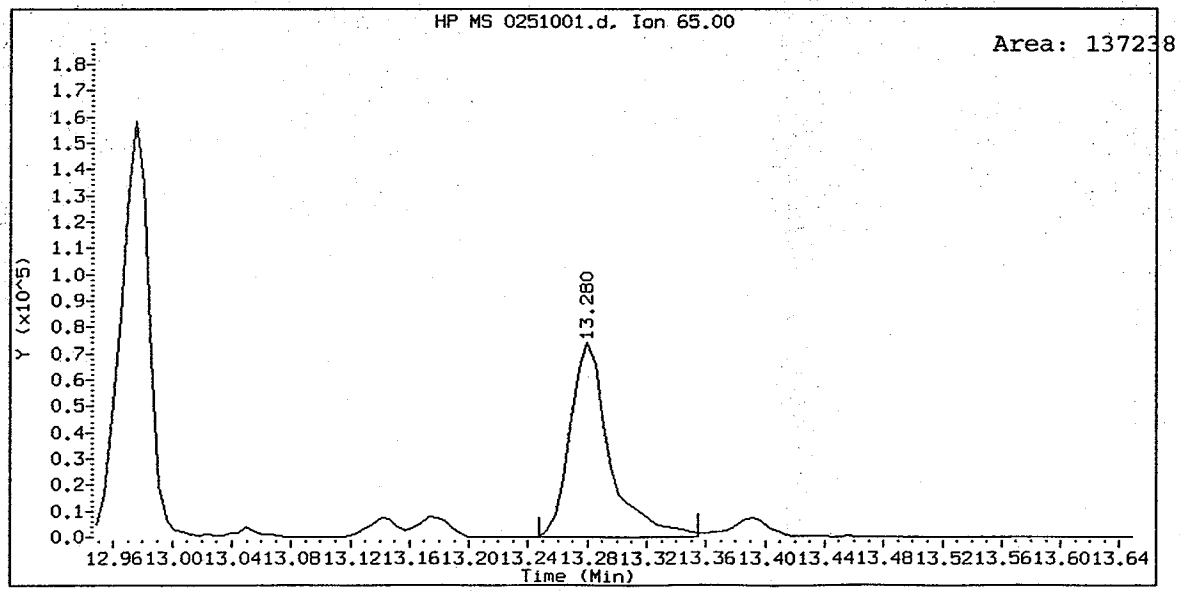

ABN 25, /chem3/nt4.i/20071001.b/0251001.d
N-Nitrosodimethylamine Amount: 24.90

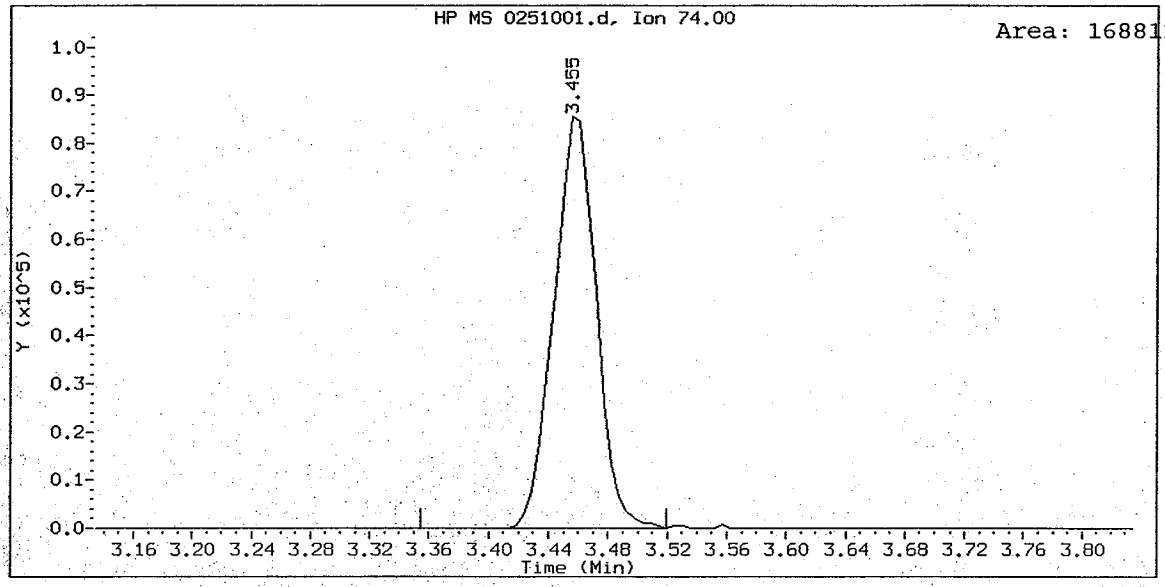

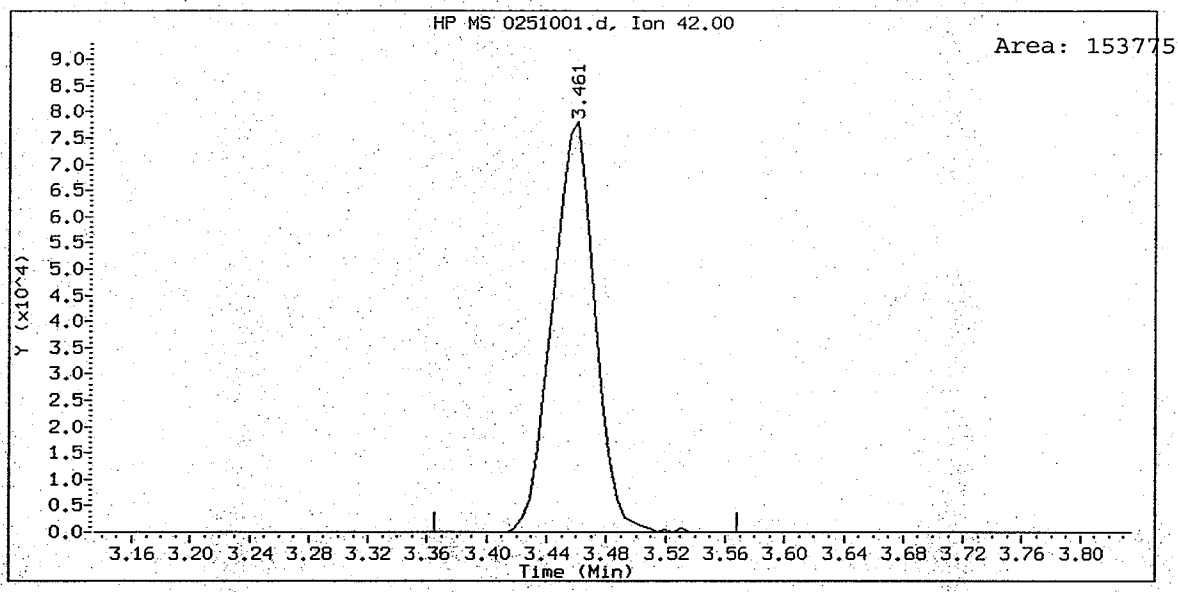

ABN 25, /chem3/nt4.i/20071001.b/0251001.d
Aniline Amount: 25.20

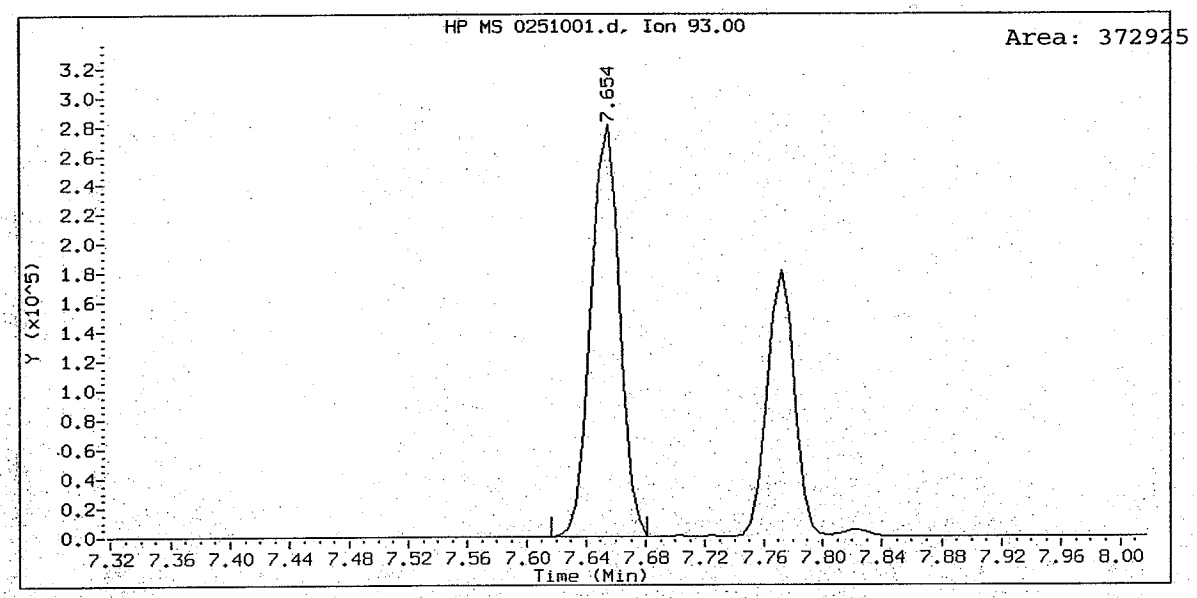

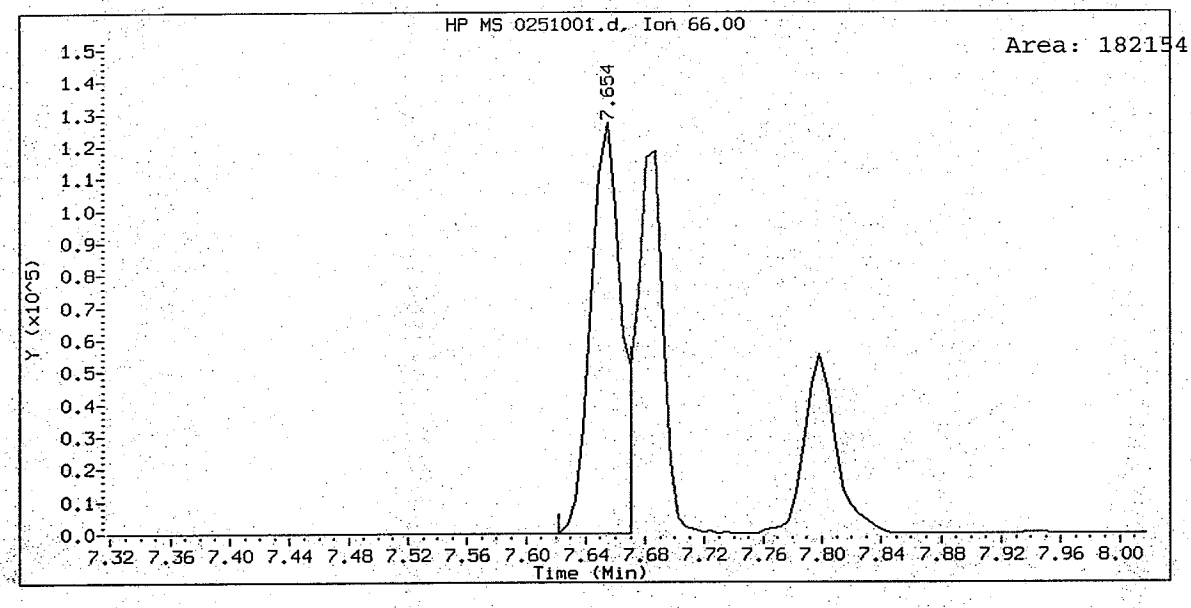

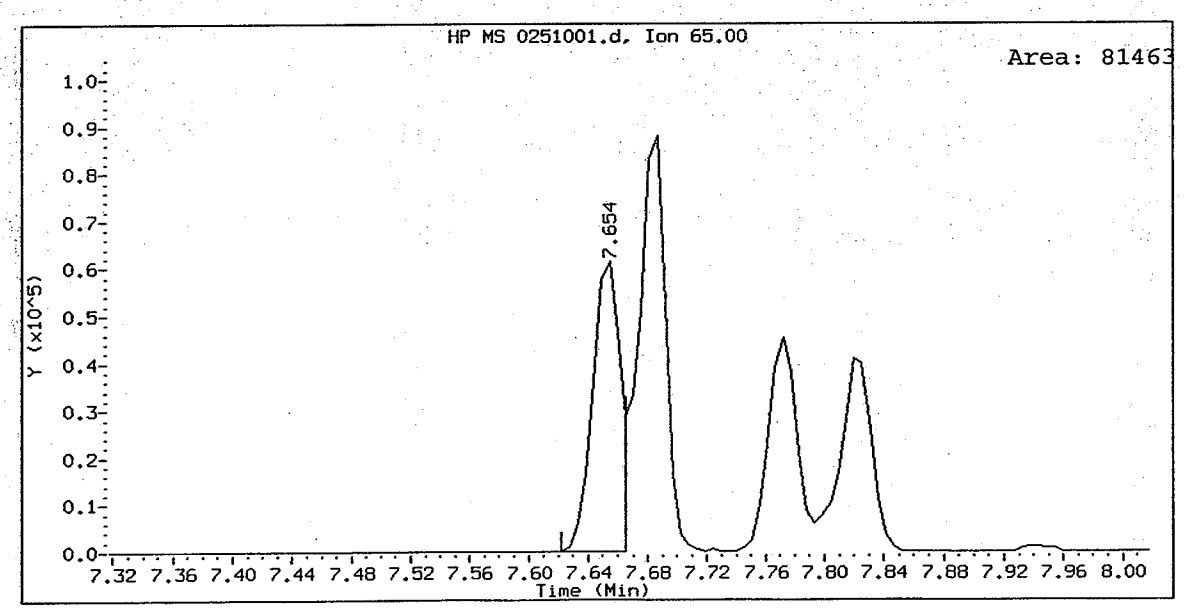

ABN 25, /chem3/nt4.i/20071001.b/0251001.d
Pyridine Amount: 25.50

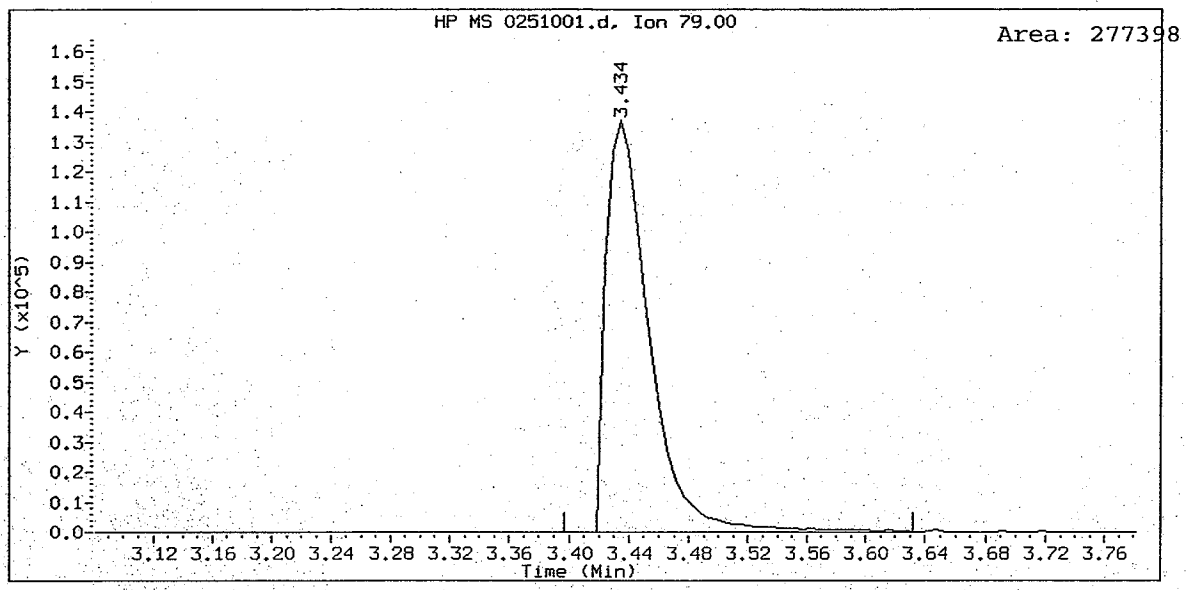

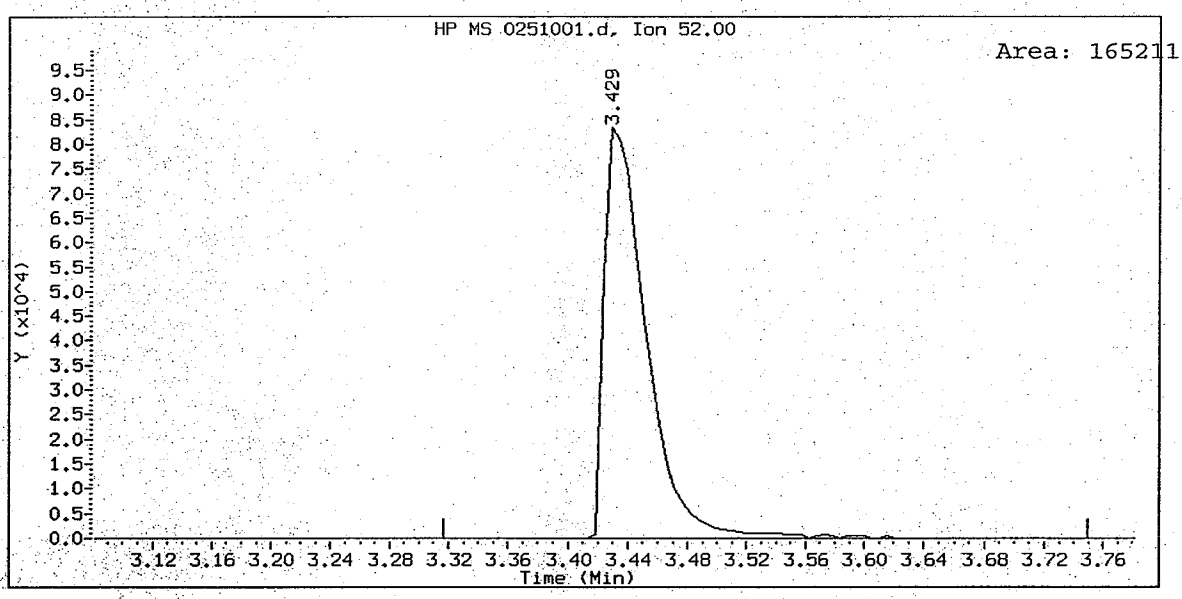

ABN 25, /chem3/nt4.i/20071001.b/0251001.d
2-Fluorophenol Amount: 25.74

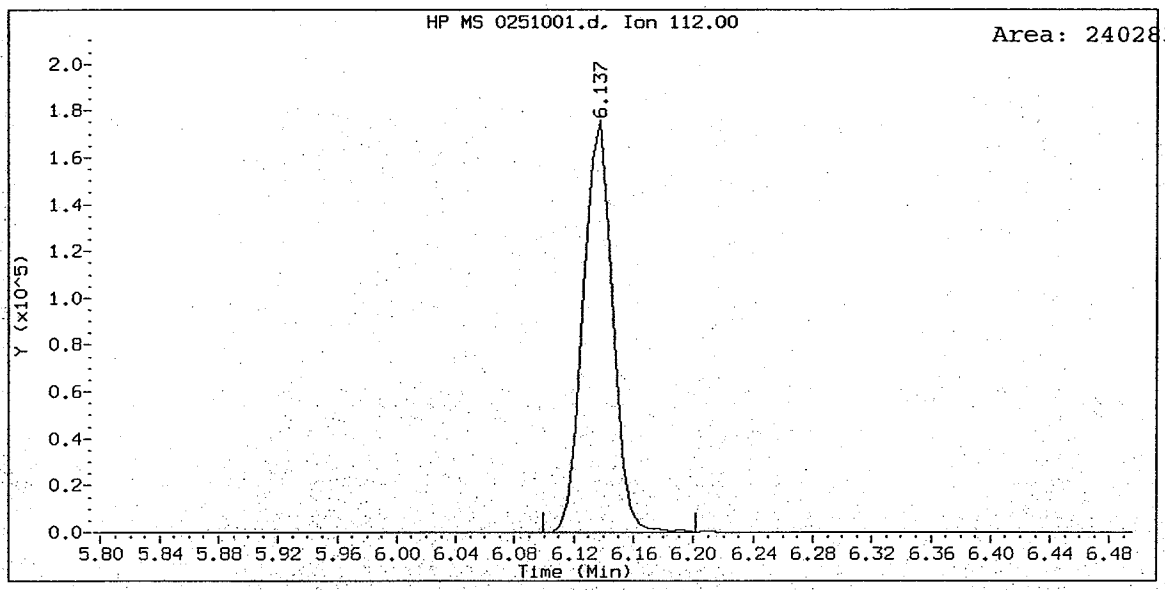

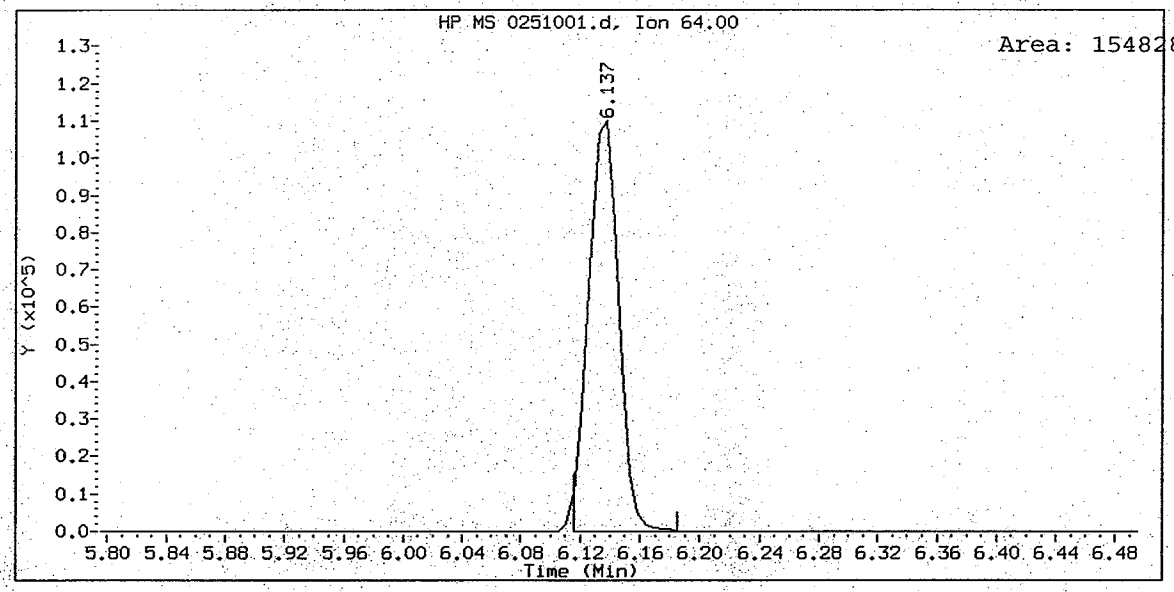

ABN 25, /chem3/nt4.i/20071001.b/0251001.d
Phenol-d5 Amount: 25.45

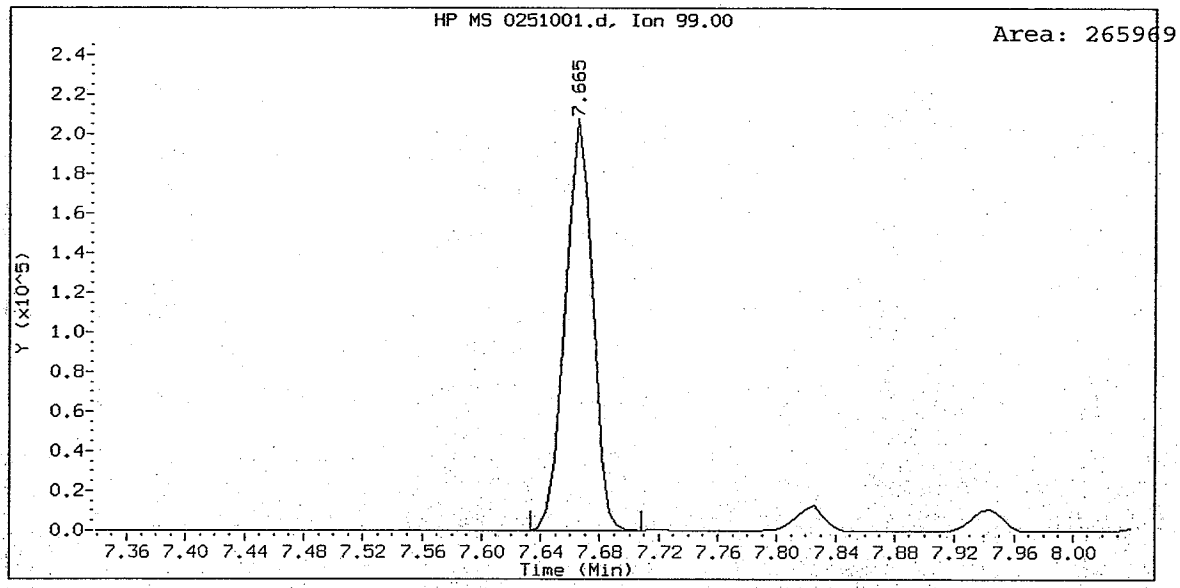

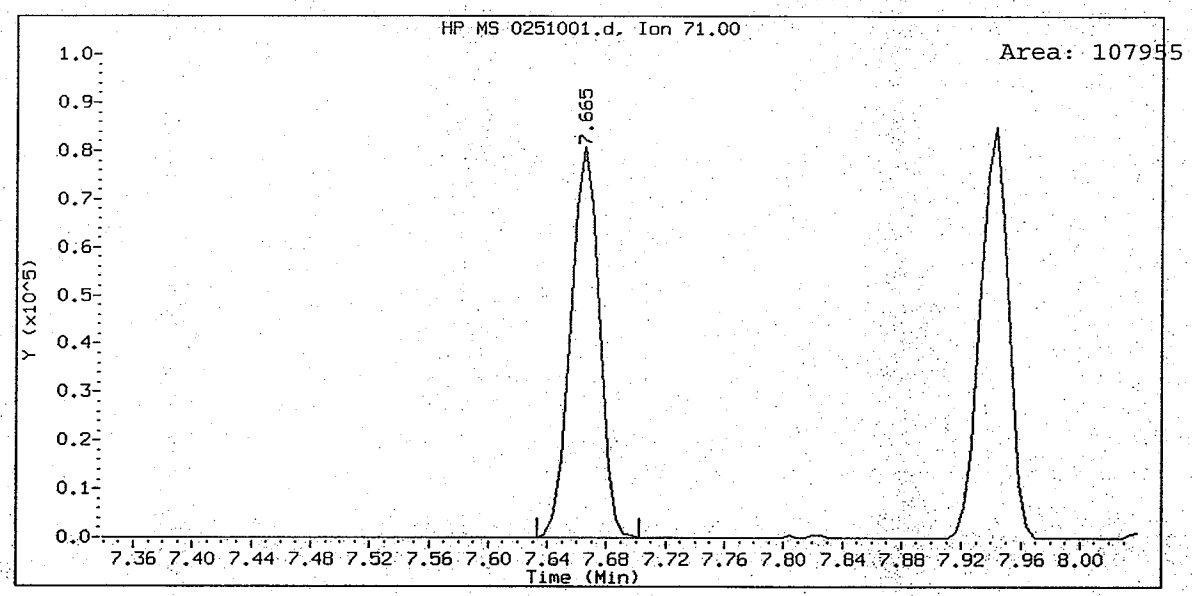

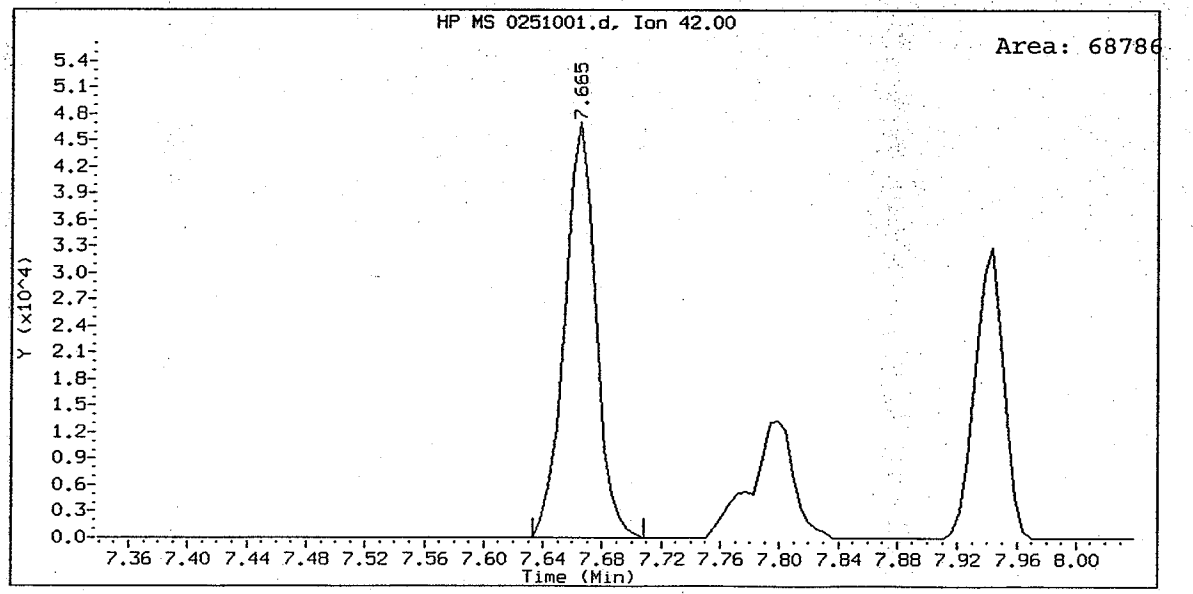

Analytical Resources Inc.
ABN by sw846 8270C
DDT Breakdown Report

Data file: /chem3/nt4.i/20071001.b/ddt.b/0251001.d ARI ID:
Method: /chem3/nt4.i/20071001.b/ddt.b/sw846ddt.m Misc:
Analysis Date: 01-OCT-2007 10:31 Instrument: nt4.i

LJT 10/1/07

COMPOUND	RT	AREA
Pentachlorophenol	15.192	81073
Benzidine	17.596	333112
4,4'-DDE	----	----
4,4'-DDD	18.520	2188
4,4'-DDT	18.996	259077

$$\text{DDT Percent Breakdown} = \frac{(\text{DDE Area} + \text{DDD Area}) * 100}{(\text{DDE Area} + \text{DDD Area} + \text{DDT Area})}$$

$$\text{DDT Percent Breakdown} = \frac{(0 + 2188) * 100}{(0 + 2188 + 259077)}$$

DDT Percent Breakdown = 0.8 %

Data File: /chem3/nt4.i/20071001.b/ddt.b/0251001.d
Injection Date: 01-OCT-2007 10:31
Instrument: nt4.i
Client Sample ID:

Compound: Pentachlorophenol
CAS Number: 87-86-5

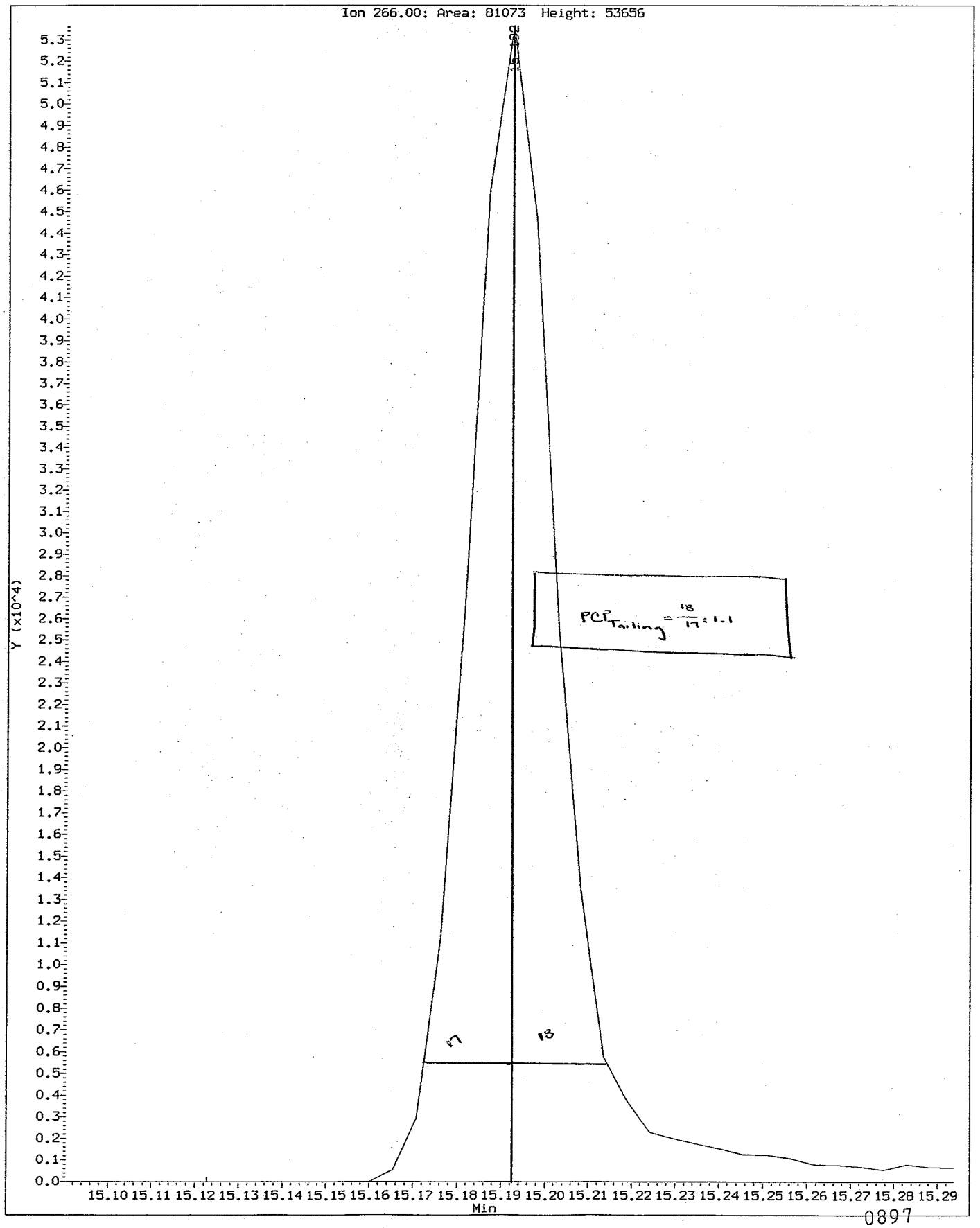

Data File: /chem3/nt4.i/20071001.b/ddt.b/0251001.d
Injection Date: 01-OCT-2007 10:31
Instrument: nt4.i
Client Sample ID:

Compound: Benzidine
CAS Number:

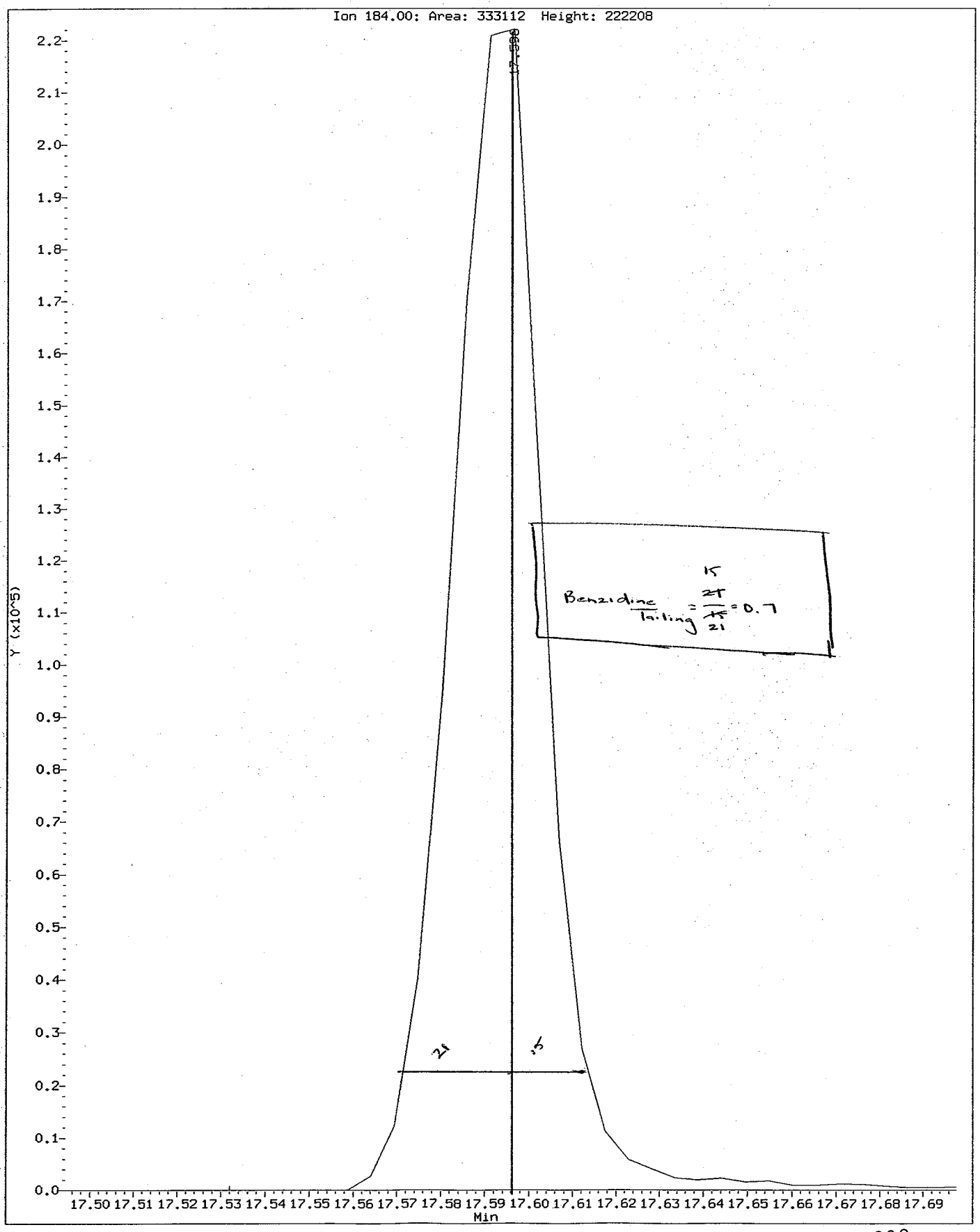

Analytical Resources, Inc.

Semivolatile Report SW846 Method 8270D

Data file : /chem3/nt4.i/20071001.b/0401001.d
Lab Smp Id: ABN 40 Client Smp ID: ABN 40
Inj Date : 01-OCT-2007 12:12
Operator : VTS Inst ID: nt4.i
Smp Info : ABN 40
Misc Info :
Comment : 1ul Injection
Method : /chem3/nt4.i/20071001.b/SW846.m
Meth Date : 02-Oct-2007 10:17 jeff Quant Type: ISTD
Cal Date : 01-OCT-2007 12:12 Cal File: 0401001.d
Als bottle: 4 Calibration Sample, Level: 5
Dil Factor: 1.00000
Integrator: HP RTE Compound Sublist: ICAL.sub
Target Version: 3.50

	Compounds	QUANT SIG MASS	RT	EXP RT	REL RT	RESPONSE	AMOUNTS CAL-AMT (ug/mL)	AMOUNTS ON-COL (ug/mL)
$	1 2-Fluorophenol	112	6.137	6.144	(0.757)	366826	40.0000	39.66
$	2 Phenol-d5	99	7.670	7.687	(0.947)	409416	40.0000	39.55
	3 Phenol	94	7.692	7.709	(0.949)	472822	40.0000	38.46
$	5 2-Chlorophenol-d4	132	7.799	7.810	(0.962)	301050	40.0000	39.21
	4 Bis(2-Chloroethyl)ether	93	7.777	7.784	(0.960)	362606	40.0000	38.27
	6 2-Chlorophenol	128	7.825	7.837	(0.966)	338352	40.0000	38.23
	7 1,3-Dichlorobenzene	146	8.039	8.051	(0.992)	343876	40.0000	37.96
*	8 1,4-Dichlorobenzene-d4	152	8.103	8.110	(1.000)	109297	20.0000	
	9 1,4-Dichlorobenzene	146	8.130	8.136	(1.003)	348109	40.0000	38.13
$	10 1,2-Dichlorobenzene-d4	152	8.402	8.409	(1.037)	190975	40.0000	38.65
	12 1,2-Dichlorobenzene	146	8.424	8.430	(1.040)	327739	40.0000	38.33
	11 Benzyl alcohol	108	8.381	8.398	(1.034)	227978	40.0000	40.64
	14 2,2'-oxybis(1-Chloropropane)	45	8.648	8.654	(1.067)	449271	40.0000	39.08
	13 2-Methylphenol	108	8.616	8.633	(1.063)	325847	40.0000	40.12(M)
	17 Hexachloroethane	117	8.910	8.916	(1.100)	165979	40.0000	40.03
	16 N-Nitroso-di-n-propylamine	70	8.862	8.884	(1.094)	290171	40.0000	38.67
	15 4-Methylphenol	108	8.851	8.863	(1.092)	341837	40.0000	41.35
$	18 Nitrobenzene-d5	82	9.033	9.044	(0.890)	438549	40.0000	38.27
	19 Nitrobenzene	77	9.059	9.071	(0.893)	473432	40.0000	37.28
	20 Isophorone	82	9.444	9.461	(0.931)	785163	40.0000	39.19
	21 2-Nitrophenol	139	9.572	9.584	(0.944)	191637	40.0000	39.95
	22 2,4-Dimethylphenol	107	9.684	9.696	(0.955)	410145	40.0000	40.39
	23 Bis(2-Chloroethoxy)methane	93	9.834	9.846	(0.969)	463983	40.0000	38.59
	24 Benzoic acid	105	9.957	10.043	(0.982)	663868	80.0000	90.73(M)
	25 2,4-Dichlorophenol	162	9.957	9.969	(0.982)	275335	40.0000	40.17
	26 1,2,4-Trichlorobenzene	180	10.090	10.091	(0.995)	312494	40.0000	38.57
*	27 Naphthalene-d8	136	10.144	10.150	(1.000)	434450	20.0000	

	Compounds	QUANT SIG MASS	RT	EXP RT	REL RT	RESPONSE	AMOUNTS CAL-AMT (ug/mL)	AMOUNTS ON-COL (ug/mL)
	28 Naphthalene	128	10.176	10.182	(1.003)	1009496	40.0000	37.85
	29 4-Chloroaniline	127	10.315	10.326	(1.017)	434381	40.0000	38.66
	30 Hexachlorobutadiene	225	10.496	10.497	(1.035)	180952	40.0000	38.58
	31 4-Chloro-3-methylphenol	107	11.127	11.133	(1.097)	350757	40.0000	41.44
	32 2-Methylnaphthalene	141	11.292	11.299	(1.113)	522806	40.0000	38.48
	33 Hexachlorocyclopentadiene	237	11.677	11.678	(0.898)	184427	40.0000	42.37
	34 2,4,6-Trichlorophenol	196	11.811	11.817	(0.908)	190158	40.0000	39.50
	35 2,4,5-Trichlorophenol	196	11.864	11.870	(0.912)	203885	40.0000	39.57
$	36 2-Fluorobiphenyl	172	11.939	11.945	(0.918)	633295	40.0000	38.18
	37 2-Chloronaphthalene	162	12.072	12.079	(0.928)	593248	40.0000	37.79
	38 2-Nitroaniline	65	12.302	12.314	(0.946)	268114	40.0000	39.27
	39 Dimethylphthalate	163	12.681	12.693	(0.975)	656407	40.0000	38.42
	40 Acenaphthylene	152	12.751	12.757	(0.981)	911396	40.0000	38.79
	41 2,6-Dinitrotoluene	165	12.772	12.784	(0.982)	151171	40.0000	38.71
*	42 Acenaphthene-d10	164	13.002	13.008	(1.000)	240213	20.0000	
	43 3-Nitroaniline	138	12.980	12.998	(0.998)	185370	40.0000	40.37
	44 Acenaphthene	153	13.055	13.062	(1.004)	593861	40.0000	38.08
	45 2,4-Dinitrophenol	184	13.151	13.169	(1.012)	213049	80.0000	97.97
	46 Dibenzofuran	168	13.317	13.329	(1.024)	763921	40.0000	37.61
	47 4-Nitrophenol	109	13.285	13.297	(1.022)	139188	40.0000	42.91 (M)
	48 2,4-Dinitrotoluene	165	13.397	13.409	(1.030)	200220	40.0000	38.78
	50 Diethylphthalate	149	13.841	13.852	(1.064)	648616	40.0000	38.70
	49 Fluorene	166	13.873	13.879	(1.067)	661898	40.0000	38.19
	51 4-Chlorophenyl-phenylether	204	13.894	13.900	(1.069)	319686	40.0000	37.61
	52 4-Nitroaniline	138	13.979	14.007	(1.075)	185819	40.0000	40.52
	53 4,6-Dinitro-2-methylphenol	198	14.054	14.077	(0.914)	267976	80.0000	88.92
	54 N-Nitrosodiphenylamine	169	14.102	14.114	(0.917)	353185	40.0000	38.77
$	55 2,4,6-Tribromophenol	330	14.295	14.301	(1.099)	85278	40.0000	41.24
	56 4-Bromophenyl-phenylether	248	14.674	14.686	(0.954)	176221	40.0000	38.30
	57 Hexachlorobenzene	284	14.898	14.905	(0.969)	180634	40.0000	37.76
	58 Pentachlorophenol	266	15.192	15.204	(0.988)	118304	40.0000	42.32
*	59 Phenanthrene-d10	188	15.374	15.380	(1.000)	370656	20.0000	
	60 Phenanthrene	178	15.411	15.423	(1.002)	951826	40.0000	37.16
	61 Anthracene	178	15.486	15.492	(1.007)	974950	40.0000	37.64
	62 Carbazole	167	15.769	15.775	(1.026)	855500	40.0000	38.60
	63 Di-n-butylphthalate	149	16.485	16.491	(1.072)	1049219	40.0000	39.38
	64 Fluoranthene	202	17.350	17.357	(1.129)	1059807	40.0000	38.21
	65 Pyrene	202	17.703	17.715	(0.899)	1099382	40.0000	39.72
$	66 Terphenyl-d14	244	18.018	18.025	(0.915)	648881	40.0000	40.61
	67 Butylbenzylphthalate	149	18.905	18.911	(0.960)	487690	40.0000	42.03
	68 Benzo(a)anthracene	228	19.663	19.675	(0.999)	1016542	40.0000	39.60
*	69 Chrysene-d12	240	19.690	19.702	(1.000)	345387	20.0000	
	70 3,3'-Dichlorobenzidine	252	19.674	19.686	(0.999)	351268	40.0000	38.54
	71 Chrysene	228	19.733	19.750	(1.002)	957143	40.0000	37.91
	72 bis(2-Ethylhexyl)phthalate	149	19.899	19.905	(0.955)	686939	40.0000	41.94
*	134 Di-n-octylphthalate-d4	153	20.833	20.840	(1.000)	519831	20.0000	
	73 Di-n-octylphthalate	149	20.844	20.851	(1.000)	1133455	40.0000	37.85

	Compounds	QUANT SIG MASS	RT	EXP RT	REL RT	RESPONSE	AMOUNTS CAL-AMT (ug/mL)	ON-COL (ug/mL)
74	Benzo(b)fluoranthene	252	21.320	21.347	(0.976)	949548	40.0000	37.81(H)
75	Benzo(k)fluoranthene	252	21.357	21.379	(0.978)	1046868	40.0000	39.46
76	Benzo(a)pyrene	252	21.768	21.791	(0.997)	892548	40.0000	39.91
* 77	Perylene-d12	264	21.843	21.849	(1.000)	368819	20.0000	
78	Indeno(1,2,3-cd)pyrene	276	23.366	23.393	(1.070)	1003513	40.0000	40.83
79	Dibenzo(a,h)anthracene	278	23.387	23.425	(1.071)	839003	40.0000	41.56
80	Benzo(g,h,i)perylene	276	23.788	23.826	(1.089)	896937	40.0000	40.51
90	N-Nitrosodimethylamine	74	3.461	3.483	(0.427)	259410	40.0000	38.62
103	Pyridine	79	3.429	3.430	(0.423)	422411	40.0000	39.20
91	Aniline	93	7.654	7.666	(0.945)	573323	40.0000	39.10
105	1-methylnaphthalene	141	11.463	11.470	(1.130)	526371	40.0000	38.25
93	Benzidine	184	17.596	17.602	(0.894)	445124	40.0000	38.58
111	Azobenzene (1,2-DP-Hydrazine)	77	14.150	14.157	(1.088)	883670	40.0000	38.00
144	alpha-Terpineol	59	10.208	10.214	(1.006)	302575	40.0000	39.17
143	1,4-Dioxane	88	Compound Not Detected.					
$ 137	d8-1,4-Dioxane	96	Compound Not Detected.					
133	Butylatedhydroxytoluene	205	13.178	13.185	(1.014)	505538	40.0000	37.34
115	Tributyl Phosphate	99	14.204	14.221	(0.924)	897573	40.0000	39.03
116	Dibutyl Phenyl Phosphate	175	15.929	15.930	(1.036)	507806	40.0000	40.36
117	Butyl Diphenyl Phosphate	94	17.612	17.619	(0.894)	224577	40.0000	41.51
118	Triphenyl Phosphate	326	19.215	19.226	(0.976)	156519	40.0000	41.14
123	Acetophenone	105	8.798	8.809	(1.086)	460913	40.0000	39.06
170	Pentachlorobenzene	250	13.360	13.366	(1.028)	211579	40.0000	36.59

QC Flag Legend

M - Compound response manually integrated.
H - Operator selected an alternate compound hit.

Analytical Resources, Inc.

INTERNAL STANDARD COMPOUNDS
AREA AND RT SUMMARY

Instrument ID: nt4.i
Lab File ID: 0401001.d
Lab Smp Id: ABN 40
Analysis Type: SV
Quant Type: ISTD
Operator: VTS
Method File: /chem3/nt4.i/20071001.b/SW846.m
Misc Info:

Calibration Date: 01-OCT-2007
Calibration Time: 10:31
Client Smp ID: ABN 40
Level:
Sample Type:

		AREA LIMIT			
COMPOUND	STANDARD	LOWER	UPPER	SAMPLE	%DIFF
8 1,4-Dichlorobenze	110324	55162	220648	109297	-0.93
27 Naphthalene-d8	430280	215140	860560	434450	0.97
42 Acenaphthene-d10	242988	121494	485976	240213	-1.14
59 Phenanthrene-d10	380514	190257	761028	370656	-2.59
69 Chrysene-d12	406554	203277	813108	345387	-15.05
134 Di-n-octylphthala	598971	299486	1197942	519831	-13.21
77 Perylene-d12	429313	214656	858626	368819	-14.09

		RT LIMIT			
COMPOUND	STANDARD	LOWER	UPPER	SAMPLE	%DIFF
8 1,4-Dichlorobenze	8.10	7.60	8.60	8.10	0.00
27 Naphthalene-d8	10.14	9.64	10.64	10.14	0.00
42 Acenaphthene-d10	13.00	12.50	13.50	13.00	0.00
59 Phenanthrene-d10	15.37	14.87	15.87	15.37	0.00
69 Chrysene-d12	19.69	19.19	20.19	19.69	0.00
134 Di-n-octylphthala	20.83	20.33	21.33	20.83	0.00
77 Perylene-d12	21.84	21.34	22.34	21.84	0.00

AREA UPPER LIMIT = +100% of internal standard area.
AREA LOWER LIMIT = - 50% of internal standard area.
RT UPPER LIMIT = + 0.50 minutes of internal standard RT.
RT LOWER LIMIT = - 0.50 minutes of internal standard RT.

Data File: /chem3/nt4.i/20071001.b/0401001.d
Date : 01-OCT-2007 12:12
Client ID: ABN 40
Sample Info: ABN 40

Instrument: nt4.i
Operator: VTS
Column diameter: 0.32

Column phase: ZB-5

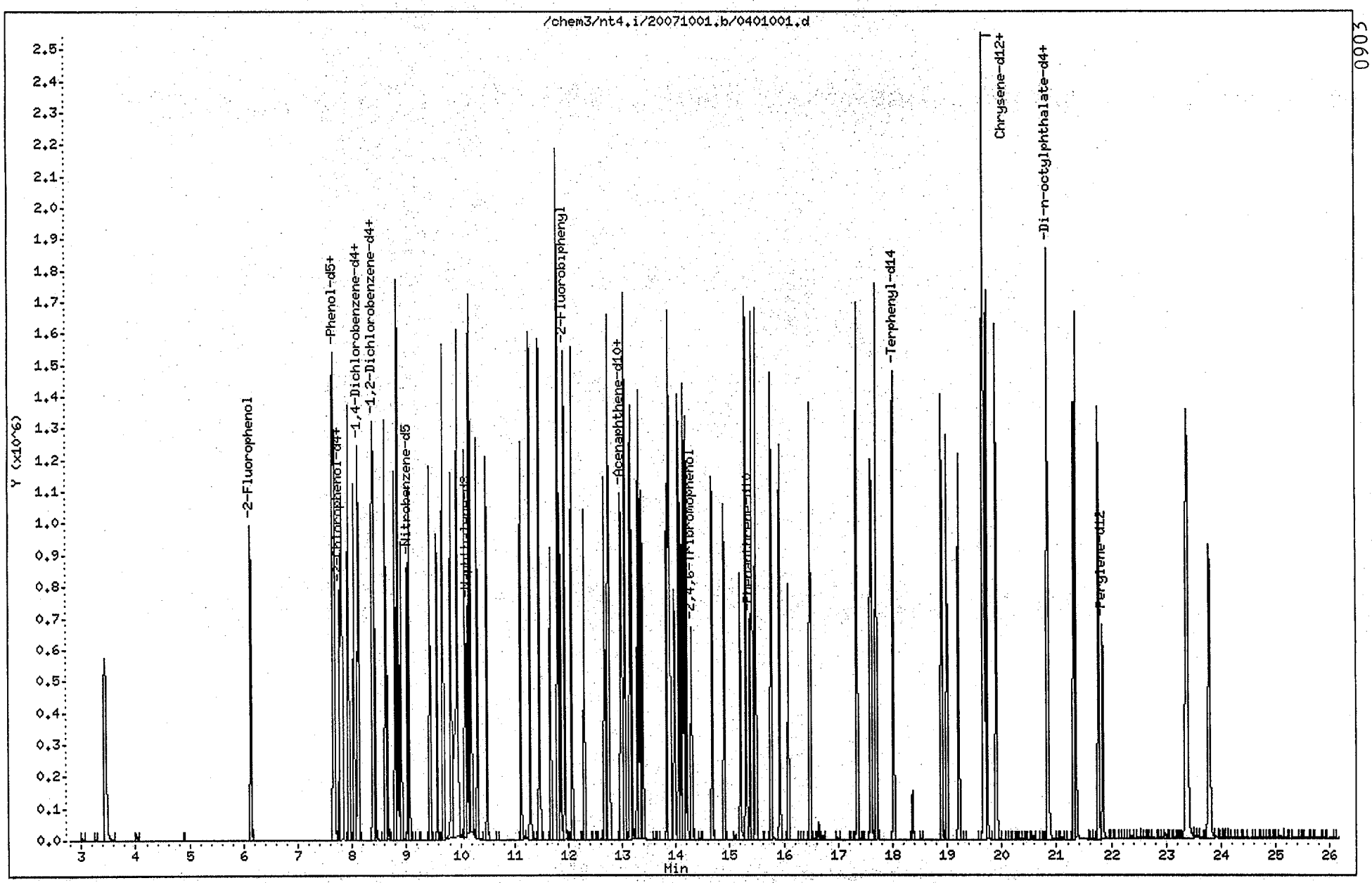

ABN 40, /chem3/nt4.i/20071001.b/0401001.d
2-Methylphenol Amount: 40.12

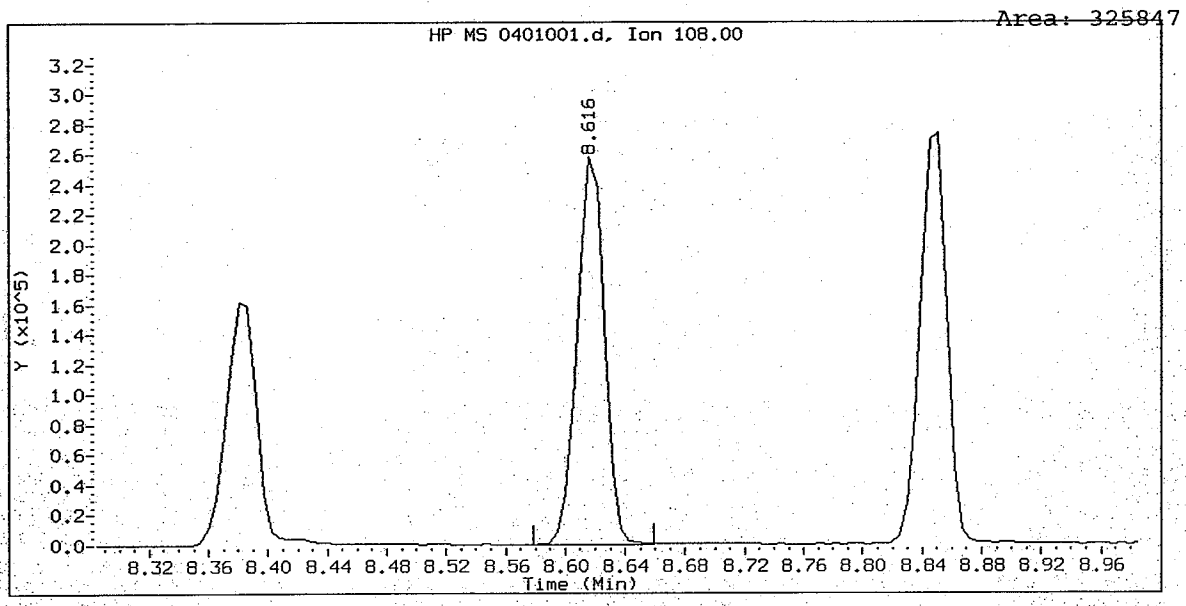

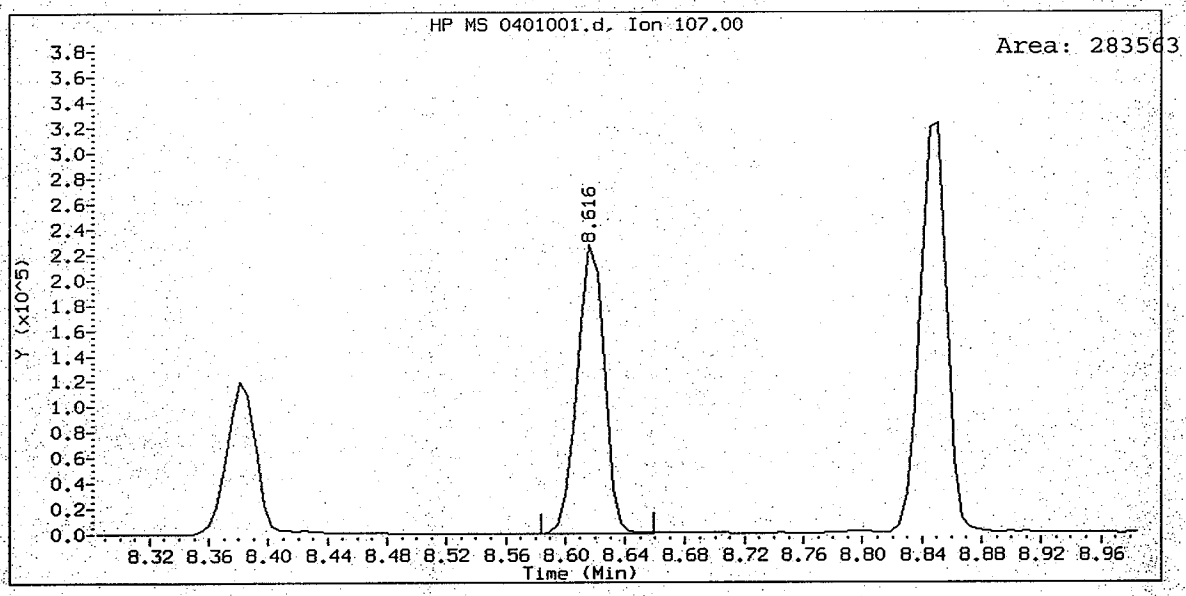

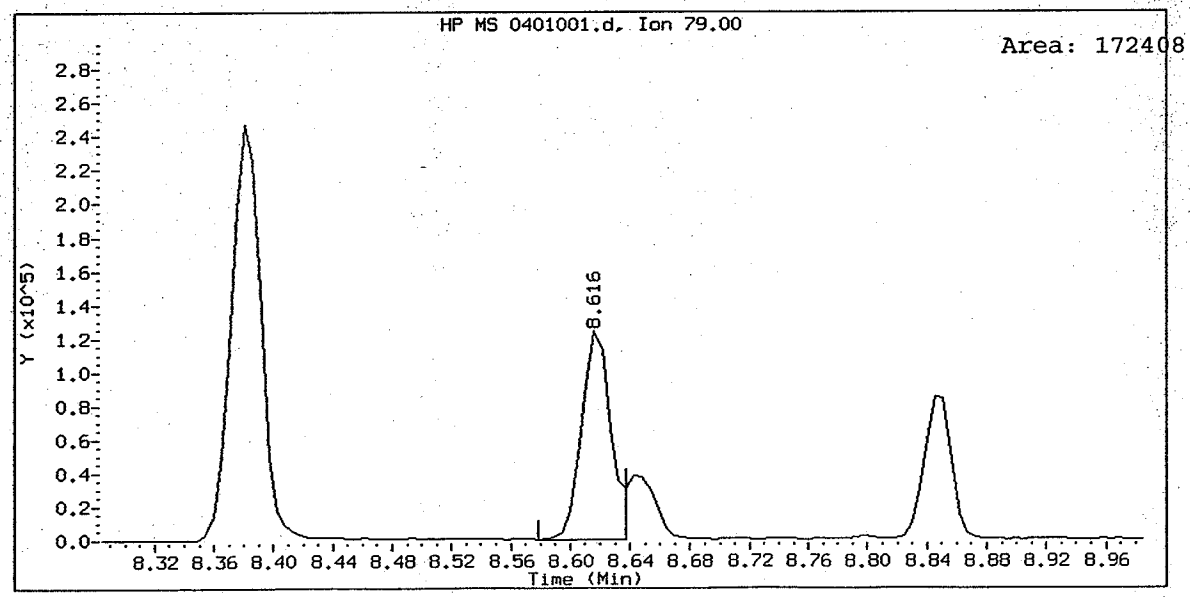

ABN 40, /chem3/nt4.i/20071001.b/0401001.d
Benzoic acid Amount: 90.73

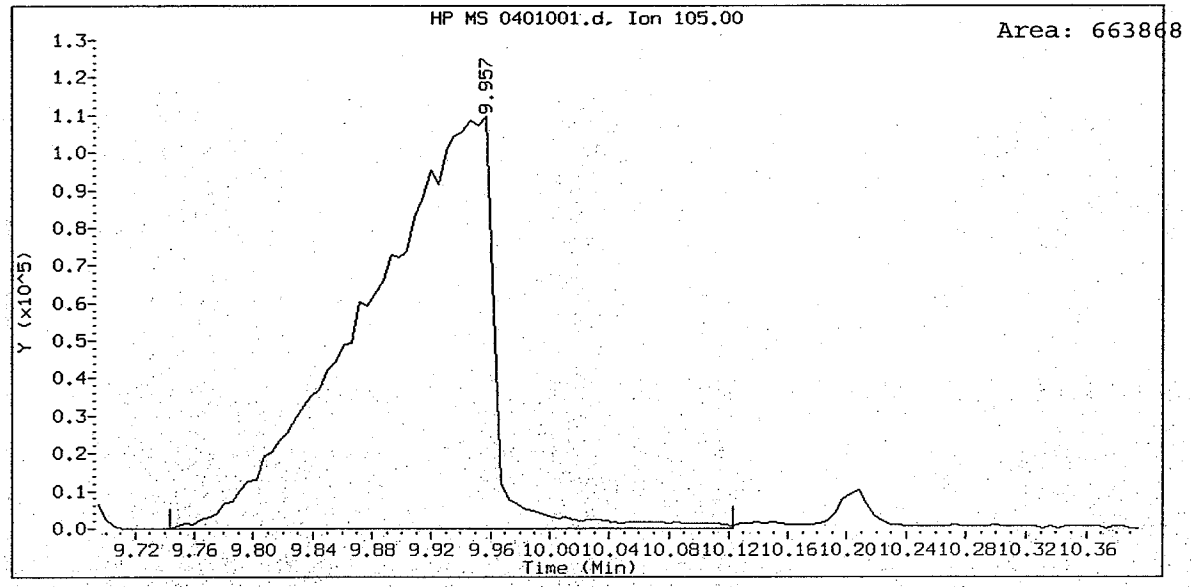

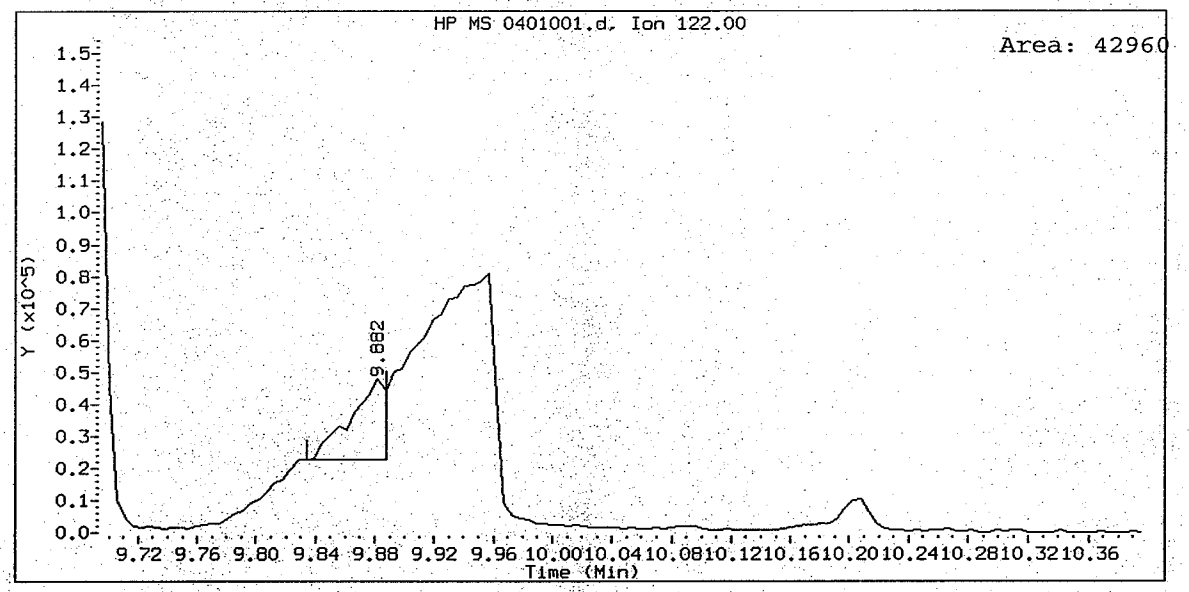

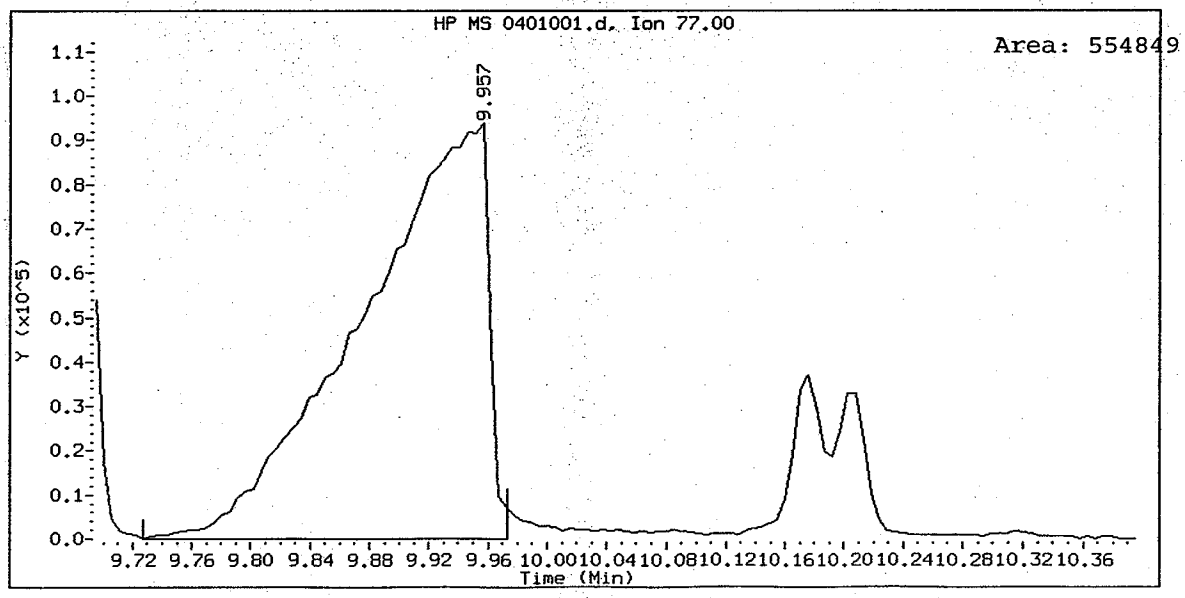

ABN 40, /chem3/nt4.i/20071001.b/0401001.d
4-Nitrophenol Amount: 42.91

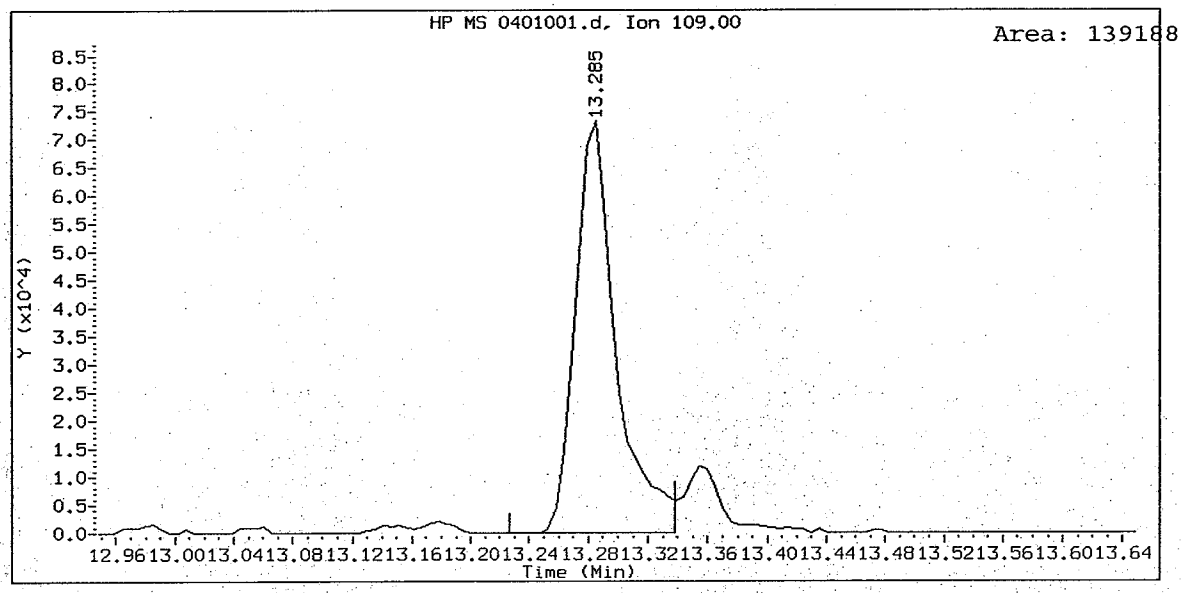

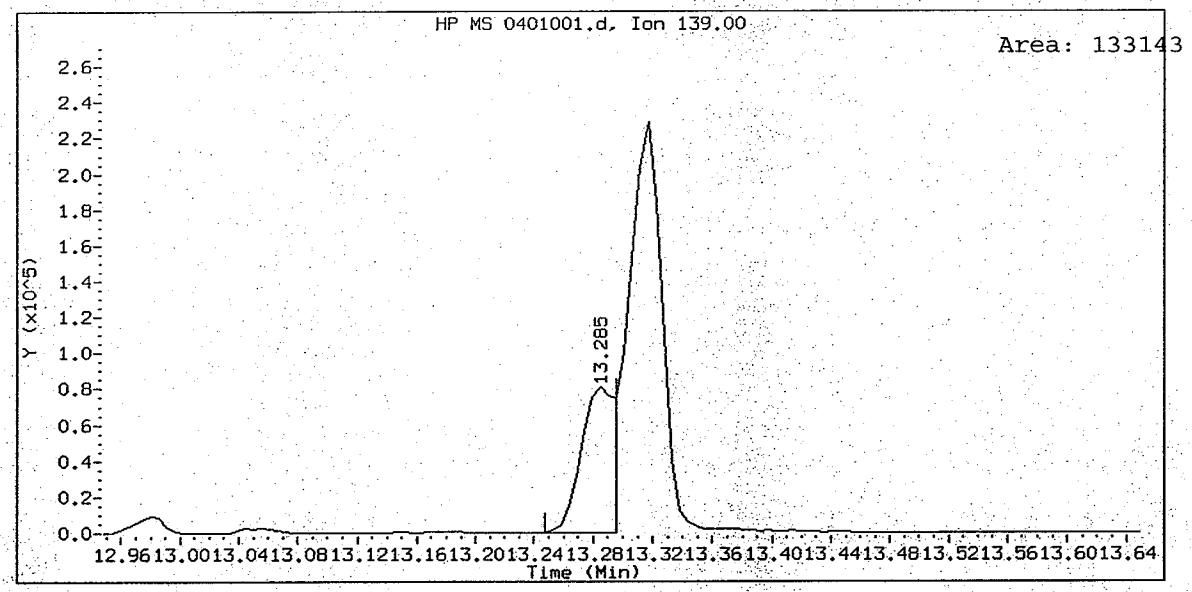

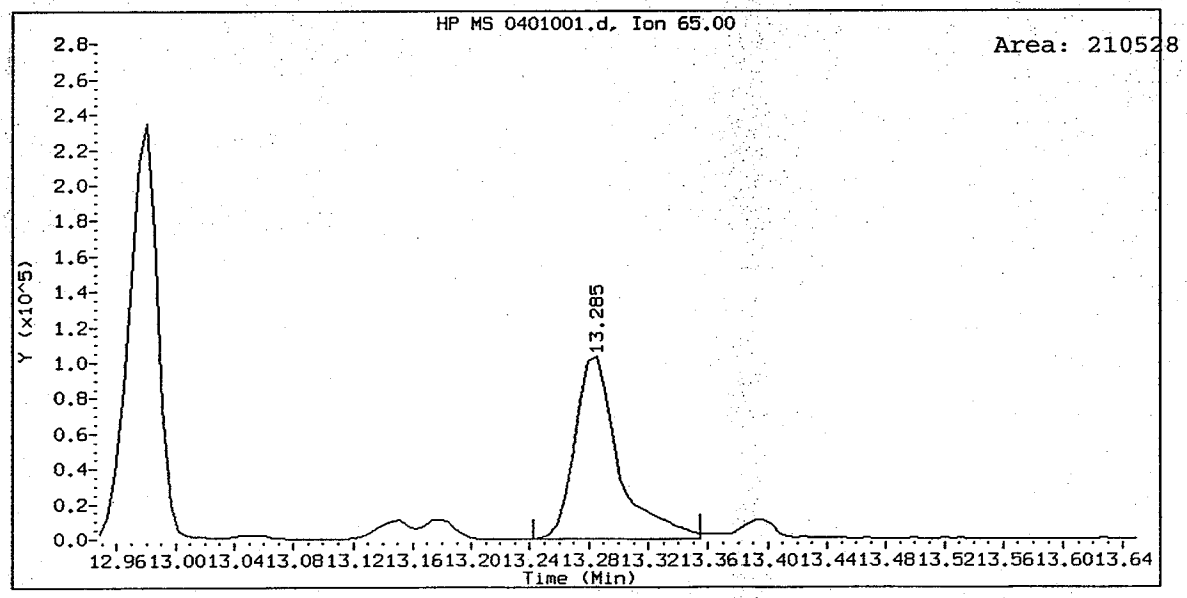

ABN 40, /chem3/nt4.i/20071001.b/0401001.d
Benzo(b)fluoranthene Amount: 37.81

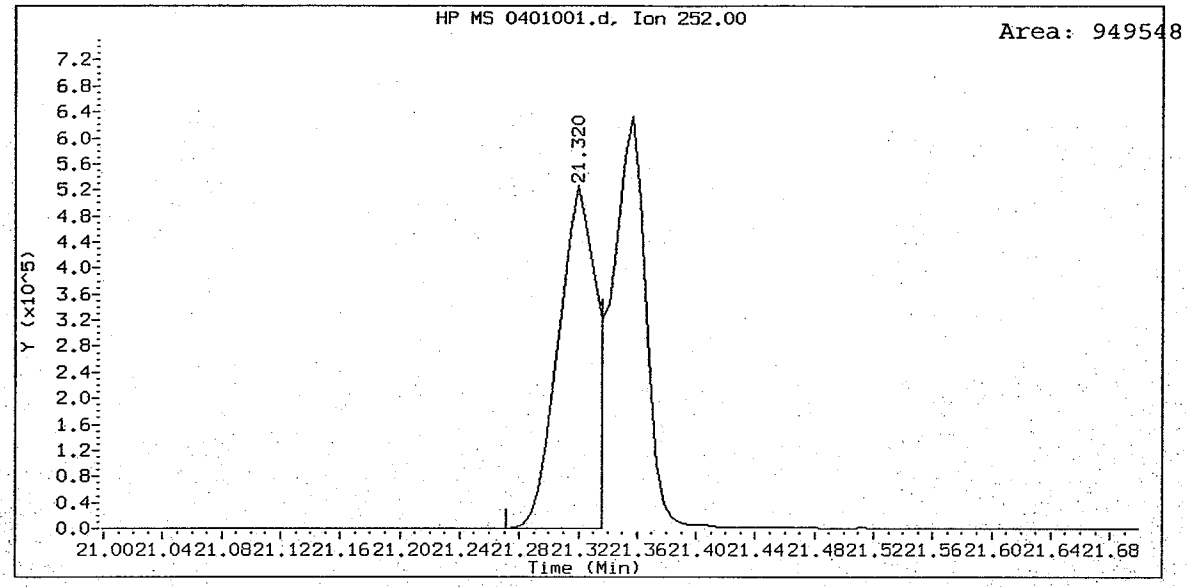

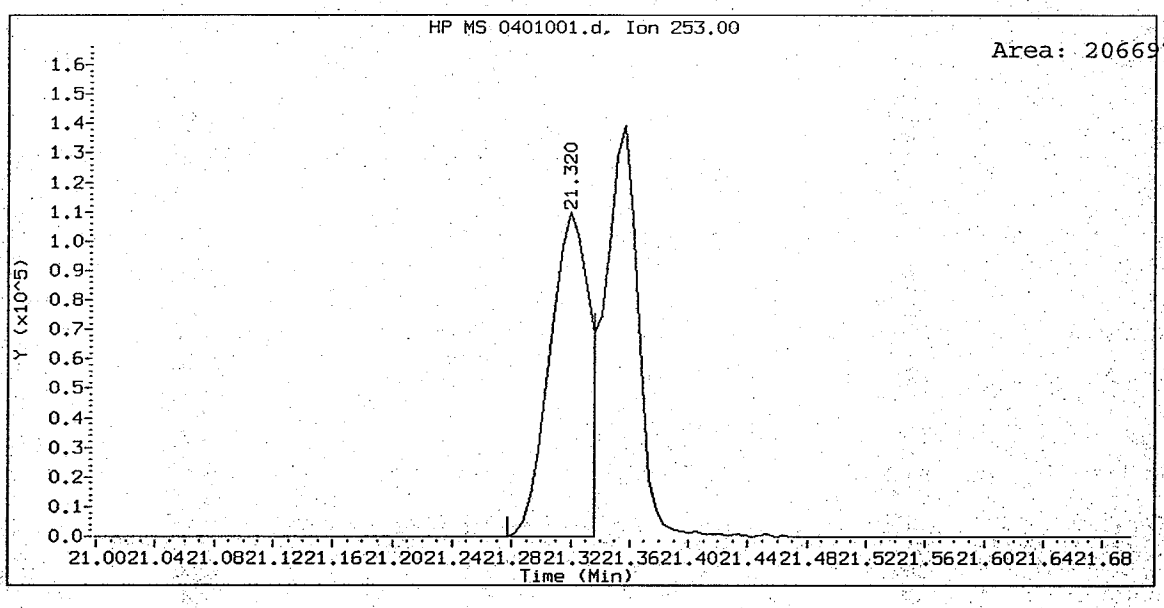

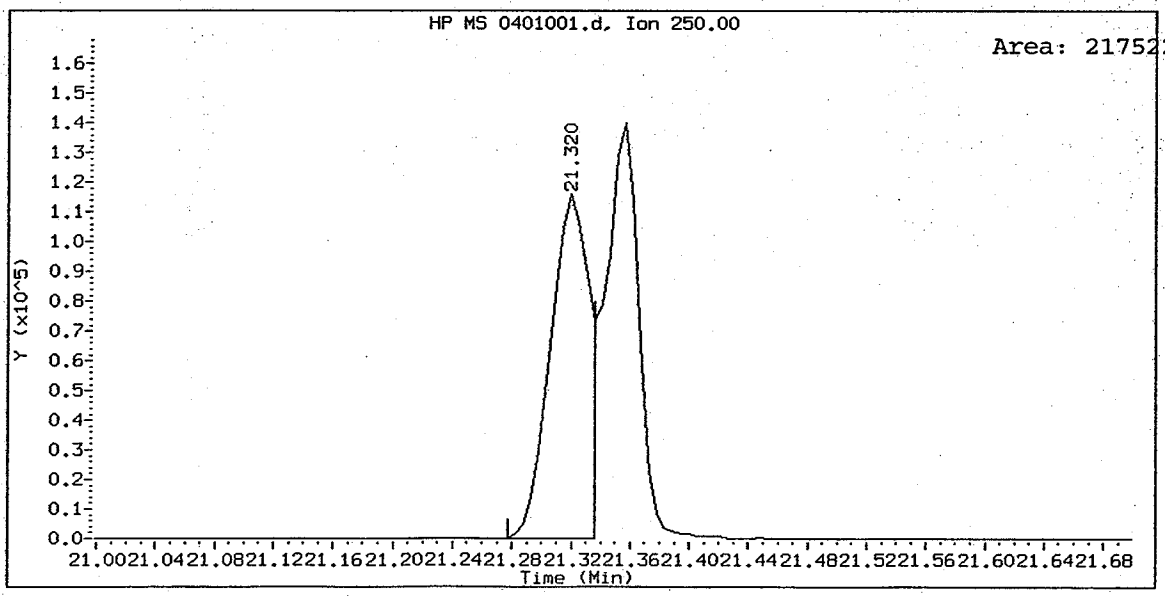

Analytical Resources, Inc.

Semivolatile Report SW846 Method 8270D

Data file : /chem3/nt4.i/20071001.b/0801001.d
Lab Smp Id: ABN 80 Client Smp ID: ABN 80
Inj Date : 01-OCT-2007 11:04
Operator : VTS Inst ID: nt4.i
Smp Info : ABN 80
Misc Info :
Comment : 1ul Injection
Method : /chem3/nt4.i/20071001.b/SW846.m
Meth Date : 02-Oct-2007 10:17 jeff Quant Type: ISTD
Cal Date : 01-OCT-2007 11:04 Cal File: 0801001.d
Als bottle: 2 Calibration Sample, Level: 6
Dil Factor: 1.00000
Integrator: HP RTE Compound Sublist: ICAL.sub
Target Version: 3.50

LJK 10/2/07

	Compounds	QUANT SIG MASS	RT	EXP RT	REL RT	RESPONSE	AMOUNTS CAL-AMT (ug/mL)	ON-COL (ug/mL)
$	1 2-Fluorophenol	112	6.144	6.144	(0.758)	847459	80.0000	69.33
$	2 Phenol-d5	99	7.687	7.687	(0.948)	931880	80.0000	68.11
	3 Phenol	94	7.709	7.709	(0.951)	1157931	80.0000	71.26
$	5 2-Chlorophenol-d4	132	7.810	7.810	(0.963)	724738	80.0000	71.41
	4 Bis(2-Chloroethyl)ether	93	7.784	7.784	(0.960)	863554	80.0000	68.97
	6 2-Chlorophenol	128	7.837	7.837	(0.966)	825580	80.0000	70.58
	7 1,3-Dichlorobenzene	146	8.051	8.051	(0.993)	867937	80.0000	72.49
*	8 1,4-Dichlorobenzene-d4	152	8.110	8.110	(1.000)	144455	20.0000	
	9 1,4-Dichlorobenzene	146	8.136	8.136	(1.003)	885742	80.0000	73.40
$	10 1,2-Dichlorobenzene-d4	152	8.409	8.409	(1.037)	474730	80.0000	72.70
	12 1,2-Dichlorobenzene	146	8.430	8.430	(1.040)	813468	80.0000	71.97
	11 Benzyl alcohol	108	8.398	8.398	(1.036)	573219	80.0000	77.31
	14 2,2'-oxybis(1-Chloropropane)	45	8.654	8.654	(1.067)	1104745	80.0000	72.70
	13 2-Methylphenol	108	8.633	8.633	(1.065)	805857	80.0000	75.08(M)
	17 Hexachloroethane	117	8.916	8.916	(1.099)	403407	80.0000	73.62
	16 N-Nitroso-di-n-propylamine	70	8.884	8.884	(1.096)	712465	80.0000	71.84
	15 4-Methylphenol	108	8.863	8.863	(1.093)	819642	80.0000	75.02
$	18 Nitrobenzene-d5	82	9.044	9.044	(0.891)	1036284	80.0000	74.23
	19 Nitrobenzene	77	9.071	9.071	(0.894)	1085609	80.0000	70.18
	20 Isophorone	82	9.461	9.461	(0.932)	1795229	80.0000	73.55
	21 2-Nitrophenol	139	9.584	9.584	(0.944)	442997	80.0000	75.81
	22 2,4-Dimethylphenol	107	9.696	9.696	(0.955)	903068	80.0000	73.00
	23 Bis(2-Chloroethoxy)methane	93	9.846	9.846	(0.970)	1038390	80.0000	70.89
	24 Benzoic acid	105	10.043	10.043	(0.989)	1575835	160.000	176.8(M)
	25 2,4-Dichlorophenol	162	9.969	9.969	(0.982)	640479	80.0000	76.71
	26 1,2,4-Trichlorobenzene	180	10.091	10.091	(0.994)	705446	80.0000	71.47
*	27 Naphthalene-d8	136	10.150	10.150	(1.000)	529257	20.0000	

	Compounds	QUANT SIG MASS	RT	EXP RT	REL RT	RESPONSE	AMOUNTS CAL-AMT (ug/mL)	AMOUNTS ON-COL (ug/mL)
	28 Naphthalene	128	10.182	10.182	(1.003)	2293959	80.0000	70.60
	29 4-Chloroaniline	127	10.326	10.326	(1.017)	1007509	80.0000	73.61
	30 Hexachlorobutadiene	225	10.497	10.497	(1.034)	402506	80.0000	70.44
	31 4-Chloro-3-methylphenol	107	11.133	11.133	(1.097)	771396	80.0000	74.82
	32 2-Methylnaphthalene	141	11.299	11.299	(1.113)	1178941	80.0000	71.23
	33 Hexachlorocyclopentadiene	237	11.678	11.678	(0.898)	438673	80.0000	88.60
	34 2,4,6-Trichlorophenol	196	11.817	11.817	(0.908)	430186	80.0000	78.56
	35 2,4,5-Trichlorophenol	196	11.870	11.870	(0.913)	466891	80.0000	79.65
$	36 2-Fluorobiphenyl	172	11.945	11.945	(0.918)	1437150	80.0000	76.17
	37 2-Chloronaphthalene	162	12.079	12.079	(0.929)	1336688	80.0000	74.86
	38 2-Nitroaniline	65	12.314	12.314	(0.947)	606762	80.0000	78.12
	39 Dimethylphthalate	163	12.693	12.693	(0.976)	1433914	80.0000	73.78
	40 Acenaphthylene	152	12.757	12.757	(0.981)	1997010	80.0000	74.73
	41 2,6-Dinitrotoluene	165	12.784	12.784	(0.983)	349474	80.0000	78.67
*	42 Acenaphthene-d10	164	13.008	13.008	(1.000)	273258	20.0000	
	43 3-Nitroaniline	138	12.998	12.998	(0.999)	413179	80.0000	79.10
	44 Acenaphthene	153	13.062	13.062	(1.004)	1329967	80.0000	74.97
	45 2,4-Dinitrophenol	184	13.169	13.169	(1.012)	547991	160.000	221.5
	46 Dibenzofuran	168	13.329	13.329	(1.025)	1730192	80.0000	74.88
	47 4-Nitrophenol	109	13.297	13.297	(1.022)	274892	80.0000	74.50(M)
	48 2,4-Dinitrotoluene	165	13.409	13.409	(1.031)	463849	80.0000	78.99
	50 Diethylphthalate	149	13.852	13.852	(1.065)	1365581	80.0000	71.62
	49 Fluorene	166	13.879	13.879	(1.067)	1466859	80.0000	74.40
	51 4-Chlorophenyl-phenylether	204	13.900	13.900	(1.069)	704455	80.0000	72.85
	52 4-Nitroaniline	138	14.007	14.007	(1.077)	411870	80.0000	78.96
	53 4,6-Dinitro-2-methylphenol	198	14.077	14.077	(0.915)	625136	160.000	185.1
	54 N-Nitrosodiphenylamine	169	14.114	14.114	(0.918)	811927	80.0000	79.53
$	55 2,4,6-Tribromophenol	330	14.301	14.301	(1.099)	185345	80.0000	78.79
	56 4-Bromophenyl-phenylether	248	14.686	14.686	(0.955)	382840	80.0000	74.23
	57 Hexachlorobenzene	284	14.905	14.905	(0.969)	390832	80.0000	72.90
	58 Pentachlorophenol	266	15.204	15.204	(0.989)	280035	80.0000	89.39
*	59 Phenanthrene-d10	188	15.380	15.380	(1.000)	415414	20.0000	
	60 Phenanthrene	178	15.423	15.423	(1.003)	2112315	80.0000	73.57
	61 Anthracene	178	15.492	15.492	(1.007)	2168629	80.0000	74.70
	62 Carbazole	167	15.775	15.775	(1.026)	1878467	80.0000	75.62
	63 Di-n-butylphthalate	149	16.491	16.491	(1.072)	2246575	80.0000	75.24
	64 Fluoranthene	202	17.357	17.357	(1.129)	2351613	80.0000	75.66
	65 Pyrene	202	17.715	17.715	(0.899)	2485208	80.0000	69.16
$	66 Terphenyl-d14	244	18.025	18.025	(0.915)	1463770	80.0000	70.56
	67 Butylbenzylphthalate	149	18.911	18.911	(0.960)	1134540	80.0000	75.31
	68 Benzo(a)anthracene	228	19.675	19.675	(0.999)	2477785	80.0000	74.35
*	69 Chrysene-d12	240	19.702	19.702	(1.000)	448393	20.0000	
	70 3,3'-Dichlorobenzidine	252	19.686	19.686	(0.999)	904164	80.0000	76.41
	71 Chrysene	228	19.750	19.750	(1.002)	2429828	80.0000	74.12
	72 bis(2-Ethylhexyl)phthalate	149	19.905	19.905	(0.955)	1628603	80.0000	75.28
*	134 Di-n-octylphthalate-d4	153	20.840	20.840	(1.000)	686610	20.0000	
	73 Di-n-octylphthalate	149	20.851	20.851	(1.000)	2845694	80.0000	71.95

	Compounds	QUANT SIG MASS	RT	EXP RT	REL RT	RESPONSE	AMOUNTS CAL-AMT (ug/mL)	AMOUNTS ON-COL (ug/mL)
74	Benzo(b)fluoranthene	252	21.347	21.347	(0.977)	2876064	80.0000	80.07
75	Benzo(k)fluoranthene	252	21.379	21.379	(0.978)	2496722	80.0000	65.80(H)
76	Benzo(a)pyrene	252	21.791	21.791	(0.997)	2389795	80.0000	74.71
* 77	Perylene-d12	264	21.849	21.849	(1.000)	527580	20.0000	
78	Indeno(1,2,3-cd)pyrene	276	23.393	23.393	(1.071)	2774062	80.0000	78.89
79	Dibenzo(a,h)anthracene	278	23.425	23.425	(1.072)	2298173	80.0000	79.58
80	Benzo(g,h,i)perylene	276	23.826	23.826	(1.090)	2457630	80.0000	77.60
90	N-Nitrosodimethylamine	74	3.483	3.483	(0.430)	599069	80.0000	67.48
103	Pyridine	79	3.430	3.430	(0.423)	1001347	80.0000	70.30
91	Aniline	93	7.666	7.666	(0.945)	1325321	80.0000	68.39
105	1-methylnaphthalene	141	11.470	11.470	(1.130)	1160931	80.0000	69.26
93	Benzidine	184	17.602	17.602	(0.893)	1026984	80.0000	68.57
111	Azobenzene (1,2-DP-Hydrazine)	77	14.157	14.157	(1.088)	1924692	80.0000	72.77
144	alpha-Terpineol	59	10.214	10.214	(1.006)	691091	80.0000	73.45
143	1,4-Dioxane	88	Compound Not Detected.					
$ 137	d8-1,4-Dioxane	96	Compound Not Detected.					
133	Butylatedhydroxytoluene	205	13.185	13.185	(1.014)	1134064	80.0000	73.63
115	Tributyl Phosphate	99	14.221	14.221	(0.925)	1969001	80.0000	76.40
116	Dibutyl Phenyl Phosphate	175	15.930	15.930	(1.036)	1111673	80.0000	78.83
117	Butyl Diphenyl Phosphate	94	17.619	17.619	(0.894)	481314	80.0000	68.52
118	Triphenyl Phosphate	326	19.226	19.226	(0.976)	383258	80.0000	77.60
123	Acetophenone	105	8.809	8.809	(1.086)	1156106	80.0000	74.13
170	Pentachlorobenzene	250	13.366	13.366	(1.028)	490862	80.0000	74.63

QC Flag Legend

M - Compound response manually integrated.
H - Operator selected an alternate compound hit.

Analytical Resources, Inc.

INTERNAL STANDARD COMPOUNDS
AREA AND RT SUMMARY

Instrument ID: nt4.i
Lab File ID: 0801001.d
Lab Smp Id: ABN 80
Analysis Type: SV
Quant Type: ISTD
Operator: VTS
Method File: /chem3/nt4.i/20071001.b/SW846.m
Misc Info:

Calibration Date: 01-OCT-2007
Calibration Time: 10:31
Client Smp ID: ABN 80
Level:
Sample Type:

		AREA LIMIT			
COMPOUND	STANDARD	LOWER	UPPER	SAMPLE	%DIFF
8 1,4-Dichlorobenze	110324	55162	220648	144455	30.94
27 Naphthalene-d8	430280	215140	860560	529257	23.00
42 Acenaphthene-d10	242988	121494	485976	273258	12.46
59 Phenanthrene-d10	380514	190257	761028	415414	9.17
69 Chrysene-d12	406554	203277	813108	448393	10.29
134 Di-n-octylphthala	598971	299486	1197942	686610	14.63
77 Perylene-d12	429313	214656	858626	527580	22.89

		RT LIMIT			
COMPOUND	STANDARD	LOWER	UPPER	SAMPLE	%DIFF
8 1,4-Dichlorobenze	8.10	7.60	8.60	8.11	0.08
27 Naphthalene-d8	10.14	9.64	10.64	10.15	0.06
42 Acenaphthene-d10	13.00	12.50	13.50	13.01	0.05
59 Phenanthrene-d10	15.37	14.87	15.87	15.38	0.04
69 Chrysene-d12	19.69	19.19	20.19	19.70	0.06
134 Di-n-octylphthala	20.83	20.33	21.33	20.84	0.03
77 Perylene-d12	21.84	21.34	22.34	21.85	0.03

AREA UPPER LIMIT = +100% of internal standard area.
AREA LOWER LIMIT = - 50% of internal standard area.
RT UPPER LIMIT = + 0.50 minutes of internal standard RT.
RT LOWER LIMIT = - 0.50 minutes of internal standard RT.

Data File: /chem3/nt4.i/20071001.b/0801001.d
Date : 01-OCT-2007 11:04
Client ID: ABN 80
Sample Info: ABN 80

Instrument: nt4.i

Operator: VTS
Column diameter: 0.32

Column phase: ZB-5

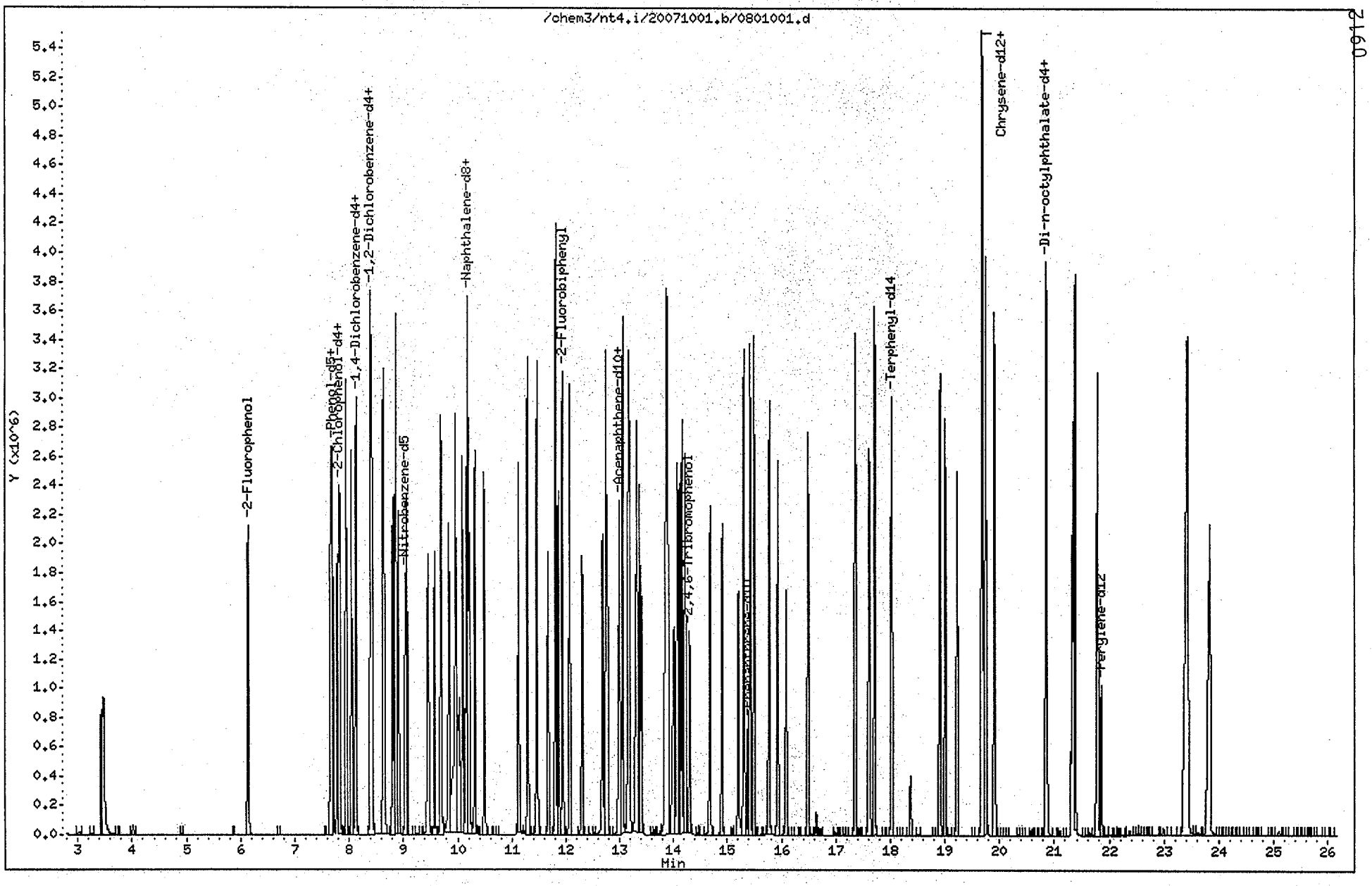

ABN 80, /chem3/nt4.i/20071001.b/0801001.d
2-Methylphenol Amount: 75.08

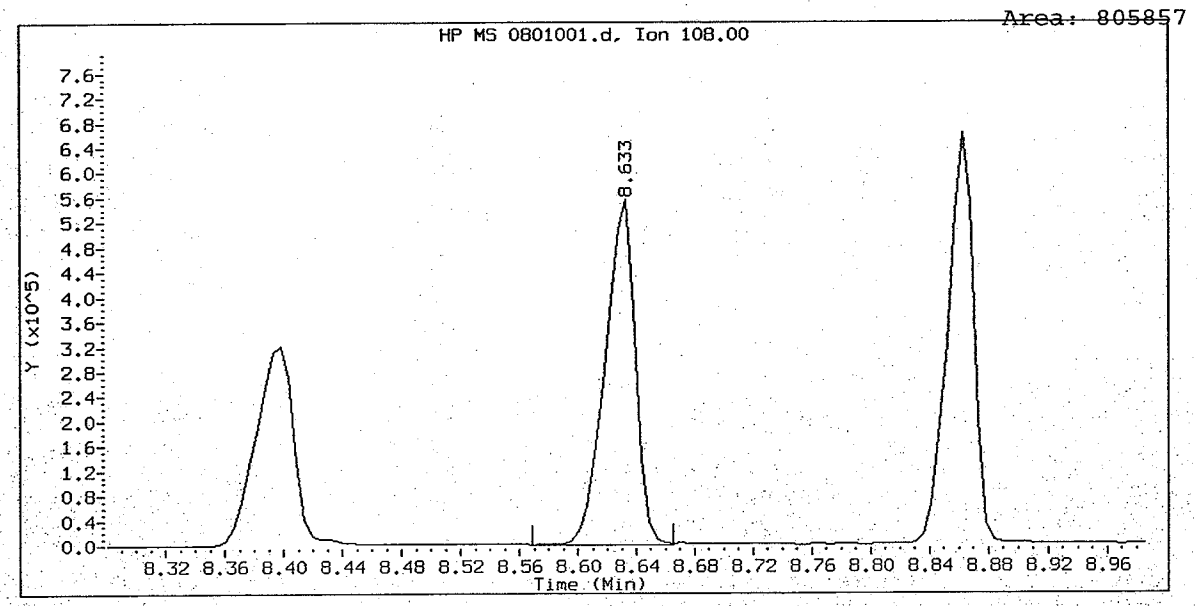

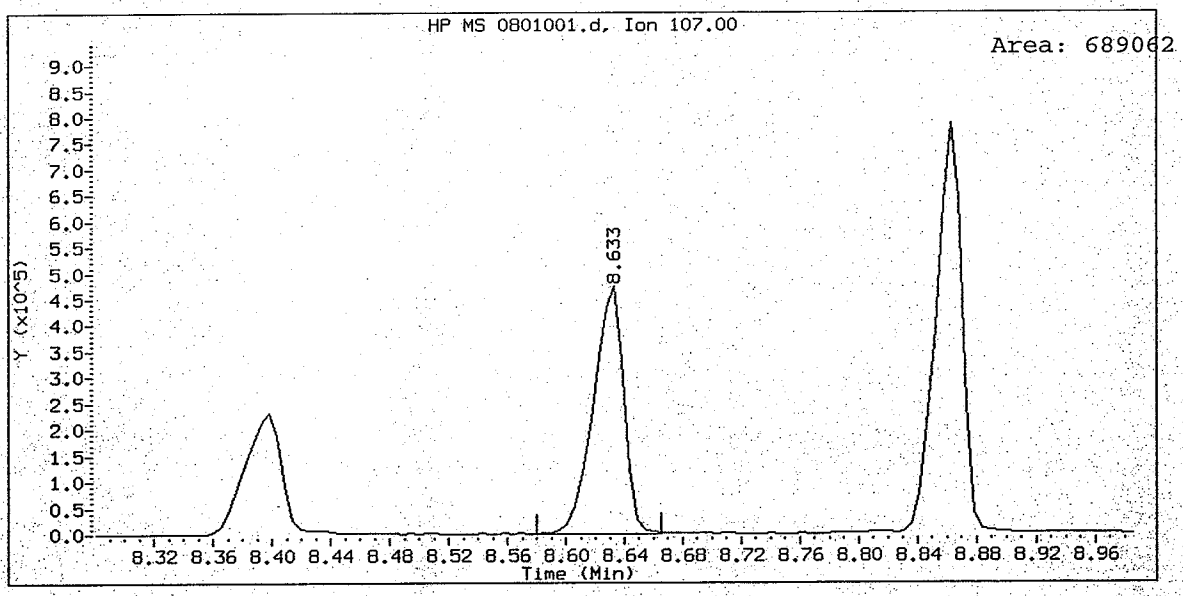

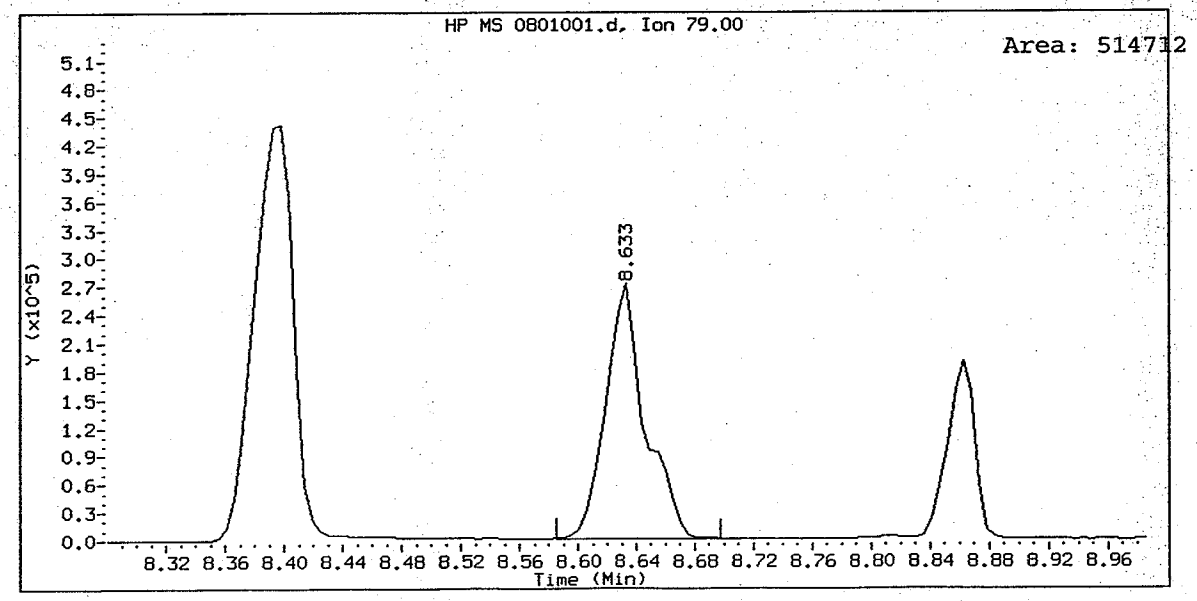

ABN 80, /chem3/nt4.i/20071001.b/0801001.d
Benzoic acid Amount: 176.79

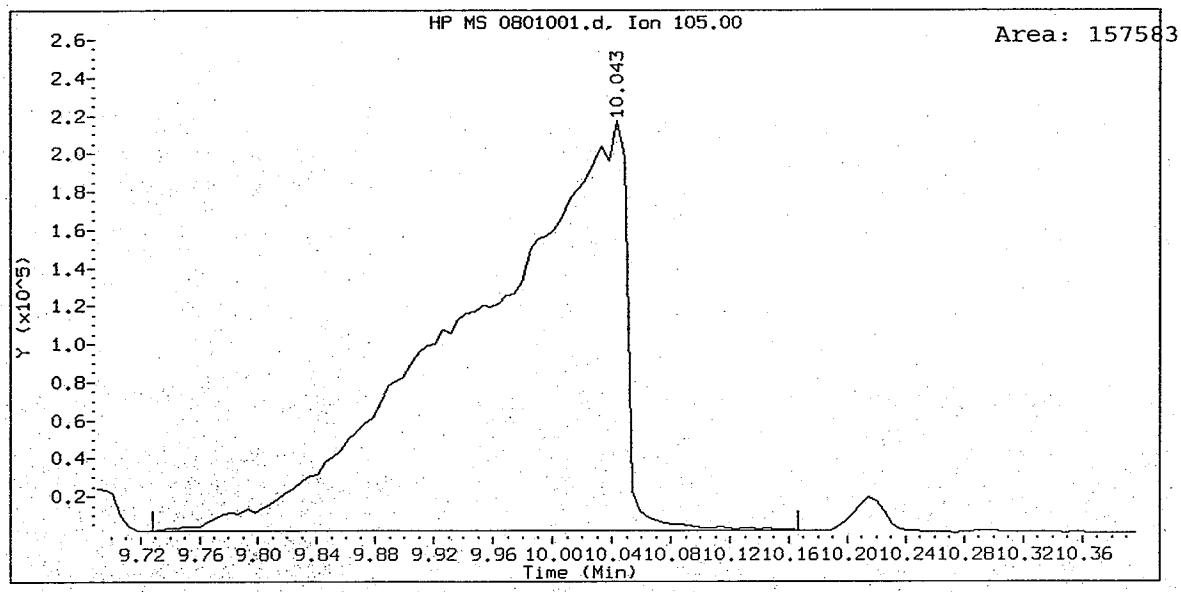

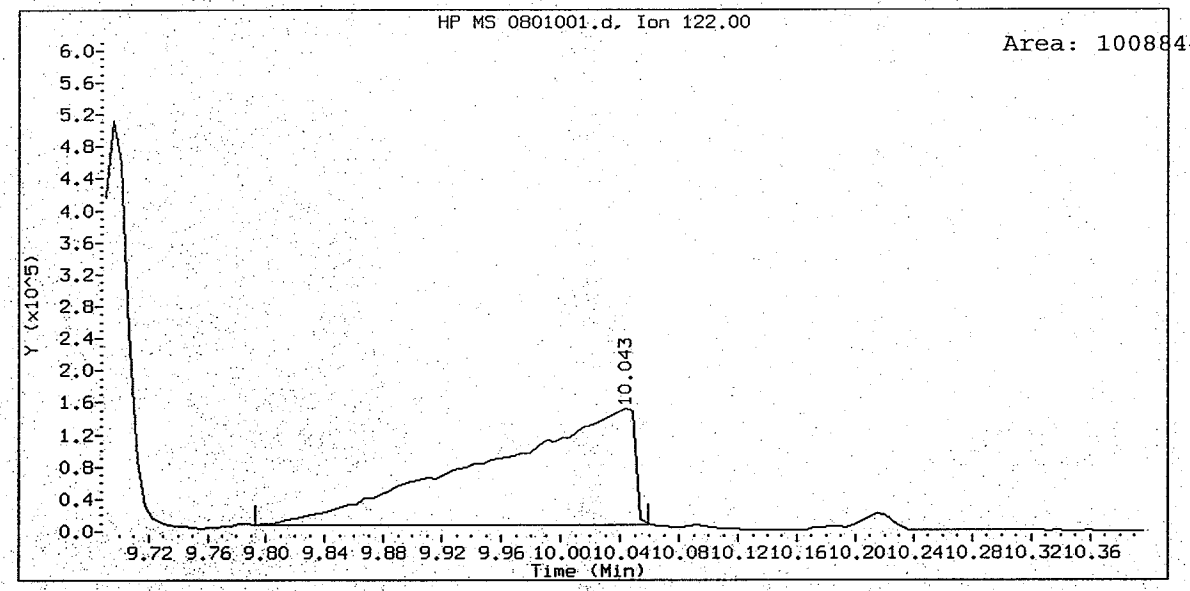

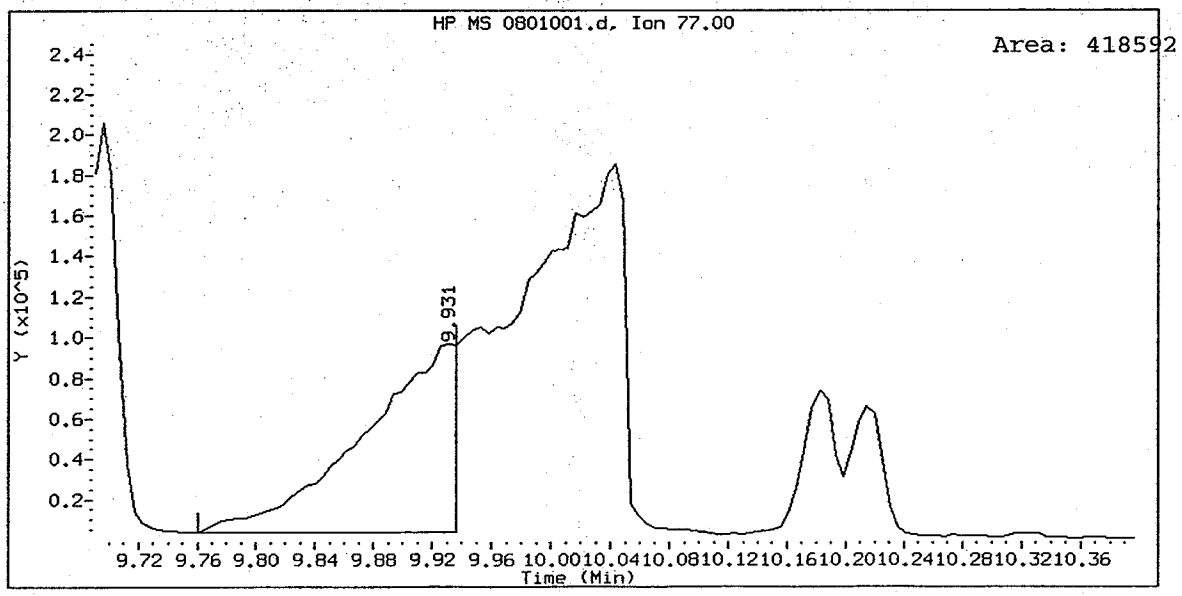

ABN 80, /chem3/nt4.i/20071001.b/0801001.d
4-Nitrophenol Amount: 74.50

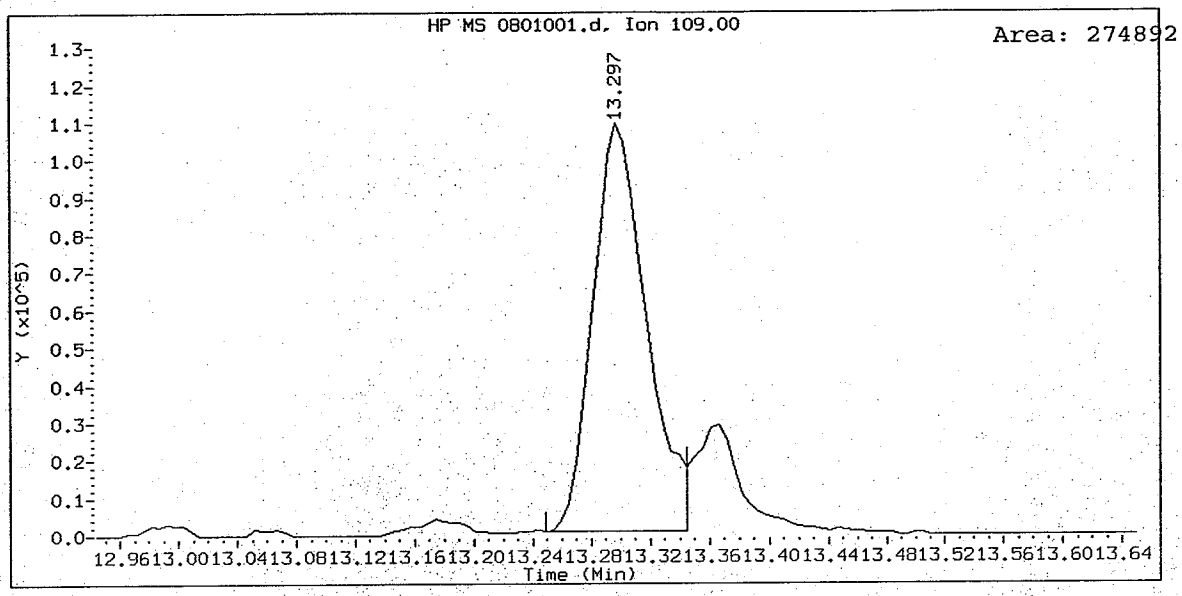

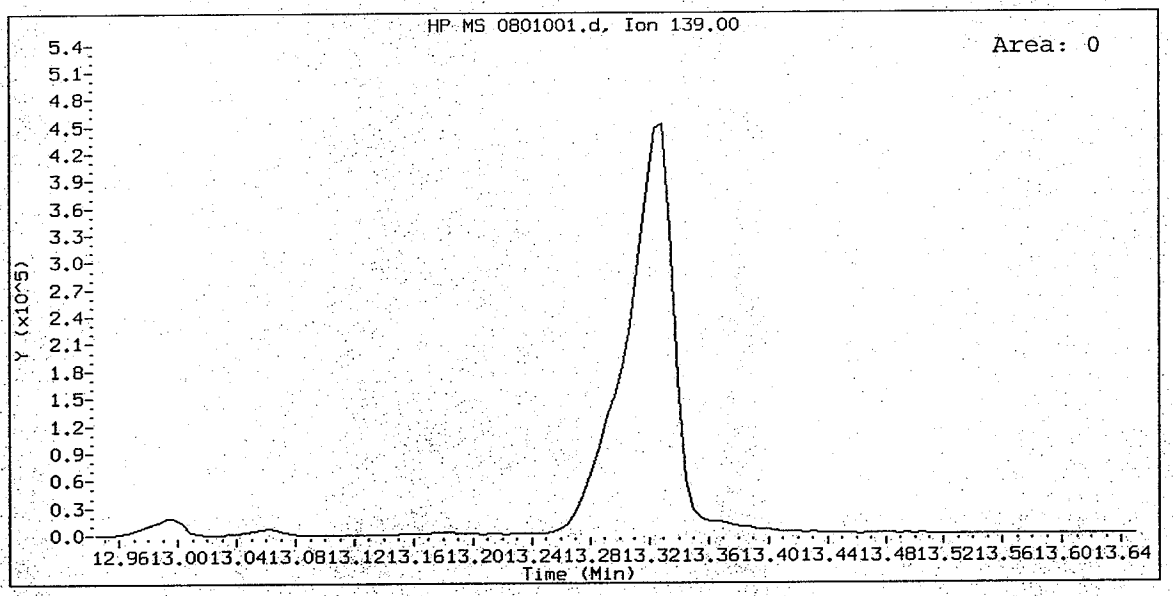

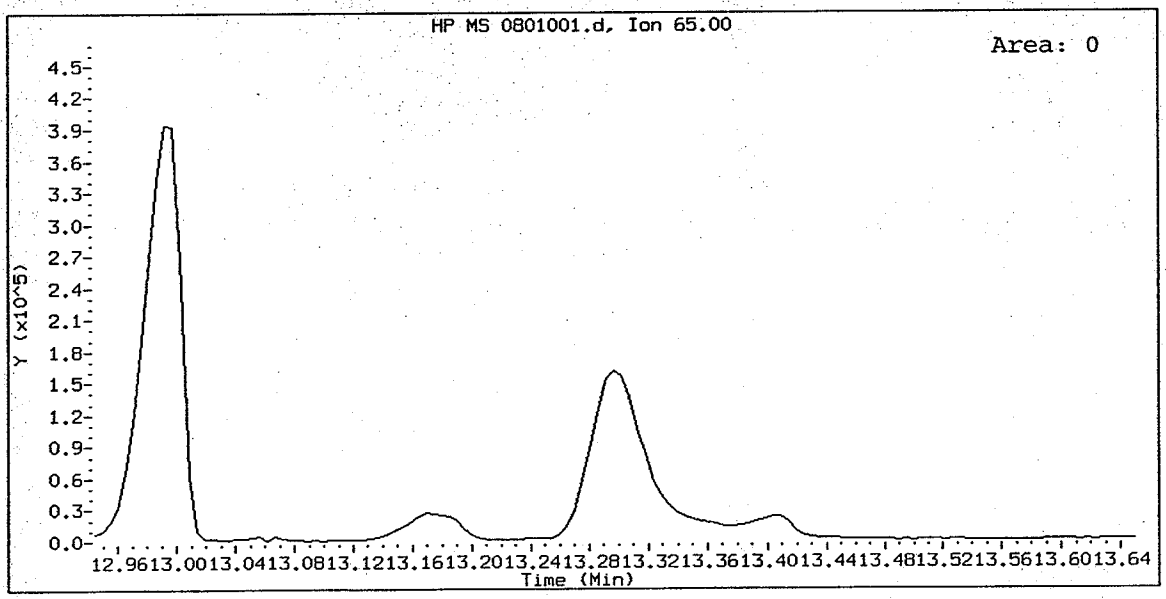

ABN 80, /chem3/nt4.i/20071001.b/0801001.d
Benzo(k)fluoranthene Amount: 65.80

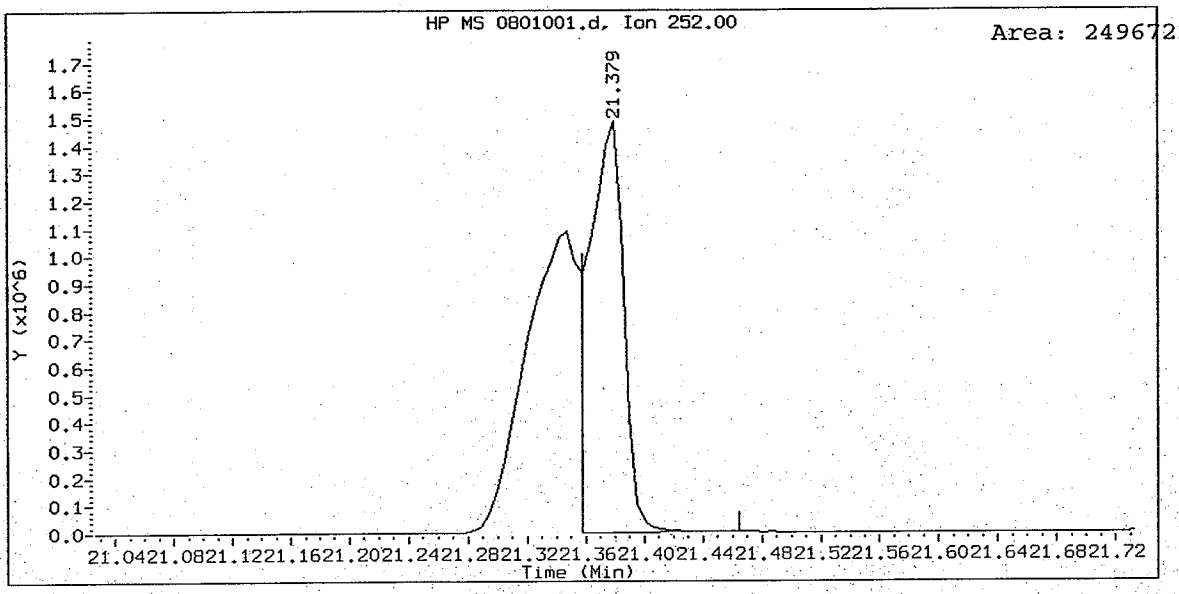

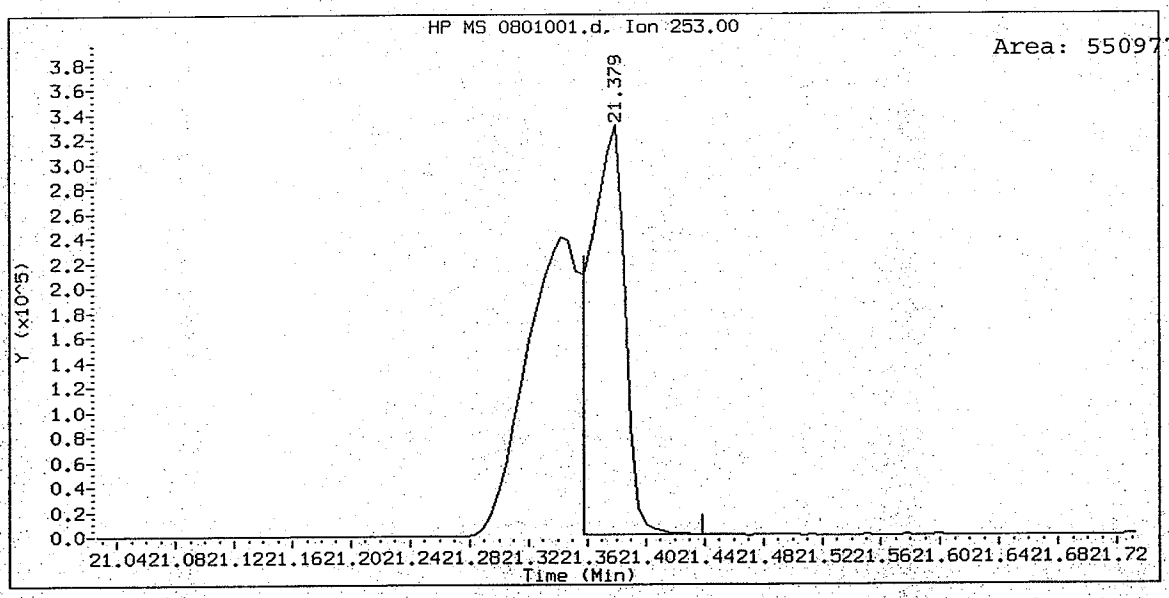

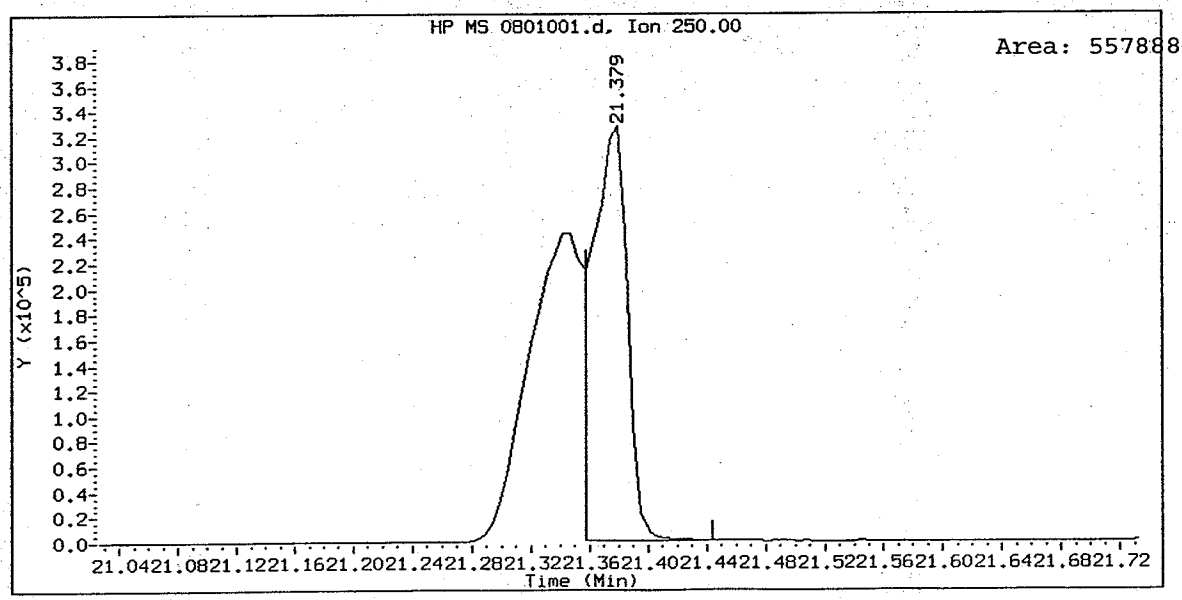

Analytical Resources, Inc.

Semivolatile Report SW846 Method 8270D

Data file : /chem3/nt4.i/20071001.b/icv1001.d
Lab Smp Id: ABN ICV
Client Smp ID: ABN ICV
Inj Date : 01-OCT-2007 13:54
Operator : VTS
Inst ID: nt4.i
Smp Info : ABN ICV
Misc Info :
Comment : 1ul Injection
Method : /chem3/nt4.i/20071001.b/SW846.m
Meth Date : 02-Oct-2007 10:17 jeff
Quant Type: ISTD
Cal Date : 01-OCT-2007 11:04
Cal File: 0801001.d
Als bottle: 7
QC Sample: LCS
Dil Factor: 1.00000
Integrator: HP RTE
Compound Sublist: ICV.sub
Target Version: 3.50

	Compounds	QUANT SIG MASS	RT	EXP RT	REL RT	RESPONSE	CONCENTRATIONS ON-COLUMN (ug/mL)	FINAL (ug/mL)
3	Phenol	94	7.682	7.709	(0.949)	326541	25.0363	25.04
4	Bis(2-Chloroethyl)ether	93	7.767	7.784	(0.959)	246550	24.5303	24.53
6	2-Chlorophenol	128	7.821	7.837	(0.966)	235797	25.1123	25.11
7	1,3-Dichlorobenzene	146	8.040	8.051	(0.993)	235459	24.4985	24.50
* 8	1,4-Dichlorobenzene-d4	152	8.098	8.110	(1.000)	115954	20.0000	
9	1,4-Dichlorobenzene	146	8.125	8.136	(1.003)	231789	23.9290	23.93
11	Benzyl alcohol	108	8.376	8.398	(1.034)	151830	25.5108	25.51
12	1,2-Dichlorobenzene	146	8.419	8.430	(1.040)	220432	24.2969	24.30
13	2-Methylphenol	108	8.611	8.633	(1.063)	222684	25.1857	25.19(H)
14	2,2'-oxybis(1-Chloropropane)	45	8.643	8.654	(1.067)	292735	24.0002	24.00
15	4-Methylphenol	108	8.841	8.863	(1.092)	228596	26.0656	26.07
16	N-Nitroso-di-n-propylamine	70	8.857	8.884	(1.094)	193789	24.3442	24.34
17	Hexachloroethane	117	8.910	8.916	(1.100)	112223	25.5145	25.51
19	Nitrobenzene	77	9.055	9.071	(0.893)	299336	22.5953	22.60
20	Isophorone	82	9.439	9.461	(0.930)	508949	24.3497	24.35
21	2-Nitrophenol	139	9.573	9.584	(0.944)	117837	23.5481	23.55
22	2,4-Dimethylphenol	107	9.685	9.696	(0.955)	249488	23.5505	23.55
23	Bis(2-Chloroethoxy)methane	93	9.829	9.846	(0.969)	283538	22.6027	22.60
24	Benzoic acid	105	9.915	10.043	(0.977)	392130	51.3733	51.37(M)
25	2,4-Dichlorophenol	162	9.952	9.969	(0.981)	171436	23.9768	23.98
26	1,2,4-Trichlorobenzene	180	10.086	10.091	(0.994)	197542	23.3715	23.37
* 27	Naphthalene-d8	136	10.144	10.150	(1.000)	453229	20.0000	
28	Naphthalene	128	10.171	10.182	(1.003)	662133	23.7964	23.80
29	4-Chloroaniline	127	10.310	10.326	(1.016)	289913	24.7338	24.73
30	Hexachlorobutadiene	225	10.497	10.497	(1.035)	114413	23.3809	23.38
31	4-Chloro-3-methylphenol	107	11.122	11.133	(1.096)	229782	26.0248	26.02
32	2-Methylnaphthalene	141	11.293	11.299	(1.113)	362730	25.5906	25.59

	Compounds	QUANT SIG MASS	RT	EXP RT	REL RT	RESPONSE	CONCENTRATIONS ON-COLUMN (ug/mL)	CONCENTRATIONS FINAL (ug/mL)
	33 Hexachlorocyclopentadiene	237	11.678	11.678	(0.898)	116644	25.1547	25.15
	34 2,4,6-Trichlorophenol	196	11.806	11.817	(0.908)	134334	26.1939	26.19
	35 2,4,5-Trichlorophenol	196	11.859	11.870	(0.912)	133759	24.3647	24.36
	37 2-Chloronaphthalene	162	12.073	12.079	(0.928)	395736	23.6634	23.66
	38 2-Nitroaniline	65	12.297	12.314	(0.946)	181912	25.0072	25.01
	39 Dimethylphthalate	163	12.677	12.693	(0.975)	444021	24.3942	24.39
	40 Acenaphthylene	152	12.746	12.757	(0.980)	609953	24.3703	24.37
	41 2,6-Dinitrotoluene	165	12.767	12.784	(0.982)	100933	24.2602	24.26
*	42 Acenaphthene-d10	164	13.002	13.008	(1.000)	255917	20.0000	
	43 3-Nitroaniline	138	12.976	12.998	(0.998)	119597	24.4477	24.45
	44 Acenaphthene	153	13.051	13.062	(1.004)	387395	23.3163	23.32
	45 2,4-Dinitrophenol	184	13.141	13.169	(1.011)	107676	46.4768	46.48
	46 Dibenzofuran	168	13.312	13.329	(1.024)	528192	24.4088	24.41
	47 4-Nitrophenol	109	13.275	13.297	(1.021)	95833	24.4958	24.50
	48 2,4-Dinitrotoluene	165	13.392	13.409	(1.030)	134736	24.4981	24.50
	49 Fluorene	166	13.868	13.879	(1.067)	441167	23.8919	23.89
	50 Diethylphthalate	149	13.836	13.852	(1.064)	435415	24.3822	24.38
	51 4-Chlorophenyl-phenylether	204	13.895	13.900	(1.069)	212278	23.4397	23.44
	52 4-Nitroaniline	138	13.969	14.007	(1.074)	120773	24.7226	24.72
	53 4,6-Dinitro-2-methylphenol	198	14.050	14.077	(0.914)	161431	50.5626	50.56
	54 N-Nitrosodiphenylamine	169	14.098	14.114	(0.917)	305478	31.6571	31.66
	56 4-Bromophenyl-phenylether	248	14.675	14.686	(0.954)	115660	23.7267	23.73
	57 Hexachlorobenzene	284	14.899	14.905	(0.969)	121542	23.9830	23.98
	58 Pentachlorophenol	266	15.187	15.204	(0.988)	76512	25.8378	25.84
*	59 Phenanthrene-d10	188	15.374	15.380	(1.000)	392657	20.0000	
	60 Phenanthrene	178	15.412	15.423	(1.002)	640351	23.5967	23.60
	61 Anthracene	178	15.481	15.492	(1.007)	662863	24.1558	24.16
	62 Carbazole	167	15.764	15.775	(1.025)	581149	24.7517	24.75
	63 Di-n-butylphthalate	149	16.480	16.491	(1.072)	716986	25.4045	25.40
	64 Fluoranthene	202	17.346	17.357	(1.128)	713465	24.2836	24.28
	65 Pyrene	202	17.698	17.715	(0.899)	726015	25.4402	25.44
	67 Butylbenzylphthalate	149	18.900	18.911	(0.960)	312517	26.1205	26.12
	68 Benzo(a)anthracene	228	19.659	19.675	(0.999)	631614	23.8654	23.87
*	69 Chrysene-d12	240	19.685	19.702	(1.000)	356097	20.0000	
	70 3,3'-Dichlorobenzidine	252	19.669	19.686	(0.999)	222280	23.6525	23.65
	71 Chrysene	228	19.728	19.750	(1.002)	609934	23.4290	23.43
	72 bis(2-Ethylhexyl)phthalate	149	19.899	19.905	(0.955)	425519	26.2869	26.29
*	134 Di-n-octylphthalate-d4	153	20.829	20.840	(1.000)	513773	20.0000	
	73 Di-n-octylphthalate	149	20.839	20.851	(1.000)	714501	24.1426	24.14
	74 Benzo(b)fluoranthene	252	21.315	21.347	(0.976)	609033	24.4069	24.41
	75 Benzo(k)fluoranthene	252	21.347	21.379	(0.977)	642525	24.3748	24.37
	76 Benzo(a)pyrene	252	21.764	21.791	(0.997)	591810	26.6309	26.63
*	77 Perylene-d12	264	21.838	21.849	(1.000)	366502	20.0000	
	78 Indeno(1,2,3-cd)pyrene	276	23.356	23.393	(1.069)	623136	25.5109	25.51
	79 Dibenzo(a,h)anthracene	278	23.382	23.425	(1.071)	520041	25.9225	25.92
	80 Benzo(g,h,i)perylene	276	23.778	23.826	(1.089)	561567	25.5239	25.52
	103 Pyridine	79	3.429	3.430	(0.423)	318459	27.8533	27.85

Compounds	QUANT SIG MASS	RT	EXP RT	REL RT	RESPONSE	CONCENTRATIONS ON-COLUMN (ug/mL)	CONCENTRATIONS FINAL (ug/mL)
90 N-Nitrosodimethylamine	74	3.456	3.483	(0.427)	178727	25.0801	25.08
91 Aniline	93	7.650	7.666	(0.945)	412701	26.5308	26.53
105 1-methylnaphthalene	141	11.464	11.470	(1.130)	354130	24.6707	24.67
111 Azobenzene (1,2-DP-Hydrazine)	77	14.146	14.157	(1.088)	616717	24.8961	24.90
93 Benzidine	184	17.591	17.602	(0.894)	338715	28.4777	28.48

QC Flag Legend

M - Compound response manually integrated.
H - Operator selected an alternate compound hit.

Analytical Resources, Inc.

INTERNAL STANDARD COMPOUNDS
AREA AND RT SUMMARY

Instrument ID: nt4.i
Lab File ID: icv1001.d
Lab Smp Id: ABN ICV
Analysis Type: SV
Quant Type: ISTD
Operator: VTS
Method File: /chem3/nt4.i/20071001.b/SW846.m
Misc Info:

Calibration Date: 01-OCT-2007
Calibration Time: 10:31
Client Smp ID: ABN ICV
Level:
Sample Type:

COMPOUND	STANDARD	AREA LIMIT LOWER	AREA LIMIT UPPER	SAMPLE	%DIFF
8 1,4-Dichlorobenze	110324	55162	220648	115954	5.10
27 Naphthalene-d8	430280	215140	860560	453229	5.33
42 Acenaphthene-d10	242988	121494	485976	255917	5.32
59 Phenanthrene-d10	380514	190257	761028	392657	3.19
69 Chrysene-d12	406554	203277	813108	356097	-12.41
134 Di-n-octylphthala	598971	299486	1197942	513773	-14.22
77 Perylene-d12	429313	214656	858626	366502	-14.63

COMPOUND	STANDARD	RT LIMIT LOWER	RT LIMIT UPPER	SAMPLE	%DIFF
8 1,4-Dichlorobenze	8.10	7.60	8.60	8.10	-0.06
27 Naphthalene-d8	10.14	9.64	10.64	10.14	0.01
42 Acenaphthene-d10	13.00	12.50	13.50	13.00	0.00
59 Phenanthrene-d10	15.37	14.87	15.87	15.37	0.00
69 Chrysene-d12	19.69	19.19	20.19	19.69	-0.02
134 Di-n-octylphthala	20.83	20.33	21.33	20.83	-0.02
77 Perylene-d12	21.84	21.34	22.34	21.84	-0.02

AREA UPPER LIMIT = +100% of internal standard area.
AREA LOWER LIMIT = - 50% of internal standard area.
RT UPPER LIMIT = + 0.50 minutes of internal standard RT.
RT LOWER LIMIT = - 0.50 minutes of internal standard RT.

Data File: /chem3/nt4.i/20071001.b/icv1001.d
Report Date: 02-Oct-2007 10:18

Analytical Resources, Inc.

RECOVERY REPORT

Client Name:
Sample Matrix: NONE
Lab Smp Id: ABN ICV
Level:
Data Type: MS DATA
SpikeList File: ICV.spk
Sublist File: ICV.sub
Method File: /chem3/nt4.i/20071001.b/SW846.m
Misc Info:

Client SDG: 20071001
Fraction: SV
Client Smp ID: ABN ICV
Operator: VTS
SampleType: LCS
Quant Type: ISTD

	SPIKE COMPOUND	AMOUNT ADDED ug/mL	AMOUNT RECOVERED ug/mL	% RECOVERED	LIMITS
3	Phenol	25.00	25.04	100.15	
4	Bis(2-Chloroethyl)	25.00	24.53	98.12	
6	2-Chlorophenol	25.00	25.11	100.45	
7	1,3-Dichlorobenzen	25.00	24.50	97.99	
9	1,4-Dichlorobenzen	25.00	23.93	95.72	
11	Benzyl alcohol	25.00	25.51	102.04	
12	1,2-Dichlorobenzen	25.00	24.30	97.19	
13	2-Methylphenol	25.00	25.19	100.74	
14	2,2'-oxybis(1-Chlo	25.00	24.00	96.00	
15	4-Methylphenol	25.00	26.07	104.26	
16	N-Nitroso-di-n-pro	25.00	24.34	97.38	
17	Hexachloroethane	25.00	25.51	102.06	
19	Nitrobenzene	25.00	22.60	90.38	
20	Isophorone	25.00	24.35	97.40	
21	2-Nitrophenol	25.00	23.55	94.19	
22	2,4-Dimethylphenol	25.00	23.55	94.20	
23	Bis(2-Chloroethoxy	25.00	22.60	90.41	
24	Benzoic acid	50.00	51.37	102.75	OK
25	2,4-Dichlorophenol	25.00	23.98	95.91	
26	1,2,4-Trichloroben	25.00	23.37	93.49	
28	Naphthalene	25.00	23.80	95.19	
29	4-Chloroaniline	25.00	24.73	98.94	
30	Hexachlorobutadien	25.00	23.38	93.52	
31	4-Chloro-3-methylp	25.00	26.02	104.10	
32	2-Methylnaphthalen	25.00	25.59	102.36	
33	Hexachlorocyclopen	25.00	25.15	100.62	
34	2,4,6-Trichlorophe	25.00	26.19	104.78	
35	2,4,5-Trichlorophe	25.00	24.36	97.46	
37	2-Chloronaphthalen	25.00	23.66	94.65	
38	2-Nitroaniline	25.00	25.01	100.03	
39	Dimethylphthalate	25.00	24.39	97.58	
40	Acenaphthylene	25.00	24.37	97.48	
41	2,6-Dinitrotoluene	25.00	24.26	97.04	

SPIKE	COMPOUND	AMOUNT ADDED ug/mL	AMOUNT RECOVERED ug/mL	% RECOVERED	LIMITS
43	3-Nitroaniline	25.00	24.45	97.79	
44	Acenaphthene	25.00	23.32	93.27	
45	2,4-Dinitrophenol	50.00	46.48	92.95	
46	Dibenzofuran	25.00	24.41	97.64	
47	4-Nitrophenol	25.00	24.50	97.98	
48	2,4-Dinitrotoluene	25.00	24.50	97.99	
49	Fluorene	25.00	23.89	95.57	
50	Diethylphthalate	25.00	24.38	97.53	
51	4-Chlorophenyl-phe	25.00	23.44	93.76	
52	4-Nitroaniline	25.00	24.72	98.89	
53	4,6-Dinitro-2-meth	50.00	50.56	101.13	
54	N-Nitrosodiphenyla	25.00	31.66	126.63	
56	4-Bromophenyl-phen	25.00	23.73	94.91	
57	Hexachlorobenzene	25.00	23.98	95.93	OF
58	Pentachlorophenol	25.00	25.84	103.35	
60	Phenanthrene	25.00	23.60	94.39	
61	Anthracene	25.00	24.16	96.62	
62	Carbazole	25.00	24.75	99.01	
63	Di-n-butylphthalat	25.00	25.40	101.62	
64	Fluoranthene	25.00	24.28	97.13	
65	Pyrene	25.00	25.44	101.76	
67	Butylbenzylphthala	25.00	26.12	104.48	
68	Benzo(a)anthracene	25.00	23.87	95.46	
70	3,3'-Dichlorobenzi	25.00	23.65	94.61	
71	Chrysene	25.00	23.43	93.72	
72	bis(2-Ethylhexyl)p	25.00	26.29	105.15	
73	Di-n-octylphthalat	25.00	24.14	96.57	
74	Benzo(b)fluoranthe	25.00	24.41	97.63	
75	Benzo(k)fluoranthe	25.00	24.37	97.50	
76	Benzo(a)pyrene	25.00	26.63	106.52	
78	Indeno(1,2,3-cd)py	25.00	25.51	102.04	
79	Dibenzo(a,h)anthra	25.00	25.92	103.69	
80	Benzo(g,h,i)peryle	25.00	25.52	102.10	
90	N-Nitrosodimethyla	25.00	25.08	100.32	
91	Aniline	25.00	26.53	106.12	
93	Benzidine	25.00	28.48	113.91	
103	Pyridine	25.00	27.85	111.41	
105	1-methylnaphthalen	25.00	24.67	98.68	

Data File: /chem3/nt4.i/20071001.b/icv1001.d
Date : 01-OCT-2007 13:54
Client ID: ABN ICV
Sample Info: ABN ICV

Instrument: nt4.i

Operator: VTS
Column diameter: 0.32

Column phase: ZB-5

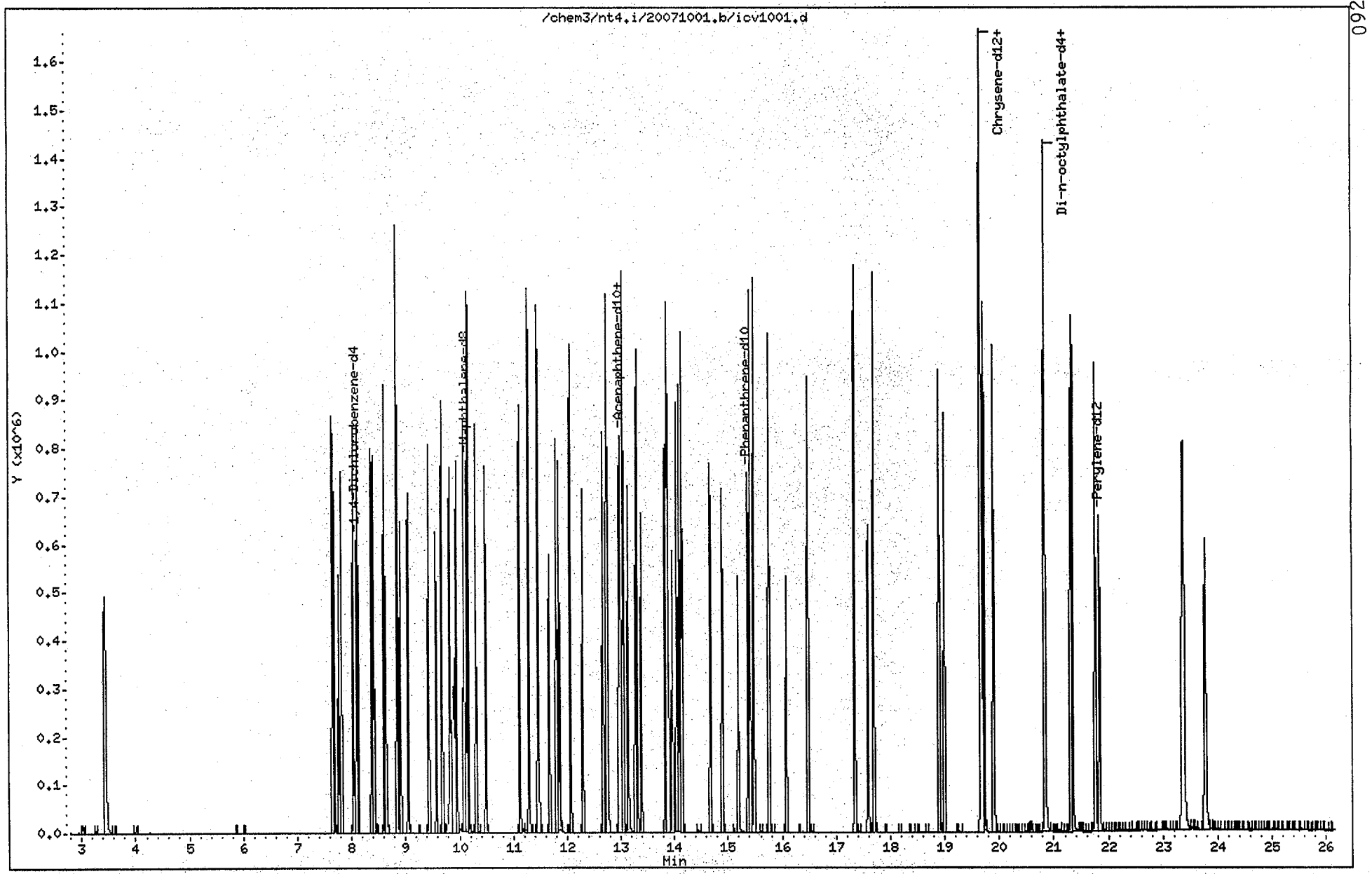

ABN ICV, /chem3/nt4.i/20071001.b/icv1001.d
2-Methylphenol Amount: 25.19

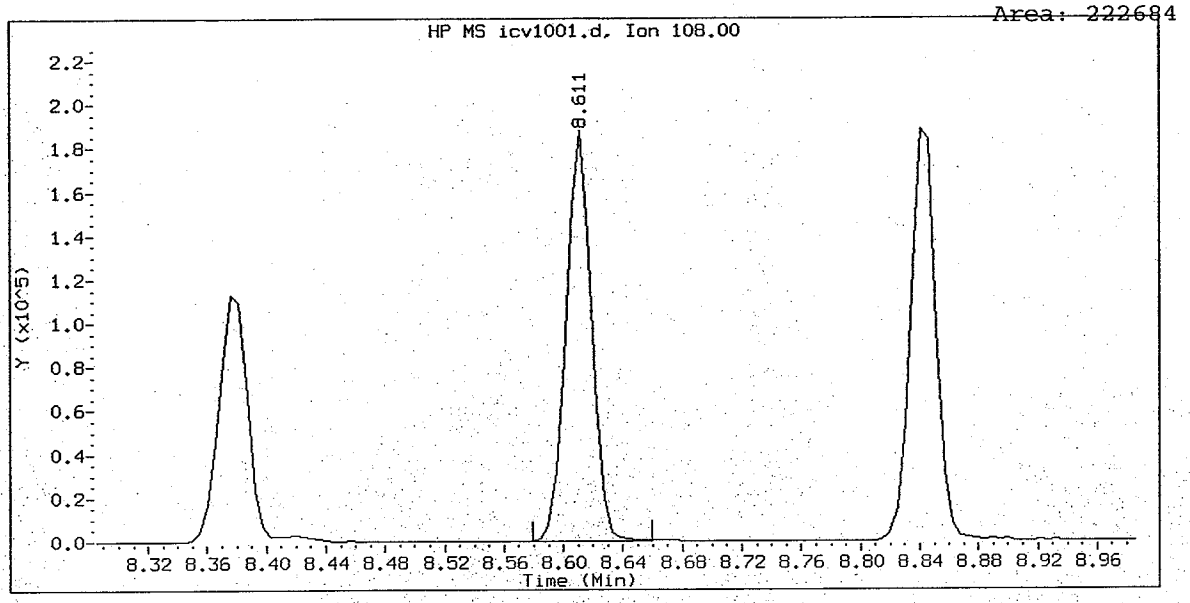

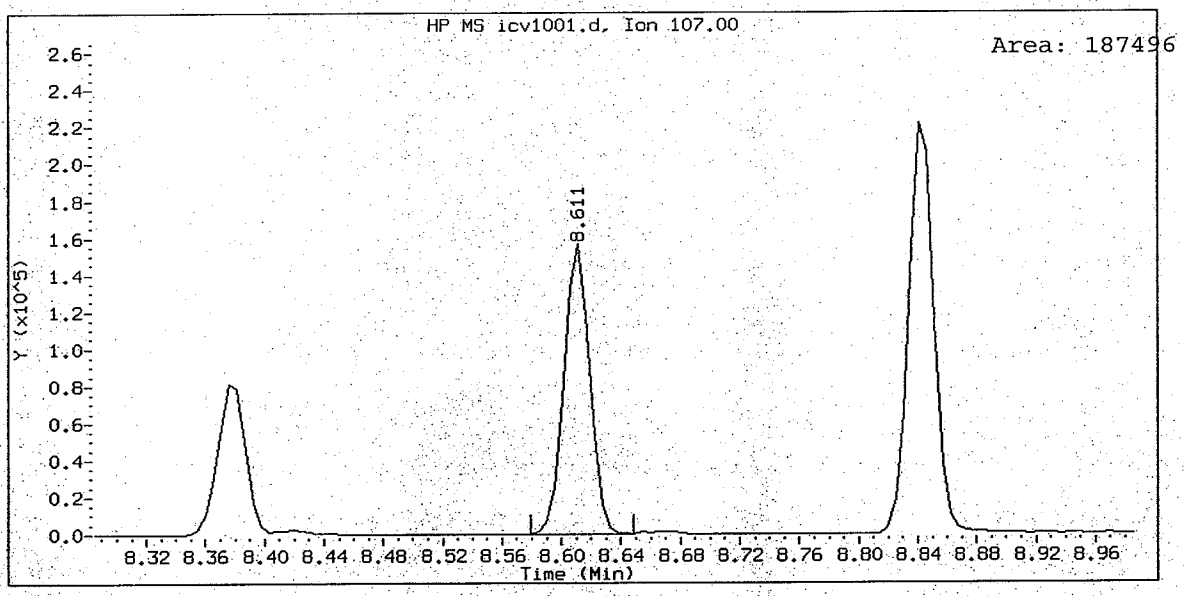

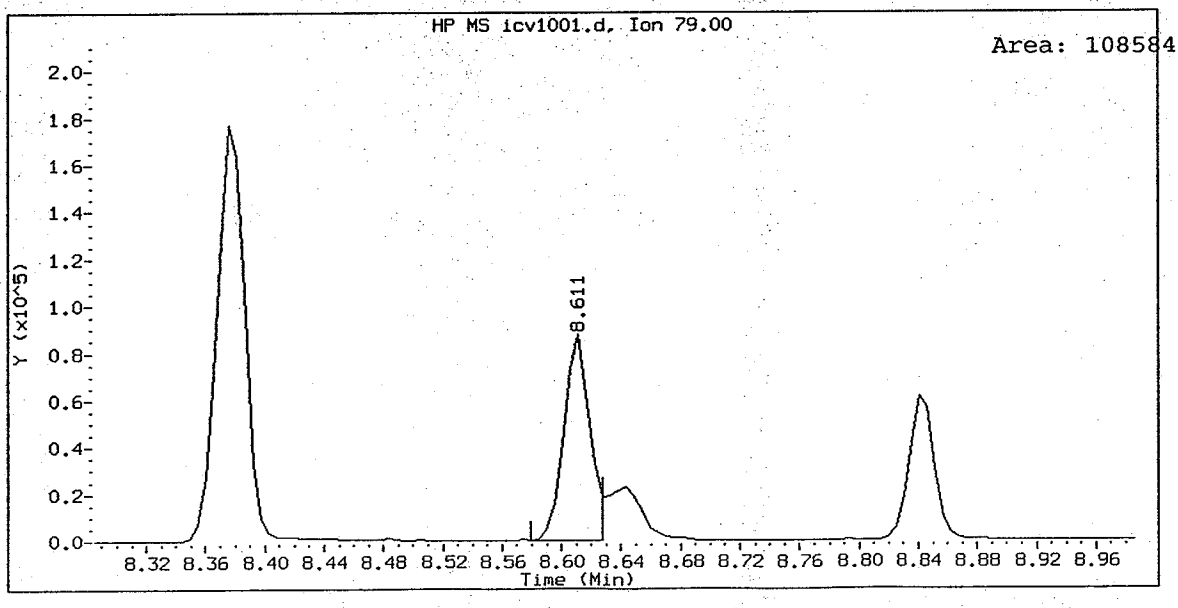

ABN ICV, /chem3/nt4.i/20071001.b/icv1001.d
Benzoic acid Amount: 51.37

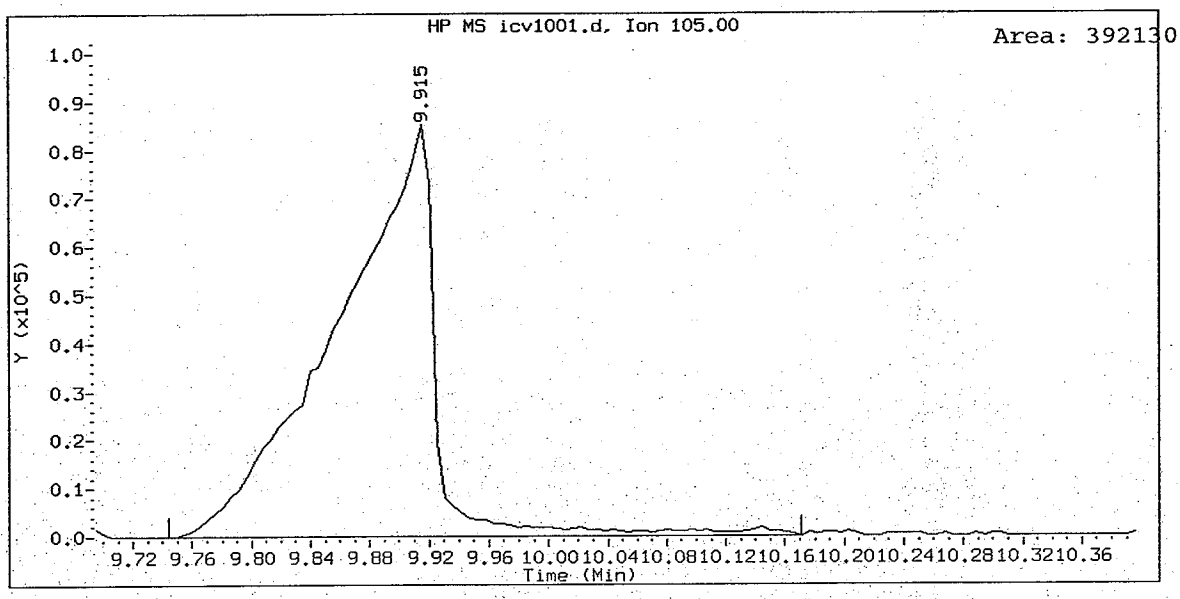

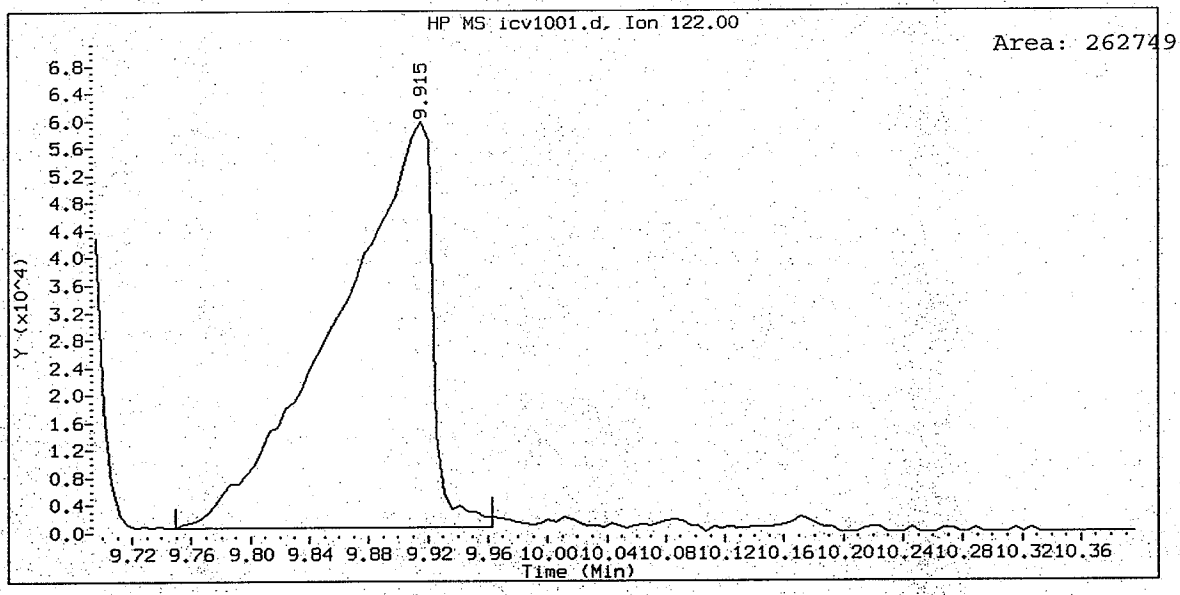

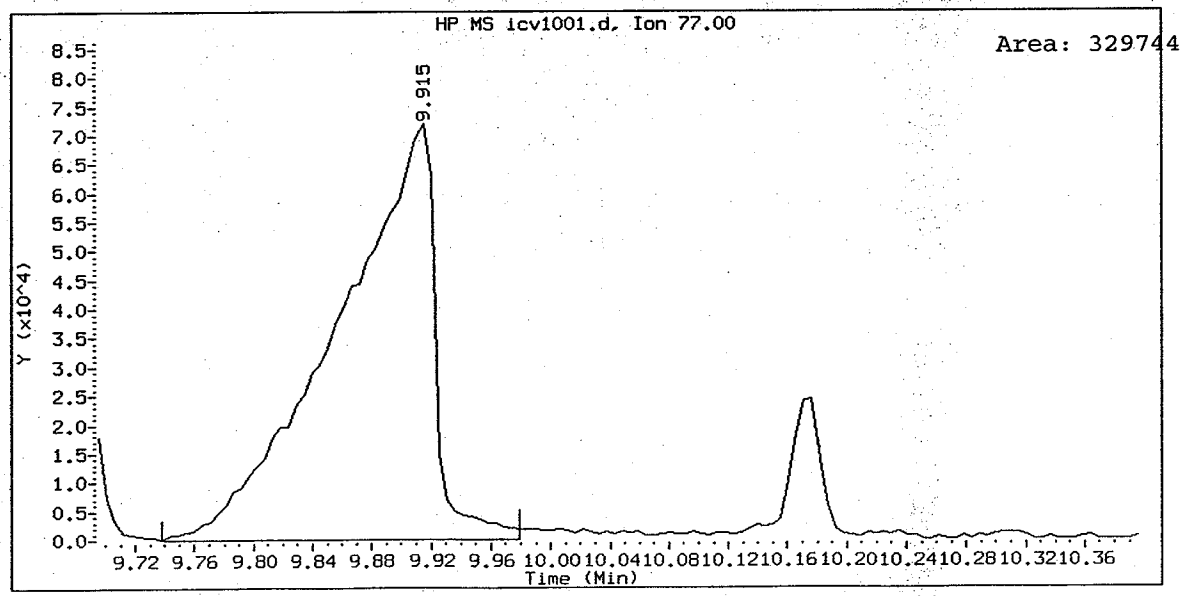

7B

SEMIVOLATILE 8270-C CONTINUING CALIBRATION CHECK

Lab Name: ANALYTICAL RESOURCES, INC Client: ANCHOR

ARI Job No: LR71 Project: KIMBERLY CLARK ANACO

Instrument ID: NT6 Cont. Calib. Date: 10/18/07

Init. Calib. Date: 09/29/07 Cont. Calib. Time: 1007

COMPOUND	$\overline{RRF}$	RRF25	MIN RRF	%D	MAX %D
Phenol	2.333	2.135	0.100	8.5	20.0
Bis(2-Chloroethyl)ether	1.577	1.586	0.100	-0.6	
2-Chlorophenol	1.404	1.380	0.100	1.7	
1,3-Dichlorobenzene	1.560	1.491	0.100	4.4	
1,4-Dichlorobenzene	1.608	1.544	0.100	4.0	20.0
1,2-Dichlorobenzene	1.513	1.441	0.100	4.8	
Benzyl alcohol	0.912	1.134	0.100	-24.3	
2,2'-oxybis(1-Chloropropane)	1.455	1.615	0.100	-11.0	
2-Methylphenol	1.341	1.478	0.100	-10.2	
Hexachloroethane	0.710	0.676	0.100	4.8	
N-Nitroso-di-n-propylamine	1.406	1.479	0.050	-5.2	
4-Methylphenol	1.405	1.603	0.100	-14.1	
Nitrobenzene	0.690	0.619	0.100	10.3	
Isophorone	1.016	1.019	0.100	-0.3	
2-Nitrophenol	0.231	0.220	0.100	4.8	20.0
2,4-Dimethylphenol	0.527	0.505	0.100	4.2	
Bis(2-Chloroethoxy)methane	0.563	0.557	0.100	1.1	
2,4-Dichlorophenol	0.349	0.354	0.100	-1.4	20.0
1,2,4-Trichlorobenzene	0.426	0.384	0.100	9.8	
Naphthalene	1.233	1.165	0.100	5.5	
Benzoic acid	0.360	0.395	0.100	-9.7	
4-Chloroaniline	0.477	0.481	0.100	-0.8	
Hexachlorobutadiene	0.284	0.242	0.100	14.8	20.0
4-Chloro-3-methylphenol	0.408	0.428	0.100	-4.9	20.0
2-Methylnaphthalene	0.620	0.608	0.100	1.9	
Hexachlorocyclopentadiene	0.444	0.419	0.050	5.6	
2,4,6-Trichlorophenol	0.494	0.448	0.100	9.3	20.0
2,4,5-Trichlorophenol	0.478	0.458	0.100	4.2	
2-Chloronaphthalene	1.338	1.170	0.100	12.6	
2-Nitroaniline	0.599	0.555	0.100	7.3	
Acenaphthylene	2.051	1.854	0.100	9.6	
Dimethylphthalate	1.354	1.295	0.100	4.4	
2,6-Dinitrotoluene	0.337	0.301	0.100	10.7	
Acenaphthene	1.294	1.204	0.100	7.0	20.0
3-Nitroaniline	0.322	0.351	0.100	-9.0	
2,4-Dinitrophenol	0.249	0.311	0.050	-24.9	
Dibenzofuran	1.814	1.730	0.100	4.6	

<- Outside QC limits

FORM VII SV-1

SEMIVOLATILE 8270-C CONTINUING CALIBRATION CHECK

Lab Name: ANALYTICAL RESOURCES, INC Client: ANCHOR

ARI Job No: LR71 Project: KIMBERLY CLARK ANACO

Instrument ID: NT6 Cont. Calib. Date: 10/18/07

Init. Calib. Date: 09/29/07 Cont. Calib. Time: 1007

COMPOUND	$\overline{RRF}$	RRF25	MIN RRF	%D	MAX %D
4-Nitrophenol	0.294	0.274	0.050	6.8	
2,4-Dinitrotoluene	0.409	0.409	0.100	0.0	
Fluorene	1.432	1.389	0.100	3.0	
4-Chlorophenyl-phenylether	0.798	0.733	0.100	8.1	
Diethylphthalate	1.368	1.369	0.100	-0.1	
4-Nitroaniline	0.288	0.326	0.100	-13.2	
4,6-Dinitro-2-methylphenol	0.202	0.202	0.100	0.0	
N-Nitrosodiphenylamine(1)	0.510	0.462	0.100	9.4	
4-Bromophenyl-phenylether	0.277	0.251	0.100	9.4	
Hexachlorobenzene	0.282	0.250	0.100	11.3	
Pentachlorophenol	0.177	0.165	0.100	6.8	20.0
Phenanthrene	1.283	1.223	0.100	4.7	
Anthracene	1.285	1.248	0.100	2.9	
Carbazole	1.143	1.130	0.100	1.1	
Di-n-butylphthalate	1.333	1.343	0.100	-0.8	
Fluoranthene	1.467	1.445	0.100	1.5	20.0
Pyrene	1.436	1.441	0.100	-0.3	
Butylbenzylphthalate	0.631	0.618	0.100	2.1	
Benzo(a)anthracene	1.567	1.438	0.100	8.2	
3,3'-Dichlorobenzidine	0.641	0.568	0.100	11.4	
Chrysene	1.408	1.284	0.100	8.8	
bis(2-Ethylhexyl)phthalate	0.605	0.617	0.100	-2.0	
Di-n-octylphthalate	1.154	1.089	0.100	5.6	20.0
Benzo(b)fluoranthene	1.436	1.500	0.100	-4.4	
Benzo(k)fluoranthene	1.519	1.435	0.100	5.5	
Benzo(a)pyrene	1.318	1.266	0.100	3.9	20.0
Indeno(1,2,3-cd)pyrene	1.564	1.435	0.100	8.2	
Dibenzo(a,h)anthracene	1.314	1.207	0.100	8.1	
Benzo(g,h,i)perylene	1.564	1.191	0.100	23.8	
N-Nitrosodimethylamine	1.145	1.193	0.100	-4.2	
Aniline	2.678	2.522	0.100	5.8	
Benzidine	0.671	0.505	0.100	24.7	
Pyridine	1.695	1.866	0.100	-10.1	
1-methylnaphthalene	0.618	0.615	0.100	0.5	
Azobenzene (1,2-DP-Hydrazine	1.992	1.894	0.100	4.9	

(1) Cannot be separated from Diphenylamine
<- Outside QC limits

7C

SEMIVOLATILE 8270-C CONTINUING CALIBRATION CHECK

Lab Name: ANALYTICAL RESOURCES, INC Client: ANCHOR

ARI Job No: LR71 Project: KIMBERLY CLARK ANACO

Instrument ID: NT6 Cont. Calib. Date: 10/18/07

Init. Calib. Date: 09/29/07 Cont. Calib. Time: 1007

COMPOUND	$\overline{RRF}$	RRF25	MIN RRF	%D	MAX %D
2-Fluorophenol	1.474	1.497	0.100	-1.6	
Phenol-d5	1.883	1.876	0.100	0.4	
2-Chlorophenol-d4	1.254	1.257	0.100	-0.2	
1,2-Dichlorobenzene-d4	0.940	0.929	0.100	1.2	
Nitrobenzene-d5	0.642	0.588	0.100	8.4	
2-Fluorobiphenyl	1.557	1.366	0.100	12.3	
2,4,6-Tribromophenol	0.194	0.195	0.100	-0.5	
Terphenyl-d14	0.899	0.921	0.100	-2.4	

<- Outside QC limits

Data File: /chem1/nt6.i/20071018.b/cc1018.d
Report Date: 18-Oct-2007 10:42

Analytical Resources, Inc.

CONTINUING CALIBRATION COMPOUNDS

Instrument ID: nt6.i
Lab File ID: cc1018.d
Analysis Type:
Lab Sample ID: ABN 25
Method: /chem1/nt6.i/20071018.b/SW846.m

Injection Date: 18-OCT-2007 10:07
Init. Cal. Date(s): 29-SEP-2007 01-OCT-2007
Init. Cal. Times: 14:57 13:47
Quant Type: ISTD

COMPOUND	RRF / AMOUNT	RF25	MIN RRF	%D / %DRIFT	MAX %D / %DRIFT	CURVE TYPE
$ 1 2-Fluorophenol	1.47384	1.49686	0.010	1.56209	100	Averaged
$ 2 Phenol-d5	1.88273	1.87646	0.010	-0.33314	100	Averaged
3 Phenol	2.33331	2.13545	0.010	-8.47959	20.00000	Averaged
$ 5 2-Chlorophenol-d4	1.25395	1.25671	0.010	0.21955	100	Averaged
4 Bis(2-Chloroethyl)ether	1.57685	1.58583	0.010	0.56972	100	Averaged
6 2-Chlorophenol	1.40371	1.37998	0.010	-1.69030	100	Averaged
7 1,3-Dichlorobenzene	1.55975	1.49143	0.010	-4.38000	100	Averaged
9 1,4-Dichlorobenzene	1.60848	1.54404	0.010	-4.00578	20.00000	Averaged
$ 10 1,2-Dichlorobenzene-d4	0.94033	0.92927	0.010	-1.17599	100	Averaged
12 1,2-Dichlorobenzene	1.51270	1.44066	0.010	-4.76271	100	Averaged
11 Benzyl alcohol	0.91233	1.13392	0.010	24.28925	100	Averaged
14 2,2'-oxybis(1-Chloropropane	1.45514	1.61480	0.010	10.97143	100	Averaged
13 2-Methylphenol	1.34096	1.47781	0.010	10.20550	100	Averaged
17 Hexachloroethane	0.71048	0.67649	0.010	-4.78475	100	Averaged
16 N-Nitroso-di-n-propylamine	1.40625	1.47926	0.050	5.19160	100	Averaged
15 4-Methylphenol	1.40450	1.60349	0.010	14.16778	100	Averaged
$ 18 Nitrobenzene-d5	0.64259	0.58840	0.010	-8.43302	100	Averaged
19 Nitrobenzene	0.68968	0.61892	0.010	-10.25991	100	Averaged
20 Isophorone	1.01554	1.01922	0.010	0.36266	100	Averaged
21 2-Nitrophenol	0.23065	0.22027	0.010	-4.49948	20.00000	Averaged
22 2,4-Dimethylphenol	0.52701	0.50516	0.010	-4.14635	100	Averaged
23 Bis(2-Chloroethoxy)methane	0.56290	0.55733	0.010	-0.98919	100	Averaged
24 Benzoic acid	0.35970	0.39545	0.010	9.93949	100	Averaged
25 2,4-Dichlorophenol	0.34931	0.35367	0.010	1.24713	20.00000	Averaged
26 1,2,4-Trichlorobenzene	0.42584	0.38413	0.010	-9.79495	100	Averaged
28 Naphthalene	1.23282	1.16503	0.010	-5.49893	100	Averaged
29 4-Chloroaniline	0.47690	0.48116	0.010	0.89319	100	Averaged
30 Hexachlorobutadiene	0.28403	0.24247	0.010	-14.63315	20.00000	Averaged
31 4-Chloro-3-methylphenol	0.40805	0.42809	0.010	4.91018	20.00000	Averaged
32 2-Methylnaphthalene	0.61944	0.60800	0.010	-1.84815	100	Averaged
33 Hexachlorocyclopentadiene	0.44421	0.41891	0.050	-5.69691	100	Averaged
34 2,4,6-Trichlorophenol	0.49375	0.44859	0.010	-9.14535	20.00000	Averaged
35 2,4,5-Trichlorophenol	0.47824	0.45807	0.010	-4.21717	100	Averaged
$ 36 2-Fluorobiphenyl	1.55719	1.36611	0.010	-12.27080	100	Averaged
37 2-Chloronaphthalene	1.33788	1.16958	0.010	-12.57926	100	Averaged

Analytical Resources, Inc.

CONTINUING CALIBRATION COMPOUNDS

Instrument ID: nt6.i Injection Date: 18-OCT-2007 10:07
Lab File ID: cc1018.d Init. Cal. Date(s): 29-SEP-2007 01-OCT-2007
Analysis Type: Init. Cal. Times: 14:57 13:47
Lab Sample ID: ABN 25 Quant Type: ISTD
Method: /chem1/nt6.i/20071018.b/SW846.m

COMPOUND	RRF / AMOUNT	RF25	MIN RRF	%D / %DRIFT	MAX %D / %DRIFT	CURVE TYPE
38 2-Nitroaniline	0.59919	0.55533	0.010	-7.32018	100	Averaged
39 Dimethylphthalate	1.35379	1.29475	0.010	-4.36109	100	Averaged
40 Acenaphthylene	2.05083	1.85406	0.010	-9.59447	100	Averaged
41 2,6-Dinitrotoluene	0.33674	0.30097	0.010	-10.62275	100	Averaged
43 3-Nitroaniline	0.32156	0.35116	0.010	9.20627	100	Averaged
44 Acenaphthene	1.29437	1.20370	0.010	-7.00526	20.00000	Averaged
45 2,4-Dinitrophenol	0.24942	0.31139	0.050	24.84535	100	Averaged
46 Dibenzofuran	1.81339	1.72951	0.010	-4.62557	100	Averaged
47 4-Nitrophenol	0.29394	0.27456	0.050	-6.59377	100	Averaged
48 2,4-Dinitrotoluene	0.40959	0.40912	0.010	-0.11594	100	Averaged
50 Diethylphthalate	1.36855	1.36885	0.010	0.02215	100	Averaged
49 Fluorene	1.43231	1.38924	0.010	-3.00694	100	Averaged
51 4-Chlorophenyl-phenylether	0.79815	0.73289	0.010	-8.17536	100	Averaged
52 4-Nitroaniline	0.28780	0.32645	0.010	13.42961	100	Averaged
53 4,6-Dinitro-2-methylphenol	0.20256	0.20191	0.010	-0.31823	100	Averaged
54 N-Nitrosodiphenylamine	0.50987	0.46216	0.010	-9.35816	20.00000	Averaged
$ 55 2,4,6-Tribromophenol	0.19404	0.19516	0.010	0.57343	100	Averaged
56 4-Bromophenyl-phenylether	0.27681	0.25066	0.010	-9.44786	100	Averaged
57 Hexachlorobenzene	0.28163	0.25039	0.010	-11.09352	100	Averaged
58 Pentachlorophenol	0.17671	0.16528	0.010	-6.46606	20.00000	Averaged
60 Phenanthrene	1.28321	1.22289	0.010	-4.70117	100	Averaged
61 Anthracene	1.28488	1.24767	0.010	-2.89592	100	Averaged
62 Carbazole	1.14292	1.13015	0.010	-1.11739	100	Averaged
63 Di-n-butylphthalate	1.33265	1.34271	0.010	0.75473	100	Averaged
64 Fluoranthene	1.46745	1.44529	0.010	-1.50981	20.00000	Averaged
65 Pyrene	1.43642	1.44091	0.010	0.31265	100	Averaged
$ 66 Terphenyl-d14	0.89909	0.92114	0.010	2.45288	100	Averaged
67 Butylbenzylphthalate	0.63160	0.61837	0.010	-2.09591	100	Averaged
68 Benzo(a)anthracene	1.56703	1.43773	0.010	-8.25135	100	Averaged
70 3,3'-Dichlorobenzidine	0.64134	0.56811	0.010	-11.41749	100	Averaged
71 Chrysene	1.40821	1.28404	0.010	-8.81744	100	Averaged
72 bis(2-Ethylhexyl)phthalate	0.60475	0.61732	0.010	2.07820	100	Averaged
73 Di-n-octylphthalate	1.15362	1.08892	0.010	-5.60810	20.00000	Averaged
74 Benzo(b)fluoranthene	1.43619	1.49995	0.010	4.43955	100	Averaged
75 Benzo(k)fluoranthene	1.51926	1.43521	0.010	-5.53254	100	Averaged

Analytical Resources, Inc.

CONTINUING CALIBRATION COMPOUNDS

Instrument ID: nt6.i Injection Date: 18-OCT-2007 10:07
Lab File ID: cc1018.d Init. Cal. Date(s): 29-SEP-2007 01-OCT-2007
Analysis Type: Init. Cal. Times: 14:57 13:47
Lab Sample ID: ABN 25 Quant Type: ISTD
Method: /chem1/nt6.i/20071018.b/SW846.m

COMPOUND	RRF / AMOUNT	RF25	MIN RRF	%D / %DRIFT	MAX %D / %DRIFT	CURVE TYPE	
76 Benzo(a)pyrene	1.31840	1.26593	0.010	-3.97964	20.00000	Averaged	
78 Indeno(1,2,3-cd)pyrene	1.56357	1.43505	0.010	-8.21942	100	Averaged	
79 Dibenzo(a,h)anthracene	1.31366	1.20662	0.010	-8.14811	100	Averaged	
80 Benzo(g,h,i)perylene	1.56357	1.19134	0.010	-23.80643	100	Averaged	
90 N-Nitrosodimethylamine	1.14504	1.19321	0.010	4.20694	100	Averaged	
103 Pyridine	1.69497	1.86572	0.010	10.07369	100	Averaged	
91 Aniline	2.67837	2.52235	0.010	-5.82527	100	Averaged	
105 1-methylnaphthalene	0.61773	0.61541	0.010	-0.37607	100	Averaged	
93 Benzidine	0.67141	0.50506	0.010	-24.77533	100	Averaged	
111 Azobenzene (1,2-DP-Hydrazin	1.99216	1.89394	0.010	-4.93054	100	Averaged	
144 alpha-Terpineol	0.37409	0.36772	0.010	-1.70425	100	Averaged	
143 1,4-Dioxane	0.69789	++++	0.010	++++	100	Averaged	<-
$ 137 d8-1,4-Dioxane	0.69921	++++	0.010	++++	100	Averaged	<-
133 Butylatedhydroxytoluene	1.34218	1.14773	0.010	-14.48791	100	Averaged	
115 Tributyl Phosphate	1.17681	1.18916	0.010	1.04928	100	Averaged	
116 Dibutyl Phenyl Phosphate	0.67952	0.68489	0.010	0.79141	100	Averaged	
117 Butyl Diphenyl Phosphate	0.29421	0.29573	0.010	0.51602	100	Averaged	
118 Triphenyl Phosphate	0.23784	0.21547	0.010	-9.40362	100	Averaged	
123 Acetophenone	2.02940	2.05825	0.010	1.42120	100	Averaged	

Analytical Resources, Inc.

Semivolatile Report SW846 Method 8270D

Data file : /chem1/nt6.i/20071018.b/cc1018.d
Lab Smp Id: ABN 25
Inj Date : 18-OCT-2007 10:07
Operator : LJR/VTS Inst ID: nt6.i
Smp Info : ABN 25
Misc Info :
Comment : 1ul Injection
Method : /chem1/nt6.i/20071018.b/SW846.m
Meth Date : 18-Oct-2007 14:52 jeff Quant Type: ISTD
Cal Date : 01-OCT-2007 13:12 Cal File: 0051001.d
Als bottle: 2 Continuing Calibration Sample
Dil Factor: 1.00000
Integrator: HP RTE Compound Sublist: ICAL.sub
Target Version: 3.50

LJR 10/18/07

	Compounds	QUANT SIG MASS	RT	EXP RT	REL RT	RESPONSE	AMOUNTS CAL-AMT (ug/mL)	AMOUNTS ON-COL (ug/mL)
$ 1	2-Fluorophenol	112	5.917	5.917	(0.749)	391737	25.0000	25.39
$ 2	Phenol-d5	99	7.488	7.488	(0.947)	491082	25.0000	24.92
3	Phenol	94	7.504	7.504	(0.949)	558861	25.0000	22.88
$ 5	2-Chlorophenol-d4	132	7.600	7.600	(0.961)	328888	25.0000	25.05
4	Bis(2-Chloroethyl)ether	93	7.579	7.579	(0.959)	415022	25.0000	25.14
6	2-Chlorophenol	128	7.627	7.627	(0.965)	361149	25.0000	24.58
7	1,3-Dichlorobenzene	146	7.840	7.840	(0.992)	390317	25.0000	23.90
* 8	1,4-Dichlorobenzene-d4	152	7.904	7.904	(1.000)	209365	20.0000	
9	1,4-Dichlorobenzene	146	7.931	7.931	(1.003)	404086	25.0000	24.00
$ 10	1,2-Dichlorobenzene-d4	152	8.204	8.204	(1.038)	243195	25.0000	24.71
12	1,2-Dichlorobenzene	146	8.225	8.225	(1.041)	377029	25.0000	23.81
11	Benzyl alcohol	108	8.198	8.198	(1.037)	296755	25.0000	31.07
14	2,2'-oxybis(1-Chloropropane)	45	8.465	8.465	(1.071)	422602	25.0000	27.74
13	2-Methylphenol	108	8.439	8.439	(1.068)	386753	25.0000	27.55
17	Hexachloroethane	117	8.716	8.716	(1.103)	177041	25.0000	23.80
16	N-Nitroso-di-n-propylamine	70	8.679	8.679	(1.098)	387131	25.0000	26.30
15	4-Methylphenol	108	8.674	8.674	(1.097)	419643	25.0000	28.54
$ 18	Nitrobenzene-d5	82	8.845	8.845	(0.882)	512206	25.0000	22.89
19	Nitrobenzene	77	8.871	8.871	(0.884)	538772	25.0000	22.44
20	Isophorone	82	9.261	9.261	(0.923)	887244	25.0000	25.09
21	2-Nitrophenol	139	9.395	9.395	(0.937)	191747	25.0000	23.88
22	2,4-Dimethylphenol	107	9.518	9.518	(0.949)	439744	25.0000	23.96
23	Bis(2-Chloroethoxy)methane	93	9.662	9.662	(0.963)	485159	25.0000	24.75
24	Benzoic acid	105	9.785	9.785	(0.976)	688485	50.0000	54.97 (M)
25	2,4-Dichlorophenol	162	9.780	9.780	(0.975)	307869	25.0000	25.31
26	1,2,4-Trichlorobenzene	180	9.908	9.908	(0.988)	334392	25.0000	22.55
* 27	Naphthalene-d8	136	9.961	9.961	(1.000)	696408	20.0000	(H)

	Compounds	QUANT SIG MASS	RT	EXP RT	REL RT	RESPONSE	AMOUNTS CAL-AMT (ug/mL)	AMOUNTS ON-COL (ug/mL)
	28 Naphthalene	128	9.999	9.999	(0.997)	1014167	25.0000	23.63
	29 4-Chloroaniline	127	10.143	10.143	(1.011)	418856	25.0000	25.22
	30 Hexachlorobutadiene	225	10.319	10.319	(1.029)	211071	25.0000	21.34
	31 4-Chloro-3-methylphenol	107	10.971	10.971	(1.094)	372653	25.0000	26.23
	32 2-Methylnaphthalene	141	11.126	11.126	(1.109)	529266	25.0000	24.54
	33 Hexachlorocyclopentadiene	237	11.510	11.510	(0.896)	223224	25.0000	23.58
	34 2,4,6-Trichlorophenol	196	11.644	11.644	(0.907)	239044	25.0000	22.71
	35 2,4,5-Trichlorophenol	196	11.703	11.703	(0.911)	244093	25.0000	23.95
$	36 2-Fluorobiphenyl	172	11.777	11.777	(0.917)	727963	25.0000	21.93
	37 2-Chloronaphthalene	162	11.906	11.906	(0.927)	623241	25.0000	21.86
	38 2-Nitroaniline	65	12.141	12.141	(0.945)	295921	25.0000	23.17
	39 Dimethylphthalate	163	12.525	12.525	(0.975)	689936	25.0000	23.91
	40 Acenaphthylene	152	12.584	12.584	(0.980)	987980	25.0000	22.60
	41 2,6-Dinitrotoluene	165	12.616	12.616	(0.983)	160377	25.0000	22.34
*	42 Acenaphthene-d10	164	12.841	12.841	(1.000)	426299	20.0000	
	43 3-Nitroaniline	138	12.825	12.825	(0.999)	187125	25.0000	27.30
	44 Acenaphthene	153	12.894	12.894	(1.004)	641418	25.0000	23.25
	45 2,4-Dinitrophenol	184	12.995	12.995	(1.012)	331861	50.0000	62.42
	46 Dibenzofuran	168	13.156	13.156	(1.025)	921613	25.0000	23.84
	47 4-Nitrophenol	109	13.145	13.145	(1.024)	146307	25.0000	23.35
	48 2,4-Dinitrotoluene	165	13.241	13.241	(1.031)	218007	25.0000	24.97
	50 Diethylphthalate	149	13.695	13.695	(1.067)	729424	25.0000	25.01
	49 Fluorene	166	13.711	13.711	(1.068)	740292	25.0000	24.25
	51 4-Chlorophenyl-phenylether	204	13.743	13.743	(1.070)	390540	25.0000	22.96
	52 4-Nitroaniline	138	13.823	13.823	(1.077)	173955	25.0000	28.36
	53 4,6-Dinitro-2-methylphenol	198	13.904	13.904	(0.913)	346731	50.0000	49.84
	54 N-Nitrosodiphenylamine	169	13.952	13.952	(0.916)	396812	25.0000	22.66
$	55 2,4,6-Tribromophenol	330	14.139	14.139	(1.101)	103993	25.0000	25.14
	56 4-Bromophenyl-phenylether	248	14.529	14.529	(0.954)	215216	25.0000	22.64
	57 Hexachlorobenzene	284	14.742	14.742	(0.968)	214985	25.0000	22.23
	58 Pentachlorophenol	266	15.047	15.047	(0.988)	141915	25.0000	23.38
*	59 Phenanthrene-d10	188	15.223	15.223	(1.000)	686887	20.0000	
	60 Phenanthrene	178	15.261	15.261	(1.002)	1049982	25.0000	23.82
	61 Anthracene	178	15.335	15.335	(1.007)	1071260	25.0000	24.28
	62 Carbazole	167	15.624	15.624	(1.026)	970356	25.0000	24.72
	63 Di-n-butylphthalate	149	16.350	16.350	(1.074)	1152865	25.0000	25.19
	64 Fluoranthene	202	17.205	17.205	(1.130)	1240941	25.0000	24.62
	65 Pyrene	202	17.563	17.563	(0.898)	1294563	25.0000	25.08
$	66 Terphenyl-d14	244	17.884	17.884	(0.914)	827587	25.0000	25.61
	67 Butylbenzylphthalate	149	18.776	18.776	(0.960)	555561	25.0000	24.48
	68 Benzo(a)anthracene	228	19.529	19.529	(0.999)	1291704	25.0000	22.94
*	69 Chrysene-d12	240	19.556	19.556	(1.000)	718747	20.0000	
	70 3,3'-Dichlorobenzidine	252	19.545	19.545	(0.999)	510413	25.0000	22.15
	71 Chrysene	228	19.598	19.598	(1.002)	1153626	25.0000	22.80
	72 bis(2-Ethylhexyl)phthalate	149	19.785	19.785	(0.955)	796029	25.0000	25.52
*	134 Di-n-octylphthalate-d4	153	20.720	20.720	(1.000)	1031594	20.0000	
	73 Di-n-octylphthalate	149	20.731	20.731	(1.000)	1404158	25.0000	23.60

	Compounds	QUANT SIG MASS	RT	EXP RT	REL RT	RESPONSE	AMOUNTS CAL-AMT (ug/mL)	AMOUNTS ON-COL (ug/mL)
74	Benzo(b)fluoranthene	252	21.190	21.190	(0.976)	1276304	25.0000	26.11
75	Benzo(k)fluoranthene	252	21.228	21.228	(0.977)	1221212	25.0000	23.62
76	Benzo(a)pyrene	252	21.639	21.639	(0.996)	1077176	25.0000	24.01
* 77	Perylene-d12	264	21.719	21.719	(1.000)	680717	20.0000	
78	Indeno(1,2,3-cd)pyrene	276	23.215	23.215	(1.069)	1221081	25.0000	22.95
79	Dibenzo(a,h)anthracene	278	23.236	23.236	(1.070)	1026711	25.0000	22.96
80	Benzo(g,h,i)perylene	276	23.616	23.616	(1.087)	1013706	25.0000	19.05
90	N-Nitrosodimethylamine	74	3.139	3.139	(0.397)	312270	25.0000	26.05
103	Pyridine	79	3.118	3.118	(0.394)	488270	25.0000	27.52
91	Aniline	93	7.456	7.456	(0.943)	660115	25.0000	23.54
105	1-methylnaphthalene	141	11.297	11.297	(1.126)	535717	25.0000	24.91
93	Benzidine	184	17.461	17.461	(0.893)	453767	25.0000	18.81
111	Azobenzene (1,2-DP-Hydrazine)	77	14.000	14.000	(1.090)	1009231	25.0000	23.77
144	alpha-Terpineol	59	10.031	10.031	(1.000)	320101	25.0000	24.57
143	1,4-Dioxane	88	Compound Not Detected.					
$ 137	d8-1,4-Dioxane	96	Compound Not Detected.					
133	Butylatedhydroxytoluene	205	13.028	13.028	(1.015)	611594	25.0000	21.38
115	Tributyl Phosphate	99	14.064	14.064	(0.924)	1021022	25.0000	25.26
116	Dibutyl Phenyl Phosphate	175	15.795	15.795	(1.038)	588055	25.0000	25.20
117	Butyl Diphenyl Phosphate	94	17.483	17.483	(0.894)	265695	25.0000	25.13
118	Triphenyl Phosphate	326	19.091	19.091	(0.976)	193590	25.0000	22.65
123	Acetophenone	105	8.610	8.610	(1.089)	538656	25.0000	25.36

QC Flag Legend

M - Compound response manually integrated.
H - Operator selected an alternate compound hit.

Analytical Resources, Inc.

INTERNAL STANDARD COMPOUNDS
AREA AND RT SUMMARY

Instrument ID: nt6.i
Lab File ID: cc1018.d
Lab Smp Id: ABN 25
Analysis Type: SV
Quant Type: ISTD
Operator: LJR/VTS
Method File: /chem1/nt6.i/20071018.b/SW846.m
Misc Info:

Calibration Date: 18-OCT-2007
Calibration Time: 10:07

Level:
Sample Type:

Test Mode:
Use Initial Calibration Level 4.

		AREA LIMIT			
COMPOUND	STANDARD	LOWER	UPPER	SAMPLE	%DIFF
8 1,4-Dichlorobenze	212076	106038	424152	209365	-1.28
27 Naphthalene-d8	656578	328289	1313156	696408	6.07
42 Acenaphthene-d10	353705	176852	707410	426299	20.52
59 Phenanthrene-d10	526440	263220	1052880	686887	30.48
69 Chrysene-d12	581923	290962	1163846	718747	23.51
134 Di-n-octylphthala	979097	489548	1958194	1031594	5.36
77 Perylene-d12	686531	343266	1373062	680717	-0.85

		RT LIMIT			
COMPOUND	STANDARD	LOWER	UPPER	SAMPLE	%DIFF
8 1,4-Dichlorobenze	7.90	7.40	8.40	7.90	0.00
27 Naphthalene-d8	9.96	9.46	10.46	9.96	0.00
42 Acenaphthene-d10	12.84	12.34	13.34	12.84	0.00
59 Phenanthrene-d10	15.22	14.72	15.72	15.22	0.00
69 Chrysene-d12	19.56	19.06	20.06	19.56	0.00
134 Di-n-octylphthala	20.72	20.22	21.22	20.72	0.00
77 Perylene-d12	21.72	21.22	22.22	21.72	0.00

AREA UPPER LIMIT = +100% of internal standard area.
AREA LOWER LIMIT = - 50% of internal standard area.
RT UPPER LIMIT = + 0.50 minutes of internal standard RT.
RT LOWER LIMIT = - 0.50 minutes of internal standard RT.

Data File: /chem1/nt6.i/20071018.b/cc1018.d
Date : 18-OCT-2007 10:07
Client ID:
Sample Info: ABN 25

Instrument: nt6.i

Operator: LJR/VTS
Column diameter: 0.32

Column phase: ZB-5

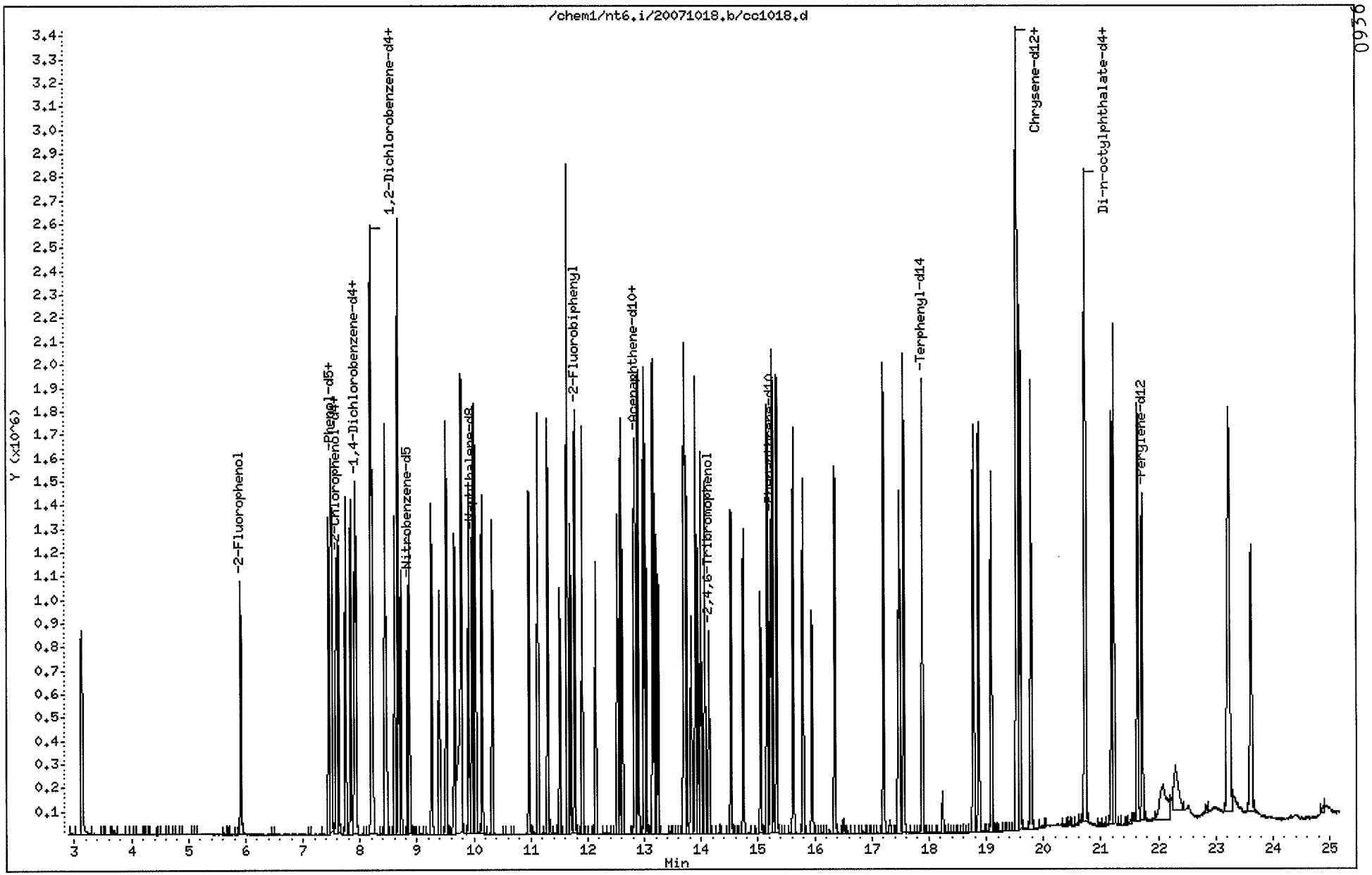

ABN 25, /chem1/nt6.i/20071018.b/cc1018.d
Naphthalene-d8 Amount: 20.00

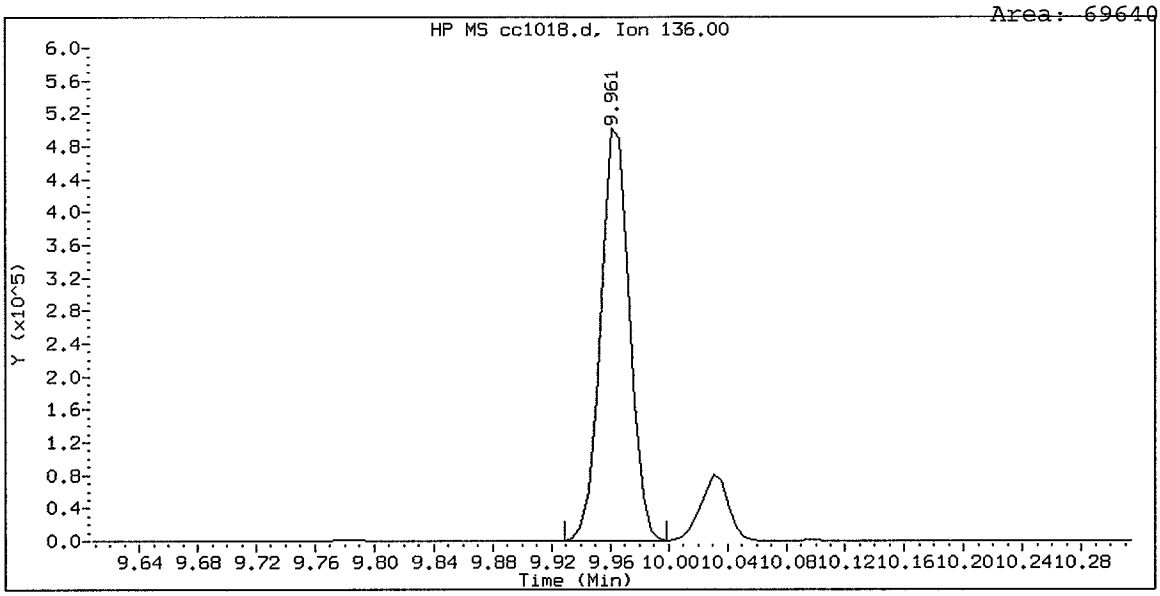

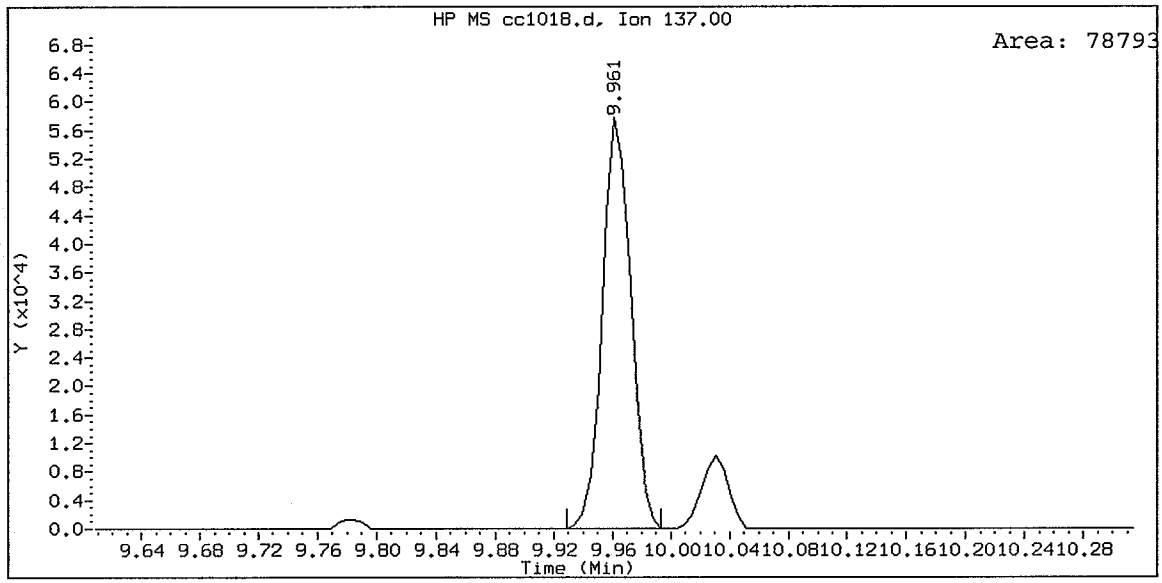

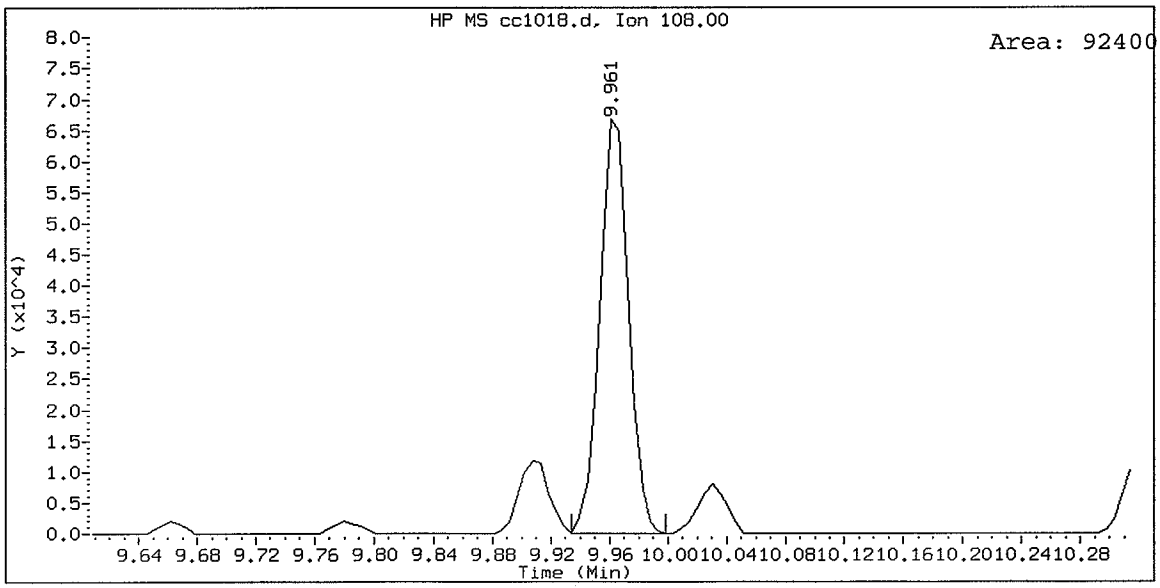

ABN 25, /chem1/nt6.i/20071018.b/cc1018.d
Benzoic acid Amount: 54.97

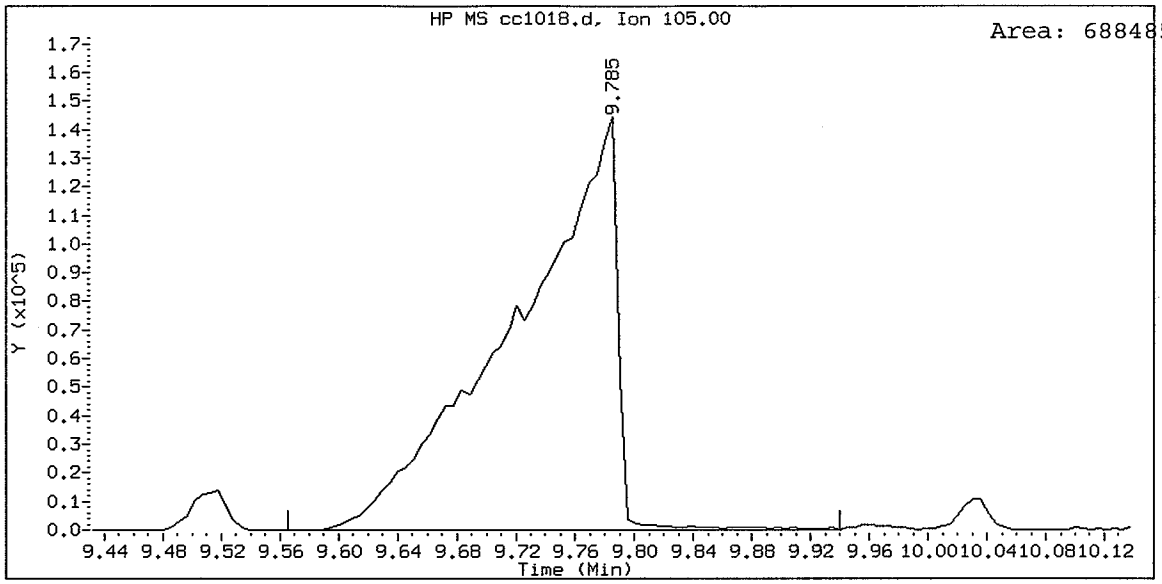

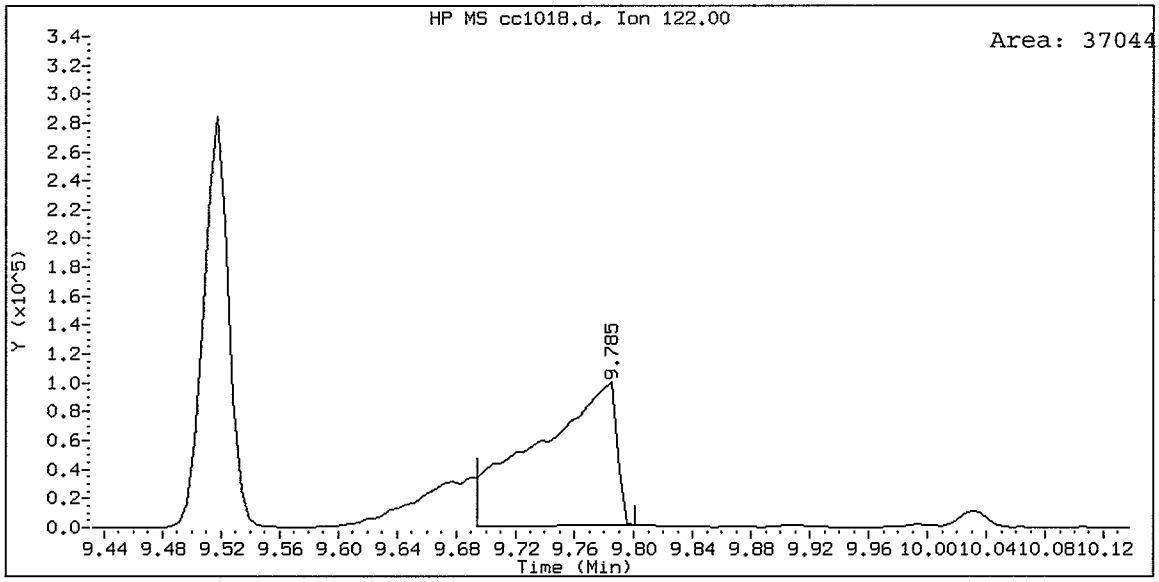

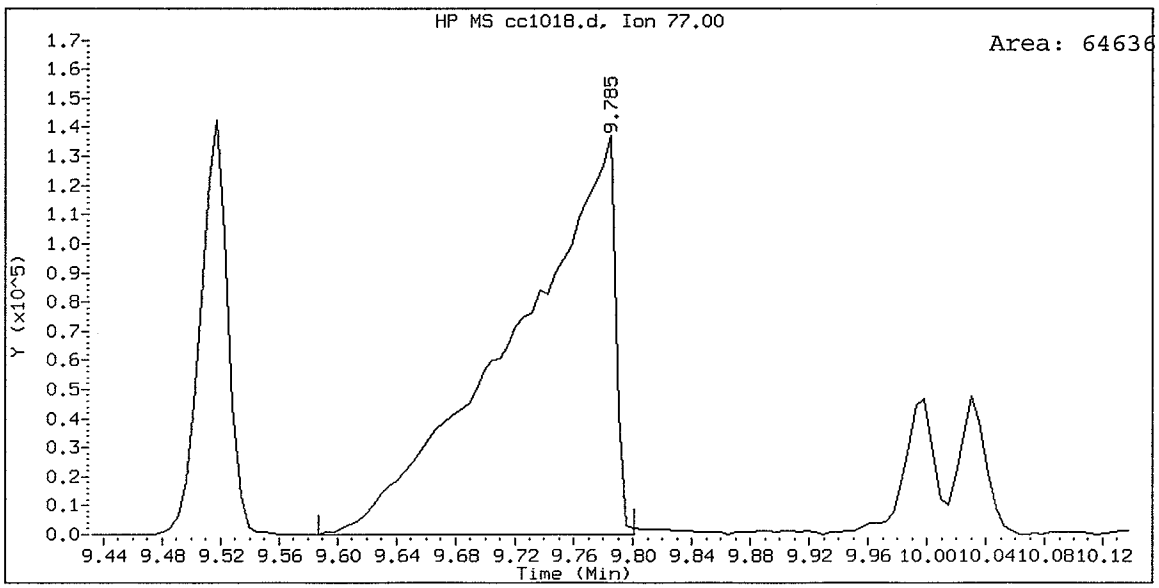

Analytical Resources Inc.
ABN by sw846 8270C
DDT Breakdown Report

Data file: /chem1/nt6.i/20071018.b/ddt.b/cc1018.d ARI ID:
Method: /chem1/nt6.i/20071018.b/ddt.b/sw846ddt.m Misc:
Analysis Date: 18-OCT-2007 10:07 Instrument: nt6.i

COMPOUND	RT	AREA
Pentachlorophenol	15.047	141915
Benzidine	17.461	453767
4,4'-DDE	----	----
4,4'-DDD	18.396	1267
4,4'-DDT	18.872	454737

$$\text{DDT Percent Breakdown} = \frac{(\text{DDE Area} + \text{DDD Area}) * 100}{(\text{DDE Area} + \text{DDD Area} + \text{DDT Area})}$$

$$\text{DDT Percent Breakdown} = \frac{(0 + 1267) * 100}{(0 + 1267 + 454737)}$$

DDT Percent Breakdown = 0.3 %

Data File: /chem1/nt6.i/20071018.b/ddt.b/cc1018.d
Injection Date: 18-OCT-2007 10:07
Instrument: nt6.i
Client Sample ID:

Compound: Pentachlorophenol
CAS Number: 87-86-5

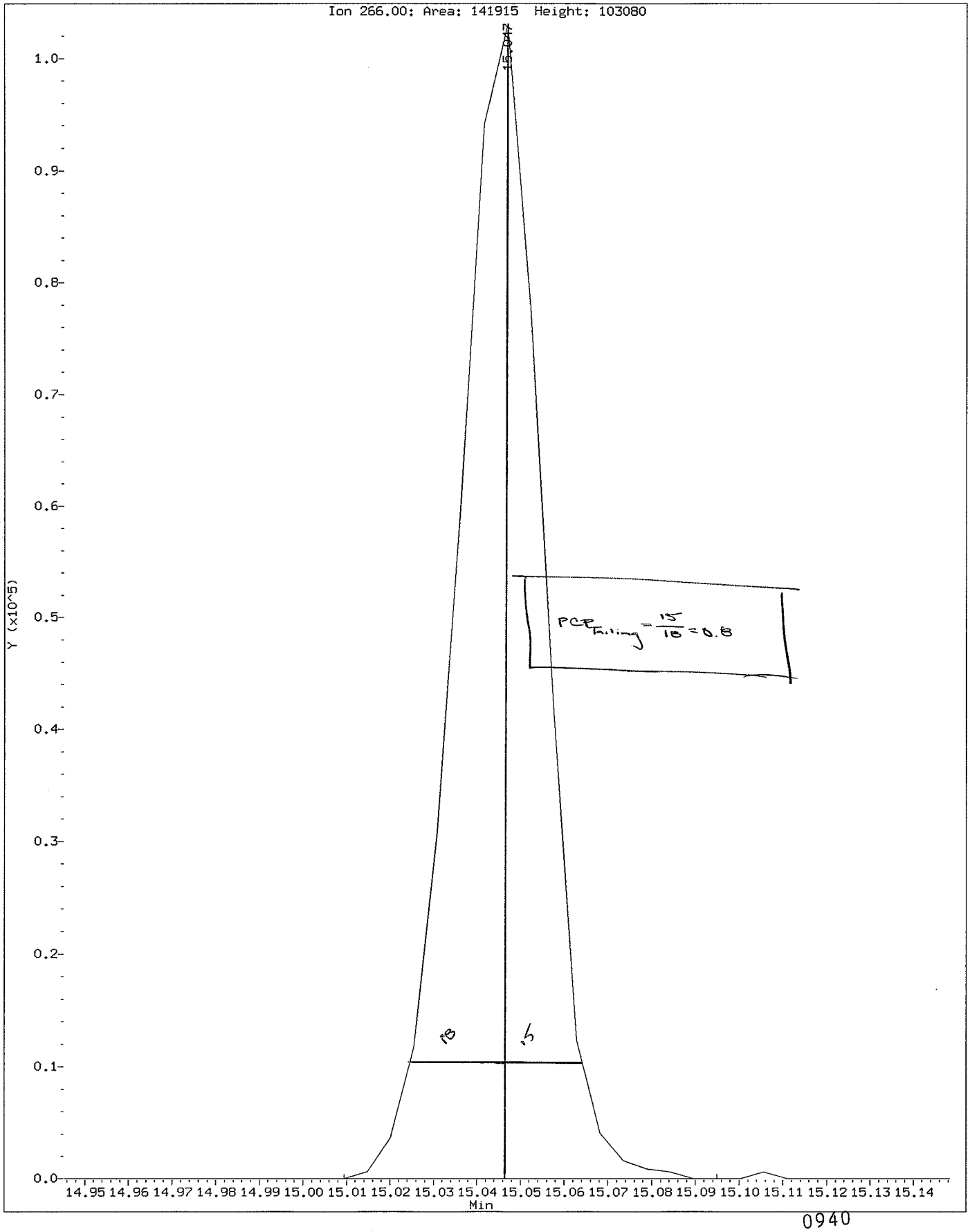

0940

Data File: /chem1/nt6.i/20071018.b/ddt.b/cc1018.d
Injection Date: 18-OCT-2007 10:07
Instrument: nt6.i
Client Sample ID:

Compound: Benzidine
CAS Number:

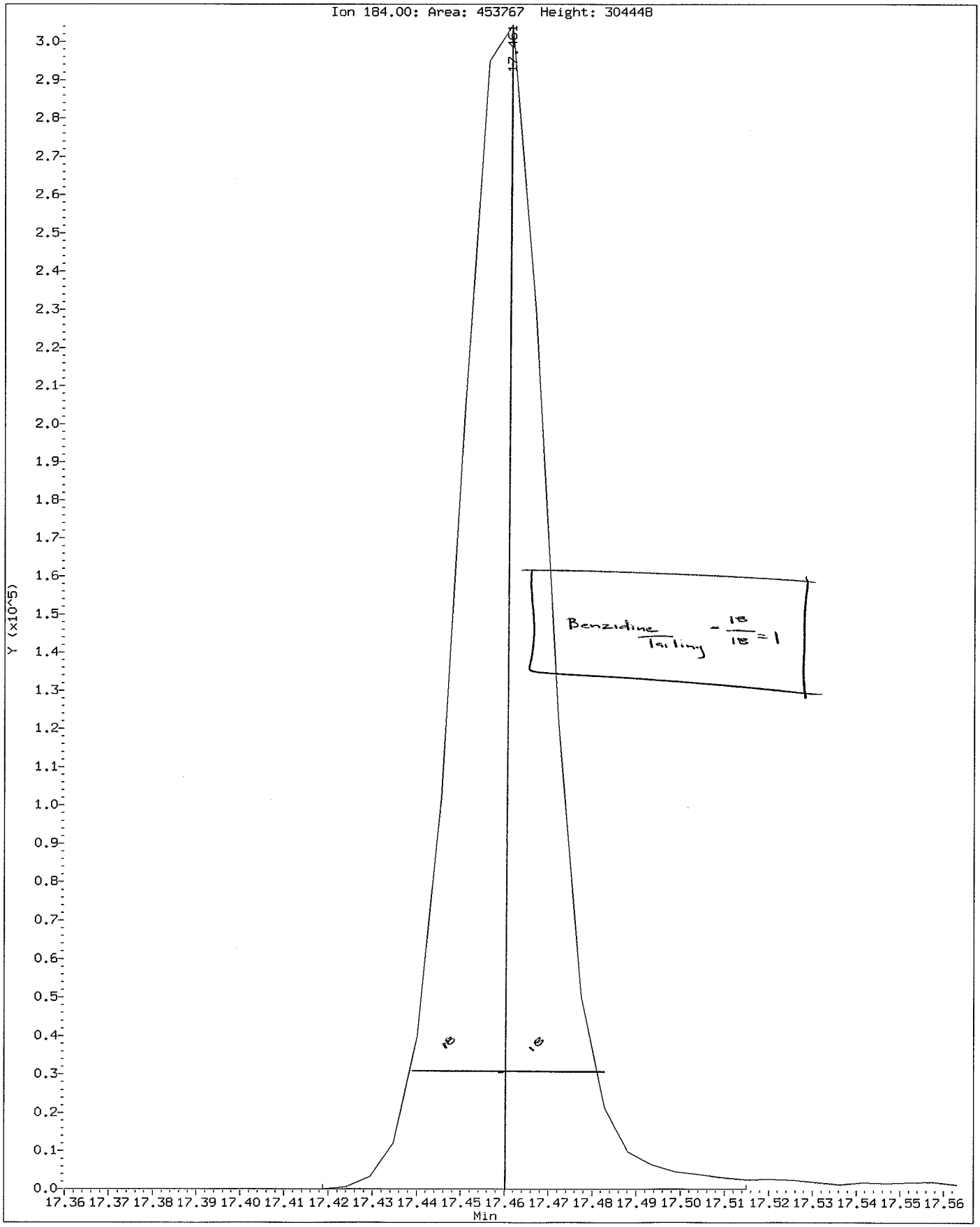

7B

SEMIVOLATILE 8270-C CONTINUING CALIBRATION CHECK

Lab Name: ANALYTICAL RESOURCES, INC Client: ANCHOR

ARI Job No: LR71 Project: KIMBERLY CLARK ANACO

Instrument ID: NT6 Cont. Calib. Date: 10/19/07

Init. Calib. Date: 09/29/07 Cont. Calib. Time: 0925

COMPOUND	$\overline{RRF}$	RRF25	MIN RRF	%D	MAX %D
Phenol	2.333	2.043	0.100	12.4	20.0
Bis(2-Chloroethyl)ether	1.577	1.580	0.100	-0.2	
2-Chlorophenol	1.404	1.351	0.100	3.8	
1,3-Dichlorobenzene	1.560	1.481	0.100	5.1	
1,4-Dichlorobenzene	1.608	1.534	0.100	4.6	20.0
1,2-Dichlorobenzene	1.513	1.444	0.100	4.6	
Benzyl alcohol	0.912	1.057	0.100	-15.9	
2,2'-oxybis(1-Chloropropane)	1.455	1.570	0.100	-7.9	
2-Methylphenol	1.341	1.406	0.100	-4.8	
Hexachloroethane	0.710	0.650	0.100	8.4	
N-Nitroso-di-n-propylamine	1.406	1.357	0.050	3.5	
4-Methylphenol	1.405	1.506	0.100	-7.2	
Nitrobenzene	0.690	0.610	0.100	11.6	
Isophorone	1.016	0.957	0.100	5.8	
2-Nitrophenol	0.231	0.222	0.100	3.9	20.0
2,4-Dimethylphenol	0.527	0.492	0.100	6.6	
Bis(2-Chloroethoxy)methane	0.563	0.541	0.100	3.9	
2,4-Dichlorophenol	0.349	0.347	0.100	0.6	20.0
1,2,4-Trichlorobenzene	0.426	0.384	0.100	9.8	
Naphthalene	1.233	1.155	0.100	6.3	
Benzoic acid	0.360	0.354	0.100	1.7	
4-Chloroaniline	0.477	0.460	0.100	3.6	
Hexachlorobutadiene	0.284	0.246	0.100	13.4	20.0
4-Chloro-3-methylphenol	0.408	0.399	0.100	2.2	20.0
2-Methylnaphthalene	0.620	0.593	0.100	4.4	
Hexachlorocyclopentadiene	0.444	0.374	0.050	15.8	
2,4,6-Trichlorophenol	0.494	0.447	0.100	9.5	20.0
2,4,5-Trichlorophenol	0.478	0.457	0.100	4.4	
2-Chloronaphthalene	1.338	1.196	0.100	10.6	
2-Nitroaniline	0.599	0.527	0.100	12.0	
Acenaphthylene	2.051	1.872	0.100	8.7	
Dimethylphthalate	1.354	1.254	0.100	7.4	
2,6-Dinitrotoluene	0.337	0.299	0.100	11.3	
Acenaphthene	1.294	1.209	0.100	6.6	20.0
3-Nitroaniline	0.322	0.332	0.100	-3.1	
2,4-Dinitrophenol	0.249	0.270	0.050	-8.4	
Dibenzofuran	1.814	1.721	0.100	5.1	

<- Outside QC limits

FORM VII SV-1

SEMIVOLATILE 8270-C CONTINUING CALIBRATION CHECK

Lab Name: ANALYTICAL RESOURCES, INC Client: ANCHOR

ARI Job No: LR71 Project: KIMBERLY CLARK ANACO

Instrument ID: NT6 Cont. Calib. Date: 10/19/07

Init. Calib. Date: 09/29/07 Cont. Calib. Time: 0925

COMPOUND	$\overline{RRF}$	RRF25	MIN RRF	%D	MAX %D
4-Nitrophenol	0.294	0.287	0.050	2.4	
2,4-Dinitrotoluene	0.409	0.385	0.100	5.9	
Fluorene	1.432	1.369	0.100	4.4	
4-Chlorophenyl-phenylether	0.798	0.710	0.100	11.0	
Diethylphthalate	1.368	1.324	0.100	3.2	
4-Nitroaniline	0.288	0.317	0.100	-10.1	
4,6-Dinitro-2-methylphenol	0.202	0.191	0.100	5.4	
N-Nitrosodiphenylamine(1)	0.510	0.447	0.100	12.4	
4-Bromophenyl-phenylether	0.277	0.246	0.100	11.2	
Hexachlorobenzene	0.282	0.247	0.100	12.4	
Pentachlorophenol	0.177	0.162	0.100	8.5	20.0
Phenanthrene	1.283	1.207	0.100	5.9	
Anthracene	1.285	1.236	0.100	3.8	
Carbazole	1.143	1.127	0.100	1.4	
Di-n-butylphthalate	1.333	1.355	0.100	-1.6	
Fluoranthene	1.467	1.491	0.100	-1.6	20.0
Pyrene	1.436	1.374	0.100	4.3	
Butylbenzylphthalate	0.631	0.613	0.100	2.8	
Benzo(a)anthracene	1.567	1.388	0.100	11.4	
3,3'-Dichlorobenzidine	0.641	0.576	0.100	10.1	
Chrysene	1.408	1.269	0.100	9.9	
bis(2-Ethylhexyl)phthalate	0.605	0.615	0.100	-1.6	
Di-n-octylphthalate	1.154	1.080	0.100	6.4	20.0
Benzo(b)fluoranthene	1.436	1.498	0.100	-4.3	
Benzo(k)fluoranthene	1.519	1.437	0.100	5.4	
Benzo(a)pyrene	1.318	1.257	0.100	4.6	20.0
Indeno(1,2,3-cd)pyrene	1.564	1.410	0.100	9.8	
Dibenzo(a,h)anthracene	1.314	1.192	0.100	9.3	
Benzo(g,h,i)perylene	1.564	1.164	0.100	25.6	
N-Nitrosodimethylamine	1.145	1.230	0.100	-7.4	
Aniline	2.678	2.378	0.100	11.2	
Benzidine	0.671	0.466	0.100	30.6	
Pyridine	1.695	1.888	0.100	-11.4	
1-methylnaphthalene	0.618	0.600	0.100	2.9	
Azobenzene (1,2-DP-Hydrazine	1.992	1.795	0.100	9.9	

(1) Cannot be separated from Diphenylamine
<- Outside QC limits

7C

SEMIVOLATILE 8270-C CONTINUING CALIBRATION CHECK

Lab Name: ANALYTICAL RESOURCES, INC Client: ANCHOR

ARI Job No: LR71 Project: KIMBERLY CLARK ANACO

Instrument ID: NT6 Cont. Calib. Date: 10/19/07

Init. Calib. Date: 09/29/07 Cont. Calib. Time: 0925

COMPOUND	$\overline{RRF}$	RRF25	MIN RRF	%D	MAX %D
2-Fluorophenol	1.474	1.458	0.100	1.1	
Phenol-d5	1.883	1.816	0.100	3.6	
2-Chlorophenol-d4	1.254	1.221	0.100	2.6	
1,2-Dichlorobenzene-d4	0.940	0.907	0.100	3.5	
Nitrobenzene-d5	0.642	0.578	0.100	10.0	
2-Fluorobiphenyl	1.557	1.391	0.100	10.7	
2,4,6-Tribromophenol	0.194	0.189	0.100	2.6	
Terphenyl-d14	0.899	0.876	0.100	2.6	

<- Outside QC limits

Data File: /chem1/nt6.i/20071019.b/cc1019.d
Report Date: 20-Oct-2007 08:54

Analytical Resources, Inc.

CONTINUING CALIBRATION COMPOUNDS

Instrument ID: nt6.i
Lab File ID: cc1019.d
Analysis Type:
Lab Sample ID: ABN 25
Method: /chem1/nt6.i/20071019.b/SW846.m

Injection Date: 19-OCT-2007 09:25
Init. Cal. Date(s): 29-SEP-2007 01-OCT-2007
Init. Cal. Times: 14:57 13:47
Quant Type: ISTD

COMPOUND	RRF / AMOUNT	RF25	MIN RRF	%D / %DRIFT	MAX %D / %DRIFT	CURVE TYPE
$ 1 2-Fluorophenol	1.47384	1.45854	0.010	-1.03767	100	Averaged
$ 2 Phenol-d5	1.88273	1.81628	0.010	-3.52984	100	Averaged
3 Phenol	2.33331	2.04330	0.010	-12.42916	20.00000	Averaged
$ 5 2-Chlorophenol-d4	1.25395	1.22106	0.010	-2.62281	100	Averaged
4 Bis(2-Chloroethyl)ether	1.57685	1.58010	0.010	0.20609	100	Averaged
6 2-Chlorophenol	1.40371	1.35108	0.010	-3.74882	100	Averaged
7 1,3-Dichlorobenzene	1.55975	1.48097	0.010	-5.05049	100	Averaged
9 1,4-Dichlorobenzene	1.60848	1.53376	0.010	-4.64517	20.00000	Averaged
$ 10 1,2-Dichlorobenzene-d4	0.94033	0.90725	0.010	-3.51741	100	Averaged
12 1,2-Dichlorobenzene	1.51270	1.44394	0.010	-4.54601	100	Averaged
11 Benzyl alcohol	0.91233	1.05741	0.010	15.90227	100	Averaged
14 2,2'-oxybis(1-Chloropropane	1.45514	1.56950	0.010	7.85902	100	Averaged
13 2-Methylphenol	1.34096	1.40584	0.010	4.83849	100	Averaged
17 Hexachloroethane	0.71048	0.65021	0.010	-8.48276	100	Averaged
16 N-Nitroso-di-n-propylamine	1.40625	1.35730	0.050	-3.48110	100	Averaged
15 4-Methylphenol	1.40450	1.50624	0.010	7.24344	100	Averaged
$ 18 Nitrobenzene-d5	0.64259	0.57792	0.010	-10.06297	100	Averaged
19 Nitrobenzene	0.68968	0.61031	0.010	-11.50805	100	Averaged
20 Isophorone	1.01554	0.95728	0.010	-5.73655	100	Averaged
21 2-Nitrophenol	0.23065	0.22223	0.010	-3.65003	20.00000	Averaged
22 2,4-Dimethylphenol	0.52701	0.49171	0.010	-6.69718	100	Averaged
23 Bis(2-Chloroethoxy)methane	0.56290	0.54075	0.010	-3.93442	100	Averaged
24 Benzoic acid	0.35970	0.35387	0.010	-1.62136	100	Averaged
25 2,4-Dichlorophenol	0.34931	0.34691	0.010	-0.68791	20.00000	Averaged
26 1,2,4-Trichlorobenzene	0.42584	0.38445	0.010	-9.72124	100	Averaged
28 Naphthalene	1.23282	1.15495	0.010	-6.31631	100	Averaged
29 4-Chloroaniline	0.47690	0.45999	0.010	-3.54653	100	Averaged
30 Hexachlorobutadiene	0.28403	0.24579	0.010	-13.46221	20.00000	Averaged
31 4-Chloro-3-methylphenol	0.40805	0.39862	0.010	-2.30999	20.00000	Averaged
32 2-Methylnaphthalene	0.61944	0.59276	0.010	-4.30715	100	Averaged
33 Hexachlorocyclopentadiene	0.44421	0.37411	0.050	-15.78087	100	Averaged
34 2,4,6-Trichlorophenol	0.49375	0.44725	0.010	-9.41669	20.00000	Averaged
35 2,4,5-Trichlorophenol	0.47824	0.45744	0.010	-4.34936	100	Averaged
$ 36 2-Fluorobiphenyl	1.55719	1.39135	0.010	-10.64973	100	Averaged
37 2-Chloronaphthalene	1.33788	1.19650	0.010	-10.56775	100	Averaged

Analytical Resources, Inc.

CONTINUING CALIBRATION COMPOUNDS

Instrument ID: nt6.i
Lab File ID: cc1019.d
Analysis Type:
Lab Sample ID: ABN 25
Method: /chem1/nt6.i/20071019.b/SW846.m

Injection Date: 19-OCT-2007 09:25
Init. Cal. Date(s): 29-SEP-2007 01-OCT-2007
Init. Cal. Times: 14:57 13:47
Quant Type: ISTD

COMPOUND	RRF / AMOUNT	RF25	MIN RRF	%D / %DRIFT	MAX %D / %DRIFT	CURVE TYPE
38 2-Nitroaniline	0.59919	0.52713	0.010	-12.02645	100	Averaged
39 Dimethylphthalate	1.35379	1.25393	0.010	-7.37636	100	Averaged
40 Acenaphthylene	2.05083	1.87259	0.010	-8.69114	100	Averaged
41 2,6-Dinitrotoluene	0.33674	0.29872	0.010	-11.29096	100	Averaged
43 3-Nitroaniline	0.32156	0.33192	0.010	3.22179	100	Averaged
44 Acenaphthene	1.29437	1.20912	0.010	-6.58615	20.00000	Averaged
45 2,4-Dinitrophenol	0.24942	0.27038	0.050	8.40317	100	Averaged
46 Dibenzofuran	1.81339	1.72114	0.010	-5.08761	100	Averaged
47 4-Nitrophenol	0.29394	0.28732	0.050	-2.25345	100	Averaged
48 2,4-Dinitrotoluene	0.40959	0.38497	0.010	-6.01033	100	Averaged
50 Diethylphthalate	1.36855	1.32453	0.010	-3.21618	100	Averaged
49 Fluorene	1.43231	1.36888	0.010	-4.42862	100	Averaged
51 4-Chlorophenyl-phenylether	0.79815	0.71034	0.010	-11.00068	100	Averaged
52 4-Nitroaniline	0.28780	0.31669	0.010	10.03892	100	Averaged
53 4,6-Dinitro-2-methylphenol	0.20256	0.19107	0.010	-5.67318	100	Averaged
54 N-Nitrosodiphenylamine	0.50987	0.44665	0.010	-12.39991	20.00000	Averaged
$ 55 2,4,6-Tribromophenol	0.19404	0.18880	0.010	-2.70020	100	Averaged
56 4-Bromophenyl-phenylether	0.27681	0.24615	0.010	-11.07563	100	Averaged
57 Hexachlorobenzene	0.28163	0.24692	0.010	-12.32464	100	Averaged
58 Pentachlorophenol	0.17671	0.16206	0.010	-8.29065	20.00000	Averaged
60 Phenanthrene	1.28321	1.20747	0.010	-5.90275	100	Averaged
61 Anthracene	1.28488	1.23596	0.010	-3.80700	100	Averaged
62 Carbazole	1.14292	1.12712	0.010	-1.38224	100	Averaged
63 Di-n-butylphthalate	1.33265	1.35519	0.010	1.69132	100	Averaged
64 Fluoranthene	1.46745	1.49125	0.010	1.62221	20.00000	Averaged
65 Pyrene	1.43642	1.37363	0.010	-4.37145	100	Averaged
$ 66 Terphenyl-d14	0.89909	0.87553	0.010	-2.62047	100	Averaged
67 Butylbenzylphthalate	0.63160	0.61261	0.010	-3.00731	100	Averaged
68 Benzo(a)anthracene	1.56703	1.38853	0.010	-11.39070	100	Averaged
70 3,3'-Dichlorobenzidine	0.64134	0.57595	0.010	-10.19638	100	Averaged
71 Chrysene	1.40821	1.26943	0.010	-9.85471	100	Averaged
72 bis(2-Ethylhexyl)phthalate	0.60475	0.61519	0.010	1.72594	100	Averaged
73 Di-n-octylphthalate	1.15362	1.08042	0.010	-6.34496	20.00000	Averaged
74 Benzo(b)fluoranthene	1.43619	1.49779	0.010	4.28894	100	Averaged
75 Benzo(k)fluoranthene	1.51926	1.43682	0.010	-5.42666	100	Averaged

Analytical Resources, Inc.

CONTINUING CALIBRATION COMPOUNDS

Instrument ID: nt6.i
Lab File ID: cc1019.d
Analysis Type:
Lab Sample ID: ABN 25
Method: /chem1/nt6.i/20071019.b/SW846.m

Injection Date: 19-OCT-2007 09:25
Init. Cal. Date(s): 29-SEP-2007 01-OCT-2007
Init. Cal. Times: 14:57 13:47
Quant Type: ISTD

COMPOUND	RRF / AMOUNT	RF25	MIN RRF	%D / %DRIFT	MAX %D / %DRIFT	CURVE TYPE	
76 Benzo(a)pyrene	1.31840	1.25669	0.010	-4.68085	20.00000	Averaged	
78 Indeno(1,2,3-cd)pyrene	1.56357	1.41005	0.010	-9.81878	100	Averaged	
79 Dibenzo(a,h)anthracene	1.31366	1.19176	0.010	-9.27986	100	Averaged	
80 Benzo(g,h,i)perylene	1.56357	1.16390	0.010	-25.56117	100	Averaged	
90 N-Nitrosodimethylamine	1.14504	1.23058	0.010	7.47075	100	Averaged	
103 Pyridine	1.69497	1.88768	0.010	11.36940	100	Averaged	
91 Aniline	2.67837	2.37850	0.010	-11.19595	100	Averaged	
105 1-methylnaphthalene	0.61773	0.60014	0.010	-2.84765	100	Averaged	
93 Benzidine	0.67141	0.46653	0.010	-30.51541	100	Averaged	
111 Azobenzene (1,2-DP-Hydrazin	1.99216	1.79511	0.010	-9.89167	100	Averaged	
144 alpha-Terpineol	0.37409	0.34471	0.010	-7.85386	100	Averaged	
143 1,4-Dioxane	0.69789	++++	0.010	++++	100	Averaged	<-
$ 137 d8-1,4-Dioxane	0.69921	++++	0.010	++++	100	Averaged	<-
133 Butylatedhydroxytoluene	1.34218	1.15769	0.010	-13.74592	100	Averaged	
115 Tributyl Phosphate	1.17681	1.15829	0.010	-1.57370	100	Averaged	
116 Dibutyl Phenyl Phosphate	0.67952	0.68861	0.010	1.33892	100	Averaged	
117 Butyl Diphenyl Phosphate	0.29421	0.27653	0.010	-6.01165	100	Averaged	
118 Triphenyl Phosphate	0.23784	0.22177	0.010	-6.75882	100	Averaged	
123 Acetophenone	2.02940	1.88807	0.010	-6.96442	100	Averaged	

Analytical Resources, Inc.

Semivolatile Report SW846 Method 8270D

Data file : /chem1/nt6.i/20071019.b/cc1019.d
Lab Smp Id: ABN 25 Client Smp ID: ABN CCAL
Inj Date : 19-OCT-2007 09:25
Operator : LJR/VTS Inst ID: nt6.i
Smp Info : ABN 25
Misc Info :
Comment : 1ul Injection
Method : /chem1/nt6.i/20071019.b/SW846.m
Meth Date : 20-Oct-2007 08:54 jeff Quant Type: ISTD
Cal Date : 01-OCT-2007 13:12 Cal File: 0051001.d
Als bottle: 2 Continuing Calibration Sample
Dil Factor: 1.00000
Integrator: HP RTE Compound Sublist: ICAL.sub
Target Version: 3.50

LJR 10/25/07

	Compounds	QUANT SIG MASS	RT	EXP RT	REL RT	RESPONSE	AMOUNTS CAL-AMT (ug/mL)	AMOUNTS ON-COL (ug/mL)
$ 1	2-Fluorophenol	112	5.847	5.847	(0.746)	412811	25.0000	24.74
$ 2	Phenol-d5	99	7.428	7.428	(0.948)	514061	25.0000	24.12
3	Phenol	94	7.449	7.449	(0.950)	578314	25.0000	21.89
$ 5	2-Chlorophenol-d4	132	7.535	7.535	(0.961)	345598	25.0000	24.34
4	Bis(2-Chloroethyl)ether	93	7.519	7.519	(0.959)	447215	25.0000	25.05
6	2-Chlorophenol	128	7.561	7.561	(0.965)	382397	25.0000	24.06
7	1,3-Dichlorobenzene	146	7.775	7.775	(0.992)	419160	25.0000	23.74
* 8	1,4-Dichlorobenzene-d4	152	7.839	7.839	(1.000)	226424	20.0000	
9	1,4-Dichlorobenzene	146	7.866	7.866	(1.003)	434100	25.0000	23.84
$ 10	1,2-Dichlorobenzene-d4	152	8.138	8.138	(1.038)	256779	25.0000	24.12
12	1,2-Dichlorobenzene	146	8.160	8.160	(1.041)	408677	25.0000	23.86
11	Benzyl alcohol	108	8.138	8.138	(1.038)	299278	25.0000	28.98
14	2,2'-oxybis(1-Chloropropane)	45	8.400	8.400	(1.072)	444217	25.0000	26.96
13	2-Methylphenol	108	8.384	8.384	(1.069)	397896	25.0000	26.21
17	Hexachloroethane	117	8.651	8.651	(1.104)	184030	25.0000	22.88
16	N-Nitroso-di-n-propylamine	70	8.619	8.619	(1.099)	384156	25.0000	24.13
15	4-Methylphenol	108	8.619	8.619	(1.099)	426310	25.0000	26.81
$ 18	Nitrobenzene-d5	82	8.779	8.779	(0.880)	510920	25.0000	22.48
19	Nitrobenzene	77	8.811	8.811	(0.883)	539549	25.0000	22.12
20	Isophorone	82	9.201	9.201	(0.922)	846297	25.0000	23.57
21	2-Nitrophenol	139	9.335	9.335	(0.936)	196464	25.0000	24.09
22	2,4-Dimethylphenol	107	9.463	9.463	(0.949)	434705	25.0000	23.33
23	Bis(2-Chloroethoxy)methane	93	9.607	9.607	(0.963)	478055	25.0000	24.02
24	Benzoic acid	105	9.730	9.730	(0.975)	625677	50.0000	49.19
25	2,4-Dichlorophenol	162	9.725	9.725	(0.975)	306686	25.0000	24.83
26	1,2,4-Trichlorobenzene	180	9.848	9.848	(0.987)	339875	25.0000	22.57
* 27	Naphthalene-d8	136	9.907	9.907	(1.000)	707249	20.0000	(H)

	Compounds	QUANT SIG MASS	RT	EXP RT	REL RT	RESPONSE	AMOUNTS CAL-AMT (ug/mL)	AMOUNTS ON-COL (ug/mL)
	28 Naphthalene	128	9.933	9.933	(0.996)	1021046	25.0000	23.42
	29 4-Chloroaniline	127	10.088	10.088	(1.011)	406658	25.0000	24.11
	30 Hexachlorobutadiene	225	10.264	10.264	(1.029)	217297	25.0000	21.63
	31 4-Chloro-3-methylphenol	107	10.922	10.922	(1.095)	352408	25.0000	24.42
	32 2-Methylnaphthalene	141	11.066	11.066	(1.109)	524039	25.0000	23.92
	33 Hexachlorocyclopentadiene	237	11.450	11.450	(0.896)	190277	25.0000	21.05
	34 2,4,6-Trichlorophenol	196	11.595	11.595	(0.907)	227478	25.0000	22.65
	35 2,4,5-Trichlorophenol	196	11.653	11.653	(0.911)	232657	25.0000	23.91
$	36 2-Fluorobiphenyl	172	11.723	11.723	(0.917)	707655	25.0000	22.34
	37 2-Chloronaphthalene	162	11.851	11.851	(0.927)	608550	25.0000	22.36
	38 2-Nitroaniline	65	12.091	12.091	(0.946)	268104	25.0000	21.99
	39 Dimethylphthalate	163	12.476	12.476	(0.976)	637759	25.0000	23.16
	40 Acenaphthylene	152	12.530	12.530	(0.980)	952416	25.0000	22.83
	41 2,6-Dinitrotoluene	165	12.567	12.567	(0.983)	151930	25.0000	22.18
*	42 Acenaphthene-d10	164	12.786	12.786	(1.000)	406888	20.0000	
	43 3-Nitroaniline	138	12.775	12.775	(0.999)	168817	25.0000	25.81
	44 Acenaphthene	153	12.839	12.839	(1.004)	614971	25.0000	23.35
	45 2,4-Dinitrophenol	184	12.946	12.946	(1.013)	275034	50.0000	54.20
	46 Dibenzofuran	168	13.101	13.101	(1.025)	875387	25.0000	23.73
	47 4-Nitrophenol	109	13.107	13.107	(1.025)	146134	25.0000	24.44
	48 2,4-Dinitrotoluene	165	13.192	13.192	(1.032)	195801	25.0000	23.50
	50 Diethylphthalate	149	13.646	13.646	(1.067)	673670	25.0000	24.20
	49 Fluorene	166	13.662	13.662	(1.069)	696227	25.0000	23.89
	51 4-Chlorophenyl-phenylether	204	13.694	13.694	(1.071)	361288	25.0000	22.25
	52 4-Nitroaniline	138	13.780	13.780	(1.078)	161071	25.0000	27.51
	53 4,6-Dinitro-2-methylphenol	198	13.854	13.854	(0.913)	311333	50.0000	47.16
	54 N-Nitrosodiphenylamine	169	13.902	13.902	(0.916)	363893	25.0000	21.90
$	55 2,4,6-Tribromophenol	330	14.089	14.089	(1.102)	96027	25.0000	24.32
	56 4-Bromophenyl-phenylether	248	14.479	14.479	(0.954)	200544	25.0000	22.23
	57 Hexachlorobenzene	284	14.693	14.693	(0.968)	201171	25.0000	21.92
	58 Pentachlorophenol	266	14.998	14.998	(0.988)	132034	25.0000	22.93
*	59 Phenanthrene-d10	188	15.174	15.174	(1.000)	651776	20.0000	
	60 Phenanthrene	178	15.211	15.211	(1.002)	983749	25.0000	23.52
	61 Anthracene	178	15.281	15.281	(1.007)	1006964	25.0000	24.05
	62 Carbazole	167	15.575	15.575	(1.026)	918289	25.0000	24.65
	63 Di-n-butylphthalate	149	16.312	16.312	(1.075)	1104104	25.0000	25.42
	64 Fluoranthene	202	17.156	17.156	(1.131)	1214954	25.0000	25.41
	65 Pyrene	202	17.514	17.514	(0.898)	1266852	25.0000	23.91
$	66 Terphenyl-d14	244	17.840	17.840	(0.914)	807473	25.0000	24.34
	67 Butylbenzylphthalate	149	18.737	18.737	(0.960)	564990	25.0000	24.25
	68 Benzo(a)anthracene	228	19.485	19.485	(0.999)	1280600	25.0000	22.15
*	69 Chrysene-d12	240	19.512	19.512	(1.000)	737814	20.0000	
	70 3,3'-Dichlorobenzidine	252	19.506	19.506	(1.000)	531176	25.0000	22.45
	71 Chrysene	228	19.554	19.554	(1.002)	1170758	25.0000	22.54
	72 bis(2-Ethylhexyl)phthalate	149	19.747	19.747	(0.955)	819286	25.0000	25.43
*	134 Di-n-octylphthalate-d4	153	20.687	20.687	(1.000)	1065410	20.0000	
	73 Di-n-octylphthalate	149	20.698	20.698	(1.000)	1438866	25.0000	23.41

	Compounds	QUANT SIG MASS	RT	EXP RT	REL RT	RESPONSE	AMOUNTS CAL-AMT (ug/mL)	AMOUNTS ON-COL (ug/mL)
74	Benzo(b)fluoranthene	252	21.152	21.152	(0.976)	1300804	25.0000	26.07
75	Benzo(k)fluoranthene	252	21.184	21.184	(0.977)	1247849	25.0000	23.64
76	Benzo(a)pyrene	252	21.600	21.600	(0.997)	1091410	25.0000	23.83
* 77	Perylene-d12	264	21.675	21.675	(1.000)	694786	20.0000	
78	Indeno(1,2,3-cd)pyrene	276	23.155	23.155	(1.068)	1224600	25.0000	22.55
79	Dibenzo(a,h)anthracene	278	23.182	23.182	(1.069)	1035019	25.0000	22.68
80	Benzo(g,h,i)perylene	276	23.561	23.561	(1.087)	1010829	25.0000	18.61
90	N-Nitrosodimethylamine	74	3.031	3.031	(0.387)	348291	25.0000	26.87
103	Pyridine	79	3.021	3.021	(0.385)	534270	25.0000	27.84
91	Aniline	93	7.390	7.390	(0.943)	673188	25.0000	22.20
105	1-methylnaphthalene	141	11.237	11.237	(1.126)	530559	25.0000	24.29
93	Benzidine	184	17.418	17.418	(0.893)	430261	25.0000	17.37
111	Azobenzene (1,2-DP-Hydrazine)	77	13.945	13.945	(1.091)	913009	25.0000	22.53
144	alpha-Terpineol	59	9.976	9.976	(1.000)	304746	25.0000	23.04
143	1,4-Dioxane	88	Compound Not Detected.					
$ 137	d8-1,4-Dioxane	96	Compound Not Detected.					
133	Butylatedhydroxytoluene	205	12.978	12.978	(1.015)	588811	25.0000	21.56
115	Tributyl Phosphate	99	14.025	14.025	(0.924)	943683	25.0000	24.61
116	Dibutyl Phenyl Phosphate	175	15.751	15.751	(1.038)	561027	25.0000	25.33
117	Butyl Diphenyl Phosphate	94	17.444	17.444	(0.894)	255031	25.0000	23.50
118	Triphenyl Phosphate	326	19.052	19.052	(0.976)	204527	25.0000	23.31
123	Acetophenone	105	8.550	8.550	(1.091)	534380	25.0000	23.26

QC Flag Legend

H - Operator selected an alternate compound hit.

Analytical Resources, Inc.

INTERNAL STANDARD COMPOUNDS
AREA AND RT SUMMARY

Instrument ID: nt6.i
Lab File ID: cc1019.d
Lab Smp Id: ABN 25
Analysis Type: SV
Quant Type: ISTD
Operator: LJR/VTS
Method File: /chem1/nt6.i/20071019.b/SW846.m
Misc Info:

Calibration Date: 19-OCT-2007
Calibration Time: 09:59
Client Smp ID: ABN CCAL
Level:
Sample Type:

Test Mode:
Use Initial Calibration Level 4.

		AREA LIMIT			
COMPOUND	STANDARD	LOWER	UPPER	SAMPLE	%DIFF
8 1,4-Dichlorobenze	212076	106038	424152	226424	6.77
27 Naphthalene-d8	656578	328289	1313156	707249	7.72
42 Acenaphthene-d10	353705	176852	707410	406888	15.04
59 Phenanthrene-d10	526440	263220	1052880	651776	23.81
69 Chrysene-d12	581923	290962	1163846	737814	26.79
134 Di-n-octylphthala	979097	489548	1958194	1065410	8.82
77 Perylene-d12	686531	343266	1373062	694786	1.20

		RT LIMIT			
COMPOUND	STANDARD	LOWER	UPPER	SAMPLE	%DIFF
8 1,4-Dichlorobenze	7.84	7.34	8.34	7.84	0.00
27 Naphthalene-d8	9.91	9.41	10.41	9.91	0.00
42 Acenaphthene-d10	12.79	12.29	13.29	12.79	0.00
59 Phenanthrene-d10	15.17	14.67	15.67	15.17	0.00
69 Chrysene-d12	19.51	19.01	20.01	19.51	0.00
134 Di-n-octylphthala	20.69	20.19	21.19	20.69	0.00
77 Perylene-d12	21.68	21.18	22.18	21.68	0.00

AREA UPPER LIMIT = +100% of internal standard area.
AREA LOWER LIMIT = - 50% of internal standard area.
RT UPPER LIMIT = + 0.50 minutes of internal standard RT.
RT LOWER LIMIT = - 0.50 minutes of internal standard RT.

Data File: /chem1/nt6.i/20071019.b/cc1019.d

Date : 19-OCT-2007 09:25

Client ID: ABN CCAL

Sample Info: ABN 25

Instrument: nt6.i

Operator: LJR/VTS

Column phase: ZB-5

Column diameter: 0.32

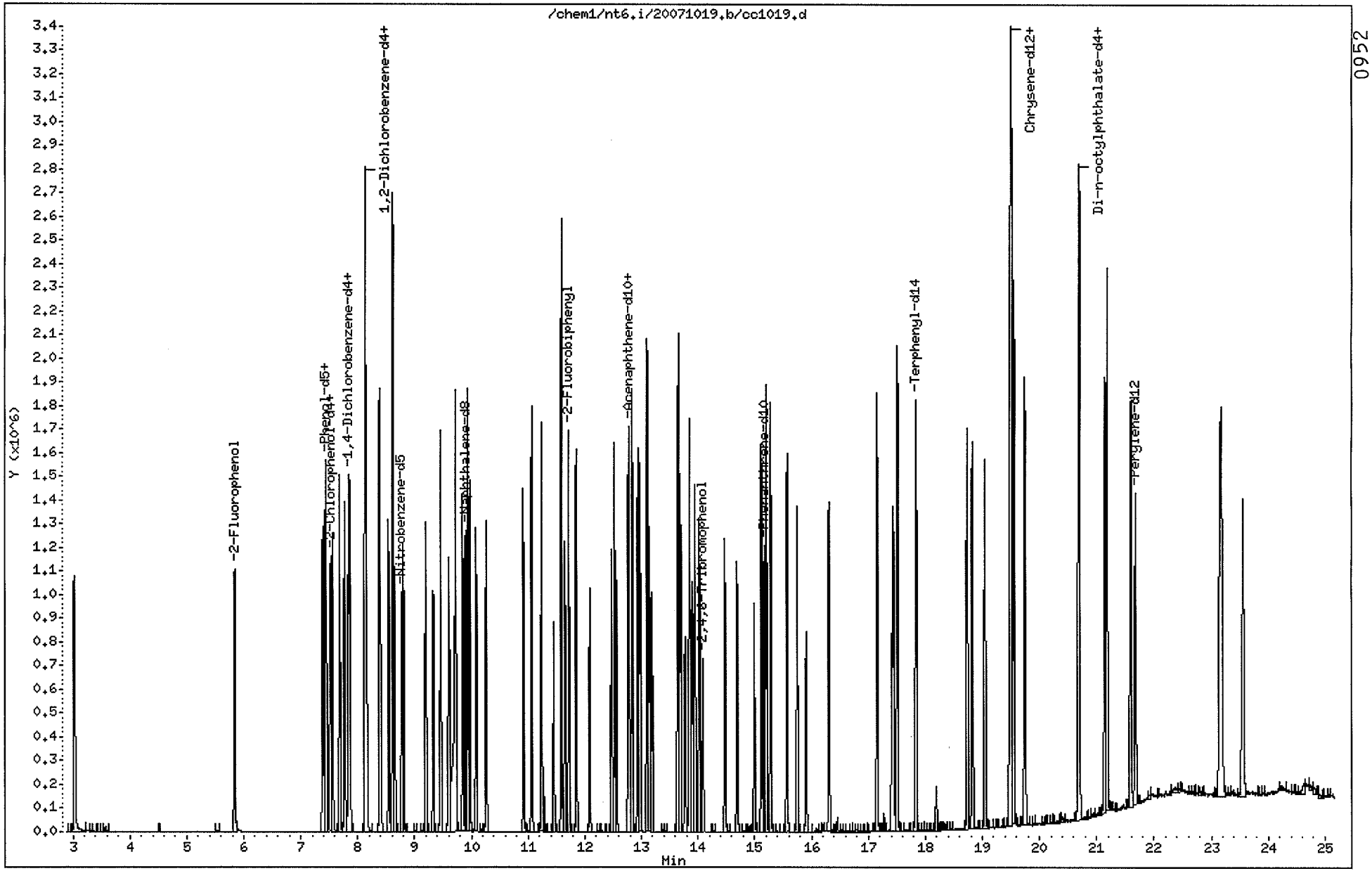

0952

ABN 25, /chem1/nt6.i/20071019.b/cc1019.d
Naphthalene-d8 Amount: 20.00

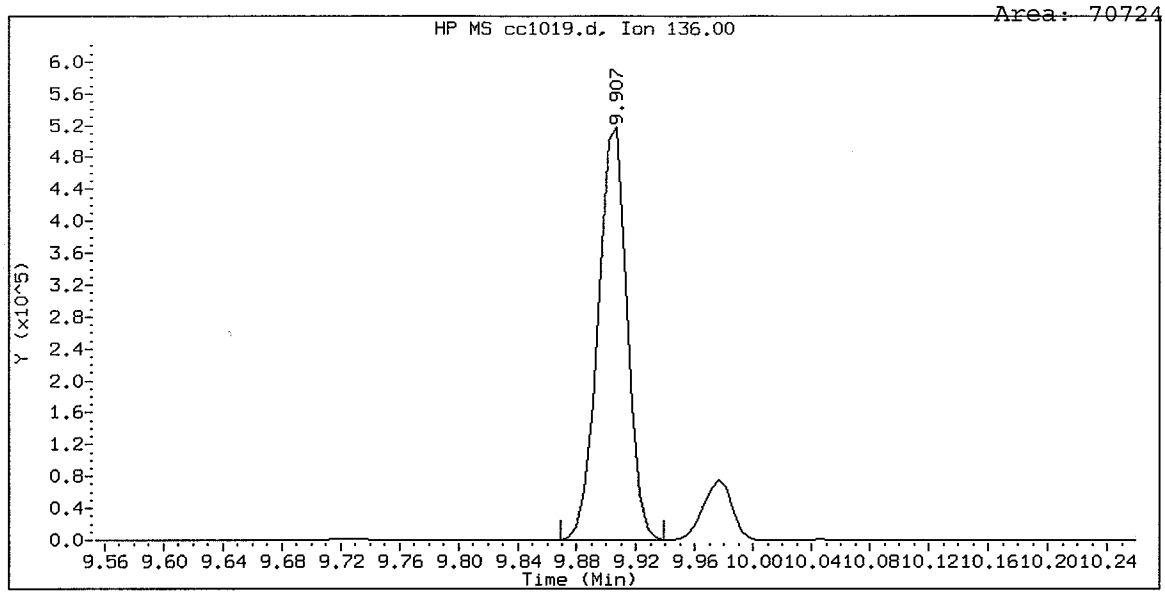

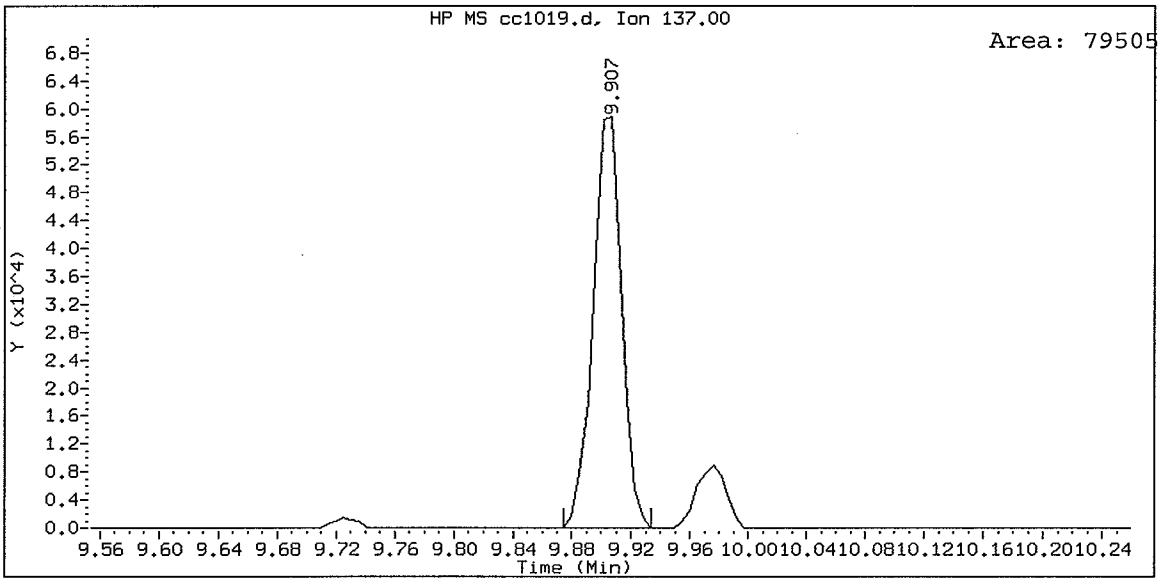

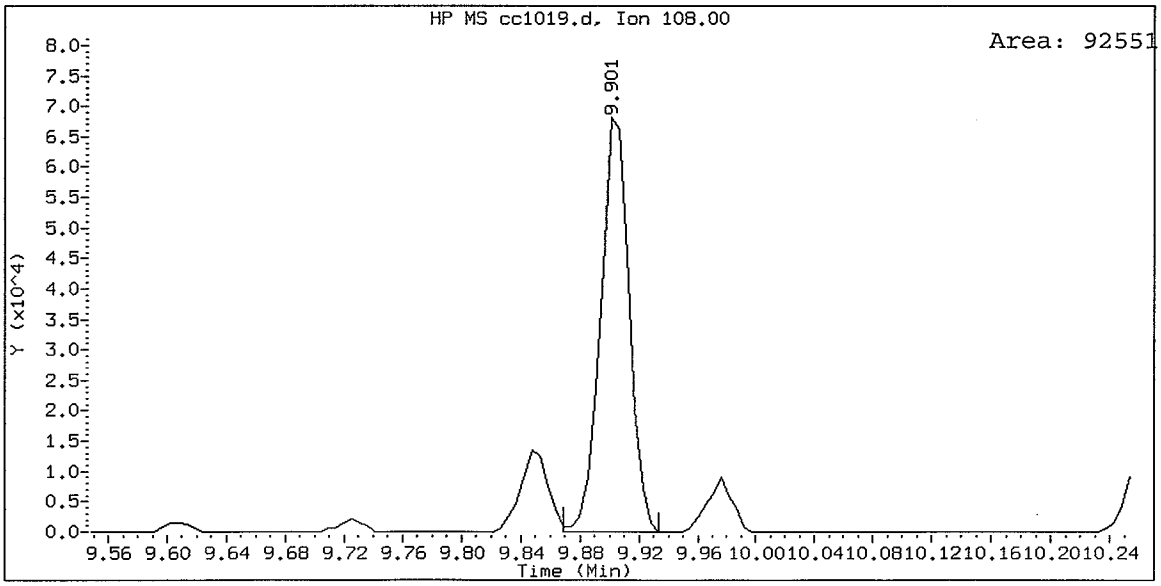

Analytical Resources Inc.
ABN by sw846 8270C
DDT Breakdown Report

Data file: /chem1/nt6.i/20071019.b/ddt.b/cc1019.d
Method: /chem1/nt6.i/20071019.b/ddt.b/sw846ddt.m
Analysis Date: 19-OCT-2007 09:25

ARI ID:
Misc:
Instrument: nt6.i

COMPOUND	RT	AREA
Pentachlorophenol	14.998	132034
Benzidine	17.418	430261
4,4'-DDE	----	----
4,4'-DDD	18.347	7525
4,4'-DDT	18.828	435602

LJK 10/25/07

$$\text{DDT Percent Breakdown} = \frac{(\text{DDE Area} + \text{DDD Area}) * 100}{(\text{DDE Area} + \text{DDD Area} + \text{DDT Area})}$$

$$\text{DDT Percent Breakdown} = \frac{(\ 0 + 7525) * 100}{(\ 0 + 7525 + 435602)}$$

DDT Percent Breakdown = 1.7 %

Data File: /chem1/nt6.i/20071019.b/ddt.b/cc1019.d
Injection Date: 19-OCT-2007 09:25
Instrument: nt6.i
Client Sample ID:

Compound: Pentachlorophenol
CAS Number: 87-86-5

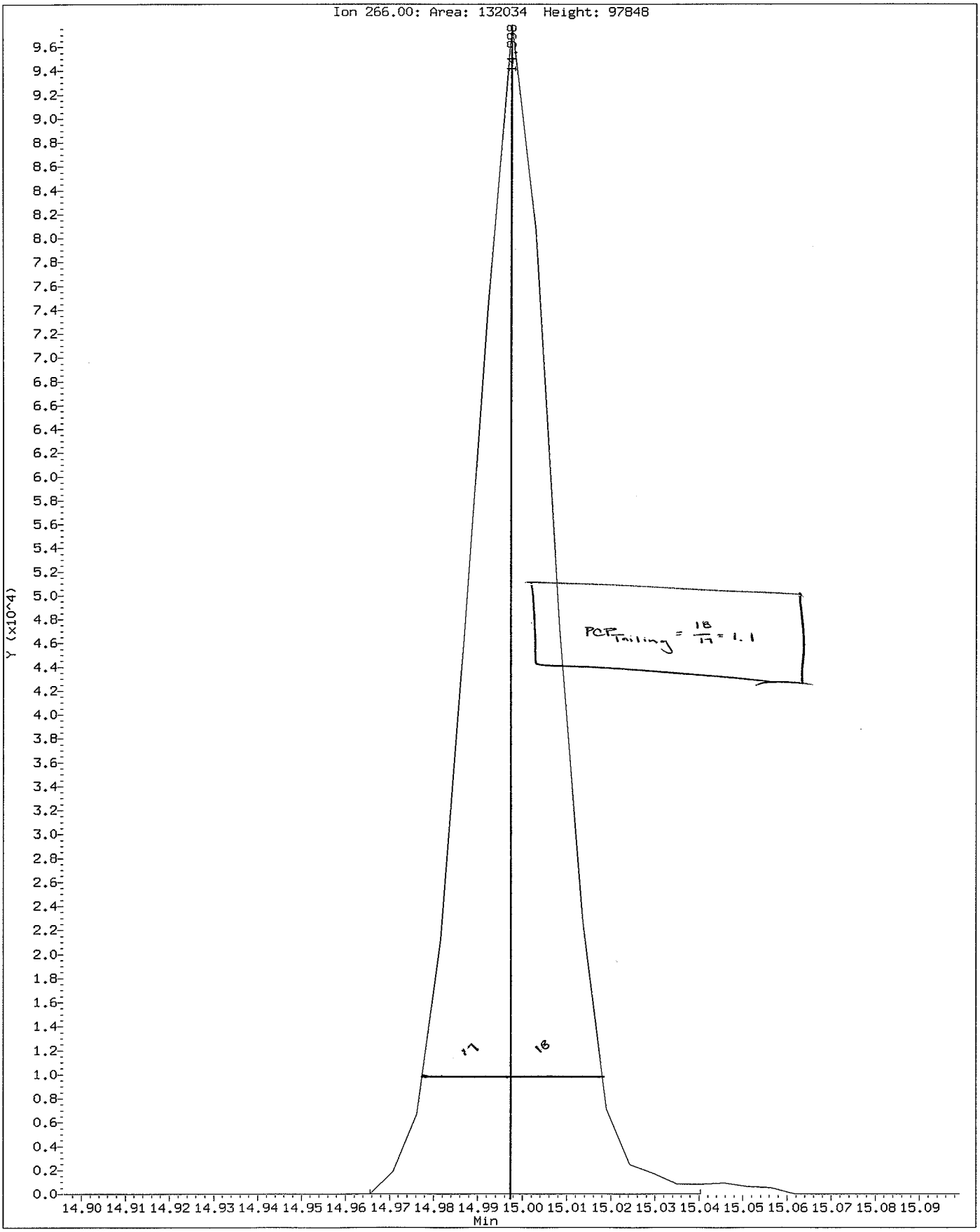

0955

Data File: /chem1/nt6.i/20071019.b/ddt.b/cc1019.d
Injection Date: 19-OCT-2007 09:25
Instrument: nt6.i
Client Sample ID:

Compound: Benzidine
CAS Number:

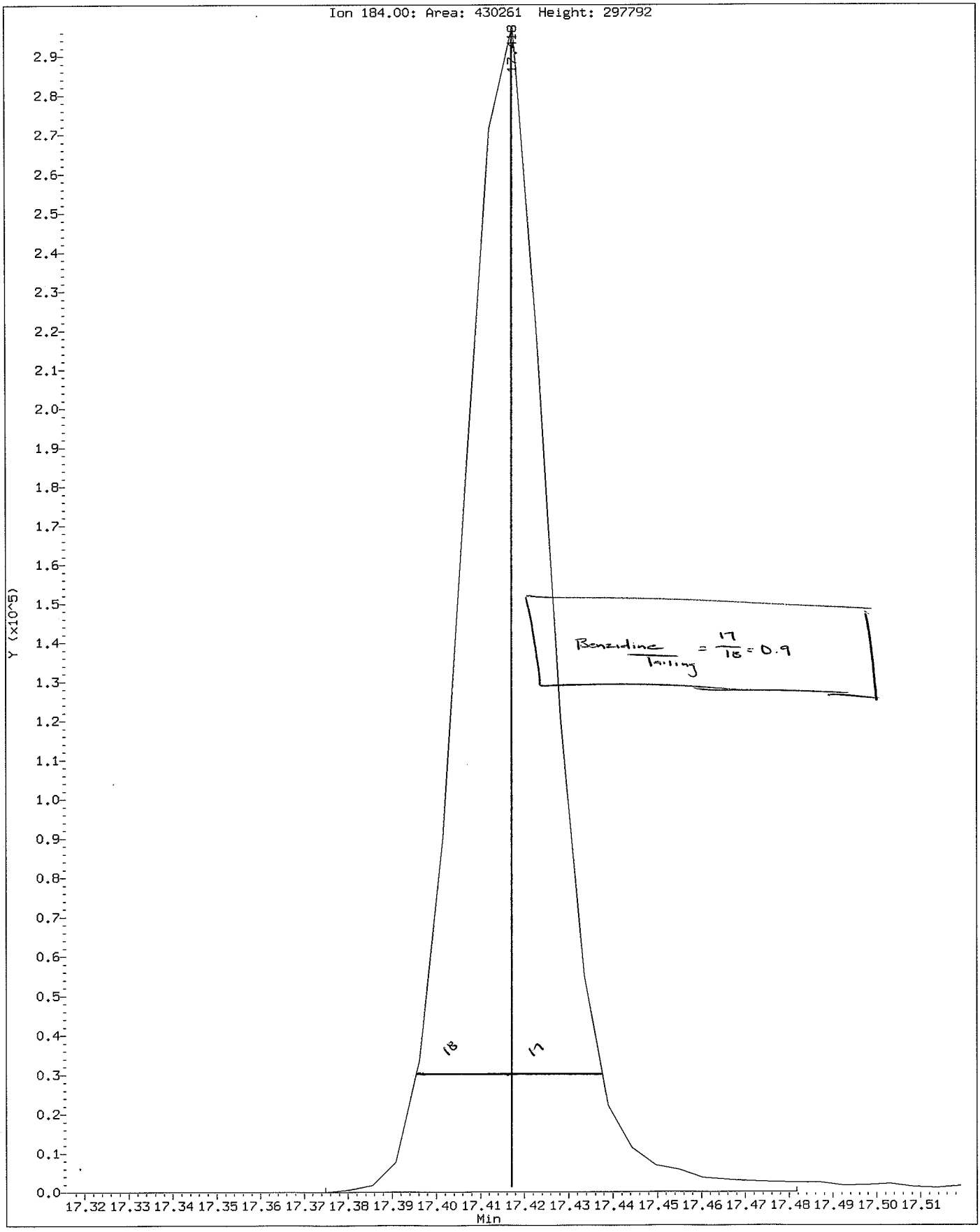

0956

7B

SEMIVOLATILE 8270-C CONTINUING CALIBRATION CHECK

Lab Name: ANALYTICAL RESOURCES, INC Client: RIDOLFI, INC.

ARI Job No: LR71 Project: MAKAH NALEMP

Instrument ID: NT4 Cont. Calib. Date: 11/01/07

Init. Calib. Date: 10/01/07 Cont. Calib. Time: 1435

COMPOUND	$\overline{RRF}$	RRF25	MIN RRF	%D	MAX %D
Phenol	2.250	2.273	0.100	-1.0	20.0
Bis(2-Chloroethyl)ether	1.734	1.671	0.100	3.6	
2-Chlorophenol	1.620	1.572	0.100	3.0	
1,3-Dichlorobenzene	1.658	1.569	0.100	5.4	
1,4-Dichlorobenzene	1.671	1.635	0.100	2.2	20.0
1,2-Dichlorobenzene	1.565	1.508	0.100	3.6	
Benzyl alcohol	1.026	1.087	0.100	-5.9	
2,2'-oxybis(1-Chloropropane)	2.104	2.156	0.100	-2.5	
2-Methylphenol	1.486	1.471	0.100	1.0	
Hexachloroethane	0.758	0.746	0.100	1.6	
N-Nitroso-di-n-propylamine	1.373	1.316	0.050	4.2	
4-Methylphenol	1.512	1.587	0.100	-5.0	
Nitrobenzene	0.585	0.546	0.100	6.7	
Isophorone	0.922	0.854	0.100	7.4	
2-Nitrophenol	0.221	0.215	0.100	2.7	20.0
2,4-Dimethylphenol	0.467	0.438	0.100	6.2	
Bis(2-Chloroethoxy)methane	0.553	0.516	0.100	6.7	
2,4-Dichlorophenol	0.315	0.314	0.100	0.3	20.0
1,2,4-Trichlorobenzene	0.373	0.342	0.100	8.3	
Naphthalene	1.228	1.169	0.100	4.8	
Benzoic acid	0.337	0.327	0.100	3.0	
4-Chloroaniline	0.517	0.489	0.100	5.4	
Hexachlorobutadiene	0.216	0.192	0.100	11.1	20.0
4-Chloro-3-methylphenol	0.390	0.363	0.100	6.9	20.0
2-Methylnaphthalene	0.625	0.586	0.100	6.2	
Hexachlorocyclopentadiene	0.362	0.307	0.050	15.2	
2,4,6-Trichlorophenol	0.401	0.391	0.100	2.5	20.0
2,4,5-Trichlorophenol	0.429	0.398	0.100	7.2	
2-Chloronaphthalene	1.307	1.214	0.100	7.1	
2-Nitroaniline	0.568	0.531	0.100	6.5	
Acenaphthylene	1.956	1.820	0.100	7.0	
Dimethylphthalate	1.422	1.273	0.100	10.5	
2,6-Dinitrotoluene	0.325	0.298	0.100	8.3	
Acenaphthene	1.298	1.166	0.100	10.2	20.0
3-Nitroaniline	0.382	0.366	0.100	4.2	
2,4-Dinitrophenol	0.181	0.170	0.050	6.1	
Dibenzofuran	1.691	1.574	0.100	6.9	

<- Outside QC limits

FORM VII SV-1

SEMIVOLATILE 8270-C CONTINUING CALIBRATION CHECK

Lab Name: ANALYTICAL RESOURCES, INC Client: RIDOLFI, INC.

ARI Job No: LR71 Project: MAKAH NALEMP

Instrument ID: NT4 Cont. Calib. Date: 11/01/07

Init. Calib. Date: 10/01/07 Cont. Calib. Time: 1435

COMPOUND	$\overline{RRF}$	RRF25	MIN RRF	%D	MAX %D
4-Nitrophenol	0.270	0.248	0.050	8.1	
2,4-Dinitrotoluene	0.430	0.382	0.100	11.2	
Fluorene	1.443	1.324	0.100	8.2	
4-Chlorophenyl-phenylether	0.708	0.628	0.100	11.3	
Diethylphthalate	1.396	1.239	0.100	11.2	
4-Nitroaniline	0.382	0.341	0.100	10.7	
4,6-Dinitro-2-methylphenol	0.163	0.176	0.100	-8.0	
N-Nitrosodiphenylamine(1)	0.492	0.490	0.100	0.4	
4-Bromophenyl-phenylether	0.248	0.232	0.100	6.4	
Hexachlorobenzene	0.258	0.239	0.100	7.4	
Pentachlorophenol	0.151	0.164	0.100	-8.6	20.0
Phenanthrene	1.382	1.326	0.100	4.0	
Anthracene	1.398	1.331	0.100	4.8	
Carbazole	1.196	1.098	0.100	8.2	
Di-n-butylphthalate	1.437	1.348	0.100	6.2	
Fluoranthene	1.496	1.385	0.100	7.4	20.0
Pyrene	1.603	1.584	0.100	1.2	
Butylbenzylphthalate	0.672	0.662	0.100	1.5	
Benzo(a)anthracene	1.486	1.395	0.100	6.1	
3,3'-Dichlorobenzidine	0.528	0.519	0.100	1.7	
Chrysene	1.462	1.346	0.100	7.9	
bis(2-Ethylhexyl)phthalate	0.630	0.638	0.100	-1.3	
Di-n-octylphthalate	1.152	1.113	0.100	3.4	20.0
Benzo(b)fluoranthene	1.362	1.294	0.100	5.0	
Benzo(k)fluoranthene	1.438	1.339	0.100	6.9	
Benzo(a)pyrene	1.213	1.170	0.100	3.5	20.0
Indeno(1,2,3-cd)pyrene	1.333	1.494	0.100	-12.1	
Dibenzo(a,h)anthracene	1.094	1.257	0.100	-14.9	
Benzo(g,h,i)perylene	1.200	1.333	0.100	-11.1	
N-Nitrosodimethylamine	1.229		0.100	100.0	
Aniline	2.683	2.437	0.100	9.2	
Benzidine	0.668	0.253	0.100	62.1	
Pyridine	1.972		0.100	100.0	
1-methylnaphthalene	0.634	0.575	0.100	9.3	
Azobenzene (1,2-DP-Hydrazine	1.936	1.898	0.100	2.0	

(1) Cannot be separated from Diphenylamine

<- Outside QC limits

7C

SEMIVOLATILE 8270-C CONTINUING CALIBRATION CHECK

Lab Name: ANALYTICAL RESOURCES, INC Client: RIDOLFI, INC.

ARI Job No: LR71 Project: MAKAH NALEMP

Instrument ID: NT4 Cont. Calib. Date: 11/01/07

Init. Calib. Date: 10/01/07 Cont. Calib. Time: 1435

COMPOUND	$\overline{RRF}$	RRF25	MIN RRF	%D	MAX %D
2-Fluorophenol	1.692	1.591	0.100	6.0	
Phenol-d5	1.894	1.877	0.100	0.9	
2-Chlorophenol-d4	1.405	1.410	0.100	-0.4	
1,2-Dichlorobenzene-d4	0.904	0.879	0.100	2.8	
Nitrobenzene-d5	0.528	0.500	0.100	5.3	
2-Fluorobiphenyl	1.381	1.280	0.100	7.3	
2,4,6-Tribromophenol	0.172	0.154	0.100	10.5	
Terphenyl-d14	0.925	0.866	0.100	6.4	

<- Outside QC limits

FORM VII SV-3

Analytical Resources, Inc.

CONTINUING CALIBRATION COMPOUNDS

Instrument ID: nt4.i
Lab File ID: cc1101.d
Analysis Type:
Lab Sample ID: ABN 25
Method: /chem3/nt4.i/20071101.b/SW846.m

Injection Date: 01-NOV-2007 14:35
Init. Cal. Date(s): 01-OCT-2007 01-OCT-2007
Init. Cal. Times: 10:31 13:20
Quant Type: ISTD

COMPOUND	RRF / AMOUNT	RF25	MIN RRF	%D / %DRIFT	MAX %D / %DRIFT	CURVE TYPE
$ 1 2-Fluorophenol	1.69233	1.59076	0.010	6.00178	100	Averaged
$ 2 Phenol-d5	1.89422	1.87704	0.010	0.90727	100	Averaged
3 Phenol	2.24963	2.27307	0.010	-1.04193	20.00000	Averaged
$ 5 2-Chlorophenol-d4	1.40509	1.41015	0.010	-0.36019	100	Averaged
4 Bis(2-Chloroethyl)ether	1.73359	1.67066	0.010	3.63007	100	Averaged
6 2-Chlorophenol	1.61955	1.57196	0.010	2.93853	100	Averaged
7 1,3-Dichlorobenzene	1.65775	1.56922	0.010	5.34025	100	Averaged
9 1,4-Dichlorobenzene	1.67076	1.63539	0.010	2.11663	20.00000	Averaged
$ 10 1,2-Dichlorobenzene-d4	0.90409	0.87923	0.010	2.75010	100	Averaged
12 1,2-Dichlorobenzene	1.56483	1.50769	0.010	3.65170	100	Averaged
11 Benzyl alcohol	1.02655	1.08689	0.010	-5.87859	100	Averaged
14 2,2'-oxybis(1-Chloropropane	2.10380	2.15633	0.010	-2.49687	100	Averaged
13 2-Methylphenol	1.48612	1.47096	0.010	1.02018	100	Averaged
17 Hexachloroethane	0.75865	0.74557	0.010	1.72400	100	Averaged
16 N-Nitroso-di-n-propylamine	1.37302	1.31638	0.050	4.12532	100	Averaged
15 4-Methylphenol	1.51268	1.58691	0.010	-4.90740	100	Averaged
$ 18 Nitrobenzene-d5	0.52757	0.50051	0.010	5.12970	100	Averaged
19 Nitrobenzene	0.58459	0.54577	0.010	6.64093	100	Averaged
20 Isophorone	0.92234	0.85379	0.010	7.43302	100	Averaged
21 2-Nitrophenol	0.22082	0.21489	0.010	2.68733	20.00000	Averaged
22 2,4-Dimethylphenol	0.46748	0.43806	0.010	6.29212	100	Averaged
23 Bis(2-Chloroethoxy)methane	0.55356	0.51648	0.010	6.69866	100	Averaged
24 Benzoic acid	0.33683	0.32675	0.010	2.99136	100	Averaged
25 2,4-Dichlorophenol	0.31552	0.31372	0.010	0.56832	20.00000	Averaged
26 1,2,4-Trichlorobenzene	0.37298	0.34246	0.010	8.18370	100	Averaged
28 Naphthalene	1.22785	1.16877	0.010	4.81210	100	Averaged
29 4-Chloroaniline	0.51724	0.48869	0.010	5.51939	100	Averaged
30 Hexachlorobutadiene	0.21594	0.19197	0.010	11.09702	20.00000	Averaged
31 4-Chloro-3-methylphenol	0.38962	0.36277	0.010	6.89224	20.00000	Averaged
32 2-Methylnaphthalene	0.62548	0.58645	0.010	6.23960	100	Averaged
33 Hexachlorocyclopentadiene	0.36239	0.30715	0.050	15.24428	100	Averaged
34 2,4,6-Trichlorophenol	0.40079	0.39096	0.010	2.45371	20.00000	Averaged
35 2,4,5-Trichlorophenol	0.42903	0.39767	0.010	7.31113	100	Averaged
$ 36 2-Fluorobiphenyl	1.38098	1.28035	0.010	7.28653	100	Averaged
37 2-Chloronaphthalene	1.30695	1.21405	0.010	7.10846	100	Averaged

Analytical Resources, Inc.

CONTINUING CALIBRATION COMPOUNDS

Instrument ID: nt4.i
Lab File ID: cc1101.d
Analysis Type:
Lab Sample ID: ABN 25
Method: /chem3/nt4.i/20071101.b/SW846.m

Injection Date: 01-NOV-2007 14:35
Init. Cal. Date(s): 01-OCT-2007 01-OCT-2007
Init. Cal. Times: 10:31 13:20
Quant Type: ISTD

COMPOUND	RRF / AMOUNT	RF25	MIN RRF	%D / %DRIFT	MAX %D / %DRIFT	CURVE TYPE
38 2-Nitroaniline	0.56850	0.53145	0.010	6.51693	100	Averaged
39 Dimethylphthalate	1.42249	1.27286	0.010	10.51832	100	Averaged
40 Acenaphthylene	1.95599	1.82053	0.010	6.92536	100	Averaged
41 2,6-Dinitrotoluene	0.32514	0.29777	0.010	8.41816	100	Averaged
43 3-Nitroaniline	0.38231	0.36550	0.010	4.39530	100	Averaged
44 Acenaphthene	1.29845	1.16631	0.010	10.17649	20.00000	Averaged
45 2,4-Dinitrophenol	0.18106	0.17038	0.050	5.89623	100	Averaged
46 Dibenzofuran	1.69113	1.57456	0.010	6.89274	100	Averaged
47 4-Nitrophenol	0.27008	0.24817	0.050	8.11165	100	Averaged
48 2,4-Dinitrotoluene	0.42982	0.38191	0.010	11.14648	100	Averaged
50 Diethylphthalate	1.39560	1.23935	0.010	11.19571	100	Averaged
49 Fluorene	1.44306	1.32457	0.010	8.21096	100	Averaged
51 4-Chlorophenyl-phenylether	0.70776	0.62788	0.010	11.28631	100	Averaged
52 4-Nitroaniline	0.38177	0.34100	0.010	10.67944	100	Averaged
53 4,6-Dinitro-2-methylphenol	0.16262	0.17629	0.010	-8.40350	100	Averaged
54 N-Nitrosodiphenylamine	0.49150	0.48974	0.010	0.35836	20.00000	Averaged
$ 55 2,4,6-Tribromophenol	0.17217	0.15378	0.010	10.68323	100	Averaged
56 4-Bromophenyl-phenylether	0.24829	0.23259	0.010	6.32478	100	Averaged
57 Hexachlorobenzene	0.25813	0.23922	0.010	7.32594	100	Averaged
58 Pentachlorophenol	0.15083	0.16396	0.010	-8.70461	20.00000	Averaged
60 Phenanthrene	1.38224	1.32594	0.010	4.07280	100	Averaged
61 Anthracene	1.39772	1.33128	0.010	4.75339	100	Averaged
62 Carbazole	1.19591	1.09824	0.010	8.16737	100	Averaged
63 Di-n-butylphthalate	1.43753	1.34848	0.010	6.19439	100	Averaged
64 Fluoranthene	1.49650	1.38520	0.010	7.43695	20.00000	Averaged
65 Pyrene	1.60282	1.58371	0.010	1.19262	100	Averaged
$ 66 Terphenyl-d14	0.92530	0.86644	0.010	6.36090	100	Averaged
67 Butylbenzylphthalate	0.67198	0.66233	0.010	1.43579	100	Averaged
68 Benzo(a)anthracene	1.48643	1.39515	0.010	6.14073	100	Averaged
70 3,3'-Dichlorobenzidine	0.52782	0.51935	0.010	1.60405	100	Averaged
71 Chrysene	1.46214	1.34567	0.010	7.96589	100	Averaged
72 bis(2-Ethylhexyl)phthalate	0.63014	0.63759	0.010	-1.18165	100	Averaged
73 Di-n-octylphthalate	1.15207	1.11310	0.010	3.38198	20.00000	Averaged
74 Benzo(b)fluoranthene	1.36170	1.29398	0.010	4.97320	100	Averaged
75 Benzo(k)fluoranthene	1.43848	1.33926	0.010	6.89734	100	Averaged

Analytical Resources, Inc.

CONTINUING CALIBRATION COMPOUNDS

Instrument ID: nt4.i
Lab File ID: cc1101.d
Analysis Type:
Lab Sample ID: ABN 25
Method: /chem3/nt4.i/20071101.b/SW846.m

Injection Date: 01-NOV-2007 14:35
Init. Cal. Date(s): 01-OCT-2007 01-OCT-2007
Init. Cal. Times: 10:31 13:20
Quant Type: ISTD

COMPOUND	RRF / AMOUNT	RF25	MIN RRF	%D / %DRIFT	MAX %D / %DRIFT	CURVE TYPE	
76 Benzo(a)pyrene	1.21269	1.17026	0.010	3.49885	20.00000	Averaged	
78 Indeno(1,2,3-cd)pyrene	1.33294	1.49386	0.010	-12.07245	100	Averaged	
79 Dibenzo(a,h)anthracene	1.09475	1.25728	0.010	-14.84643	100	Averaged	
80 Benzo(g,h,i)perylene	1.20063	1.33348	0.010	-11.06551	100	Averaged	
90 N-Nitrosodimethylamine	1.22915	++++	0.010	++++	100	Averaged	<-
103 Pyridine	1.97206	++++	0.010	++++	100	Averaged	<-
91 Aniline	2.68305	2.43685	0.010	9.17629	100	Averaged	
105 1-methylnaphthalene	0.63342	0.57547	0.010	9.14981	100	Averaged	
93 Benzidine	0.66802	0.25285	0.010	62.14885	100	Averaged	
111 Azobenzene (1,2-DP-Hydrazin	1.93591	1.89774	0.010	1.97180	100	Averaged	
144 alpha-Terpineol	0.35558	0.33264	0.010	6.45133	100	Averaged	
143 1,4-Dioxane	++++	++++	0.010	++++	100	Averaged	<-
$ 137 d8-1,4-Dioxane	++++	++++	0.010	++++	100	Averaged	<-
133 Butylatedhydroxytoluene	1.12737	0.89172	0.010	20.90255	100	Averaged	
115 Tributyl Phosphate	1.24079	1.20845	0.010	2.60576	100	Averaged	
116 Dibutyl Phenyl Phosphate	0.67898	0.60164	0.010	11.39080	100	Averaged	
117 Butyl Diphenyl Phosphate	0.31331	0.31233	0.010	0.31301	100	Averaged	
118 Triphenyl Phosphate	0.22028	0.19699	0.010	10.57183	100	Averaged	
123 Acetophenone	2.15932	2.13469	0.010	1.14042	100	Averaged	
170 Pentachlorobenzene	0.48141	0.31408	0.010	34.75866	100	Averaged	

Analytical Resources, Inc.

Semivolatile Report SW846 Method 8270D

Data file : /chem3/nt4.i/20071101.b/cc1101.d
Lab Smp Id: ABN 25
Inj Date : 01-NOV-2007 14:35
Operator : VTS
Inst ID: nt4.i
Smp Info : ABN 25
Misc Info :
Comment : 1ul Injection
Method : /chem3/nt4.i/20071101.b/SW846.m
Meth Date : 02-Nov-2007 09:22 jeff
Quant Type: ISTD
Cal Date : 01-OCT-2007 11:04
Cal File: 0801001.d
Als bottle: 2
Continuing Calibration Sample
Dil Factor: 1.00000
Integrator: HP RTE
Compound Sublist: ICAL.sub
Target Version: 3.50

	Compounds	QUANT SIG MASS	RT	EXP RT	REL RT	RESPONSE	AMOUNTS CAL-AMT (ug/mL)	ON-COL (ug/mL)
$ 1	2-Fluorophenol	112	4.748	4.748	(0.696)	289089	25.0000	23.50
$ 2	Phenol-d5	99	6.489	6.489	(0.951)	341114	25.0000	24.77
3	Phenol	94	6.505	6.505	(0.954)	413085	25.0000	25.26
$ 5	2-Chlorophenol-d4	132	6.521	6.521	(0.956)	256267	25.0000	25.09
4	Bis(2-Chloroethyl)ether	93	6.532	6.532	(0.958)	303609	25.0000	24.09
6	2-Chlorophenol	128	6.548	6.548	(0.960)	285673	25.0000	24.27
7	1,3-Dichlorobenzene	146	6.746	6.746	(0.989)	285175	25.0000	23.66
* 8	1,4-Dichlorobenzene-d4	152	6.820	6.820	(1.000)	145384	20.0000	
9	1,4-Dichlorobenzene	146	6.842	6.842	(1.003)	297200	25.0000	24.47
$ 10	1,2-Dichlorobenzene-d4	152	7.114	7.114	(1.043)	159782	25.0000	24.31
12	1,2-Dichlorobenzene	146	7.141	7.141	(1.047)	273992	25.0000	24.09
11	Benzyl alcohol	108	7.162	7.162	(1.050)	197521	25.0000	26.47(M)
14	2,2'-oxybis(1-Chloropropane)	45	7.429	7.429	(1.089)	391869	25.0000	25.62
13	2-Methylphenol	108	7.445	7.445	(1.092)	267318	25.0000	24.74
17	Hexachloroethane	117	7.627	7.627	(1.118)	135492	25.0000	24.57
16	N-Nitroso-di-n-propylamine	70	7.643	7.643	(1.121)	239226	25.0000	23.97
15	4-Methylphenol	108	7.686	7.686	(1.127)	288389	25.0000	26.23
$ 18	Nitrobenzene-d5	82	7.771	7.771	(0.876)	331916	25.0000	23.72
19	Nitrobenzene	77	7.803	7.803	(0.880)	361931	25.0000	23.34
20	Isophorone	82	8.199	8.199	(0.924)	566194	25.0000	23.14
21	2-Nitrophenol	139	8.322	8.322	(0.938)	142503	25.0000	24.33
22	2,4-Dimethylphenol	107	8.509	8.509	(0.959)	290505	25.0000	23.43
23	Bis(2-Chloroethoxy)methane	93	8.637	8.637	(0.974)	342505	25.0000	23.33
24	Benzoic acid	105	8.813	8.813	(0.993)	433372	50.0000	48.50
25	2,4-Dichlorophenol	162	8.722	8.722	(0.983)	208048	25.0000	24.86
26	1,2,4-Trichlorobenzene	180	8.829	8.829	(0.995)	227102	25.0000	22.95
* 27	Naphthalene-d8	136	8.872	8.872	(1.000)	530525	20.0000	

	Compounds	QUANT SIG MASS	RT	EXP RT	REL RT	RESPONSE	AMOUNTS CAL-AMT (ug/mL)	AMOUNTS ON-COL (ug/mL)
	28 Naphthalene	128	8.899	8.899	(1.003)	775074	25.0000	23.80
	29 4-Chloroaniline	127	9.086	9.086	(1.024)	324076	25.0000	23.62
	30 Hexachlorobutadiene	225	9.246	9.246	(1.042)	127309	25.0000	22.23
	31 4-Chloro-3-methylphenol	107	9.946	9.946	(1.121)	240571	25.0000	23.28
	32 2-Methylnaphthalene	141	10.015	10.015	(1.129)	388911	25.0000	23.44
	33 Hexachlorocyclopentadiene	237	10.405	10.405	(0.891)	107770	25.0000	21.19
	34 2,4,6-Trichlorophenol	196	10.549	10.549	(0.903)	137177	25.0000	24.39
	35 2,4,5-Trichlorophenol	196	10.608	10.608	(0.908)	139532	25.0000	23.17
$	36 2-Fluorobiphenyl	172	10.677	10.677	(0.914)	449245	25.0000	23.18
	37 2-Chloronaphthalene	162	10.774	10.774	(0.922)	425981	25.0000	23.22
	38 2-Nitroaniline	65	11.035	11.035	(0.945)	186472	25.0000	23.37
	39 Dimethylphthalate	163	11.436	11.436	(0.979)	446618	25.0000	22.37
	40 Acenaphthylene	152	11.431	11.431	(0.978)	638781	25.0000	23.27
	41 2,6-Dinitrotoluene	165	11.511	11.511	(0.985)	104480	25.0000	22.90
*	42 Acenaphthene-d10	164	11.682	11.682	(1.000)	280701	20.0000	
	43 3-Nitroaniline	138	11.709	11.709	(1.002)	128247	25.0000	23.90
	44 Acenaphthene	153	11.730	11.730	(1.004)	409232	25.0000	22.46
	45 2,4-Dinitrophenol	184	11.869	11.869	(1.016)	119565	50.0000	47.05
	46 Dibenzofuran	168	11.992	11.992	(1.027)	552476	25.0000	23.28
	47 4-Nitrophenol	109	12.088	12.088	(1.035)	87077	25.0000	22.97
	48 2,4-Dinitrotoluene	165	12.120	12.120	(1.037)	134002	25.0000	22.21
	50 Diethylphthalate	149	12.585	12.585	(1.077)	434859	25.0000	22.20
	49 Fluorene	166	12.537	12.537	(1.073)	464759	25.0000	22.95
	51 4-Chlorophenyl-phenylether	204	12.595	12.595	(1.078)	220307	25.0000	22.18
	52 4-Nitroaniline	138	12.681	12.681	(1.085)	119650	25.0000	22.33
	53 4,6-Dinitro-2-methylphenol	198	12.756	12.756	(0.911)	172731	50.0000	54.20
	54 N-Nitrosodiphenylamine	169	12.809	12.809	(0.915)	239933	25.0000	24.91
$	55 2,4,6-Tribromophenol	330	12.953	12.953	(1.109)	53956	25.0000	22.33
	56 4-Bromophenyl-phenylether	248	13.359	13.359	(0.954)	113949	25.0000	23.42
	57 Hexachlorobenzene	284	13.541	13.541	(0.967)	117198	25.0000	23.17
	58 Pentachlorophenol	266	13.856	13.856	(0.990)	80327	25.0000	27.18
*	59 Phenanthrene-d10	188	14.000	14.000	(1.000)	391934	20.0000	
	60 Phenanthrene	178	14.032	14.032	(1.002)	649603	25.0000	23.98
	61 Anthracene	178	14.102	14.102	(1.007)	652217	25.0000	23.81
	62 Carbazole	167	14.412	14.412	(1.029)	538046	25.0000	22.96
	63 Di-n-butylphthalate	149	15.197	15.197	(1.085)	660646	25.0000	23.45
	64 Fluoranthene	202	15.923	15.923	(1.137)	678635	25.0000	23.14
	65 Pyrene	202	16.260	16.260	(0.892)	702094	25.0000	24.70
$	66 Terphenyl-d14	244	16.634	16.634	(0.913)	384113	25.0000	23.41
	67 Butylbenzylphthalate	149	17.558	17.558	(0.964)	293625	25.0000	24.64
	68 Benzo(a)anthracene	228	18.199	18.199	(0.999)	618503	25.0000	23.46
*	69 Chrysene-d12	240	18.221	18.221	(1.000)	354658	20.0000	
	70 3,3'-Dichlorobenzidine	252	18.258	18.258	(1.002)	230241	25.0000	24.60
	71 Chrysene	228	18.258	18.258	(1.002)	596566	25.0000	23.01
	72 bis(2-Ethylhexyl)phthalate	149	18.578	18.578	(0.953)	403524	25.0000	25.30
*	134 Di-n-octylphthalate-d4	153	19.503	19.503	(1.000)	506314	20.0000	
	73 Di-n-octylphthalate	149	19.513	19.513	(1.001)	704475	25.0000	24.15

Data File: /chem3/nt4.i/20071101.b/cc1101.d
Report Date: 02-Nov-2007 11:40

	Compounds	QUANT SIG MASS	RT	EXP RT	REL RT	RESPONSE	AMOUNTS CAL-AMT (ug/mL)	AMOUNTS ON-COL (ug/mL)
74	Benzo(b)fluoranthene	252	19.818	19.818	(0.975)	648256	25.0000	23.76
75	Benzo(k)fluoranthene	252	19.850	19.850	(0.977)	670940	25.0000	23.28
76	Benzo(a)pyrene	252	20.245	20.245	(0.996)	586275	25.0000	24.13
* 77	Perylene-d12	264	20.325	20.325	(1.000)	400782	20.0000	
78	Indeno(1,2,3-cd)pyrene	276	21.661	21.661	(1.066)	748389	25.0000	28.02
79	Dibenzo(a,h)anthracene	278	21.693	21.693	(1.067)	629869	25.0000	28.71
80	Benzo(g,h,i)perylene	276	21.944	21.944	(1.080)	668044	25.0000	27.77
90	N-Nitrosodimethylamine	74	Compound Not Detected.					
103	Pyridine	79	Compound Not Detected.					
91	Aniline	93	6.377	6.377	(0.935)	442848	25.0000	22.71
105	1-methylnaphthalene	141	10.181	10.181	(1.148)	381624	25.0000	22.71
93	Benzidine	184	16.223	16.223	(0.890)	112096	25.0000	9.463
111	Azobenzene (1,2-DP-Hydrazine)	77	12.841	12.841	(1.099)	665871	25.0000	24.51
144	alpha-Terpineol	59	8.979	8.979	(1.012)	220591	25.0000	23.39
143	1,4-Dioxane	88	Compound Not Detected.					
$ 137	d8-1,4-Dioxane	96	Compound Not Detected.					
133	Butylatedhydroxytoluene	205	11.928	11.928	(1.021)	312884	25.0000	19.77
115	Tributyl Phosphate	99	12.985	12.985	(0.928)	592043	25.0000	24.35
116	Dibutyl Phenyl Phosphate	175	14.652	14.652	(1.047)	294752	25.0000	22.15
117	Butyl Diphenyl Phosphate	94	16.292	16.292	(0.894)	138462	25.0000	24.92
118	Triphenyl Phosphate	326	17.852	17.852	(0.980)	87331	25.0000	22.36
123	Acetophenone	105	7.552	7.552	(1.107)	387938	25.0000	24.71
170	Pentachlorobenzene	250	13.359	13.359	(1.144)	110203	25.0000	16.31

QC Flag Legend

M - Compound response manually integrated.

Analytical Resources, Inc.

INTERNAL STANDARD COMPOUNDS
AREA AND RT SUMMARY

Instrument ID: nt4.i
Lab File ID: cc1101.d
Lab Smp Id: ABN 25
Analysis Type: SV
Quant Type: ISTD
Operator: VTS
Method File: /chem3/nt4.i/20071101.b/SW846.m
Misc Info:

Calibration Date: 01-NOV-2007
Calibration Time: 14:35

Level:
Sample Type:

COMPOUND	STANDARD	AREA LIMIT LOWER	AREA LIMIT UPPER	SAMPLE	%DIFF
8 1,4-Dichlorobenze	145384	72692	290768	145384	0.00
27 Naphthalene-d8	530525	265262	1061050	530525	0.00
42 Acenaphthene-d10	280701	140350	561402	280701	0.00
59 Phenanthrene-d10	391934	195967	783868	391934	0.00
69 Chrysene-d12	354658	177329	709316	354658	0.00
134 Di-n-octylphthala	506314	253157	1012628	506314	0.00
77 Perylene-d12	400782	200391	801564	400782	0.00

COMPOUND	STANDARD	RT LIMIT LOWER	RT LIMIT UPPER	SAMPLE	%DIFF
8 1,4-Dichlorobenze	6.82	6.32	7.32	6.82	0.00
27 Naphthalene-d8	8.87	8.37	9.37	8.87	0.00
42 Acenaphthene-d10	11.68	11.18	12.18	11.68	0.00
59 Phenanthrene-d10	14.00	13.50	14.50	14.00	0.00
69 Chrysene-d12	18.22	17.72	18.72	18.22	0.00
134 Di-n-octylphthala	19.50	19.00	20.00	19.50	0.00
77 Perylene-d12	20.33	19.83	20.83	20.33	0.00

AREA UPPER LIMIT = +100% of internal standard area.
AREA LOWER LIMIT = - 50% of internal standard area.
RT UPPER LIMIT = + 0.50 minutes of internal standard RT.
RT LOWER LIMIT = - 0.50 minutes of internal standard RT.

Data File: /chem3/nt4.i/20071101.b/cc1101.d
Date : 01-NOV-2007 14:35
Client ID:
Sample Info: ABN 25

Instrument: nt4.i

Operator: VTS
Column diameter: 0.32

Column phase: ZB-5

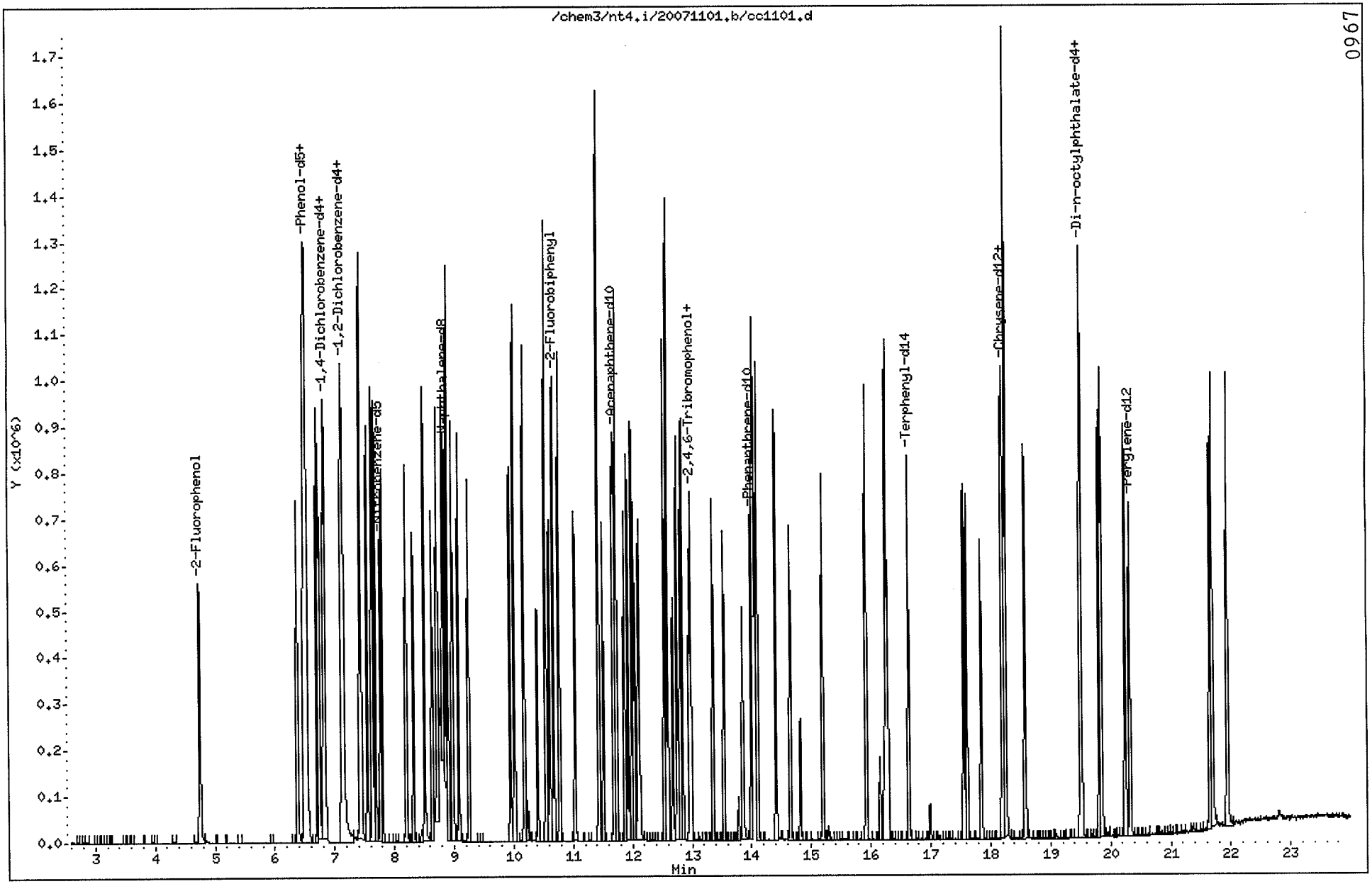

ABN 25, /chem3/nt4.i/20071101.b/cc1101.d
Benzyl alcohol Amount: 26.47

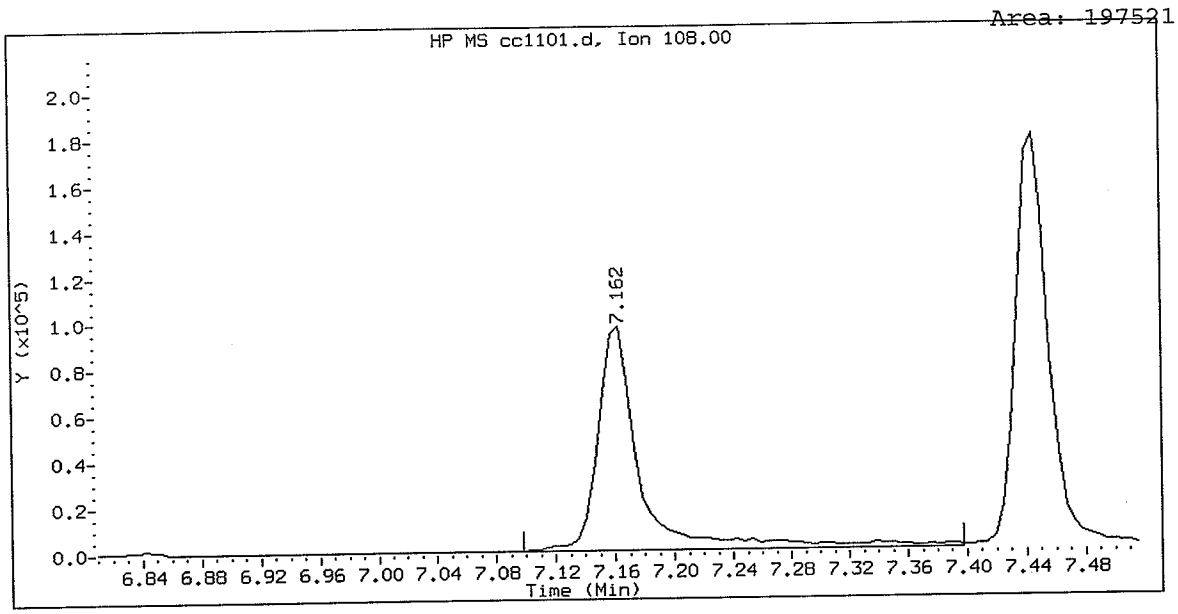

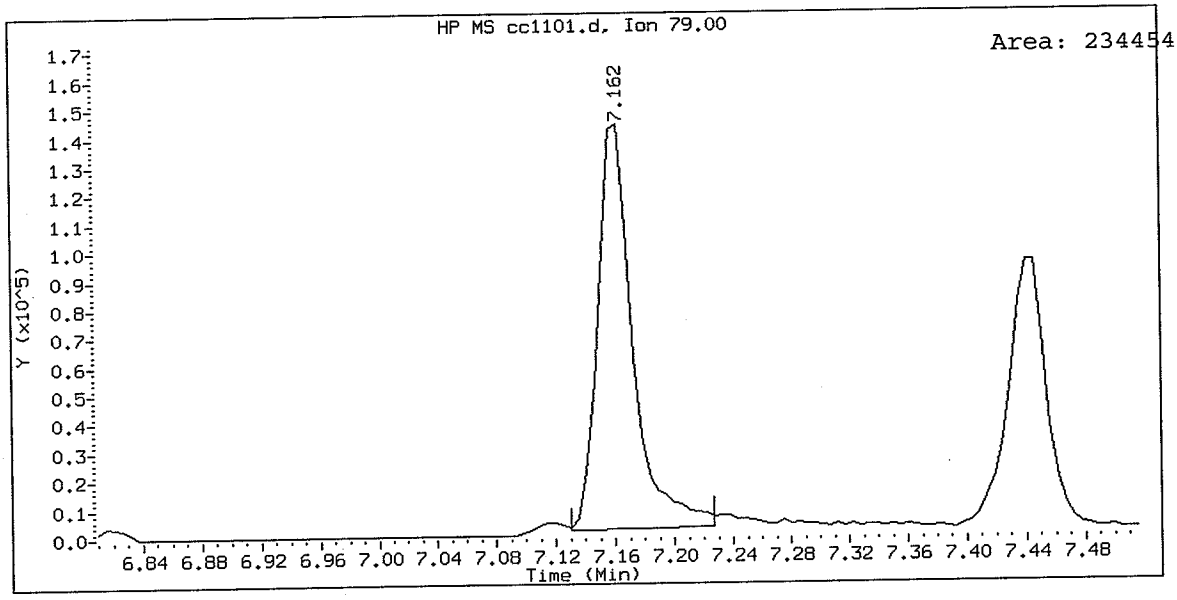

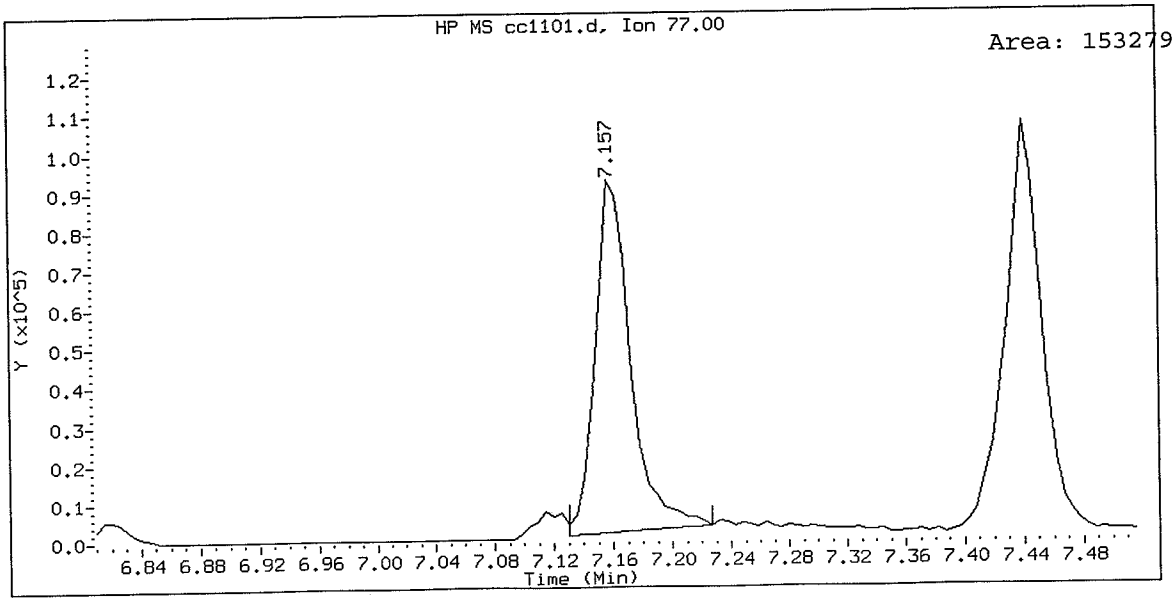

Analytical Resources Inc.
ABN by sw846 8270C
DDT Breakdown Report

Data file: /chem3/nt4.i/20071101.b/ddt.b/cc1101.d
Method: /chem3/nt4.i/20071101.b/ddt.b/sw846ddt.m
Analysis Date: 01-NOV-2007 14:35

ARI ID:
Misc:
Instrument: nt4.i

COMPOUND	RT	AREA
Pentachlorophenol	13.856	84091
Benzidine	16.223	115986
4,4'-DDE	----	----
4,4'-DDD	17.147	5078
4,4'-DDT	17.606	204938

$$\text{DDT Percent Breakdown} = \frac{(\text{DDE Area} + \text{DDD Area}) * 100}{(\text{DDE Area} + \text{DDD Area} + \text{DDT Area})}$$

$$\text{DDT Percent Breakdown} = \frac{(\ 0 + 5078) * 100}{(\ 0 + 5078 + 204938)}$$

DDT Percent Breakdown = 2.4 %

Data File: /chem3/nt4.i/20071101.b/ddt.b/cc1101.d
Injection Date: 01-NOV-2007 14:35
Instrument: nt4.i
Client Sample ID:

Compound: Pentachlorophenol
CAS Number: 87-86-5

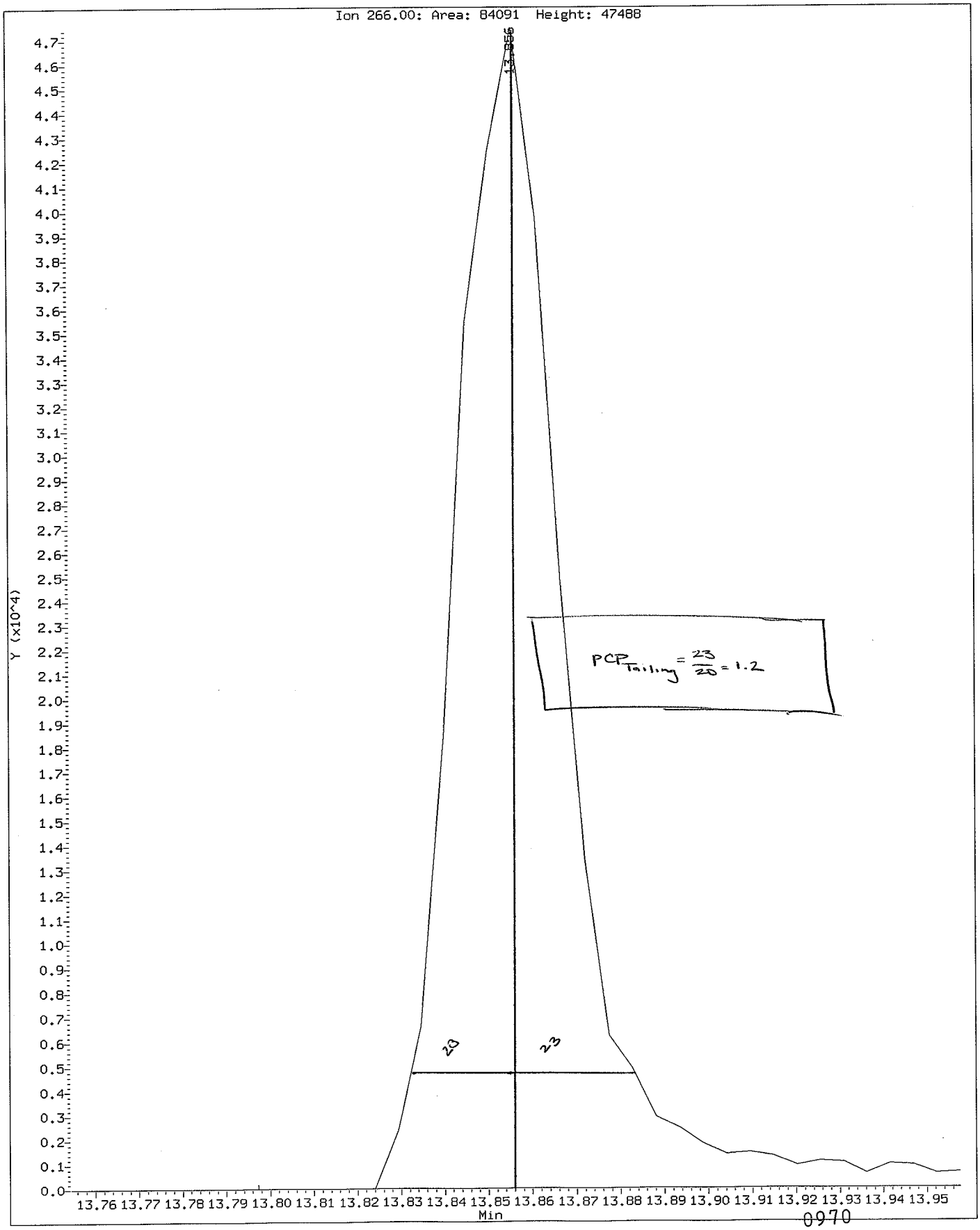

Data File: /chem3/nt4.i/20071101.b/ddt.b/cc1101.d
Injection Date: 01-NOV-2007 14:35
Instrument: nt4.i
Client Sample ID:

Compound: Benzidine
CAS Number:

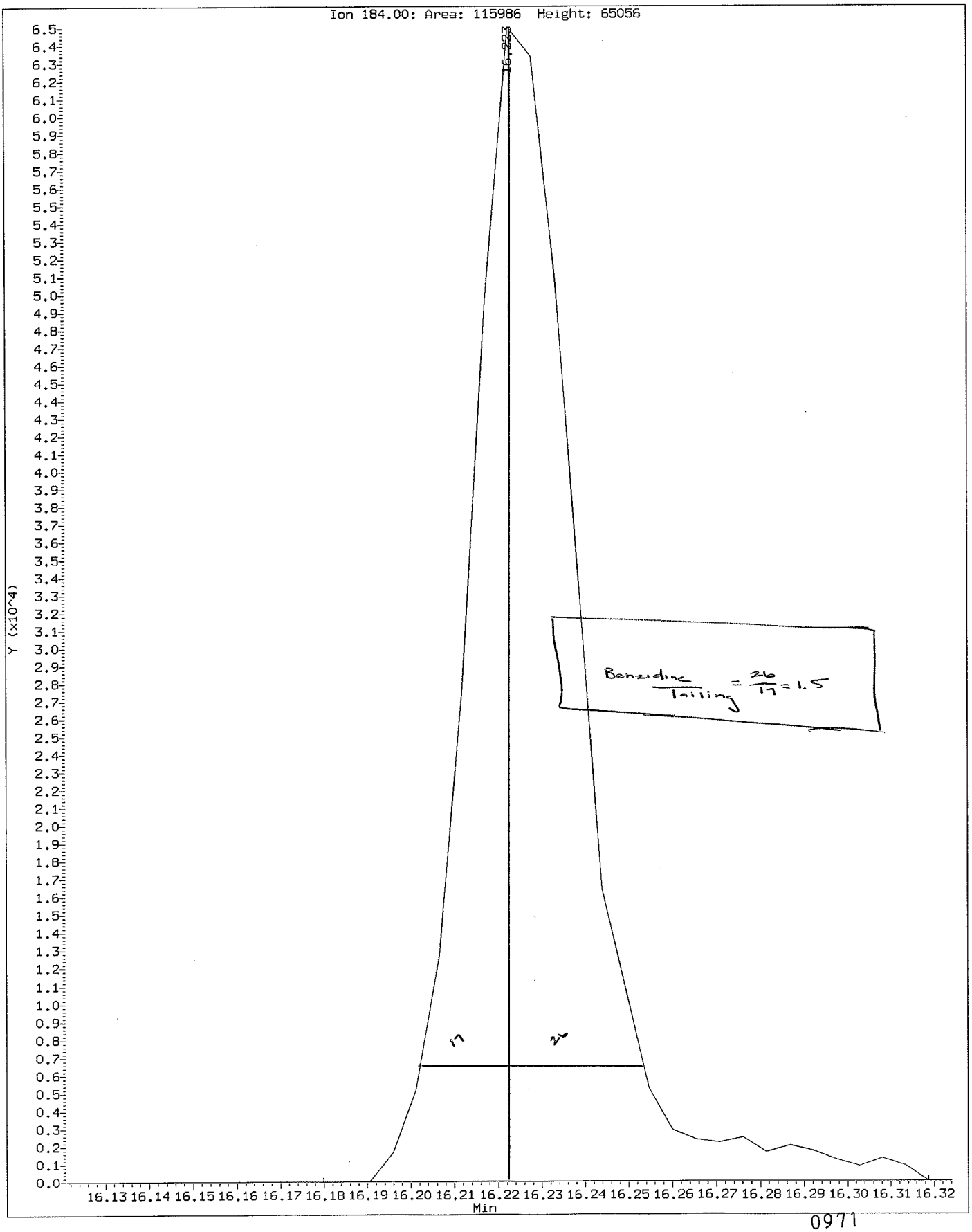

Semivolatile Organics
QC Raw Data

prepared
for

ANCHOR ENVIRONMENTAL

Project : KIMBERLY CLARK ANACORTES

ARI JOB NO. LR71

prepared
by

Analytical Resources, Inc.

Data File: /chem3/nt4.i/20071001.b/tune.b/0251001.d

Date : 01-OCT-2007 10:31

Client ID: DFTPP 1001

Instrument: nt4.i

Sample Info: ABN 25

Operator: LJR

Column phase: ZB-5

Column diameter: 0.32

1 dftpp

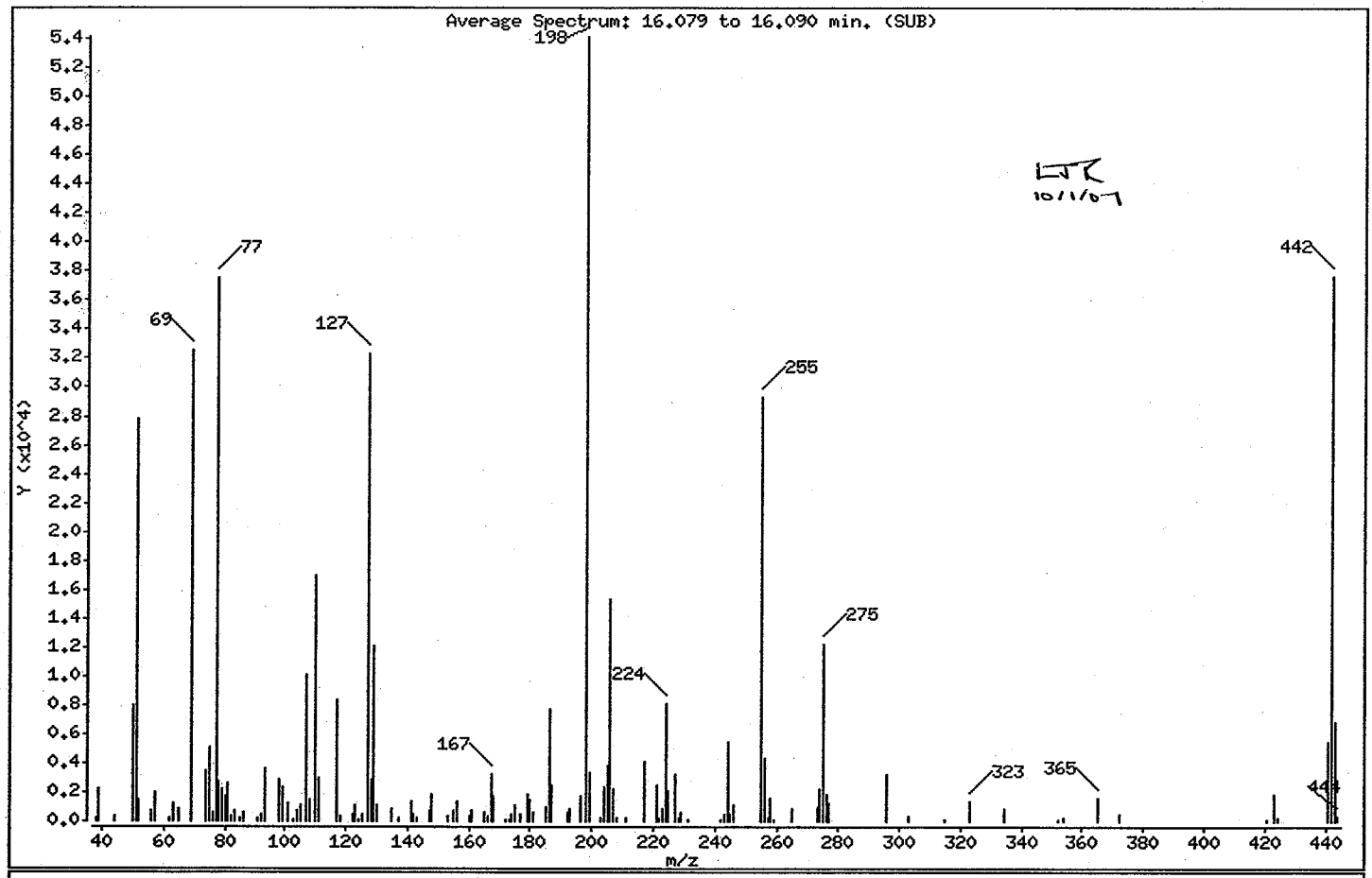

m/e	ION ABUNDANCE CRITERIA	% RELATIVE ABUNDANCE
198	Base Peak, 100% relative abundance	100.00
51	30.00 - 80.00% of mass 198	51.33
68	Less than 2.00% of mass 69	0.00 (0.00)
69	Mass 69 relative abundance	60.03
70	Less than 2.00% of mass 69	0.00 (0.00)
127	25.00 - 75.00% of mass 198	59.68
197	Less than 1.00% of mass 198	0.00
199	5.00 - 9.00% of mass 198	6.34
275	10.00 - 30.00% of mass 198	22.64
365	Greater than 0.75% of mass 198	2.91
441	Present, but less than mass 443	10.05
442	40.00 - 110.00% of mass 198	69.56
443	15.00 - 24.00% of mass 442	12.67 (18.22)

Data File: /chem3/nt4.i/20071001.b/tune.b/0251001.d

Date : 01-OCT-2007 10:31

Client ID: DFTPP 1001 Instrument: nt4.i

Sample Info: ABN 25

Operator: LJR

Column phase: ZB-5 Column diameter: 0.32

Data File: 0251001.d

Spectrum: Average Spectrum: 16.079 to 16.090 min. (SUB)

Location of Maximum: 198.00

Number of points: 128

m/z	Y	m/z	Y	m/z	Y	m/z	Y
38.00	191	107.00	10066	175.00	1114	245.00	484
39.00	2290	108.00	1498	177.00	472	246.00	1090
44.00	346	110.00	17024	179.00	1926	255.00	29312
50.00	8035	111.00	2977	180.00	1503	256.00	4332
51.00	27784	117.00	8412	181.00	676	257.00	290
52.00	1486	118.00	400	185.00	954	258.00	1590
56.00	790	122.00	552	186.00	7724	259.00	172
57.00	1972	123.00	1073	187.00	2525	265.00	901
62.00	192	124.00	186	192.00	604	273.00	1003
63.00	1289	125.00	441	193.00	853	274.00	2267
65.00	820	127.00	32312	196.00	1789	275.00	12256
69.00	32496	128.00	2842	198.00	54136	276.00	1880
74.00	3554	129.00	12077	199.00	3430	277.00	1268
75.00	5162	130.00	1122	203.00	198	296.00	3227
76.00	604	135.00	927	204.00	2316	303.00	365
77.00	37488	137.00	258	205.00	3820	315.00	170
78.00	2702	141.00	1358	206.00	15303	323.00	1401
79.00	2245	142.00	464	207.00	2198	334.00	851
80.00	1743	143.00	190	208.00	213	352.00	183
81.00	2613	147.00	730	211.00	303	354.00	308
82.00	369	148.00	1887	217.00	4114	365.00	1576
83.00	738	153.00	401	221.00	2512	372.00	450
85.00	216	155.00	805	222.00	243	421.00	181
86.00	659	156.00	1312	223.00	818	423.00	1895
91.00	238	160.00	364	224.00	8166	424.00	202
92.00	457	161.00	753	225.00	2180	441.00	5442
93.00	3643	165.00	682	227.00	3227	442.00	37656
98.00	2829	166.00	371	228.00	243	443.00	6860
99.00	2323	167.00	3197	229.00	648	444.00	405
101.00	1278	168.00	1747	231.00	176		
103.00	174	172.00	167	242.00	179		
104.00	741	173.00	175	243.00	445		
105.00	1068	174.00	474	244.00	5470		

Data File: /chem3/nt4.i/20071001.b/tune.b/0251001.d

Date : 01-OCT-2007 10:31

Client ID: DFTPP 1001

Instrument: nt4.i

Sample Info: ABN 25

Operator: LJR

Column phase: ZB-5

Column diameter: 0.32

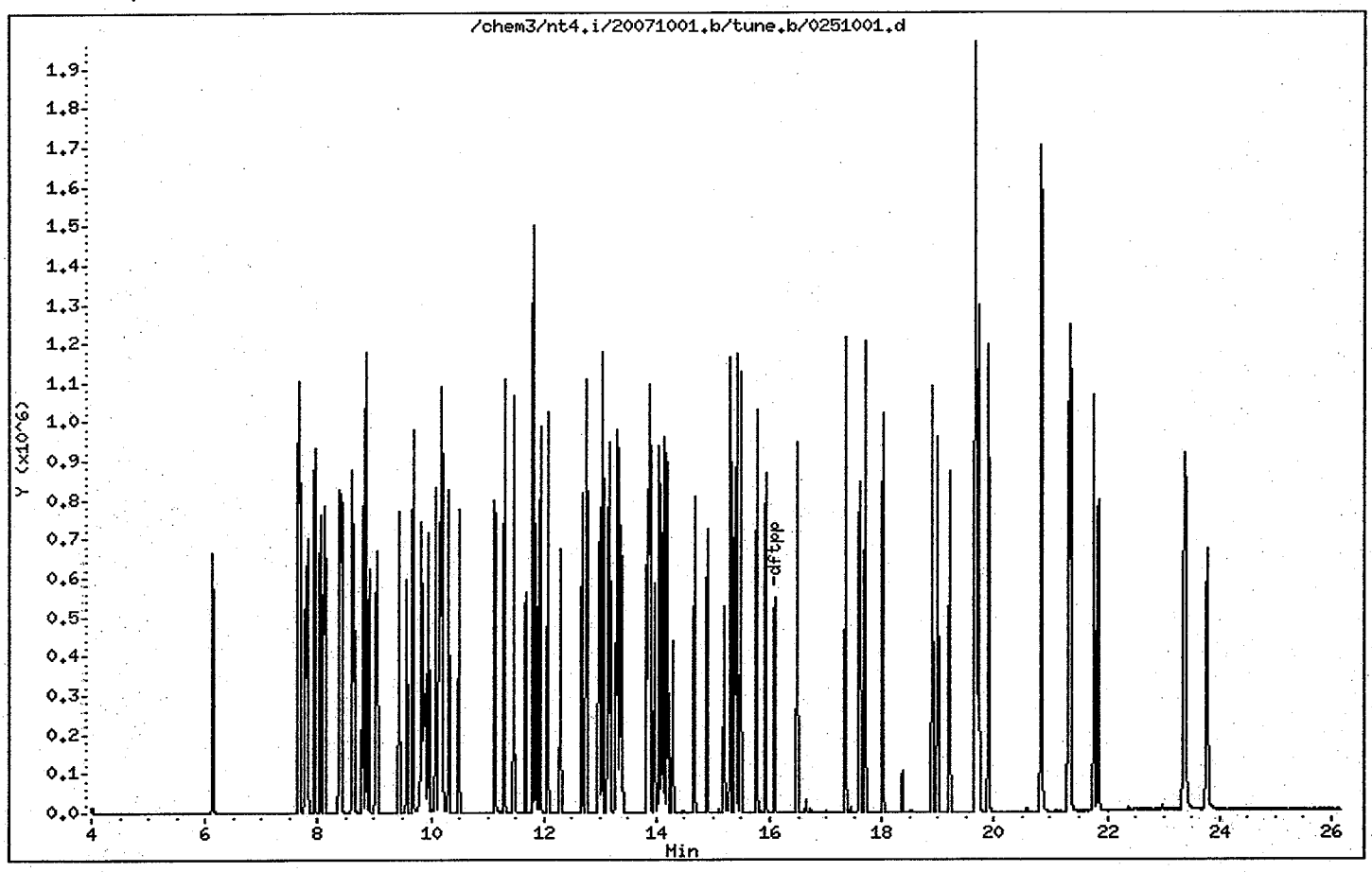

Data File: /chem1/nt6.i/20071001.b/tune.b/0251001.d

Date : 01-OCT-2007 10:54

Client ID: DFTPP 1001

Instrument: nt6.i

Sample Info: ABN 25

Operator: LJR

Column phase: RTX-5

Column diameter: 0.32

1 dftpp

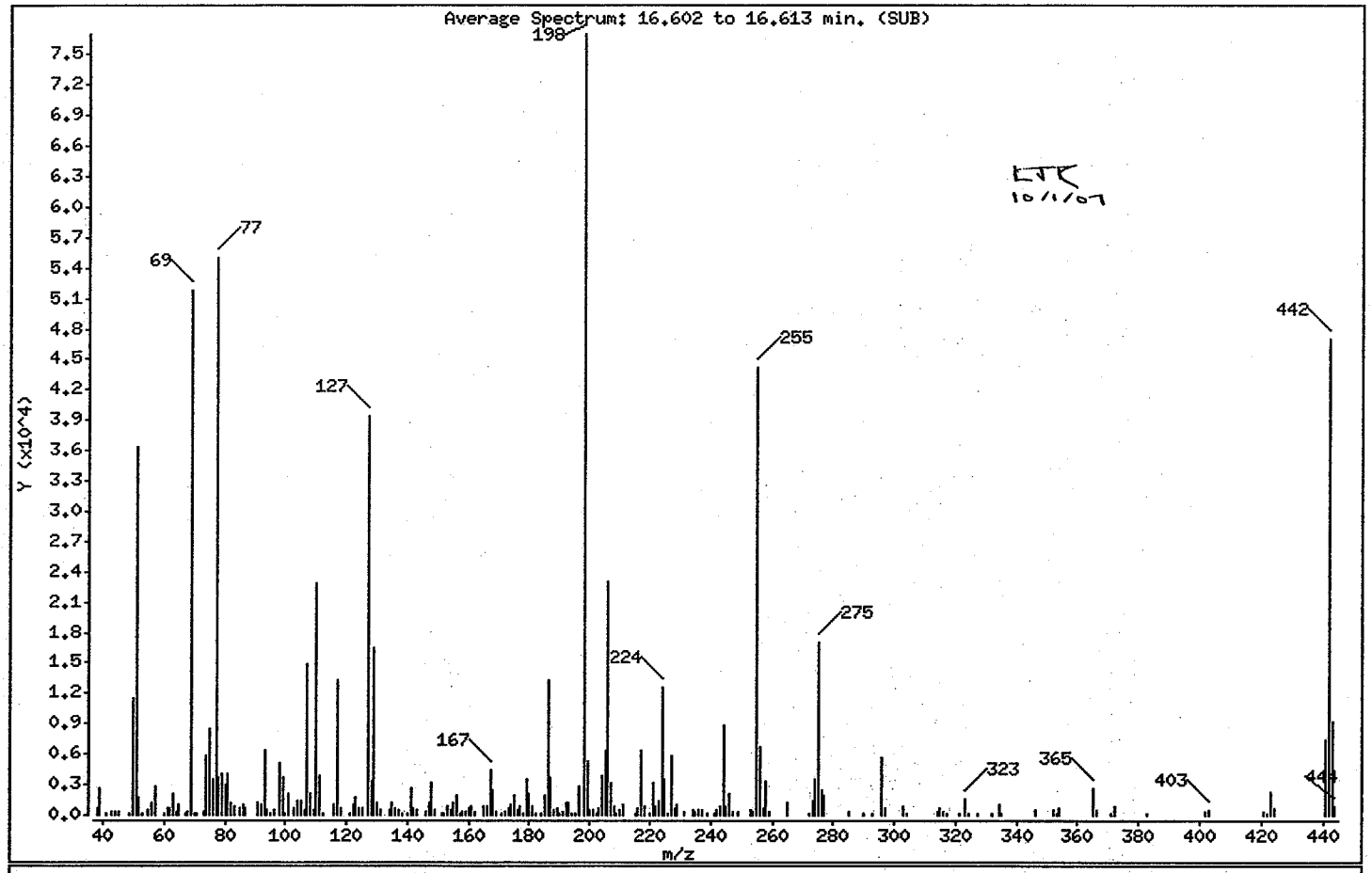

m/e	ION ABUNDANCE CRITERIA	% RELATIVE ABUNDANCE
198	Base Peak, 100% relative abundance	100.00
51	30.00 - 80.00% of mass 198	47.21
68	Less than 2.00% of mass 69	0.52 (0.77)
69	Mass 69 relative abundance	67.37
70	Less than 2.00% of mass 69	0.33 (0.49)
127	25.00 - 75.00% of mass 198	51.11
197	Less than 1.00% of mass 198	0.00
199	5.00 - 9.00% of mass 198	6.84
275	10.00 - 30.00% of mass 198	22.09
365	Greater than 0.75% of mass 198	3.35
441	Present, but less than mass 443	9.58
442	40.00 - 110.00% of mass 198	61.11
443	15.00 - 24.00% of mass 442	12.04 (19.70)

Data File: /chem1/nt6.i/20071001.b/tune.b/0251001.d

Date : 01-OCT-2007 10:54

Client ID: DFTPP 1001 Instrument: nt6.i

Sample Info: ABN 25

Operator: LJR

Column phase: RTX-5 Column diameter: 0.32

Data File: 0251001.d

Spectrum: Average Spectrum: 16.602 to 16.613 min. (SUB)

Location of Maximum: 198.00

Number of points: 220

m/z	Y	m/z	Y	m/z	Y	m/z	Y
38.00	658	110.00	22952	181.00	955	249.00	330
39.00	2748	111.00	3940	182.00	121	253.00	539
41.00	104	112.00	264	184.00	132	254.00	383
43.00	357	116.00	1077	185.00	1948	255.00	44144
44.00	365	117.00	13375	186.00	13334	256.00	6800
45.00	350	118.00	798	187.00	3719	257.00	794
49.00	252	121.00	111	188.00	457	258.00	3373
50.00	11588	122.00	1105	189.00	756	259.00	363
51.00	36368	123.00	1765	190.00	112	265.00	1304
52.00	1748	124.00	663	191.00	419	272.00	101
53.00	132	125.00	720	192.00	1219	273.00	1460
55.00	557	127.00	39368	193.00	1294	274.00	3620
56.00	1287	128.00	3343	194.00	133	275.00	17016
57.00	2768	129.00	16432	195.00	103	276.00	2398
60.00	113	130.00	1299	196.00	2759	277.00	1967
61.00	779	131.00	485	198.00	77032	285.00	346
62.00	707	134.00	615	199.00	5268	290.00	113
63.00	2080	135.00	1281	200.00	498	293.00	260
64.00	355	136.00	706	201.00	521	296.00	5635
65.00	1089	137.00	608	202.00	158	297.00	776
67.00	134	138.00	131	203.00	743	303.00	841
68.00	399	140.00	110	204.00	3840	304.00	112
69.00	51896	141.00	2589	205.00	6321	314.00	315
70.00	254	142.00	712	206.00	23064	315.00	720
71.00	114	143.00	553	207.00	3174	316.00	327
73.00	285	146.00	285	208.00	967	317.00	101
74.00	5913	147.00	1276	209.00	216	321.00	196
75.00	8555	148.00	3195	210.00	503	323.00	1576
76.00	3462	149.00	508	211.00	1033	324.00	254
77.00	55016	151.00	248	215.00	190	327.00	253
78.00	3674	152.00	179	216.00	673	332.00	111
79.00	4061	153.00	889	217.00	6360	334.00	1054
80.00	2930	154.00	593	218.00	856	335.00	245
81.00	4012	155.00	1243	220.00	124	346.00	516
82.00	1255	156.00	1917	221.00	3278	352.00	524

Data File: /chem1/nt6.i/20071001.b/tune.b/0251001.d

Date : 01-OCT-2007 10:54

Client ID: DFTPP 1001

Instrument: nt6.i

Sample Info: ABN 25

Operator: LJR

Column phase: RTX-5

Column diameter: 0.32

Data File: 0251001.d

Spectrum: Average Spectrum: 16.602 to 16.613 min. (SUB)

Location of Maximum: 198.00

Number of points: 220

m/z	Y	m/z	Y	m/z	Y	m/z	Y
83.00	948	157.00	109	222.00	953	353.00	114
85.00	664	158.00	388	223.00	1430	354.00	732
86.00	1089	159.00	297	224.00	12611	365.00	2580
87.00	762	160.00	714	225.00	3524	366.00	480
91.00	1161	161.00	965	226.00	101	371.00	128
92.00	1107	162.00	286	227.00	5853	372.00	943
93.00	6437	165.00	934	228.00	684	383.00	222
94.00	621	166.00	871	229.00	1136	402.00	343
95.00	116	167.00	4475	231.00	425	403.00	557
96.00	485	168.00	2523	234.00	489	421.00	349
98.00	5190	169.00	414	235.00	345	422.00	171
99.00	3715	171.00	100	236.00	532	423.00	2343
100.00	253	172.00	414	237.00	490	424.00	774
101.00	2094	173.00	635	239.00	117	441.00	7380
103.00	702	174.00	1004	241.00	209	442.00	47080
104.00	1334	175.00	2029	242.00	518	443.00	9277
105.00	1499	176.00	543	243.00	893	444.00	880
106.00	541	177.00	807	244.00	8932		
107.00	14883	178.00	260	245.00	828		
108.00	2217	179.00	3579	246.00	2087		
109.00	458	180.00	2216	247.00	427		

Data File: /chem1/nt6.i/20071001.b/tune.b/0251001.d

Date : 01-OCT-2007 10:54

Client ID: DFTPP 1001

Instrument: nt6.i

Sample Info: ABN 25

Operator: LJR

Column phase: RTX-5

Column diameter: 0.32

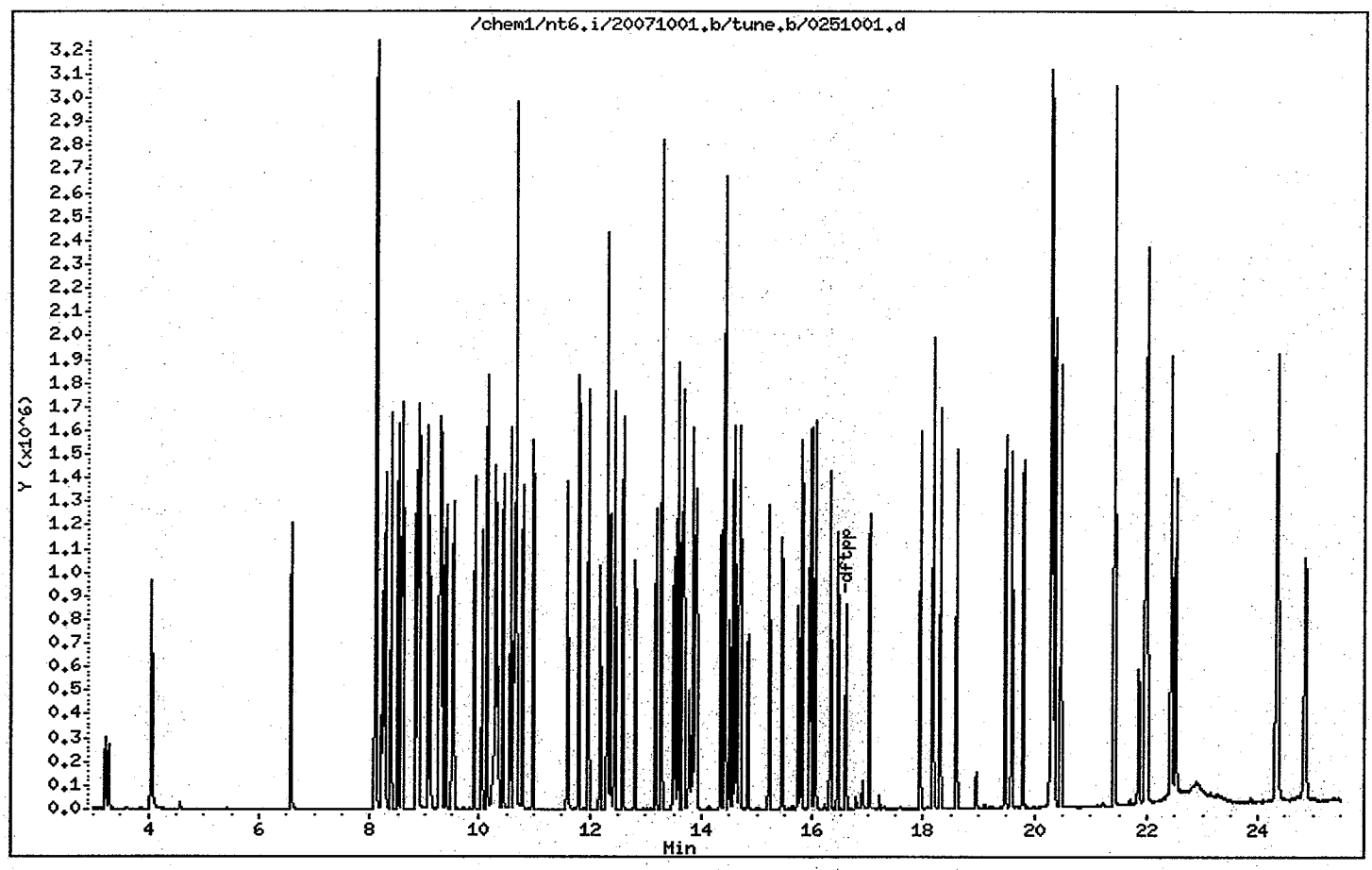

Data File: /chem1/nt6.i/20071018.b/tune.b/cc1018.d

Date : 18-OCT-2007 10:07

Client ID:

Instrument: nt6.i

Sample Info: ABN 25

Operator: LJR

Column phase: RTX-5

Column diameter: 0.32

1 dftpp

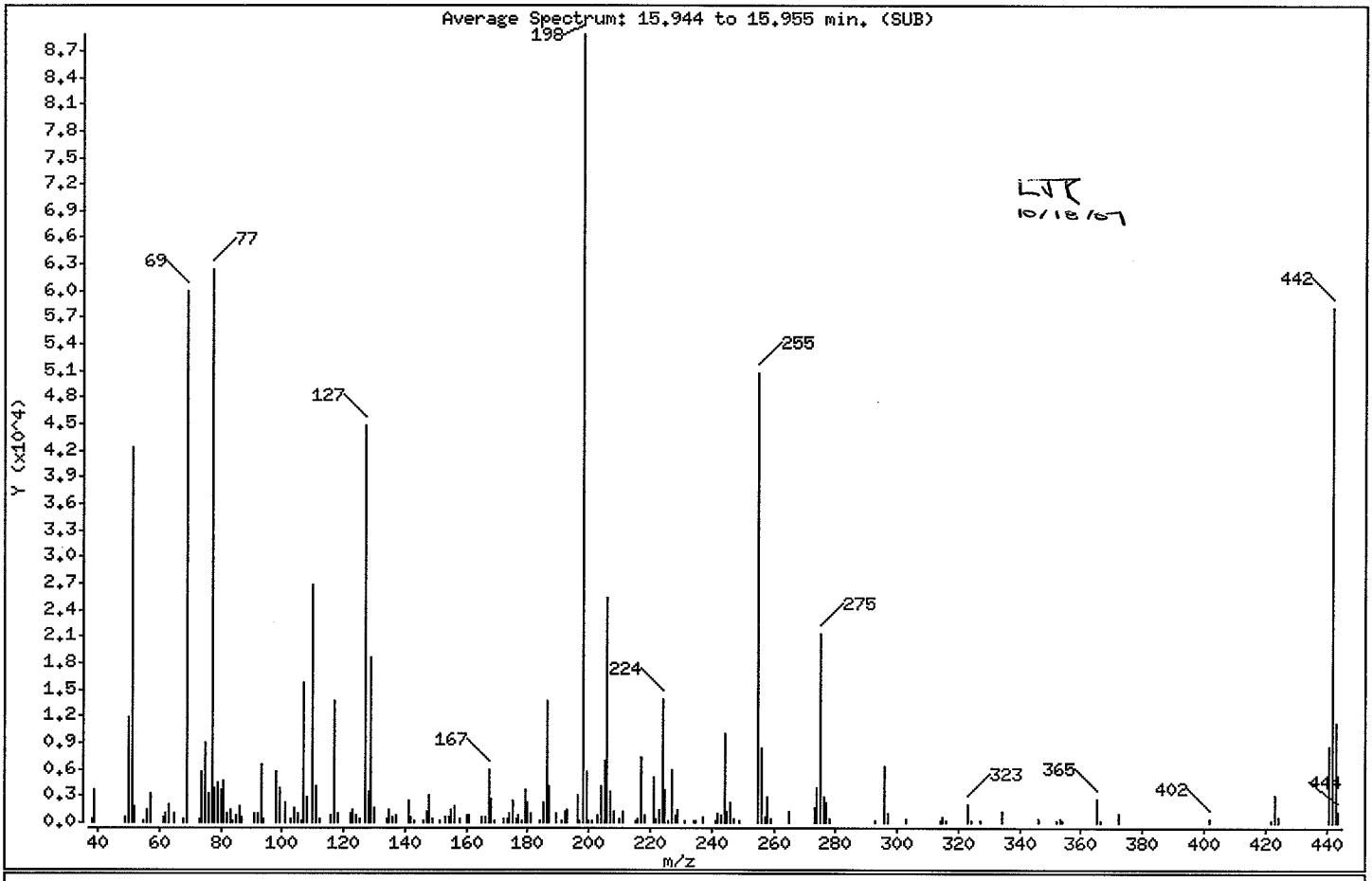

m/e	ION ABUNDANCE CRITERIA	% RELATIVE ABUNDANCE
198	Base Peak, 100% relative abundance	100.00
51	30.00 - 80.00% of mass 198	47.68
68	Less than 2.00% of mass 69	0.40 (0.60)
69	Mass 69 relative abundance	67.61
70	Less than 2.00% of mass 69	0.00 (0.00)
127	25.00 - 75.00% of mass 198	50.54
197	Less than 1.00% of mass 198	0.31
199	5.00 - 9.00% of mass 198	6.50
275	10.00 - 30.00% of mass 198	23.86
365	Greater than 0.75% of mass 198	3.02
441	Present, but less than mass 443	9.59
442	40.00 - 110.00% of mass 198	65.47
443	15.00 - 24.00% of mass 442	12.72 (19.43)

Data File: /chem1/nt6.i/20071018.b/tune.b/cc1018.d

Date : 18-OCT-2007 10:07

Client ID:

Instrument: nt6.i

Sample Info: ABN 25

Operator: LJR

Column phase: RTX-5

Column diameter: 0.32

Data File: cc1018.d

Spectrum: Average Spectrum: 15.944 to 15.955 min. (SUB)

Location of Maximum: 198.00

Number of points: 176

m/z	Y	m/z	Y	m/z	Y	m/z	Y
38.00	444	112.00	423	181.00	1121	246.00	2169
39.00	3635	116.00	911	184.00	254	247.00	449
49.00	665	117.00	13724	185.00	2215	249.00	213
50.00	11786	118.00	922	186.00	13633	255.00	50704
51.00	42344	122.00	1064	187.00	4019	256.00	8314
52.00	1936	123.00	1529	189.00	989	257.00	662
55.00	173	124.00	753	191.00	205	258.00	2944
56.00	1456	125.00	420	192.00	1326	259.00	375
57.00	3350	127.00	44888	193.00	1450	265.00	1253
61.00	649	128.00	3554	196.00	2972	273.00	1669
62.00	969	129.00	18568	197.00	278	274.00	3937
63.00	1962	130.00	1646	198.00	88816	275.00	21192
65.00	1084	134.00	419	199.00	5773	276.00	2813
68.00	358	135.00	1507	200.00	222	277.00	2219
69.00	60056	136.00	601	201.00	235	278.00	381
73.00	458	137.00	718	203.00	778	293.00	185
74.00	5700	141.00	2520	204.00	4063	296.00	6446
75.00	9044	142.00	568	205.00	6889	297.00	923
76.00	3193	143.00	262	206.00	25432	303.00	432
77.00	62448	146.00	226	207.00	3391	314.00	252
78.00	3927	147.00	1310	208.00	1268	315.00	674
79.00	4584	148.00	2982	210.00	506	316.00	166
80.00	3768	149.00	387	211.00	1171	323.00	2051
81.00	4778	151.00	189	215.00	173	324.00	166
82.00	1023	153.00	536	216.00	383	327.00	195
83.00	1435	154.00	672	217.00	7427	334.00	1279
84.00	147	155.00	1340	218.00	718	346.00	453
85.00	815	156.00	1923	221.00	5040	352.00	231
86.00	1774	158.00	402	222.00	440	353.00	431
87.00	608	160.00	794	223.00	1495	354.00	198
91.00	988	161.00	905	224.00	13885	365.00	2686
92.00	1021	165.00	709	225.00	3707	366.00	176
93.00	6646	166.00	580	226.00	173	372.00	1045
94.00	439	167.00	5893	227.00	5966	402.00	367
98.00	5634	168.00	2647	228.00	868	422.00	173

Data File: /chem1/nt6.i/20071018.b/tune.b/cc1018.d

Date : 18-OCT-2007 10:07

Client ID:

Instrument: nt6.i

Sample Info: ABN 25

Operator: LJR

Column phase: RTX-5

Column diameter: 0.32

Data File: cc1018.d

Spectrum: Average Spectrum: 15.944 to 15.955 min. (SUB)

Location of Maximum: 198.00

Number of points: 176

m/z	Y	m/z	Y	m/z	Y	m/z	Y
99.00	3848	169.00	238	229.00	1469	423.00	3110
101.00	2225	172.00	385	231.00	168	424.00	579
103.00	381	173.00	387	234.00	188	441.00	8514
104.00	1636	174.00	1099	235.00	175	442.00	58152
105.00	1075	175.00	2486	237.00	548	443.00	11300
106.00	218	176.00	440	241.00	207	444.00	1138
107.00	15832	177.00	891	242.00	1099		
108.00	2884	178.00	224	243.00	877		
110.00	26872	179.00	3703	244.00	10094		
111.00	4097	180.00	2341	245.00	1326		

Data File: /chem1/nt6.i/20071018.b/tune.b/cc1018.d

Date : 18-OCT-2007 10:07

Client ID:

Instrument: nt6.i

Sample Info: ABN 25

Operator: LJR

Column phase: RTX-5

Column diameter: 0.32

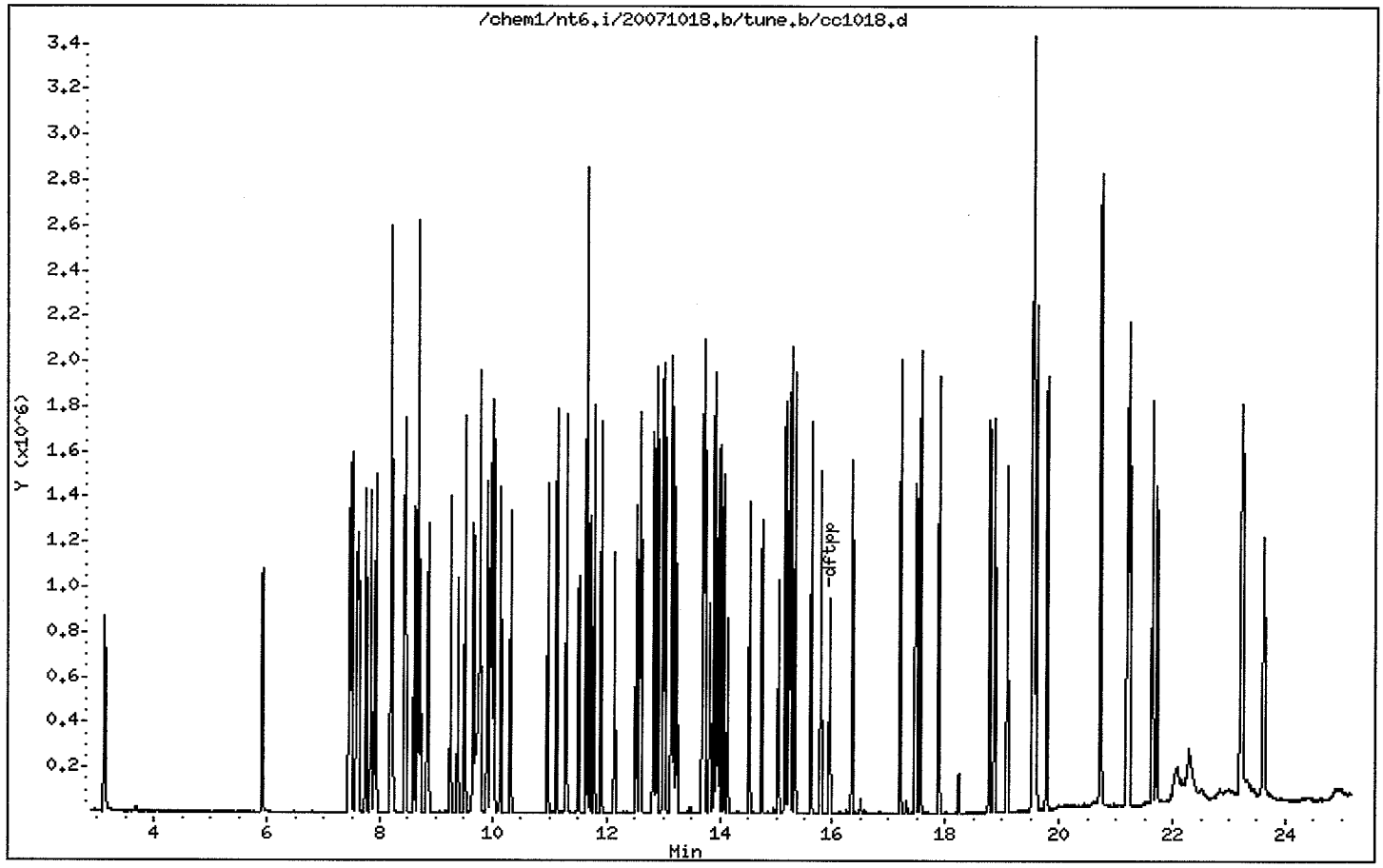

Data File: /chem1/nt6.i/20071019.b/tune.b/cc1019.d

Date : 19-OCT-2007 09:25

Client ID: DFTPP 1019

Instrument: nt6.i

Sample Info: ABN 25

Operator: LJR

Column phase: RTX-5

Column diameter: 0.32

1 dftpp

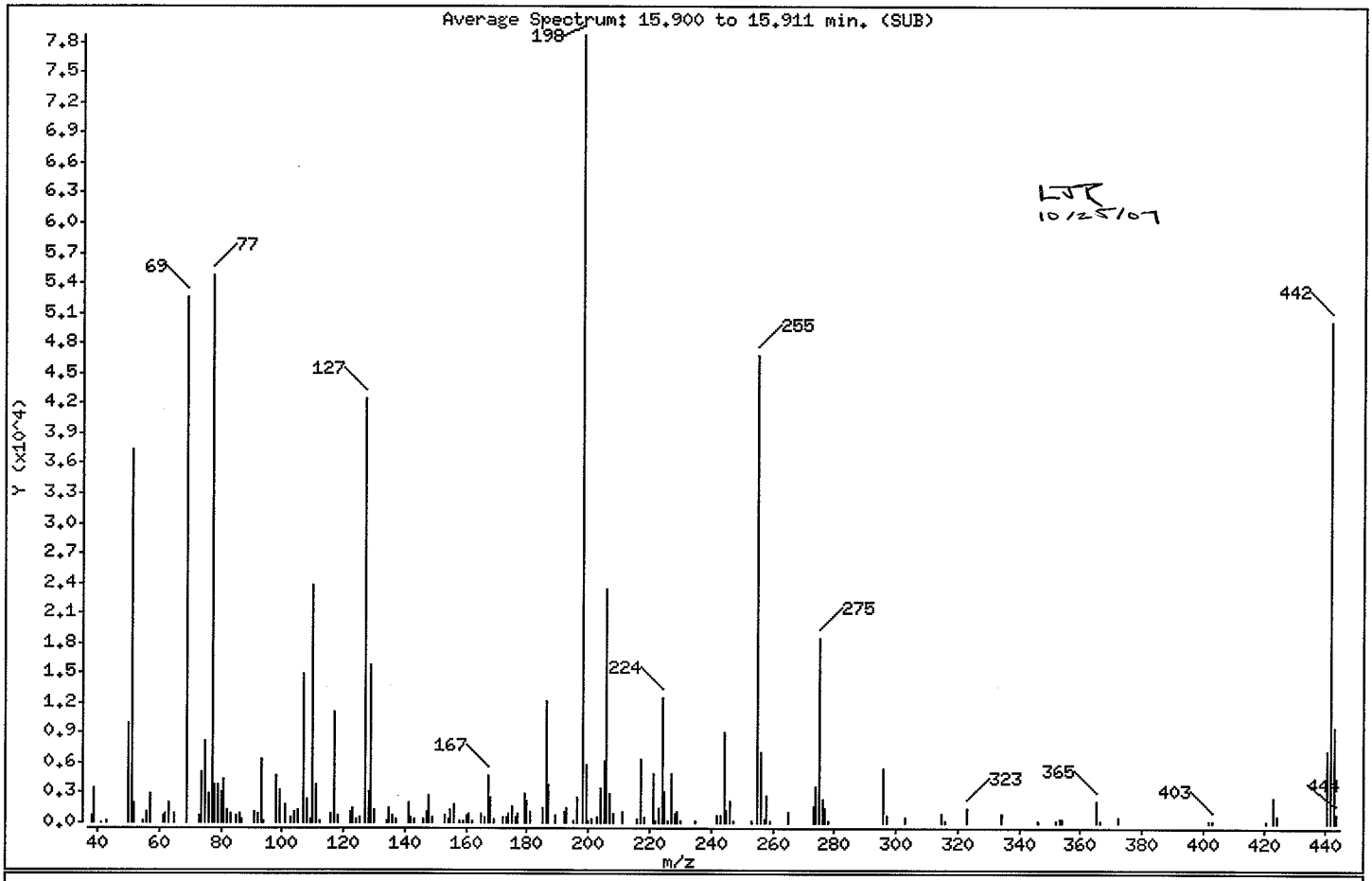

m/e	ION ABUNDANCE CRITERIA	% RELATIVE ABUNDANCE
198	Base Peak, 100% relative abundance	100.00
51	30.00 - 80.00% of mass 198	47.41
68	Less than 2.00% of mass 69	0.00 (0.00)
69	Mass 69 relative abundance	66.83
70	Less than 2.00% of mass 69	0.00 (0.00)
127	25.00 - 75.00% of mass 198	53.96
197	Less than 1.00% of mass 198	0.00
199	5.00 - 9.00% of mass 198	7.42
275	10.00 - 30.00% of mass 198	23.40
365	Greater than 0.75% of mass 198	2.83
441	Present, but less than mass 443	9.27
442	40.00 - 110.00% of mass 198	63.79
443	15.00 - 24.00% of mass 442	12.27 (19.23)

Data File: /chem1/nt6.i/20071019.b/tune.b/cc1019.d

Date : 19-OCT-2007 09:25

Client ID: DFTPP 1019 Instrument: nt6.i

Sample Info: ABN 25

Operator: LJR

Column phase: RTX-5 Column diameter: 0.32

Data File: cc1019.d

Spectrum: Average Spectrum: 15.900 to 15.911 min. (SUB)

Location of Maximum: 198.00

Number of points: 165

m/z	Y	m/z	Y	m/z	Y	m/z	Y
38.00	645	110.00	23744	175.00	1612	245.00	1304
39.00	3472	111.00	3771	176.00	566	246.00	2235
41.00	12	112.00	204	177.00	968	247.00	184
43.00	217	116.00	959	179.00	2884	253.00	172
50.00	9982	117.00	11053	180.00	2128	255.00	46776
51.00	37304	118.00	658	181.00	1061	256.00	7101
52.00	1984	122.00	1040	185.00	1526	257.00	274
55.00	271	123.00	1440	186.00	12056	258.00	2775
56.00	1177	124.00	367	187.00	3810	259.00	186
57.00	2903	125.00	626	189.00	808	265.00	1160
61.00	760	127.00	42456	192.00	1142	273.00	1587
62.00	824	128.00	3129	193.00	1383	274.00	3688
63.00	1924	129.00	15854	195.00	192	275.00	18408
65.00	871	130.00	1349	196.00	2508	276.00	2411
69.00	52584	134.00	220	198.00	78680	277.00	1447
73.00	770	135.00	1456	199.00	5840	278.00	180
74.00	5039	136.00	674	200.00	190	296.00	5350
75.00	8229	137.00	396	201.00	338	297.00	732
76.00	2930	141.00	1983	203.00	535	303.00	499
77.00	54744	142.00	500	204.00	3421	315.00	817
78.00	3843	143.00	411	205.00	6129	316.00	178
79.00	3862	146.00	377	206.00	23376	323.00	1525
80.00	3055	147.00	1082	207.00	2840	334.00	933
81.00	4332	148.00	2666	208.00	865	346.00	229
82.00	1183	149.00	476	211.00	1046	352.00	171
83.00	958	153.00	740	216.00	394	353.00	408
85.00	772	154.00	434	217.00	6325	354.00	381
86.00	943	155.00	1232	218.00	523	365.00	2229
87.00	396	156.00	1887	221.00	4839	366.00	222
91.00	1039	158.00	203	222.00	247	372.00	578
92.00	978	159.00	183	223.00	1534	402.00	169
93.00	6255	160.00	771	224.00	12464	403.00	211
94.00	177	161.00	897	225.00	3075	421.00	172
98.00	4786	162.00	183	226.00	199	423.00	2506
99.00	3274	165.00	899	227.00	4985	424.00	694

Data File: /chem1/nt6.i/20071019.b/tune.b/cc1019.d

Date : 19-OCT-2007 09:25

Client ID: DFTPP 1019 Instrument: nt6.i

Sample Info: ABN 25

Operator: LJR

Column phase: RTX-5 Column diameter: 0.32

Data File: cc1019.d

Spectrum: Average Spectrum: 15.900 to 15.911 min. (SUB)

Location of Maximum: 198.00

Number of points: 165

m/z	Y	m/z	Y	m/z	Y	m/z	Y
101.00	1895	166.00	583	228.00	864	441.00	7298
103.00	633	167.00	4717	229.00	1039	442.00	50192
104.00	1008	168.00	2489	230.00	178	443.00	9655
105.00	1289	169.00	425	235.00	181	444.00	842
107.00	14831	172.00	540	242.00	669		
108.00	2367	173.00	624	243.00	795		
109.00	312	174.00	845	244.00	9066		

Data File: /chem1/nt6.i/20071019.b/tune.b/cc1019.d

Date : 19-OCT-2007 09:25

Client ID: DFTPP 1019

Instrument: nt6.i

Sample Info: ABN 25

Operator: LJR

Column phase: RTX-5

Column diameter: 0.32

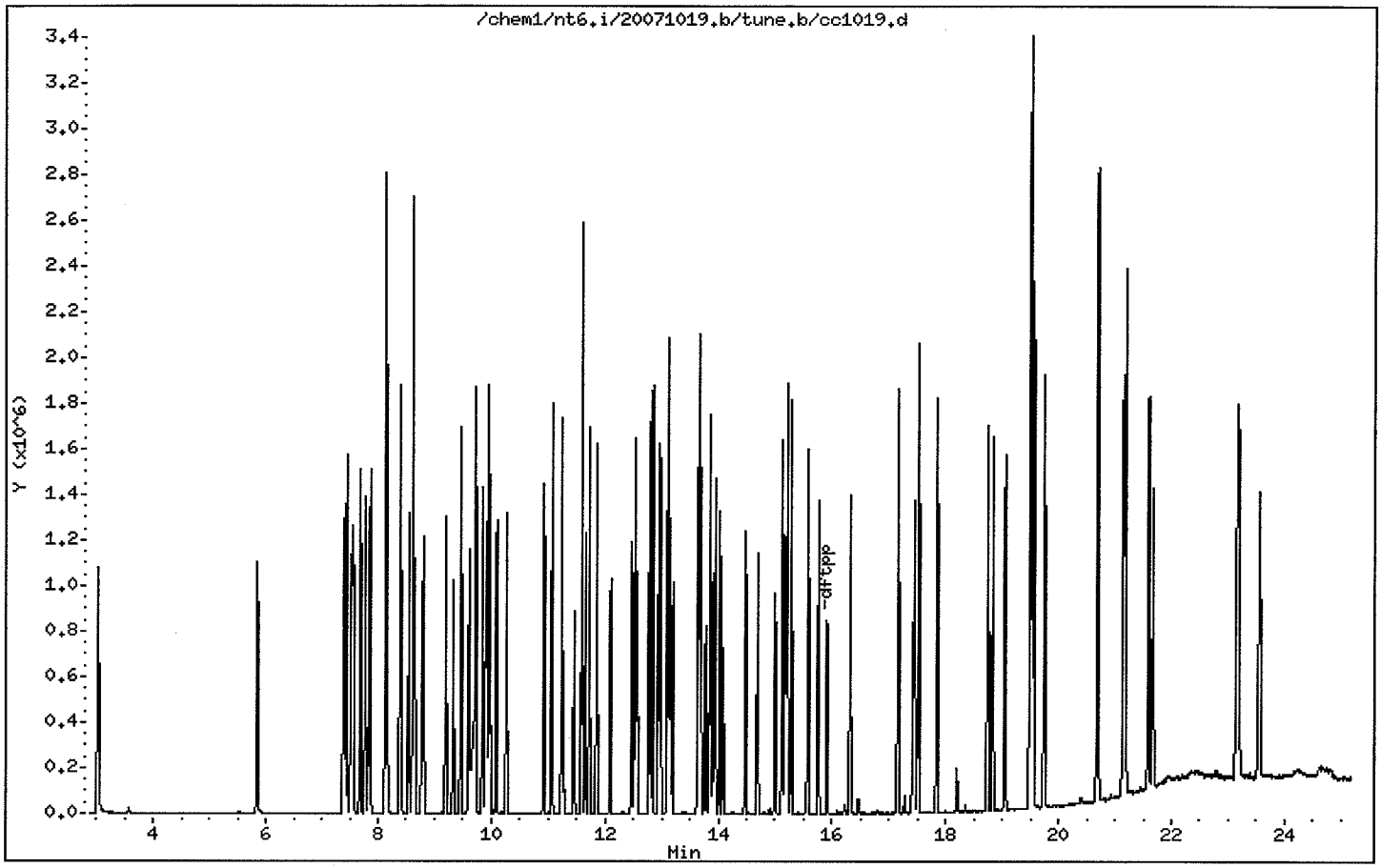

Data File: /chem3/nt4.i/20071101.b/tune.b/cc1101.d

Date : 01-NOV-2007 14:35

Client ID:

Instrument: nt4.i

Sample Info: ABN 25

Operator: LJR

Column phase: ZB-5

Column diameter: 0.32

1 dftpp

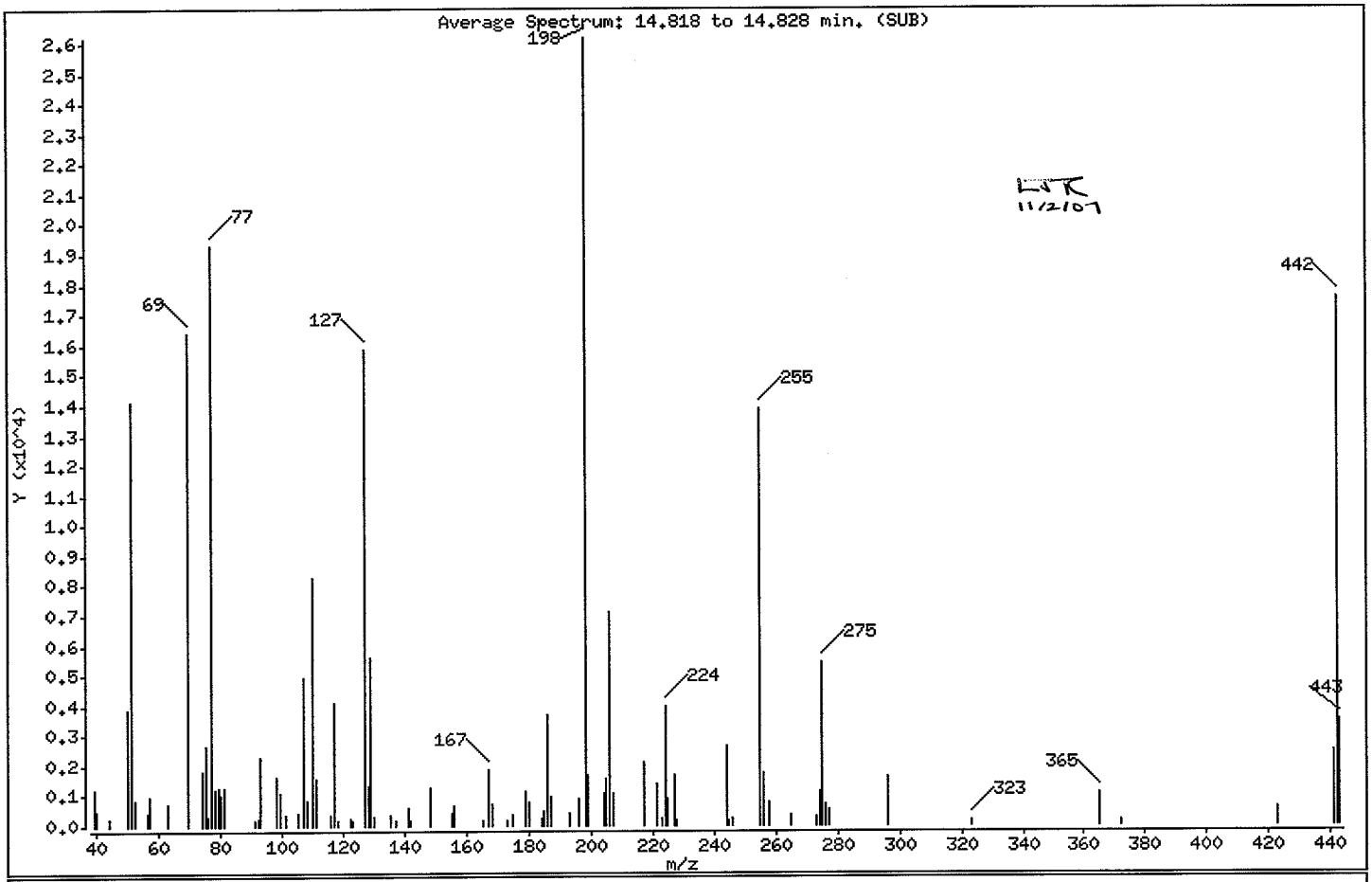

m/e	ION ABUNDANCE CRITERIA	% RELATIVE ABUNDANCE
198	Base Peak, 100% relative abundance	100.00
51	30.00 - 80.00% of mass 198	54.01
68	Less than 2.00% of mass 69	0.00 (0.00)
69	Mass 69 relative abundance	62.57
70	Less than 2.00% of mass 69	0.00 (0.00)
127	25.00 - 75.00% of mass 198	60.64
197	Less than 1.00% of mass 198	0.00
199	5.00 - 9.00% of mass 198	6.49
275	10.00 - 30.00% of mass 198	20.75
365	Greater than 0.75% of mass 198	4.13
441	Present, but less than mass 443	9.39
442	40.00 - 110.00% of mass 198	67.01
443	15.00 - 24.00% of mass 442	13.28 (19.81)

Data File: /chem3/nt4.i/20071101.b/tune.b/cc1101.d

Date : 01-NOV-2007 14:35

Client ID:

Instrument: nt4.i

Sample Info: ABN 25

Operator: LJR

Column phase: ZB-5

Column diameter: 0.32

Data File: cc1101.d
Spectrum: Average Spectrum: 14.818 to 14.828 min. (SUB)
Location of Maximum: 198.00
Number of points: 91

m/z	Y	m/z	Y	m/z	Y	m/z	Y
39.00	1228	101.00	390	167.00	1865	227.00	1666
40.00	458	105.00	449	168.00	726	228.00	177
44.00	266	107.00	4937	173.00	185	244.00	2628
50.00	3876	108.00	833	175.00	381	245.00	188
51.00	14142	110.00	8259	179.00	1120	246.00	213
52.00	840	111.00	1542	180.00	801	255.00	13853
56.00	420	116.00	346	184.00	228	256.00	1748
57.00	953	117.00	4076	185.00	467	258.00	760
63.00	713	118.00	171	186.00	3668	265.00	370
69.00	16383	122.00	231	187.00	952	273.00	279
74.00	1839	123.00	169	193.00	426	274.00	1124
75.00	2681	127.00	15877	196.00	898	275.00	5432
76.00	328	128.00	1333	198.00	26184	276.00	754
77.00	19304	129.00	5631	199.00	1699	277.00	521
78.00	1230	130.00	295	204.00	1067	296.00	1657
79.00	1263	135.00	365	205.00	1549	323.00	196
80.00	1043	137.00	173	206.00	7127	365.00	1081
81.00	1286	141.00	631	207.00	1058	372.00	189
91.00	172	142.00	188	217.00	2131	423.00	629
92.00	246	148.00	1274	221.00	1374	441.00	2459
93.00	2268	155.00	393	223.00	233	442.00	17544
98.00	1612	156.00	656	224.00	4007	443.00	3476
99.00	1089	165.00	210	225.00	894		

Data File: /chem3/nt4.i/20071101.b/tune.b/cc1101.d

Date : 01-NOV-2007 14:35

Client ID:

Instrument: nt4.i

Sample Info: ABN 25

Operator: LJR

Column phase: ZB-5

Column diameter: 0.32

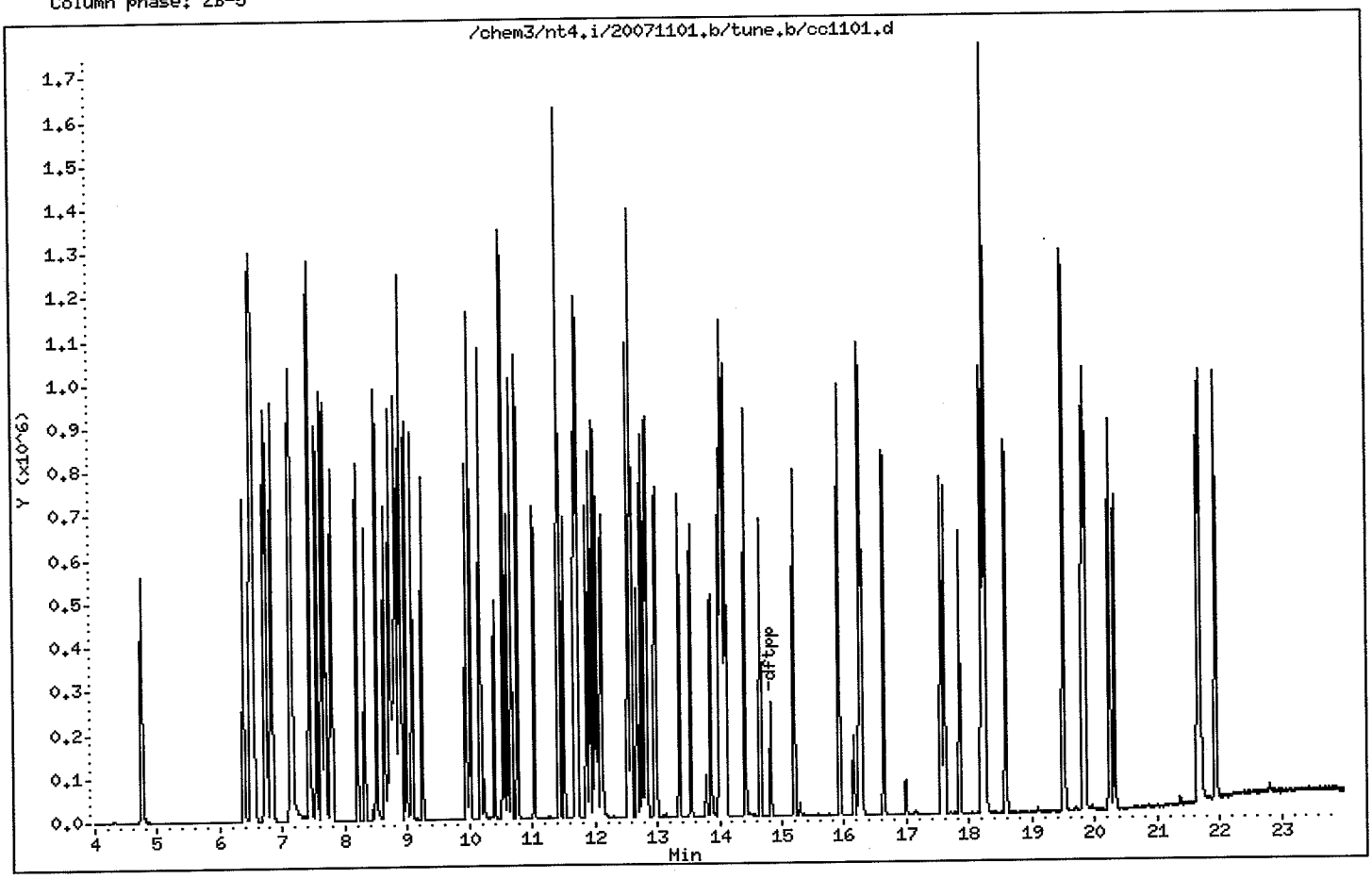

ANALYTICAL RESOURCES INCORPORATED

ORGANICS ANALYSIS DATA SHEET
PSDDA Semivolatiles by SW8270D GC/MS **Sample ID: MB-101007**
Page 1 of 2 **METHOD BLANK**

Lab Sample ID: MB-101007
LIMS ID: 07-20770
Matrix: Sediment
Data Release Authorized:
Reported: 01/25/08

QC Report No: LR71-Anchor Environmental, LLC
Project: Kimberly Clark Anacortes
NA
Date Sampled: NA
Date Received: NA

Date Extracted: 10/10/07
Date Analyzed: 10/18/07 10:42
Instrument/Analyst: NT6/LJR
GPC Cleanup: Yes

Sample Amount: 50.0 g
Final Extract Volume: 1.0 mL
Dilution Factor: 1.00
Percent Moisture: NA

CAS Number	Analyte	RL	Result
108-95-2	Phenol	20	< 20 U
541-73-1	1,3-Dichlorobenzene	20	< 20 U
106-46-7	1,4-Dichlorobenzene	20	< 20 U
100-51-6	Benzyl Alcohol	20	< 20 U
95-50-1	1,2-Dichlorobenzene	20	< 20 U
95-48-7	2-Methylphenol	20	< 20 U
106-44-5	4-Methylphenol	20	< 20 U
67-72-1	Hexachloroethane	20	< 20 U
105-67-9	2,4-Dimethylphenol	20	< 20 U
65-85-0	Benzoic Acid	200	< 200 U
120-82-1	1,2,4-Trichlorobenzene	10	< 10 UJ
91-20-3	Naphthalene	20	< 20 U
87-68-3	Hexachlorobutadiene	20	< 20 U
91-57-6	2-Methylnaphthalene	20	< 20 U
131-11-3	Dimethylphthalate	20	< 20 U
208-96-8	Acenaphthylene	20	< 20 U
83-32-9	Acenaphthene	20	< 20 U
132-64-9	Dibenzofuran	20	< 20 U
84-66-2	Diethylphthalate	20	< 20 U
86-73-7	Fluorene	20	< 20 U
86-30-6	N-Nitrosodiphenylamine	20	< 20 U
118-74-1	Hexachlorobenzene	10	< 10 UJ
87-86-5	Pentachlorophenol	100	< 100 U
85-01-8	Phenanthrene	20	< 20 U
120-12-7	Anthracene	20	< 20 U
84-74-2	Di-n-Butylphthalate	20	< 20 U
206-44-0	Fluoranthene	20	< 20 U
129-00-0	Pyrene	20	< 20 U
85-68-7	Butylbenzylphthalate	20	< 20 U
56-55-3	Benzo(a)anthracene	20	< 20 U
117-81-7	bis(2-Ethylhexyl)phthalate	20	< 20 U
218-01-9	Chrysene	20	< 20 U
117-84-0	Di-n-Octyl phthalate	20	< 20 U
205-99-2	Benzo(b)fluoranthene	20	< 20 U
207-08-9	Benzo(k)fluoranthene	20	< 20 U
50-32-8	Benzo(a)pyrene	20	< 20 U
193-39-5	Indeno(1,2,3-cd)pyrene	20	< 20 U
53-70-3	Dibenz(a,h)anthracene	20	< 20 U
191-24-2	Benzo(g,h,i)perylene	20	< 20 U

ANALYTICAL RESOURCES INCORPORATED

ORGANICS ANALYSIS DATA SHEET
PSDDA Semivolatiles by SW8270D GC/MS **Sample ID: MB-101007**
 METHOD BLANK

Lab Sample ID: MB-101007 QC Report No: LR71-Anchor Environmental, LLC
LIMS ID: 07-20770 Project: Kimberly Clark Anacortes
Matrix: Sediment NA
Date Analyzed: 10/18/07 10:42

CAS Number	Analyte	RL	Result
90-12-0	1-Methylnaphthalene	20	< 20 U

Reported in µg/kg (ppb)

Semivolatile Surrogate Recovery

d5-Nitrobenzene	44.4%	2-Fluorobiphenyl	39.4%
d14-p-Terphenyl	64.0%	d4-1,2-Dichlorobenzene	38.2%
d5-Phenol	49.1%	2-Fluorophenol	57.1%
2,4,6-Tribromophenol	52.0%	d4-2-Chlorophenol	46.9%

Analytical Resources, Inc.

Semivolatile Report SW846 Method 8270D

Data file : /chem1/nt6.i/20071018.b/lr71mb.d
Lab Smp Id: LR71MBS1 Client Smp ID: LR71MBS1
Inj Date : 18-OCT-2007 10:42
Operator : LJR/VTS Inst ID: nt6.i
Smp Info : LR71MBS1
Misc Info : 07-20770
Comment : 1ul Injection
Method : /chem1/nt6.i/20071018.b/SW846.m
Meth Date : 25-Oct-2007 15:32 jeff Quant Type: ISTD
Cal Date : 01-OCT-2007 13:12 Cal File: 0051001.d
Als bottle: 1 QC Sample: BLANK
Dil Factor: 1.00000
Integrator: HP RTE Compound Sublist: PSDDAMBLCS.sub
Target Version: 3.50

LJR 10/25/07

Concentration Formula: Amt * DF * Vt/(Ws * (100 - M)/100) * CpndVariable

Name	Value	Description
DF	1.00000	Dilution Factor
Vt	1000.00000	Volume of final extract (uL)
Ws	50.00000	Weight of sample extracted (g)
M	0.00000	% Moisture

Cpnd Variable Local Compound Variable

		QUANT SIG MASS	RT	EXP RT	REL RT	RESPONSE	CONCENTRATIONS ON-COLUMN (ug/mL)	CONCENTRATIONS FINAL (ug/kg)
$	1 2-Fluorophenol	112	5.970	5.917	(0.755)	310733	21.4206	428.4
$	2 Phenol-d5	99	7.487	7.488	(0.947)	341083	18.4062	368.1
	3 Phenol	94	Compound Not Detected.					
$	5 2-Chlorophenol-d4	132	7.605	7.600	(0.961)	217765	17.6441	352.9
	4 Bis(2-Chloroethyl)ether	93	Compound Not Detected.					
	6 2-Chlorophenol	128	Compound Not Detected.					
	7 1,3-Dichlorobenzene	146	Compound Not Detected.					
*	8 1,4-Dichlorobenzene-d4	152	7.909	7.904	(1.000)	196851	20.0000	
	9 1,4-Dichlorobenzene	146	Compound Not Detected.					
$	10 1,2-Dichlorobenzene-d4	152	8.209	8.204	(1.038)	88259	9.53616	190.7
	12 1,2-Dichlorobenzene	146	Compound Not Detected.					
	11 Benzyl alcohol	108	Compound Not Detected.					
	14 2,2'-oxybis(1-Chloropropane)	45	Compound Not Detected.					
	13 2-Methylphenol	108	Compound Not Detected.					
	17 Hexachloroethane	117	Compound Not Detected.					

	Compounds	QUANT SIG MASS	RT	EXP RT	REL RT	RESPONSE	CONCENTRATIONS ON-COLUMN (ug/mL)	FINAL (ug/kg)
	16 N-Nitroso-di-n-propylamine	70	Compound Not Detected.					
	15 4-Methylphenol	108	Compound Not Detected.					
$	18 Nitrobenzene-d5	82	8.844	8.845	(0.887)	229474	11.1141	222.3
	19 Nitrobenzene	77	Compound Not Detected.					
	20 Isophorone	82	Compound Not Detected.					
	21 2-Nitrophenol	139	Compound Not Detected.					
	22 2,4-Dimethylphenol	107	Compound Not Detected.					
	23 Bis(2-Chloroethoxy)methane	93	Compound Not Detected.					
	24 Benzoic acid	105	Compound Not Detected.					
	25 2,4-Dichlorophenol	162	Compound Not Detected.					
	26 1,2,4-Trichlorobenzene	180	Compound Not Detected.					
*	27 Naphthalene-d8	136	9.966	9.961	(1.000)	642624	20.0000	
	28 Naphthalene	128	Compound Not Detected.					
	29 4-Chloroaniline	127	Compound Not Detected.					
	30 Hexachlorobutadiene	225	Compound Not Detected.					
	31 4-Chloro-3-methylphenol	107	Compound Not Detected.					
	32 2-Methylnaphthalene	141	Compound Not Detected.					
	33 Hexachlorocyclopentadiene	237	Compound Not Detected.					
	34 2,4,6-Trichlorophenol	196	Compound Not Detected.					
	35 2,4,5-Trichlorophenol	196	Compound Not Detected.					
$	36 2-Fluorobiphenyl	172	11.783	11.777	(0.917)	300809	9.84259	196.9(R)
	37 2-Chloronaphthalene	162	Compound Not Detected.					
	38 2-Nitroaniline	65	Compound Not Detected.					
	39 Dimethylphthalate	163	Compound Not Detected.					
	40 Acenaphthylene	152	Compound Not Detected.					
	41 2,6-Dinitrotoluene	165	Compound Not Detected.					
*	42 Acenaphthene-d10	164	12.851	12.841	(1.000)	392528	20.0000	
	43 3-Nitroaniline	138	Compound Not Detected.					
	44 Acenaphthene	153	Compound Not Detected.					
	45 2,4-Dinitrophenol	184	Compound Not Detected.					
	46 Dibenzofuran	168	Compound Not Detected.					
	47 4-Nitrophenol	109	Compound Not Detected.					
	48 2,4-Dinitrotoluene	165	Compound Not Detected.					
	50 Diethylphthalate	149	Compound Not Detected.					
	49 Fluorene	166	Compound Not Detected.					
	51 4-Chlorophenyl-phenylether	204	Compound Not Detected.					
	52 4-Nitroaniline	138	Compound Not Detected.					
	53 4,6-Dinitro-2-methylphenol	198	Compound Not Detected.					
	54 N-Nitrosodiphenylamine	169	Compound Not Detected.					
$	55 2,4,6-Tribromophenol	330	14.149	14.139	(1.101)	74400	19.5360	390.7
	56 4-Bromophenyl-phenylether	248	Compound Not Detected.					
	57 Hexachlorobenzene	284	Compound Not Detected.					
	58 Pentachlorophenol	266	Compound Not Detected.					
*	59 Phenanthrene-d10	188	15.234	15.223	(1.000)	628504	20.0000	
	60 Phenanthrene	178	Compound Not Detected.					
	61 Anthracene	178	Compound Not Detected.					
	62 Carbazole	167	Compound Not Detected.					

	Compounds	QUANT SIG MASS	RT	EXP RT	REL RT	RESPONSE	CONCENTRATIONS ON-COLUMN (ug/mL)	CONCENTRATIONS FINAL (ug/kg)
	63 Di-n-butylphthalate	149	Compound Not Detected.					
	64 Fluoranthene	202	Compound Not Detected.					
	65 Pyrene	202	Compound Not Detected.					
$	66 Terphenyl-d14	244	17.899	17.884	(0.915)	426239	16.0368	320.7
	67 Butylbenzylphthalate	149	Compound Not Detected.					
	68 Benzo(a)anthracene	228	Compound Not Detected.					
*	69 Chrysene-d12	240	19.566	19.556	(1.000)	591236	20.0000	
	70 3,3'-Dichlorobenzidine	252	Compound Not Detected.					
	71 Chrysene	228	Compound Not Detected.					
	72 bis(2-Ethylhexyl)phthalate	149	Compound Not Detected.					
*	134 Di-n-octylphthalate-d4	153	20.731	20.720	(1.000)	863452	20.0000	
	73 Di-n-octylphthalate	149	Compound Not Detected.					
	74 Benzo(b)fluoranthene	252	Compound Not Detected.					
	75 Benzo(k)fluoranthene	252	Compound Not Detected.					
	76 Benzo(a)pyrene	252	Compound Not Detected.					
*	77 Perylene-d12	264	21.730	21.719	(1.000)	554552	20.0000	
	78 Indeno(1,2,3-cd)pyrene	276	Compound Not Detected.					
	79 Dibenzo(a,h)anthracene	278	Compound Not Detected.					
	80 Benzo(g,h,i)perylene	276	Compound Not Detected.					
	90 N-Nitrosodimethylamine	74	Compound Not Detected.					
	91 Aniline	93	Compound Not Detected.					
	93 Benzidine	184	Compound Not Detected.					
	103 Pyridine	79	Compound Not Detected.					
	105 1-methylnaphthalene	141	Compound Not Detected.					
	111 Azobenzene (1,2-DP-Hydrazine)	77	Compound Not Detected.					

QC Flag Legend

R - Spike/Surrogate failed recovery limits.

Analytical Resources, Inc.

INTERNAL STANDARD COMPOUNDS
AREA AND RT SUMMARY

Instrument ID: nt6.i
Lab File ID: lr71mb.d
Lab Smp Id: LR71MBS1
Analysis Type: SV
Quant Type: ISTD
Operator: LJR/VTS
Method File: /chem1/nt6.i/20071018.b/SW846.m
Misc Info: 07-20770

Calibration Date: 18-OCT-2007
Calibration Time: 10:07
Client Smp ID: LR71MBS1
Level: LOW
Sample Type: Solid

Test Mode:
Use Initial Calibration Level 4.

		AREA LIMIT			
COMPOUND	STANDARD	LOWER	UPPER	SAMPLE	%DIFF
8 1,4-Dichlorobenze	212076	106038	424152	196851	-7.18
27 Naphthalene-d8	656578	328289	1313156	642624	-2.13
42 Acenaphthene-d10	353705	176852	707410	392528	10.98
59 Phenanthrene-d10	526440	263220	1052880	628504	19.39
69 Chrysene-d12	581923	290962	1163846	591236	1.60
134 Di-n-octylphthala	979097	489548	1958194	863452	-11.81
77 Perylene-d12	686531	343266	1373062	554552	-19.22

		RT LIMIT			
COMPOUND	STANDARD	LOWER	UPPER	SAMPLE	%DIFF
8 1,4-Dichlorobenze	7.90	7.40	8.40	7.91	0.06
27 Naphthalene-d8	9.96	9.46	10.46	9.97	0.05
42 Acenaphthene-d10	12.84	12.34	13.34	12.85	0.08
59 Phenanthrene-d10	15.22	14.72	15.72	15.23	0.07
69 Chrysene-d12	19.56	19.06	20.06	19.57	0.05
134 Di-n-octylphthala	20.72	20.22	21.22	20.73	0.05
77 Perylene-d12	21.72	21.22	22.22	21.73	0.05

AREA UPPER LIMIT = +100% of internal standard area.
AREA LOWER LIMIT = - 50% of internal standard area.
RT UPPER LIMIT = + 0.50 minutes of internal standard RT.
RT LOWER LIMIT = - 0.50 minutes of internal standard RT.

Analytical Resources, Inc.

RECOVERY REPORT

Client Name: Anchor
Sample Matrix: SOLID
Lab Smp Id: LR71MBS1
Level: LOW
Data Type: MS DATA
SpikeList File: PSDDALCS.spk
Sublist File: PSDDAMBLCS.sub
Method File: /chem1/nt6.i/20071018.b/SW846.m
Misc Info: 07-20770

Client SDG: LR71
Fraction: SV
Client Smp ID: LR71MBS1
Operator: LJR/VTS
SampleType: BLANK
Quant Type: ISTD

SURROGATE COMPOUND	CONC ADDED ug/kg	CONC RECOVERED ug/kg	% RECOVERED	LIMITS
$ 1 2-Fluorophenol	750.0	428.4	57.12	26-83
$ 2 Phenol-d5	750.0	368.1	49.08	42-82
$ 5 2-Chlorophenol-d4	750.0	352.9	47.05	43-80
$ 10 1,2-Dichlorobenzen	500.0	190.7	38.14	38-79
$ 18 Nitrobenzene-d5	500.0	222.3	44.46	42-79
$ 36 2-Fluorobiphenyl	500.0	196.9	39.37*	43-80
$ 55 2,4,6-Tribromophen	750.0	390.7	52.10	41-94
$ 66 Terphenyl-d14	500.0	320.7	64.15	39-105

Data File: /chem1/nt6.i/20071018.b/lr71mb.d
Date : 18-OCT-2007 10:42
Client ID: LR71MBS1
Sample Info: LR71MBS1
Volume Injected (uL): 1.0
Column phase: ZB-5

Instrument: nt6.i
Operator: LJR/VTS
Column diameter: 0.32

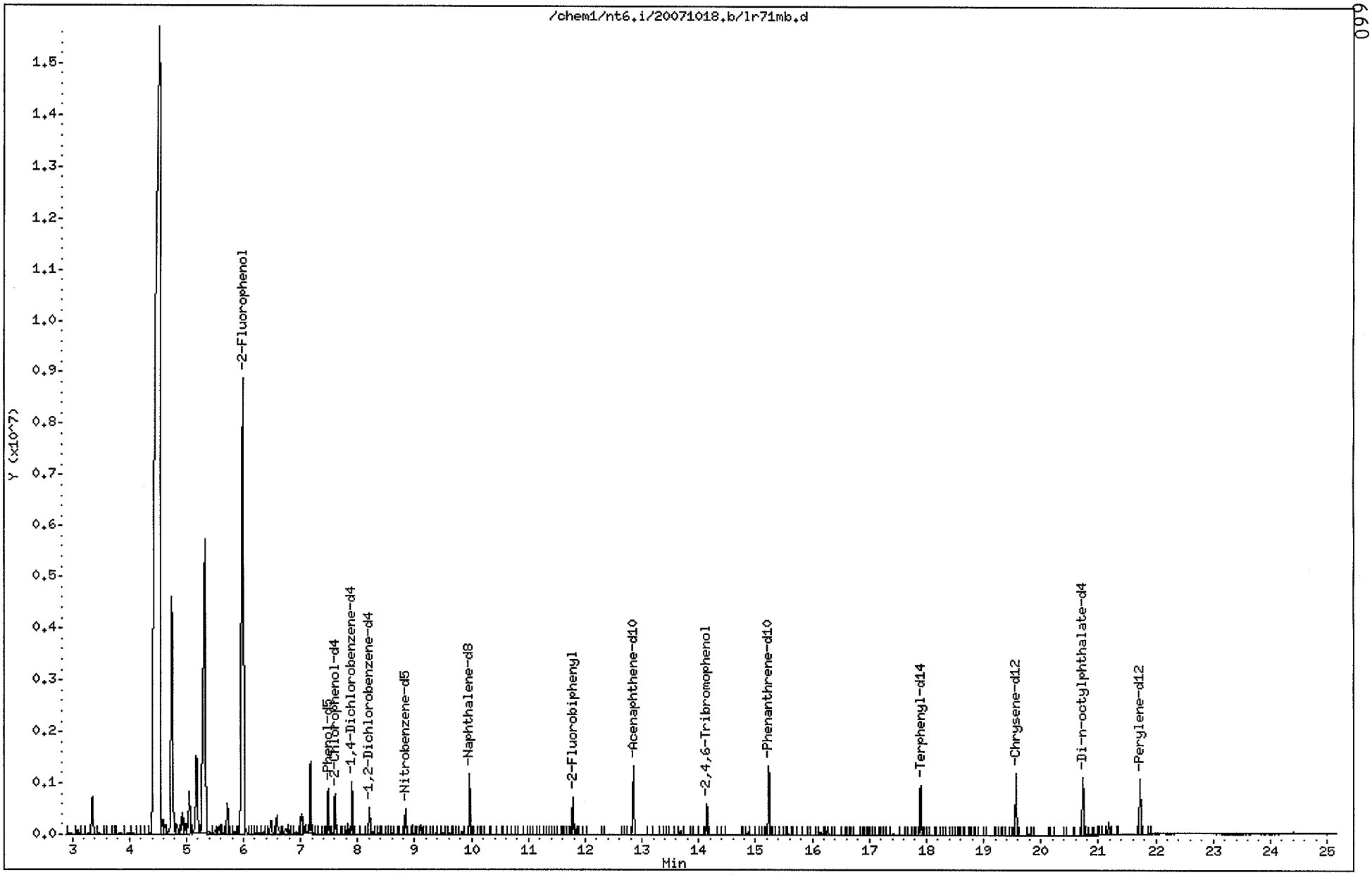

8660

ANALYTICAL RESOURCES INCORPORATED

ORGANICS ANALYSIS DATA SHEET
PSDDA Semivolatiles by SW8270D GC/MS **Sample ID: AN-SS-10-070928**
Page 1 of 2 **MATRIX SPIKE**

Lab Sample ID: LR71E
LIMS ID: 07-20770
Matrix: Sediment
Data Release Authorized:
Reported: 01/25/08

QC Report No: LR71-Anchor Environmental, LLC
Project: Kimberly Clark Anacortes
NA
Date Sampled: 09/28/07
Date Received: 09/29/07

Date Extracted: 10/10/07
Date Analyzed: 10/18/07 17:29
Instrument/Analyst: NT6/LJR
GPC Cleanup: Yes

Sample Amount: 50.3 g-dry-wt
Final Extract Volume: 1.0 mL
Dilution Factor: 1.00
Percent Moisture: 22.7%

CAS Number	Analyte	RL	Result
108-95-2	Phenol	20	---
541-73-1	1,3-Dichlorobenzene	20	---
106-46-7	1,4-Dichlorobenzene	20	---
100-51-6	Benzyl Alcohol	20	---
95-50-1	1,2-Dichlorobenzene	20	---
95-48-7	2-Methylphenol	20	---
106-44-5	4-Methylphenol	20	---
67-72-1	Hexachloroethane	20	---
105-67-9	2,4-Dimethylphenol	20	---
65-85-0	Benzoic Acid	200	---
120-82-1	1,2,4-Trichlorobenzene	20	---
91-20-3	Naphthalene	20	---
87-68-3	Hexachlorobutadiene	20	---
91-57-6	2-Methylnaphthalene	20	---
131-11-3	Dimethylphthalate	20	---
208-96-8	Acenaphthylene	20	---
83-32-9	Acenaphthene	20	---
132-64-9	Dibenzofuran	20	---
84-66-2	Diethylphthalate	20	---
86-73-7	Fluorene	20	---
86-30-6	N-Nitrosodiphenylamine	20	---
118-74-1	Hexachlorobenzene	20	---
87-86-5	Pentachlorophenol	99	---
85-01-8	Phenanthrene	20	---
120-12-7	Anthracene	20	---
84-74-2	Di-n-Butylphthalate	20	---
206-44-0	Fluoranthene	20	---
129-00-0	Pyrene	20	---
85-68-7	Butylbenzylphthalate	20	---
56-55-3	Benzo(a)anthracene	20	---
117-81-7	bis(2-Ethylhexyl)phthalate	20	---
218-01-9	Chrysene	20	---
117-84-0	Di-n-Octyl phthalate	20	---
205-99-2	Benzo(b)fluoranthene	20	---
207-08-9	Benzo(k)fluoranthene	20	---
50-32-8	Benzo(a)pyrene	20	---
193-39-5	Indeno(1,2,3-cd)pyrene	20	---
53-70-3	Dibenz(a,h)anthracene	20	---
191-24-2	Benzo(g,h,i)perylene	20	---

ANALYTICAL RESOURCES INCORPORATED

ORGANICS ANALYSIS DATA SHEET
PSDDA Semivolatiles by SW8270D GC/MS **Sample ID: AN-SS-10-070928**
Page 2 of 2 **MATRIX SPIKE**

Lab Sample ID: LR71E QC Report No: LR71-Anchor Environmental, LLC
LIMS ID: 07-20770 Project: Kimberly Clark Anacortes
Matrix: Sediment NA
Date Analyzed: 10/18/07 17:29

CAS Number	Analyte	RL	Result
90-12-0	1-Methylnaphthalene	20	---

Reported in µg/kg (ppb)

Semivolatile Surrogate Recovery

d5-Nitrobenzene	57.6%	2-Fluorobiphenyl	56.8%
d14-p-Terphenyl	78.8%	d4-1,2-Dichlorobenzene	56.8%
d5-Phenol	66.4%	2-Fluorophenol	75.7%
2,4,6-Tribromophenol	77.6%	d4-2-Chlorophenol	64.3%

Analytical Resources, Inc.

Semivolatile Report SW846 Method 8270D

Data file : /chem1/nt6.i/20071018.b/lr71ems.d
Lab Smp Id: LR71EMS Client Smp ID: AN-SS-10-070928 MS
Inj Date : 18-OCT-2007 17:29
Operator : LJR/VTS Inst ID: nt6.i
Smp Info : LR71EMS
Misc Info : 07-20770
Comment : 1ul Injection
Method : /chem1/nt6.i/20071018.b/SW846.m
Meth Date : 25-Oct-2007 15:31 jeff Quant Type: ISTD
Cal Date : 01-OCT-2007 13:12 Cal File: 0051001.d
Als bottle: 13 QC Sample: MS
Dil Factor: 1.00000
Integrator: HP RTE Compound Sublist: PSDDA.sub
Target Version: 3.50

LJR 10/25/07

Concentration Formula: Amt * DF * Vt/(Ws * (100 - M)/100) * CpndVariable

Name	Value	Description
DF	1.00000	Dilution Factor
Vt	1000.00000	Volume of final extract (uL)
Ws	65.10000	Weight of sample extracted (g)
M	22.70000	% Moisture

Cpnd Variable Local Compound Variable

	Compounds	QUANT SIG MASS	RT	EXP RT	REL RT	RESPONSE	CONCENTRATIONS ON-COLUMN (ug/mL)	CONCENTRATIONS FINAL (ug/kg)
$	1 2-Fluorophenol	112	5.983	5.917	(0.756)	376101	28.3758	563.9
$	2 Phenol-d5	99	7.506	7.488	(0.948)	421120	24.8719	494.3
	3 Phenol	94	7.522	7.504	(0.950)	357320	17.0286	338.4
$	5 2-Chlorophenol-d4	132	7.618	7.600	(0.962)	271835	24.1055	479.0
	4 Bis(2-Chloroethyl)ether	93	7.591	7.579	(0.959)	211166	14.8911	295.9
	6 2-Chlorophenol	128	7.645	7.627	(0.966)	200437	15.8780	315.5
	7 1,3-Dichlorobenzene	146	7.853	7.840	(0.992)	186020	13.2617	263.5
*	8 1,4-Dichlorobenzene-d4	152	7.917	7.904	(1.000)	179861	20.0000	
	9 1,4-Dichlorobenzene	146	7.938	7.931	(1.003)	184032	12.7225	252.8
$	10 1,2-Dichlorobenzene-d4	152	8.216	8.204	(1.038)	120072	14.1990	282.2
	12 1,2-Dichlorobenzene	146	8.238	8.225	(1.040)	183167	13.4644	267.6
	11 Benzyl alcohol	108	8.211	8.198	(1.037)	313095	38.1609	758.3
	14 2,2'-oxybis(1-Chloropropane)	45	8.467	8.465	(1.069)	197936	15.1256	300.6
	13 2-Methylphenol	108	8.451	8.439	(1.067)	207988	17.2471	342.7
	17 Hexachloroethane	117	8.729	8.716	(1.103)	79196	12.3949	246.3

	Compounds	QUANT SIG MASS	RT	EXP RT	REL RT	RESPONSE	CONCENTRATIONS ON-COLUMN (ug/mL)	FINAL (ug/kg)
	16 N-Nitroso-di-n-propylamine	70	8.686	8.679	(1.097)	197401	15.6092	310.2
	15 4-Methylphenol	108	8.692	8.674	(1.098)	483554	38.2839	760.8
$	18 Nitrobenzene-d5	82	8.852	8.845	(0.888)	275349	14.3576	285.3
	19 Nitrobenzene	77	8.879	8.871	(0.890)	283231	13.7602	273.4
	20 Isophorone	82	9.274	9.261	(0.930)	502915	16.5931	329.7
	21 2-Nitrophenol	139	9.402	9.395	(0.943)	99059	14.3904	286.0
	22 2,4-Dimethylphenol	107	9.525	9.518	(0.955)	233080	14.8189	294.5
	23 Bis(2-Chloroethoxy)methane	93	9.669	9.662	(0.969)	259232	15.4309	306.6
	24 Benzoic acid	105	9.749	9.785	(0.978)	369277	34.3989	683.6
	25 2,4-Dichlorophenol	162	9.792	9.780	(0.982)	165659	15.8904	315.8
	26 1,2,4-Trichlorobenzene	180	9.920	9.908	(0.995)	170652	13.4273	266.8
*	27 Naphthalene-d8	136	9.974	9.961	(1.000)	596899	20.0000	
	28 Naphthalene	128	10.006	9.999	(1.003)	533849	14.5094	288.3
	29 4-Chloroaniline	127	10.166	10.143	(1.019)	98447	6.91676	137.4 (RM)
	30 Hexachlorobutadiene	225	10.332	10.319	(1.036)	107371	12.6663	251.7
	31 4-Chloro-3-methylphenol	107	10.983	10.971	(1.101)	216643	17.7894	353.5
	32 2-Methylnaphthalene	141	11.133	11.126	(1.116)	301933	16.3319	324.5
	33 Hexachlorocyclopentadiene	237	11.523	11.510	(0.896)	145118	17.1172	340.2
	34 2,4,6-Trichlorophenol	196	11.657	11.644	(0.907)	133760	14.1946	282.1
	35 2,4,5-Trichlorophenol	196	11.715	11.703	(0.911)	143752	15.7498	313.0
$	36 2-Fluorobiphenyl	172	11.785	11.777	(0.917)	423173	14.2390	283.0
	37 2-Chloronaphthalene	162	11.918	11.906	(0.927)	350309	13.7195	272.6
	38 2-Nitroaniline	65	12.153	12.141	(0.946)	177246	15.4993	308.0
	39 Dimethylphthalate	163	12.538	12.525	(0.975)	430287	16.6537	330.9
	40 Acenaphthylene	152	12.597	12.584	(0.980)	582385	14.8794	295.7
	41 2,6-Dinitrotoluene	165	12.629	12.616	(0.983)	93898	14.6106	290.3
*	42 Acenaphthene-d10	164	12.853	12.841	(1.000)	381704	20.0000	
	43 3-Nitroaniline	138	12.837	12.825	(0.999)	127638	20.7981	413.3 (R)
	44 Acenaphthene	153	12.907	12.894	(1.004)	370177	14.9849	297.8
	45 2,4-Dinitrophenol	184	13.008	12.995	(1.012)	242516	50.9465	1012
	46 Dibenzofuran	168	13.168	13.156	(1.025)	570573	16.4863	327.6
	47 4-Nitrophenol	109	13.163	13.145	(1.024)	95014	16.9366	336.6
	48 2,4-Dinitrotoluene	165	13.259	13.241	(1.032)	130548	16.7003	331.9
	50 Diethylphthalate	149	13.703	13.695	(1.066)	457953	17.5333	348.4
	49 Fluorene	166	13.729	13.711	(1.068)	441979	16.1684	321.3
	51 4-Chlorophenyl-phenylether	204	13.756	13.743	(1.070)	233333	15.3178	304.4
	52 4-Nitroaniline	138	13.836	13.823	(1.076)	44659	8.13067	161.6
	53 4,6-Dinitro-2-methylphenol	198	13.916	13.904	(0.913)	305438	47.9438	952.7
	54 N-Nitrosodiphenylamine	169	13.964	13.952	(0.916)	290694	18.1274	360.2
$	55 2,4,6-Tribromophenol	330	14.157	14.139	(1.101)	107772	29.1013	578.3
	56 4-Bromophenyl-phenylether	248	14.541	14.529	(0.954)	133567	15.3419	304.9
	57 Hexachlorobenzene	284	14.760	14.742	(0.968)	133360	15.0559	299.2
	58 Pentachlorophenol	266	15.060	15.047	(0.988)	79200	14.2503	283.2
*	59 Phenanthrene-d10	188	15.241	15.223	(1.000)	629026	20.0000	
	60 Phenanthrene	178	15.273	15.261	(1.002)	719727	17.8332	354.4
	61 Anthracene	178	15.348	15.335	(1.007)	581616	14.3925	286.0
	62 Carbazole	167	15.636	15.624	(1.026)	616993	17.1643	341.1

	Compounds	QUANT SIG MASS	RT	EXP RT	REL RT	RESPONSE	CONCENTRATIONS ON-COLUMN (ug/mL)	FINAL (ug/kg)
	63 Di-n-butylphthalate	149	16.374	16.350	(1.074)	789806	18.8436	374.5
	64 Fluoranthene	202	17.223	17.205	(1.130)	970438	21.0265	417.8
	65 Pyrene	202	17.576	17.563	(0.898)	940322	20.5302	408.0
$	66 Terphenyl-d14	244	17.902	17.884	(0.915)	564649	19.6958	391.4
	67 Butylbenzylphthalate	149	18.794	18.776	(0.960)	357014	17.7271	352.3
	68 Benzo(a)anthracene	228	19.547	19.529	(0.999)	786934	15.7492	313.0
*	69 Chrysene-d12	240	19.574	19.556	(1.000)	637723	20.0000	
	70 3,3'-Dichlorobenzidine	252	19.568	19.545	(1.000)	33795	1.65258	32.84(RM)
	71 Chrysene	228	19.611	19.598	(1.002)	772746	17.2095	342.0
	72 bis(2-Ethylhexyl)phthalate	149	19.798	19.785	(0.955)	559799	19.8742	394.9
*	134 Di-n-octylphthalate-d4	153	20.733	20.720	(1.000)	931529	20.0000	
	73 Di-n-octylphthalate	149	20.744	20.731	(1.000)	930259	17.3131	344.0
	74 Benzo(b)fluoranthene	252	21.203	21.190	(0.976)	741522	18.7898	373.4
	75 Benzo(k)fluoranthene	252	21.240	21.228	(0.977)	855586	20.4947	407.3
	76 Benzo(a)pyrene	252	21.652	21.639	(0.996)	635780	17.5497	348.7
*	77 Perylene-d12	264	21.732	21.719	(1.000)	549566	20.0000	
	78 Indeno(1,2,3-cd)pyrene	276	23.222	23.215	(1.069)	446348	10.3888	206.4
	79 Dibenzo(a,h)anthracene	278	23.249	23.236	(1.070)	400870	11.1053	220.7
	80 Benzo(g,h,i)perylene	276	23.623	23.616	(1.087)	271177	6.31169	125.4
	90 N-Nitrosodimethylamine	74	3.168	3.139	(0.400)	125717	12.2086	242.6(M)
	91 Aniline	93	7.516	7.456	(0.949)	82323	3.41777	67.92(M)
	93 Benzidine	184	Compound Not Detected.					
	103 Pyridine	79	3.200	3.118	(0.404)	21505	1.41081	28.04(M)
	105 1-methylnaphthalene	141	11.309	11.297	(1.134)	302271	16.3956	325.8
	111 Azobenzene (1,2-DP-Hydrazine)	77	14.007	14.000	(1.090)	586942	15.4374	306.8

QC Flag Legend

R - Spike/Surrogate failed recovery limits.
M - Compound response manually integrated.

Analytical Resources, Inc.

INTERNAL STANDARD COMPOUNDS
AREA AND RT SUMMARY

Instrument ID: nt6.i
Lab File ID: lr71ems.d
Lab Smp Id: LR71EMS
Analysis Type: SV
Quant Type: ISTD
Operator: LJR/VTS
Method File: /chem1/nt6.i/20071018.b/SW846.m
Misc Info: 07-20770

Calibration Date: 18-OCT-2007
Calibration Time: 10:07
Client Smp ID: AN-SS-10-070928
Level: LOW
Sample Type: Sediment

Test Mode:
Use Initial Calibration Level 4.

		AREA LIMIT			
COMPOUND	STANDARD	LOWER	UPPER	SAMPLE	%DIFF
8 1,4-Dichlorobenze	212076	106038	424152	179861	-15.19
27 Naphthalene-d8	656578	328289	1313156	596899	-9.09
42 Acenaphthene-d10	353705	176852	707410	381704	7.92
59 Phenanthrene-d10	526440	263220	1052880	629026	19.49
69 Chrysene-d12	581923	290962	1163846	637723	9.59
134 Di-n-octylphthala	979097	489548	1958194	931529	-4.86
77 Perylene-d12	686531	343266	1373062	549566	-19.95

		RT LIMIT			
COMPOUND	STANDARD	LOWER	UPPER	SAMPLE	%DIFF
8 1,4-Dichlorobenze	7.90	7.40	8.40	7.92	0.16
27 Naphthalene-d8	9.96	9.46	10.46	9.97	0.13
42 Acenaphthene-d10	12.84	12.34	13.34	12.85	0.10
59 Phenanthrene-d10	15.22	14.72	15.72	15.24	0.12
69 Chrysene-d12	19.56	19.06	20.06	19.57	0.09
134 Di-n-octylphthala	20.72	20.22	21.22	20.73	0.06
77 Perylene-d12	21.72	21.22	22.22	21.73	0.06

AREA UPPER LIMIT = +100% of internal standard area.
AREA LOWER LIMIT = - 50% of internal standard area.
RT UPPER LIMIT = + 0.50 minutes of internal standard RT.
RT LOWER LIMIT = - 0.50 minutes of internal standard RT.

Analytical Resources, Inc.

RECOVERY REPORT

Client Name: Anchor
Sample Matrix: SOLID
Lab Smp Id: LR71EMS
Level: LOW
Data Type: MS DATA
SpikeList File: PSDDALCS.spk
Sublist File: PSDDA.sub
Method File: /chem1/nt6.i/20071018.b/SW846.m
Misc Info: 07-20770

Client SDG: LR71
Fraction: SV
Client Smp ID: AN-SS-10-070928 MS
Operator: LJR/VTS
SampleType: MS
Quant Type: ISTD

	SPIKE COMPOUND	CONC ADDED ug/kg	CONC RECOVERED ug/kg	% RECOVERED	LIMITS
3	Phenol	496.8	338.4	68.11	45-89
4	Bis(2-Chloroethyl)	496.8	295.9	59.56	42-82
6	2-Chlorophenol	496.8	315.5	63.51	46-80
7	1,3-Dichlorobenzen	496.8	263.5	53.05	45-76
9	1,4-Dichlorobenzen	496.8	252.8	50.89	45-76
11	Benzyl alcohol	993.6	758.3	76.32	36-79
12	1,2-Dichlorobenzen	496.8	267.6	53.86	44-78
13	2-Methylphenol	496.8	342.7	68.99	47-82
14	2,2'-oxybis(1-Chlo	496.8	300.6	60.50	36-96
15	4-Methylphenol	993.6	760.8	76.57	47-86
16	N-Nitroso-di-n-pro	496.8	310.2	62.44	42-84
17	Hexachloroethane	496.8	246.3	49.58	40-77
19	Nitrobenzene	496.8	273.4	55.04	35-94
20	Isophorone	496.8	329.7	66.37	50-86
21	2-Nitrophenol	496.8	286.0	57.56	46-84
22	2,4-Dimethylphenol	496.8	294.5	59.28	30-76
23	Bis(2-Chloroethoxy	496.8	306.6	61.72	48-81
24	Benzoic acid	1490	683.6	45.87	39-103
25	2,4-Dichlorophenol	496.8	315.8	63.56	50-85
26	1,2,4-Trichloroben	496.8	266.8	53.71	45-81
28	Naphthalene	496.8	288.3	58.04	46-80
29	4-Chloroaniline	1192	137.4	11.53*	15-79
30	Hexachlorobutadien	496.8	251.7	50.67	44-79
31	4-Chloro-3-methylp	496.8	353.5	71.16	50-89
32	2-Methylnaphthalen	496.8	324.5	65.33	49-81
33	Hexachlorocyclopen	1490	340.2	22.82	17-98
34	2,4,6-Trichlorophe	496.8	282.1	56.78	48-89
35	2,4,5-Trichlorophe	496.8	313.0	63.00	47-91
37	2-Chloronaphthalen	496.8	272.6	54.88	50-83
38	2-Nitroaniline	496.8	308.0	62.00	45-96
39	Dimethylphthalate	496.8	330.9	66.61	53-87
40	Acenaphthylene	496.8	295.7	59.52	51-84
41	2,6-Dinitrotoluene	496.8	290.3	58.44	49-95

SPIKE COMPOUND	CONC ADDED ug/kg	CONC RECOVERED ug/kg	% RECOVERED	LIMITS
43 3-Nitroaniline	1272	413.3	32.50*	36-92
44 Acenaphthene	496.8	297.8	59.94	51-83
45 2,4-Dinitrophenol	1490	1012	67.93	10-191
46 Dibenzofuran	496.8	327.6	65.95	50-86
47 4-Nitrophenol	496.8	336.6	67.75	44-98
48 2,4-Dinitrotoluene	496.8	331.9	66.80	50-98
49 Fluorene	496.8	321.3	64.67	52-86
50 Diethylphthalate	496.8	348.4	70.13	55-89
51 4-Chlorophenyl-phe	496.8	304.4	61.27	51-85
52 4-Nitroaniline	496.8	161.6	32.52	30-87
53 4,6-Dinitro-2-meth	1490	952.7	63.93	10-136
54 N-Nitrosodiphenyla	496.8	360.2	72.51	28-158
56 4-Bromophenyl-phen	496.8	304.9	61.37	50-90
57 Hexachlorobenzene	496.8	299.2	60.22	49-91
58 Pentachlorophenol	496.8	283.2	57.00	40-100
60 Phenanthrene	496.8	354.4	71.33	51-91
61 Anthracene	496.8	286.0	57.57	51-86
62 Carbazole	496.8	341.1	68.66	51-89
63 Di-n-butylphthalat	496.8	374.5	75.37	58-95
64 Fluoranthene	496.8	417.8	84.11	54-94
65 Pyrene	496.8	408.0	82.12	46-100
67 Butylbenzylphthala	496.8	352.3	70.91	51-99
68 Benzo(a)anthracene	496.8	313.0	63.00	52-90
70 3,3'-Dichlorobenzi	1272	32.84	2.58*	10-86
71 Chrysene	496.8	342.0	68.84	51-93
72 bis(2-Ethylhexyl)p	496.8	394.9	79.50	36-111
73 Di-n-octylphthalat	496.8	344.0	69.25	29-108
74 Benzo(b)fluoranthe	496.8	373.4	75.16	54-102
75 Benzo(k)fluoranthe	496.8	407.3	81.98	45-107
76 Benzo(a)pyrene	496.8	348.7	70.20	52-95
78 Indeno(1,2,3-cd)py	496.8	206.4	41.56	34-105
79 Dibenzo(a,h)anthra	496.8	220.7	44.42	36-112
80 Benzo(g,h,i)peryle	496.8	125.4	25.25	25-116

SURROGATE COMPOUND	CONC ADDED ug/kg	CONC RECOVERED ug/kg	% RECOVERED	LIMITS
$ 1 2-Fluorophenol	745.2	563.9	75.67	11-84
$ 2 Phenol-d5	745.2	494.3	66.33	25-86
$ 5 2-Chlorophenol-d4	745.2	479.0	64.28	23-91
$ 10 1,2-Dichlorobenzen	496.8	282.2	56.80	24-90
$ 18 Nitrobenzene-d5	496.8	285.3	57.43	26-88
$ 36 2-Fluorobiphenyl	496.8	283.0	56.96	34-91
$ 55 2,4,6-Tribromophen	745.2	578.3	77.60	25-107

SURROGATE COMPOUND	CONC ADDED ug/kg	CONC RECOVERED ug/kg	% RECOVERED	LIMITS
$ 66 Terphenyl-d14	496.8	391.4	78.78	22-100

Data File: /chem1/nt6.i/20071018.b/lr71ems.d
Date : 18-OCT-2007 17:29
Client ID: AN-SS-10-070928 MS
Sample Info: LR71EMS
Volume Injected (uL): 1.0
Column phase: ZB-5

Instrument: nt6.i
Operator: LJR/VTS
Column diameter: 0.32

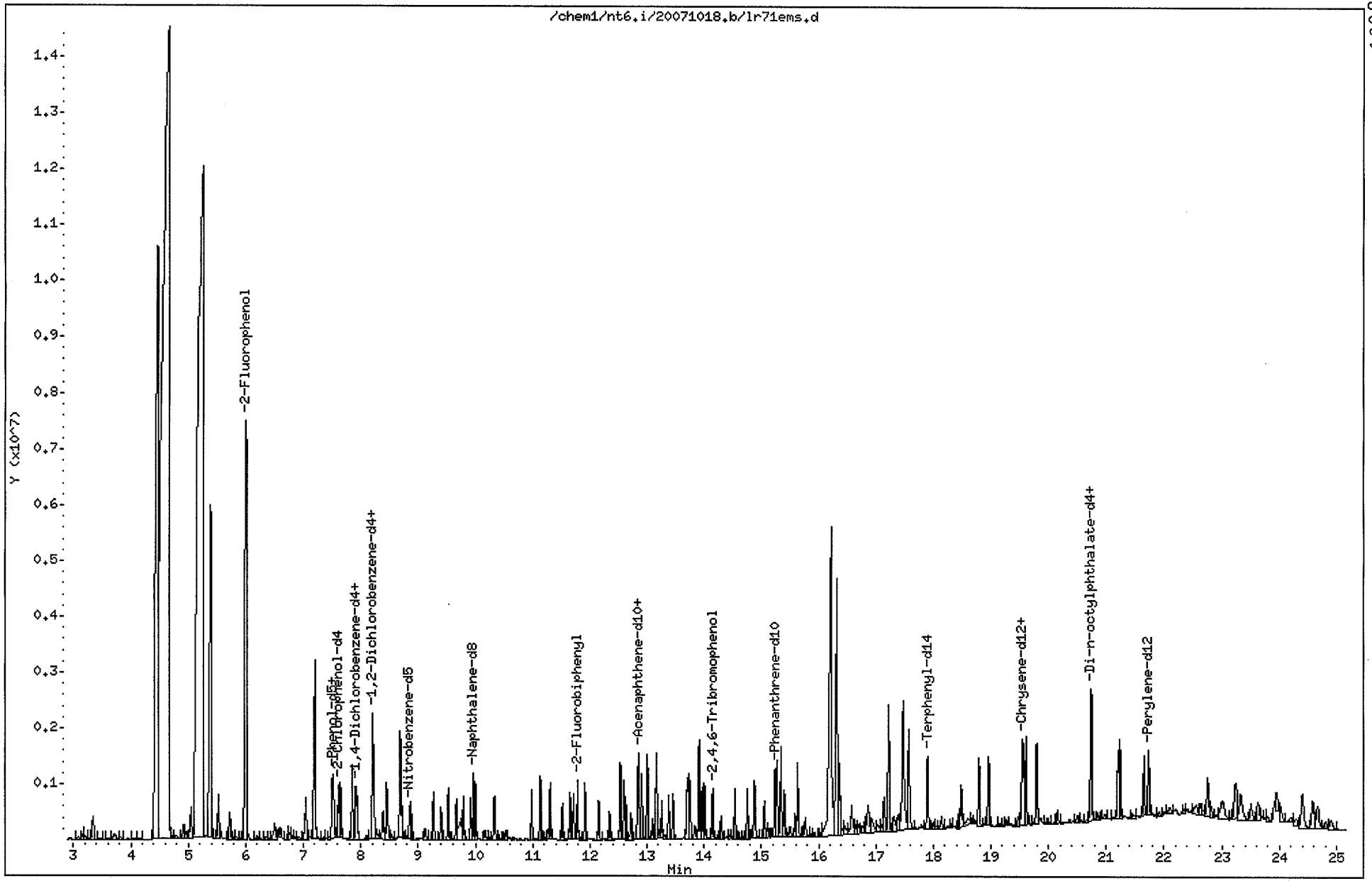

LR71EMS, /chem1/nt6.i/20071018.b/lr71ems.d
4-Chloroaniline Amount: 6.92

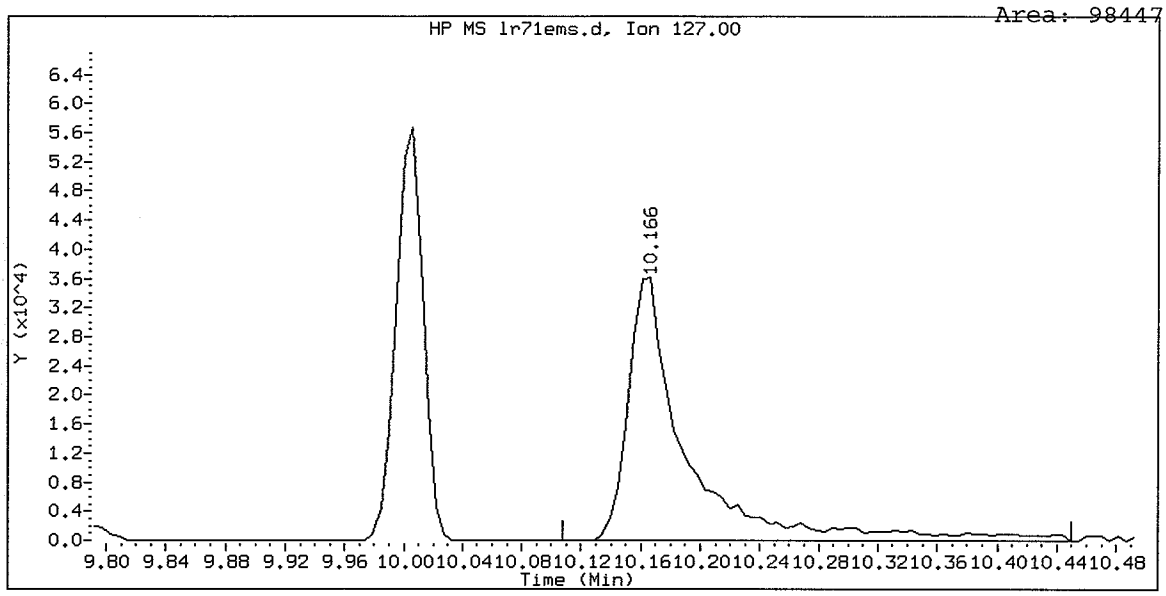

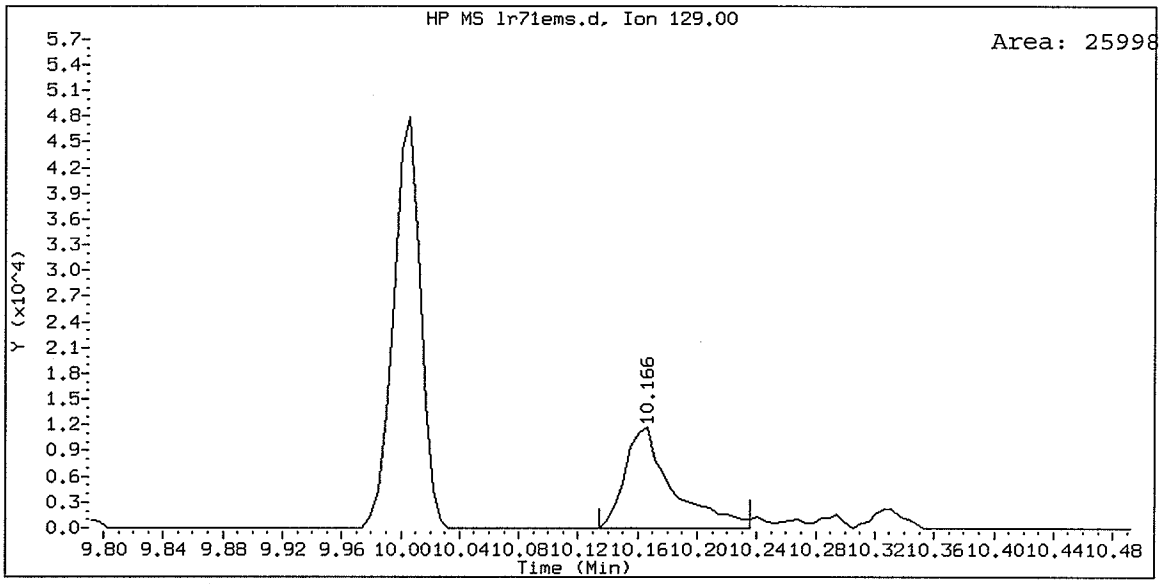

LR71EMS, /chem1/nt6.i/20071018.b/lr71ems.d
3,3'-Dichlorobenzidine Amount: 1.65

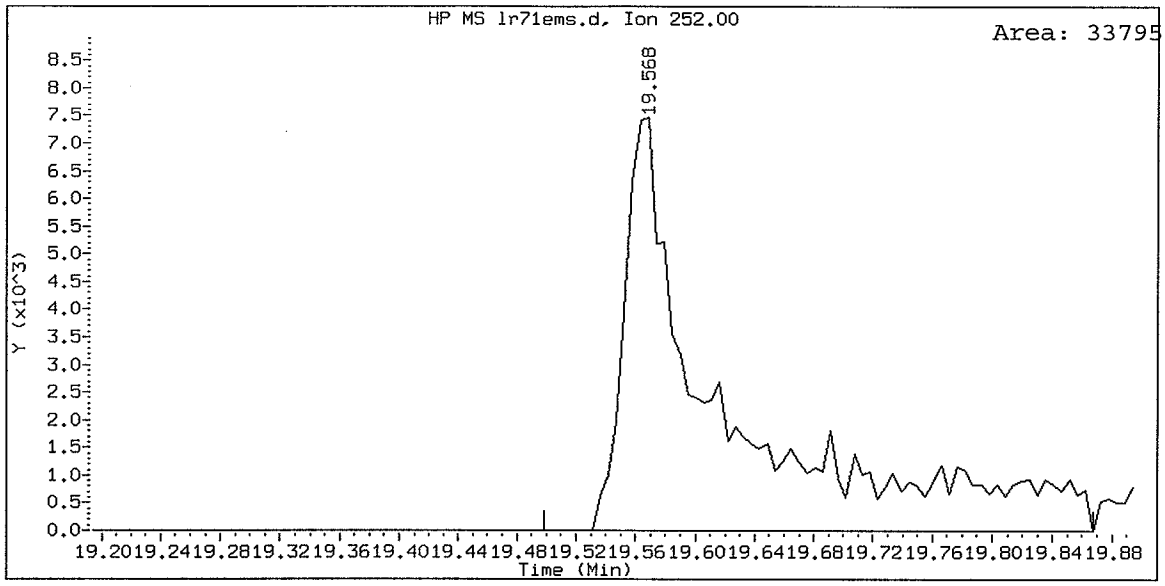

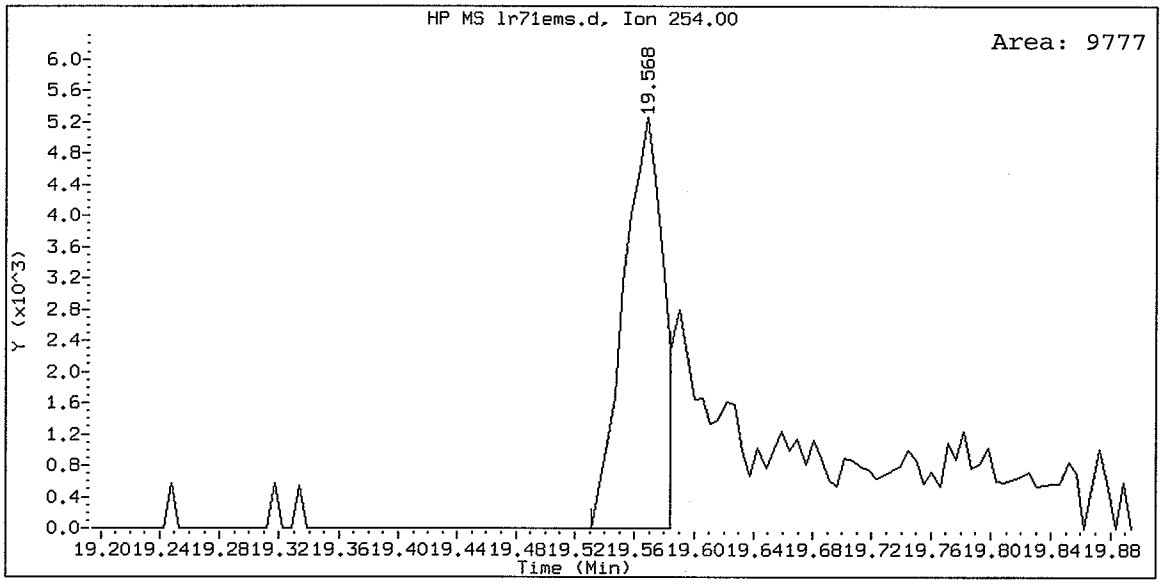

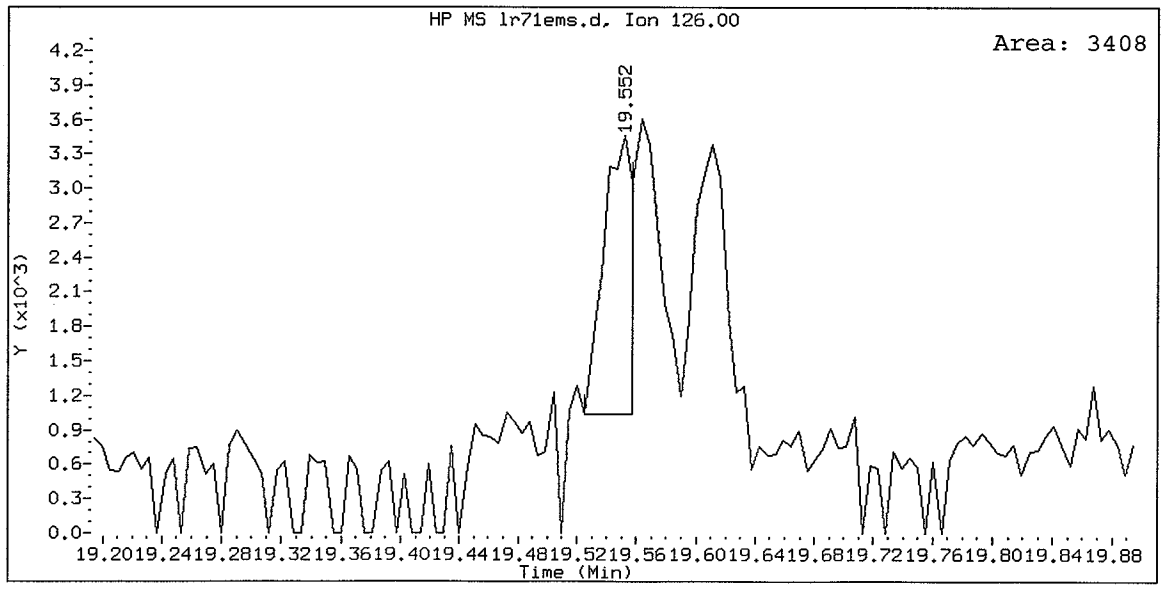

LR71EMS, /chem1/nt6.i/20071018.b/lr71ems.d
N-Nitrosodimethylamine Amount: 12.21

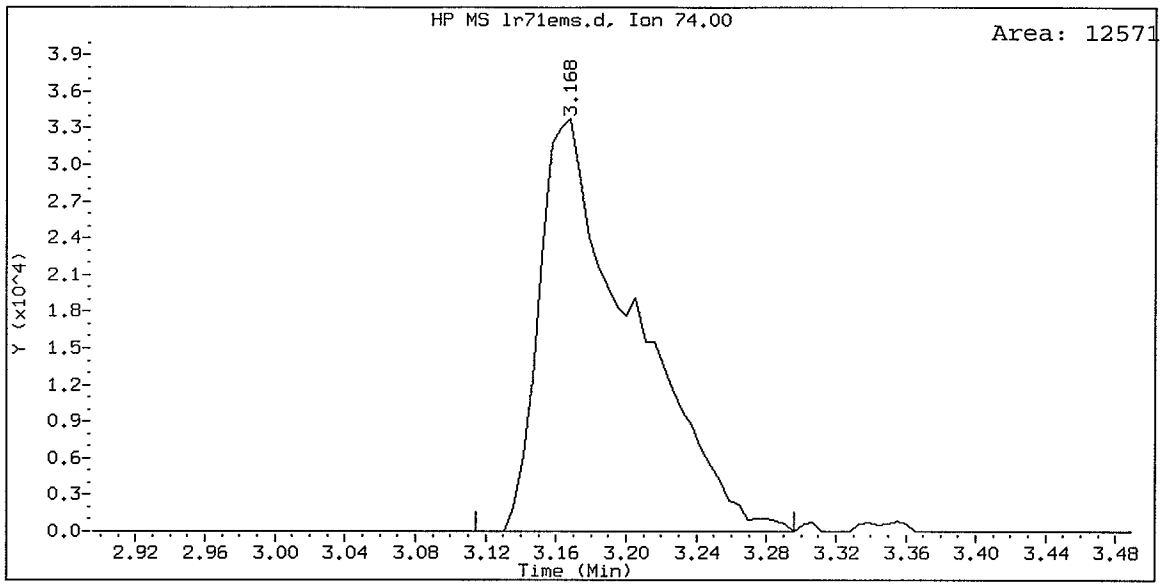

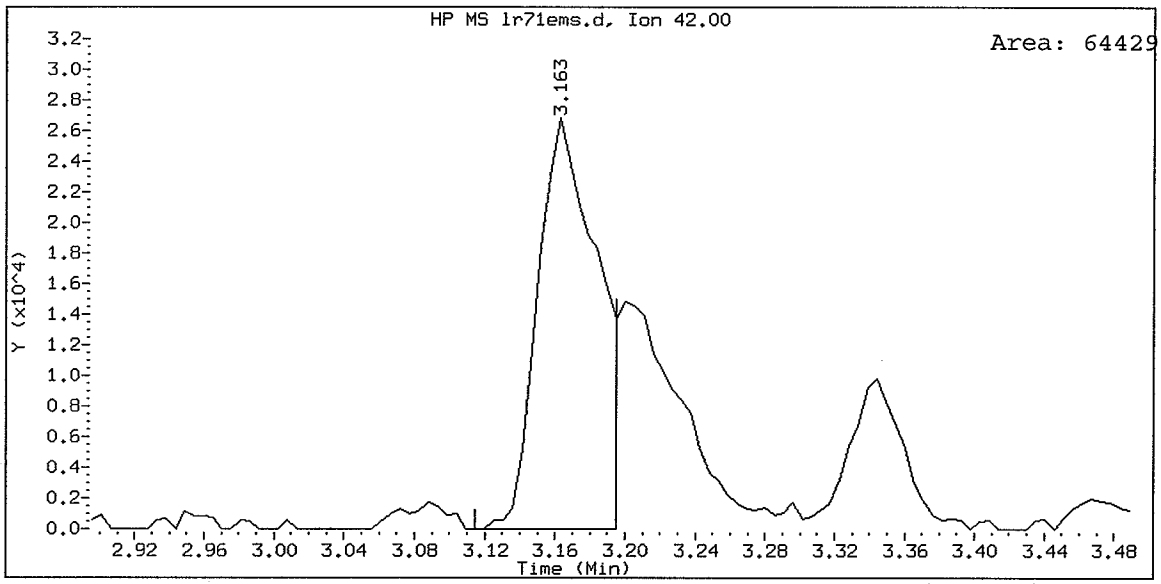

LR71EMS, /chem1/nt6.i/20071018.b/lr71ems.d
Aniline Amount: 3.42

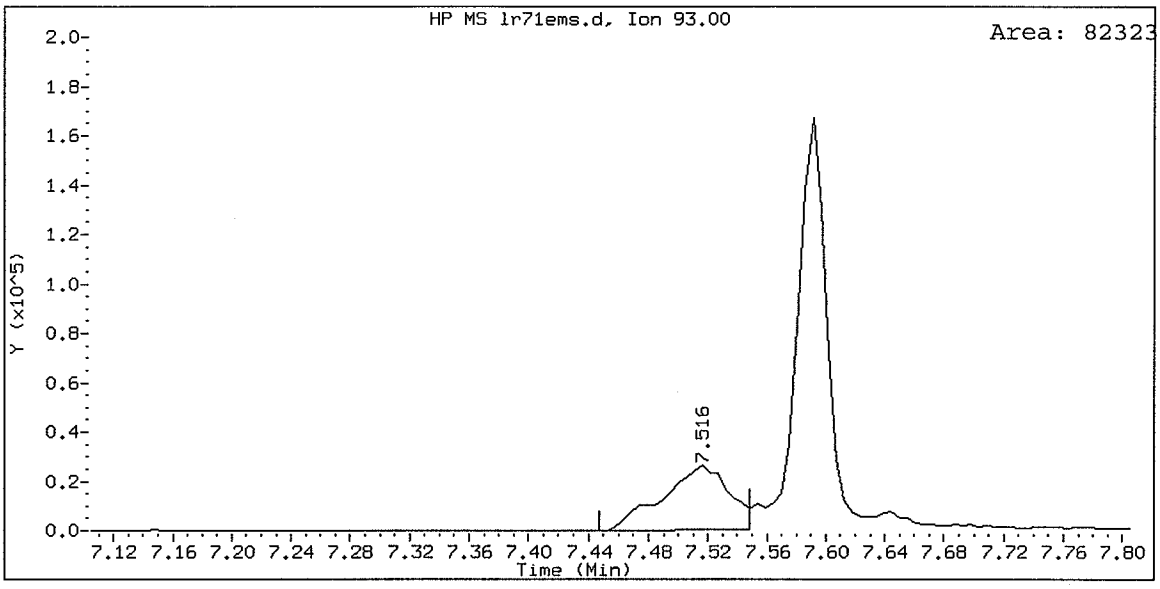

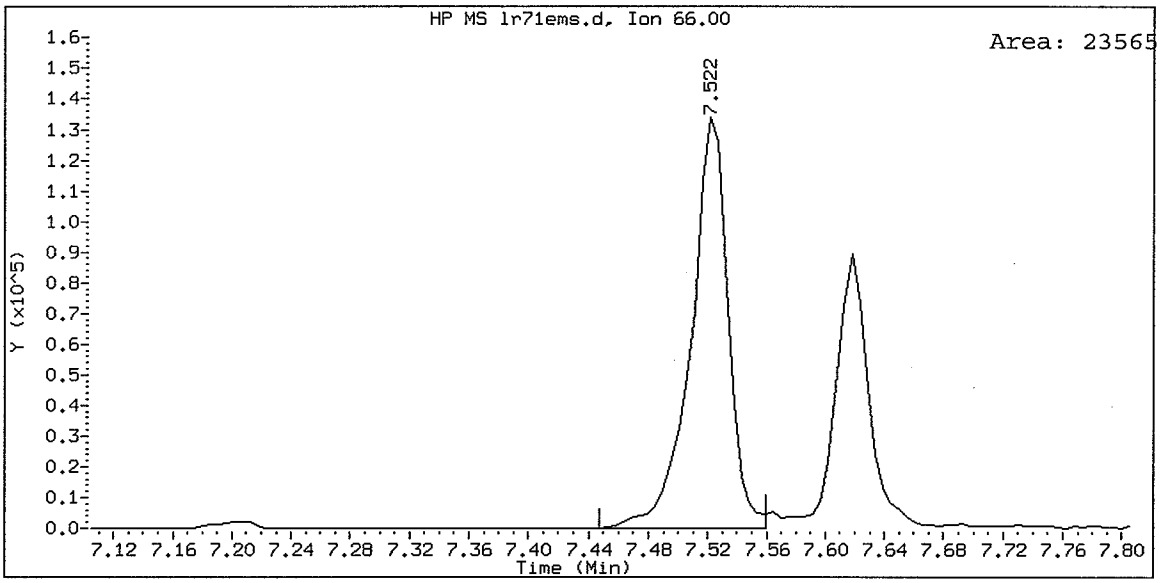

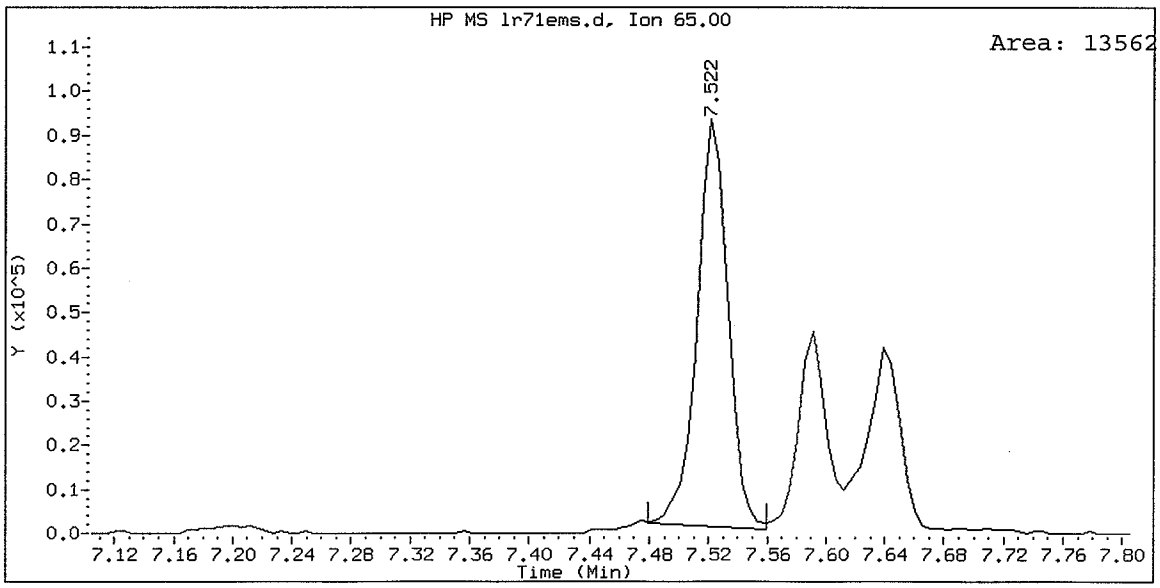

LR71EMS, /chem1/nt6.i/20071018.b/lr71ems.d
Pyridine Amount: 1.41

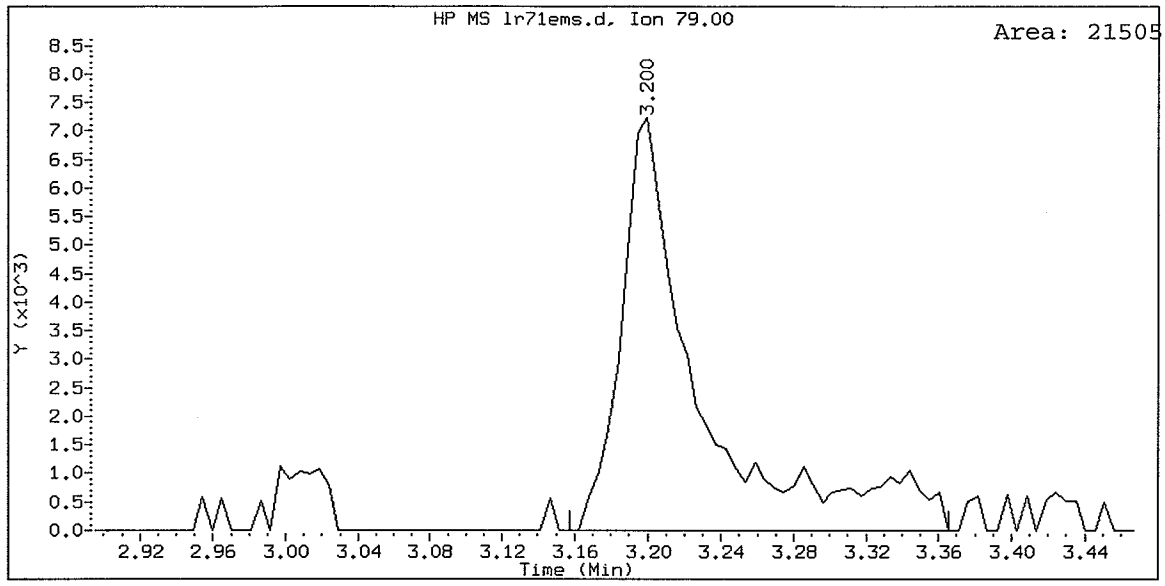

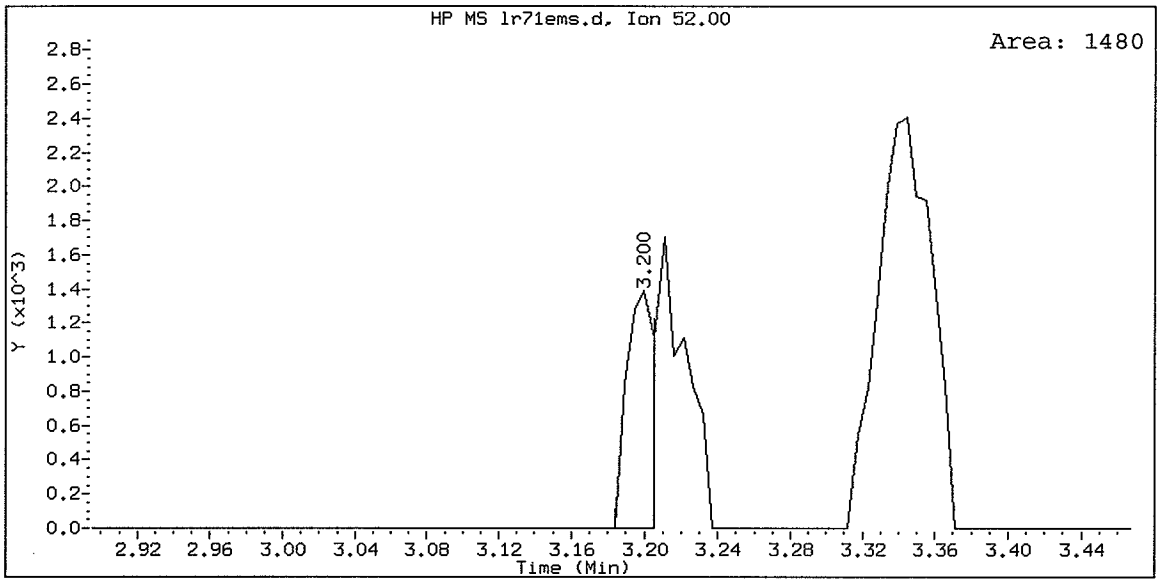

ANALYTICAL RESOURCES INCORPORATED

ORGANICS ANALYSIS DATA SHEET
PSDDA Semivolatiles by SW8270D GC/MS

Sample ID: AN-SS-10-070928
MATRIX SPIKE DUPLICATE

Lab Sample ID: LR71E
LIMS ID: 07-20770
Matrix: Sediment
Data Release Authorized:
Reported: 01/25/08

QC Report No: LR71-Anchor Environmental, LLC
Project: Kimberly Clark Anacortes
NA
Date Sampled: 09/28/07
Date Received: 09/29/07

Date Extracted: 10/10/07
Date Analyzed: 10/18/07 18:03
Instrument/Analyst: NT6/LJR
GPC Cleanup: Yes

Sample Amount: 50.3 g-dry-wt
Final Extract Volume: 1.0 mL
Dilution Factor: 1.00
Percent Moisture: 22.7%

CAS Number	Analyte	RL	Result
108-95-2	Phenol	20	---
541-73-1	1,3-Dichlorobenzene	20	---
106-46-7	1,4-Dichlorobenzene	20	---
100-51-6	Benzyl Alcohol	20	---
95-50-1	1,2-Dichlorobenzene	20	---
95-48-7	2-Methylphenol	20	---
106-44-5	4-Methylphenol	20	---
67-72-1	Hexachloroethane	20	---
105-67-9	2,4-Dimethylphenol	20	---
65-85-0	Benzoic Acid	200	---
120-82-1	1,2,4-Trichlorobenzene	20	---
91-20-3	Naphthalene	20	---
87-68-3	Hexachlorobutadiene	20	---
91-57-6	2-Methylnaphthalene	20	---
131-11-3	Dimethylphthalate	20	---
208-96-8	Acenaphthylene	20	---
83-32-9	Acenaphthene	20	---
132-64-9	Dibenzofuran	20	---
84-66-2	Diethylphthalate	20	---
86-73-7	Fluorene	20	---
86-30-6	N-Nitrosodiphenylamine	20	---
118-74-1	Hexachlorobenzene	20	---
87-86-5	Pentachlorophenol	99	---
85-01-8	Phenanthrene	20	---
120-12-7	Anthracene	20	---
84-74-2	Di-n-Butylphthalate	20	---
206-44-0	Fluoranthene	20	---
129-00-0	Pyrene	20	---
85-68-7	Butylbenzylphthalate	20	---
56-55-3	Benzo(a)anthracene	20	---
117-81-7	bis(2-Ethylhexyl)phthalate	20	---
218-01-9	Chrysene	20	---
117-84-0	Di-n-Octyl phthalate	20	---
205-99-2	Benzo(b)fluoranthene	20	---
207-08-9	Benzo(k)fluoranthene	20	---
50-32-8	Benzo(a)pyrene	20	---
193-39-5	Indeno(1,2,3-cd)pyrene	20	---
53-70-3	Dibenz(a,h)anthracene	20	---
191-24-2	Benzo(g,h,i)perylene	20	---

ANALYTICAL RESOURCES INCORPORATED

ORGANICS ANALYSIS DATA SHEET
PSDDA Semivolatiles by SW8270D GC/MS

Sample ID: AN-SS-10-070928
MATRIX SPIKE DUPLICATE

Lab Sample ID: LR71E
LIMS ID: 07-20770
Matrix: Sediment
Date Analyzed: 10/18/07 18:03

QC Report No: LR71-Anchor Environmental, LLC
Project: Kimberly Clark Anacortes
NA

CAS Number	Analyte	RL	Result
90-12-0	1-Methylnaphthalene	20	---

Reported in µg/kg (ppb)

Semivolatile Surrogate Recovery

d5-Nitrobenzene	52.8%	2-Fluorobiphenyl	52.4%
d14-p-Terphenyl	64.8%	d4-1,2-Dichlorobenzene	50.4%
d5-Phenol	55.7%	2-Fluorophenol	61.9%
2,4,6-Tribromophenol	63.5%	d4-2-Chlorophenol	54.9%

Analytical Resources, Inc.

Semivolatile Report SW846 Method 8270D

Data file : /chem1/nt6.i/20071018.b/lr71emd.d
Lab Smp Id: LR71EMSD Client Smp ID: AN-SS-10-070928 MSD
Inj Date : 18-OCT-2007 18:03
Operator : LJR/VTS Inst ID: nt6.i
Smp Info : LR71EMSD
Misc Info : 07-20770
Comment : 1ul Injection
Method : /chem1/nt6.i/20071018.b/SW846.m
Meth Date : 25-Oct-2007 15:31 jeff Quant Type: ISTD
Cal Date : 01-OCT-2007 13:12 Cal File: 0051001.d
Als bottle: 14 QC Sample: MSD
Dil Factor: 1.00000
Integrator: HP RTE Compound Sublist: PSDDA.sub
Target Version: 3.50

LJR 10/25/07

Concentration Formula: Amt * DF * Vt/(Ws * (100 - M)/100) * CpndVariable

Name	Value	Description
DF	1.00000	Dilution Factor
Vt	1000.00000	Volume of final extract (uL)
Ws	65.00000	Weight of sample extracted (g)
M	22.70000	% Moisture

Cpnd Variable Local Compound Variable

	Compounds	QUANT SIG MASS	RT	EXP RT	REL RT	RESPONSE	CONCENTRATIONS ON-COLUMN (ug/mL)	CONCENTRATIONS FINAL (ug/kg)
$ 1	2-Fluorophenol	112	5.968	5.917	(0.754)	329953	23.1713	461.2
$ 2	Phenol-d5	99	7.502	7.488	(0.948)	379711	20.8742	415.4
3	Phenol	94	7.523	7.504	(0.951)	322807	14.3192	285.0
$ 5	2-Chlorophenol-d4	132	7.614	7.600	(0.962)	249172	20.5667	409.3
4	Bis(2-Chloroethyl)ether	93	7.587	7.579	(0.959)	210425	13.8119	274.9
6	2-Chlorophenol	128	7.640	7.627	(0.966)	187922	13.8563	275.8
7	1,3-Dichlorobenzene	146	7.849	7.840	(0.992)	187147	12.4187	247.2
* 8	1,4-Dichlorobenzene-d4	152	7.913	7.904	(1.000)	193234	20.0000	
9	1,4-Dichlorobenzene	146	7.940	7.931	(1.003)	189311	12.1817	242.4
$ 10	1,2-Dichlorobenzene-d4	152	8.212	8.204	(1.038)	114776	12.6334	251.4
12	1,2-Dichlorobenzene	146	8.233	8.225	(1.040)	178405	12.2067	242.9
11	Benzyl alcohol	108	8.207	8.198	(1.037)	270873	30.7299	611.6
14	2,2'-oxybis(1-Chloropropane)	45	8.469	8.465	(1.070)	190767	13.5689	270.1
13	2-Methylphenol	108	8.452	8.439	(1.068)	185341	14.3055	284.7
17	Hexachloroethane	117	8.725	8.716	(1.103)	79651	11.6034	230.9

	Compounds	QUANT SIG MASS	RT	EXP RT	REL RT	RESPONSE	CONCENTRATIONS ON-COLUMN (ug/mL)	FINAL (ug/kg)
	16 N-Nitroso-di-n-propylamine	70	8.688	8.679	(1.098)	180664	13.2970	264.6
	15 4-Methylphenol	108	8.693	8.674	(1.099)	414125	30.5180	607.4
$	18 Nitrobenzene-d5	82	8.848	8.845	(0.887)	256266	13.1575	261.9
	19 Nitrobenzene	77	8.880	8.871	(0.891)	263467	12.6036	250.8
	20 Isophorone	82	9.270	9.261	(0.930)	451325	14.6625	291.8
	21 2-Nitrophenol	139	9.398	9.395	(0.943)	90711	12.9755	258.2
	22 2,4-Dimethylphenol	107	9.526	9.518	(0.956)	202202	12.6585	251.9
	23 Bis(2-Chloroethoxy)methane	93	9.670	9.662	(0.970)	234611	13.7510	273.7
	24 Benzoic acid	105	9.708	9.785	(0.974)	169518	15.5487	309.5 (R)
	25 2,4-Dichlorophenol	162	9.788	9.780	(0.982)	140079	13.2306	263.3
	26 1,2,4-Trichlorobenzene	180	9.916	9.908	(0.995)	159263	12.3390	245.6
*	27 Naphthalene-d8	136	9.970	9.961	(1.000)	606199	20.0000	
	28 Naphthalene	128	10.002	9.999	(1.003)	488078	13.0619	260.0
	29 4-Chloroaniline	127	10.167	10.143	(1.020)	70886	4.90395	97.60 (RM)
	30 Hexachlorobutadiene	225	10.328	10.319	(1.036)	103228	11.9908	238.6
	31 4-Chloro-3-methylphenol	107	10.985	10.971	(1.102)	178217	14.4096	286.8
	32 2-Methylnaphthalene	141	11.129	11.126	(1.116)	264874	14.1076	280.8
	33 Hexachlorocyclopentadiene	237	11.519	11.510	(0.896)	73489	9.11886	181.5 (R)
	34 2,4,6-Trichlorophenol	196	11.658	11.644	(0.907)	109658	12.2417	243.6
	35 2,4,5-Trichlorophenol	196	11.717	11.703	(0.911)	116660	13.4458	267.6
$	36 2-Fluorobiphenyl	172	11.786	11.777	(0.917)	368875	13.0571	259.9
	37 2-Chloronaphthalene	162	11.914	11.906	(0.927)	299283	12.3303	245.4 (R)
	38 2-Nitroaniline	65	12.155	12.141	(0.946)	144025	13.2489	263.7
	39 Dimethylphthalate	163	12.534	12.525	(0.975)	359813	14.6499	291.6
	40 Acenaphthylene	152	12.598	12.584	(0.980)	478171	12.8518	255.8
	41 2,6-Dinitrotoluene	165	12.625	12.616	(0.982)	78014	12.7700	254.2
*	42 Acenaphthene-d10	164	12.854	12.841	(1.000)	362845	20.0000	
	43 3-Nitroaniline	138	12.838	12.825	(0.999)	75981	13.0243	259.2 (R)
	44 Acenaphthene	153	12.902	12.894	(1.004)	308006	13.1162	261.0
	45 2,4-Dinitrophenol	184	13.004	12.995	(1.012)	155993	34.4734	686.1
	46 Dibenzofuran	168	13.164	13.156	(1.024)	468404	14.2376	283.4
	47 4-Nitrophenol	109	13.159	13.145	(1.024)	79481	14.9042	296.6
	48 2,4-Dinitrotoluene	165	13.255	13.241	(1.031)	101812	13.7012	272.7
	50 Diethylphthalate	149	13.698	13.695	(1.066)	373895	15.0591	299.7
	49 Fluorene	166	13.725	13.711	(1.068)	359007	13.8157	275.0
	51 4-Chlorophenyl-phenylether	204	13.757	13.743	(1.070)	193930	13.3928	266.6
	52 4-Nitroaniline	138	13.837	13.823	(1.076)	34210	6.55203	130.4 (R)
	53 4,6-Dinitro-2-methylphenol	198	13.912	13.904	(0.913)	208793	33.2975	662.7
	54 N-Nitrosodiphenylamine	169	13.960	13.952	(0.916)	234183	14.8369	295.3
$	55 2,4,6-Tribromophenol	330	14.153	14.139	(1.101)	83837	23.8149	474.0
	56 4-Bromophenyl-phenylether	248	14.537	14.529	(0.954)	108167	12.6230	251.2
	57 Hexachlorobenzene	284	14.756	14.742	(0.968)	111929	12.8384	255.5
	58 Pentachlorophenol	266	15.055	15.047	(0.988)	52412	9.58108	190.7 (R)
*	59 Phenanthrene-d10	188	15.237	15.223	(1.000)	619131	20.0000	
	60 Phenanthrene	178	15.274	15.261	(1.002)	594904	14.9760	298.1
	61 Anthracene	178	15.344	15.335	(1.007)	467095	11.7433	233.7 (R)
	62 Carbazole	167	15.638	15.624	(1.026)	508375	14.3686	286.0

	Compounds	QUANT SIG MASS	RT	EXP RT	REL RT	RESPONSE	CONCENTRATIONS ON-COLUMN (ug/mL)	FINAL (ug/kg)
63	Di-n-butylphthalate	149	16.370	16.350	(1.074)	659199	15.9789	318.0
64	Fluoranthene	202	17.219	17.205	(1.130)	880576	19.3844	385.8
65	Pyrene	202	17.577	17.563	(0.898)	873090	17.8057	354.4
$ 66	Terphenyl-d14	244	17.897	17.884	(0.915)	498156	16.2309	323.0
67	Butylbenzylphthalate	149	18.790	18.776	(0.960)	325881	15.1145	300.8
68	Benzo(a)anthracene	228	19.548	19.529	(0.999)	719606	13.4523	267.7
* 69	Chrysene-d12	240	19.569	19.556	(1.000)	682731	20.0000	
70	3,3'-Dichlorobenzidine	252	19.564	19.545	(1.000)	20816	0.95080	18.92 (RM)
71	Chrysene	228	19.612	19.598	(1.002)	708225	14.7328	293.2
72	bis(2-Ethylhexyl)phthalate	149	19.799	19.785	(0.955)	501584	16.4983	328.4
* 134	Di-n-octylphthalate-d4	153	20.734	20.720	(1.000)	1005443	20.0000	
73	Di-n-octylphthalate	149	20.739	20.731	(1.000)	863128	14.8828	296.2
74	Benzo(b)fluoranthene	252	21.209	21.190	(0.976)	703252	17.4537	347.4
75	Benzo(k)fluoranthene	252	21.236	21.228	(0.977)	747996	17.5492	349.3
76	Benzo(a)pyrene	252	21.653	21.639	(0.996)	551869	14.9204	297.0
* 77	Perylene-d12	264	21.733	21.719	(1.000)	561100	20.0000	
78	Indeno(1,2,3-cd)pyrene	276	23.223	23.215	(1.069)	364566	8.31091	165.4 (R)
79	Dibenzo(a,h)anthracene	278	23.250	23.236	(1.070)	335719	9.10924	181.3
80	Benzo(g,h,i)perylene	276	23.629	23.616	(1.087)	210090	4.78937	95.32 (R)
90	N-Nitrosodimethylamine	74	3.164	3.139	(0.400)	129981	11.7492	233.8
91	Aniline	93	7.523	7.456	(0.951)	64024	2.47411	49.24
93	Benzidine	184	Compound Not Detected.					
103	Pyridine	79	3.201	3.118	(0.405)	15774	0.96322	19.17 (M)
105	1-methylnaphthalene	141	11.305	11.297	(1.134)	266311	14.2235	283.1
111	Azobenzene (1,2-DP-Hydrazine)	77	14.008	14.000	(1.090)	480954	13.3072	264.8

QC Flag Legend

R - Spike/Surrogate failed recovery limits.
M - Compound response manually integrated.

Analytical Resources, Inc.

INTERNAL STANDARD COMPOUNDS
AREA AND RT SUMMARY

Instrument ID: nt6.i
Lab File ID: lr71emd.d
Lab Smp Id: LR71EMSD
Analysis Type: SV
Quant Type: ISTD
Operator: LJR/VTS
Method File: /chem1/nt6.i/20071018.b/SW846.m
Misc Info: 07-20770

Calibration Date: 18-OCT-2007
Calibration Time: 10:07
Client Smp ID: AN-SS-10-070928
Level: LOW
Sample Type: Sediment

Test Mode:
Use Initial Calibration Level 4.

		AREA LIMIT			
COMPOUND	STANDARD	LOWER	UPPER	SAMPLE	%DIFF
8 1,4-Dichlorobenze	212076	106038	424152	193234	-8.88
27 Naphthalene-d8	656578	328289	1313156	606199	-7.67
42 Acenaphthene-d10	353705	176852	707410	362845	2.58
59 Phenanthrene-d10	526440	263220	1052880	619131	17.61
69 Chrysene-d12	581923	290962	1163846	682731	17.32
134 Di-n-octylphthala	979097	489548	1958194	1005443	2.69
77 Perylene-d12	686531	343266	1373062	561100	-18.27

		RT LIMIT			
COMPOUND	STANDARD	LOWER	UPPER	SAMPLE	%DIFF
8 1,4-Dichlorobenze	7.90	7.40	8.40	7.91	0.11
27 Naphthalene-d8	9.96	9.46	10.46	9.97	0.09
42 Acenaphthene-d10	12.84	12.34	13.34	12.85	0.11
59 Phenanthrene-d10	15.22	14.72	15.72	15.24	0.09
69 Chrysene-d12	19.56	19.06	20.06	19.57	0.07
134 Di-n-octylphthala	20.72	20.22	21.22	20.73	0.07
77 Perylene-d12	21.72	21.22	22.22	21.73	0.06

AREA UPPER LIMIT = +100% of internal standard area.
AREA LOWER LIMIT = - 50% of internal standard area.
RT UPPER LIMIT = + 0.50 minutes of internal standard RT.
RT LOWER LIMIT = - 0.50 minutes of internal standard RT.

Analytical Resources, Inc.

RECOVERY REPORT

Client Name: Anchor
Sample Matrix: SOLID
Lab Smp Id: LR71EMSD
Level: LOW
Data Type: MS DATA
SpikeList File: PSDDALCS.spk
Sublist File: PSDDA.sub
Method File: /chem1/nt6.i/20071018.b/SW846.m
Misc Info: 07-20770

Client SDG: LR71
Fraction: SV
Client Smp ID: AN-SS-10-070928 MSD
Operator: LJR/VTS
SampleType: MSD
Quant Type: ISTD

SPIKE COMPOUND	CONC ADDED ug/kg	CONC RECOVERED ug/kg	% RECOVERED	LIMITS
3 Phenol	497.6	285.0	57.28	45-89
4 Bis(2-Chloroethyl)	497.6	274.9	55.25	42-82
6 2-Chlorophenol	497.6	275.8	55.43	46-80
7 1,3-Dichlorobenzen	497.6	247.2	49.67	45-76
9 1,4-Dichlorobenzen	497.6	242.4	48.73	45-76
11 Benzyl alcohol	995.1	611.6	61.46	36-79
12 1,2-Dichlorobenzen	497.6	242.9	48.83	44-78
13 2-Methylphenol	497.6	284.7	57.22	47-82
14 2,2'-oxybis(1-Chlo	497.6	270.1	54.28	36-96
15 4-Methylphenol	995.1	607.4	61.04	47-86
16 N-Nitroso-di-n-pro	497.6	264.6	53.19	42-84
17 Hexachloroethane	497.6	230.9	46.41	40-77
19 Nitrobenzene	497.6	250.8	50.41	35-94
20 Isophorone	497.6	291.8	58.65	50-86
21 2-Nitrophenol	497.6	258.2	51.90	46-84
22 2,4-Dimethylphenol	497.6	251.9	50.63	30-76
23 Bis(2-Chloroethoxy	497.6	273.7	55.00	48-81
24 Benzoic acid	1493	309.5	20.73*	39-103
25 2,4-Dichlorophenol	497.6	263.3	52.92	50-85
26 1,2,4-Trichloroben	497.6	245.6	49.36	45-81
28 Naphthalene	497.6	260.0	52.25	46-80
29 4-Chloroaniline	1194	97.60	8.17*	15-79
30 Hexachlorobutadien	497.6	238.6	47.96	44-79
31 4-Chloro-3-methylp	497.6	286.8	57.64	50-89
32 2-Methylnaphthalen	497.6	280.8	56.43	49-81
33 Hexachlorocyclopen	1493	181.5	12.16*	17-98
34 2,4,6-Trichlorophe	497.6	243.6	48.97	48-89
35 2,4,5-Trichlorophe	497.6	267.6	53.78	47-91
37 2-Chloronaphthalen	497.6	245.4	49.32*	50-83
38 2-Nitroaniline	497.6	263.7	53.00	45-96
39 Dimethylphthalate	497.6	291.6	58.60	53-87
40 Acenaphthylene	497.6	255.8	51.41	51-84
41 2,6-Dinitrotoluene	497.6	254.2	51.08	49-95

SPIKE COMPOUND	CONC ADDED ug/kg	CONC RECOVERED ug/kg	% RECOVERED	LIMITS
43 3-Nitroaniline	1274	259.2	20.35*	36-92
44 Acenaphthene	497.6	261.0	52.46	51-83
45 2,4-Dinitrophenol	1493	686.1	45.96	10-191
46 Dibenzofuran	497.6	283.4	56.95	50-86
47 4-Nitrophenol	497.6	296.6	59.62	44-98
48 2,4-Dinitrotoluene	497.6	272.7	54.80	50-98
49 Fluorene	497.6	275.0	55.26	52-86
50 Diethylphthalate	497.6	299.7	60.24	55-89
51 4-Chlorophenyl-phe	497.6	266.6	53.57	51-85
52 4-Nitroaniline	497.6	130.4	26.21*	30-87
53 4,6-Dinitro-2-meth	1493	662.7	44.40	10-136
54 N-Nitrosodiphenyla	497.6	295.3	59.35	28-158
56 4-Bromophenyl-phen	497.6	251.2	50.49	50-90
57 Hexachlorobenzene	497.6	255.5	51.35	49-91
58 Pentachlorophenol	497.6	190.7	38.32*	40-100
60 Phenanthrene	497.6	298.1	59.90	51-91
61 Anthracene	497.6	233.7	46.97*	51-86
62 Carbazole	497.6	286.0	57.47	51-89
63 Di-n-butylphthalat	497.6	318.0	63.92	58-95
64 Fluoranthene	497.6	385.8	77.54	54-94
65 Pyrene	497.6	354.4	71.22	46-100
67 Butylbenzylphthala	497.6	300.8	60.46	51-99
68 Benzo(a)anthracene	497.6	267.7	53.81	52-90
70 3,3'-Dichlorobenzi	1274	18.92	1.49*	10-86
71 Chrysene	497.6	293.2	58.93	51-93
72 bis(2-Ethylhexyl)p	497.6	328.4	65.99	36-111
73 Di-n-octylphthalat	497.6	296.2	59.53	29-108
74 Benzo(b)fluoranthe	497.6	347.4	69.81	54-102
75 Benzo(k)fluoranthe	497.6	349.3	70.20	45-107
76 Benzo(a)pyrene	497.6	297.0	59.68	52-95
78 Indeno(1,2,3-cd)py	497.6	165.4	33.24*	34-105
79 Dibenzo(a,h)anthra	497.6	181.3	36.44	36-112
80 Benzo(g,h,i)peryle	497.6	95.32	19.16*	25-116

SURROGATE COMPOUND	CONC ADDED ug/kg	CONC RECOVERED ug/kg	% RECOVERED	LIMITS
$ 1 2-Fluorophenol	746.3	461.2	61.79	11-84
$ 2 Phenol-d5	746.3	415.4	55.66	25-86
$ 5 2-Chlorophenol-d4	746.3	409.3	54.84	23-91
$ 10 1,2-Dichlorobenzen	497.6	251.4	50.53	24-90
$ 18 Nitrobenzene-d5	497.6	261.9	52.63	26-88
$ 36 2-Fluorobiphenyl	497.6	259.9	52.23	34-91
$ 55 2,4,6-Tribromophen	746.3	474.0	63.51	25-107

SURROGATE COMPOUND	CONC ADDED ug/kg	CONC RECOVERED ug/kg	% RECOVERED	LIMITS
$ 66 Terphenyl-d14	497.6	323.0	64.92	22-100

Data File: /chem1/nt6.i/20071018.b/lr71emd.d
Date : 18-OCT-2007 18:03
Client ID: AN-SS-10-070928 MSD
Sample Info: LR71EMSD
Volume Injected (uL): 1.0
Column phase: ZB-5

Instrument: nt6.i
Operator: LJR/VTS
Column diameter: 0.32

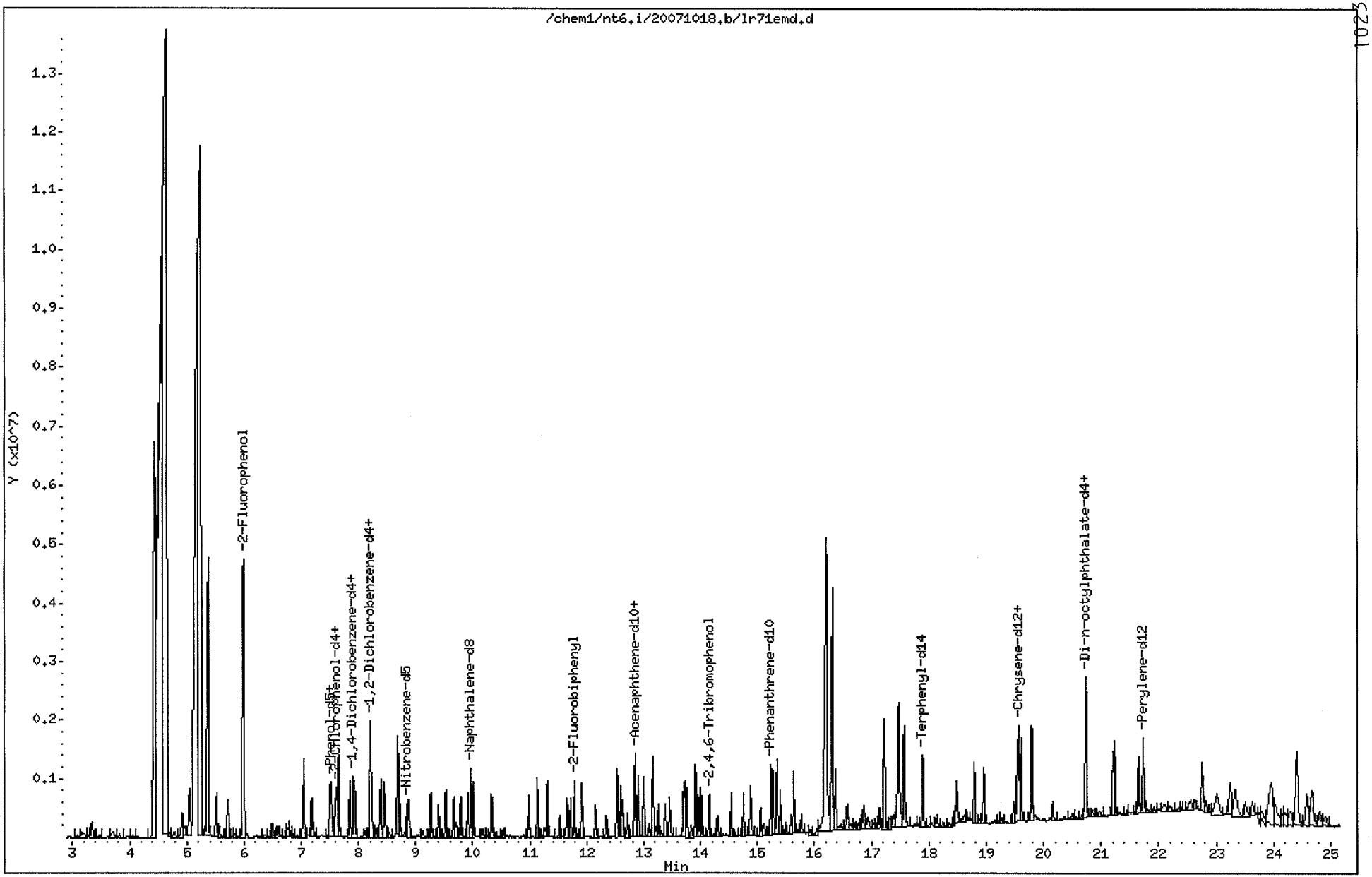

LR71EMSD, /chem1/nt6.i/20071018.b/lr71emd.d
4-Chloroaniline Amount: 4.90

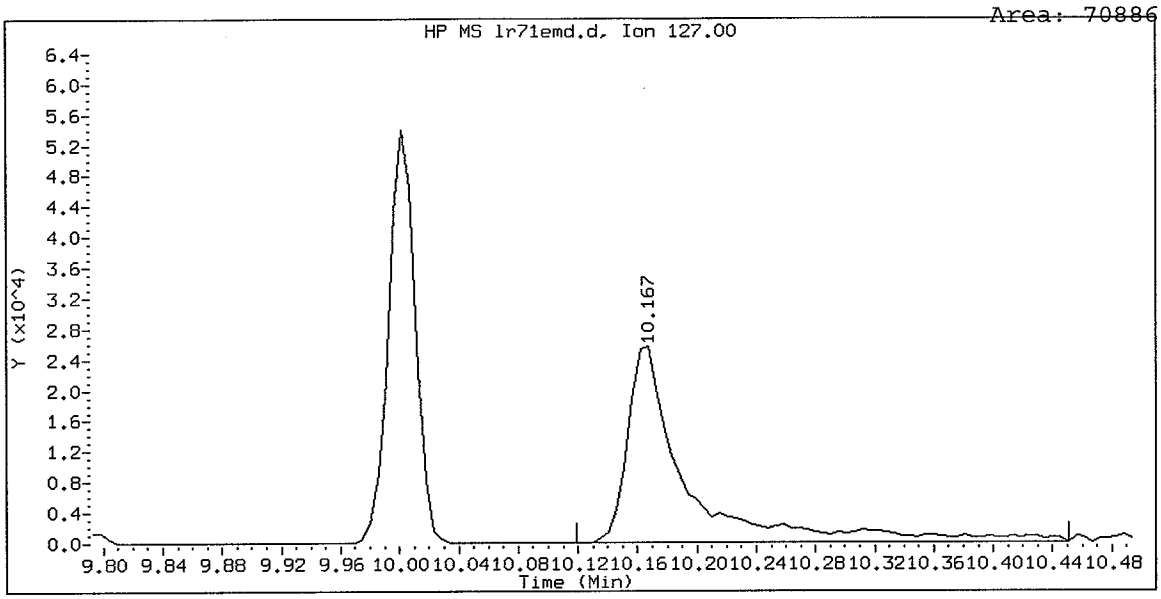

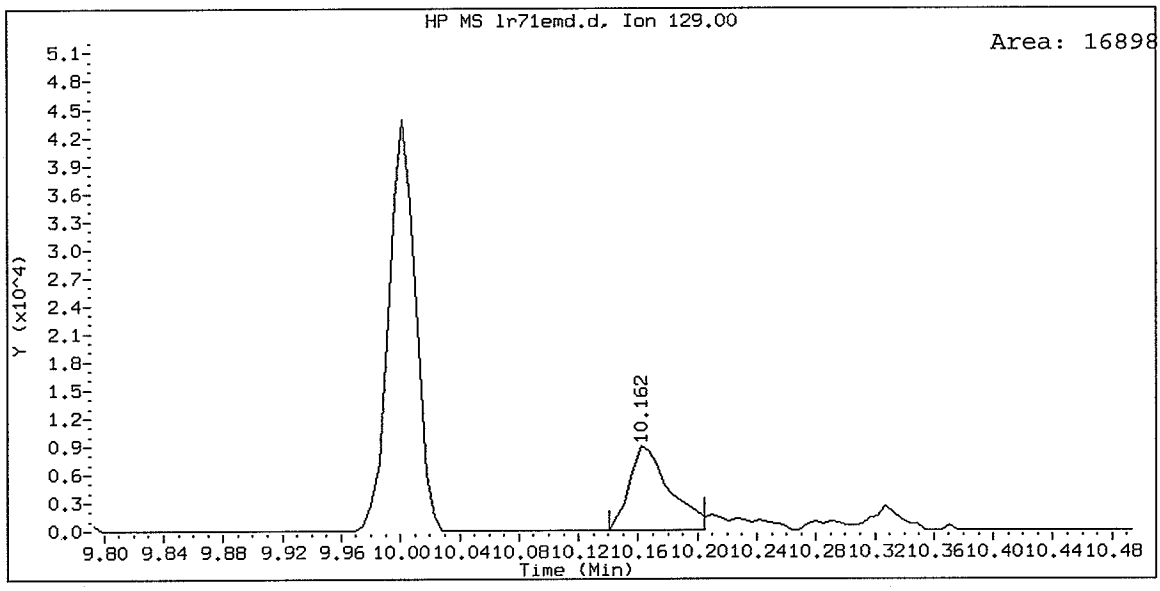

LR71EMSD, /chem1/nt6.i/20071018.b/lr71emd.d
3,3'-Dichlorobenzidine Amount: 0.95

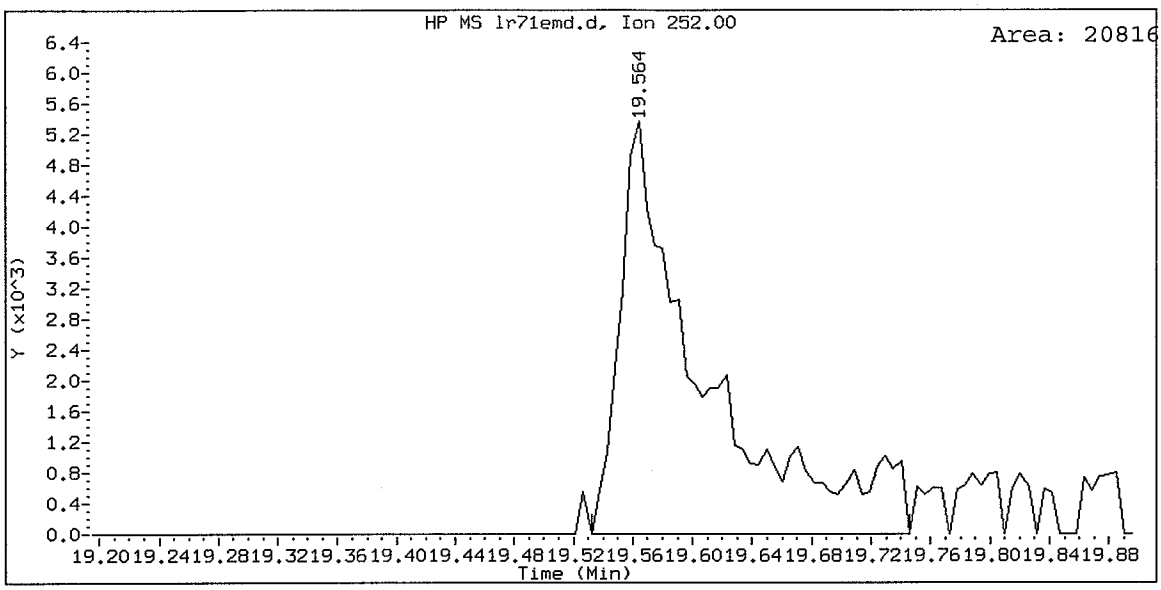

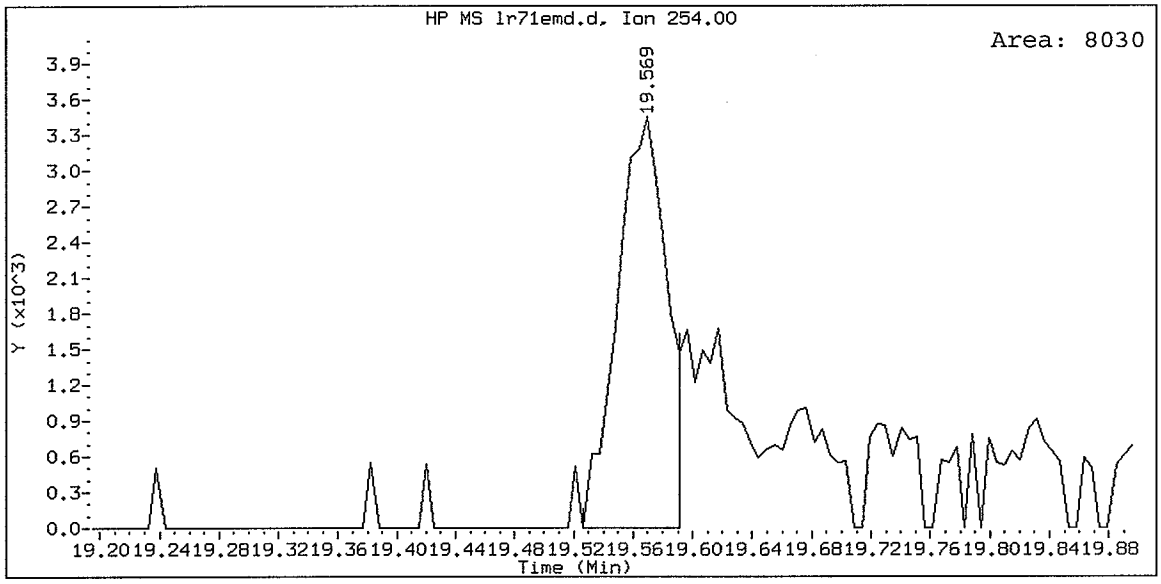

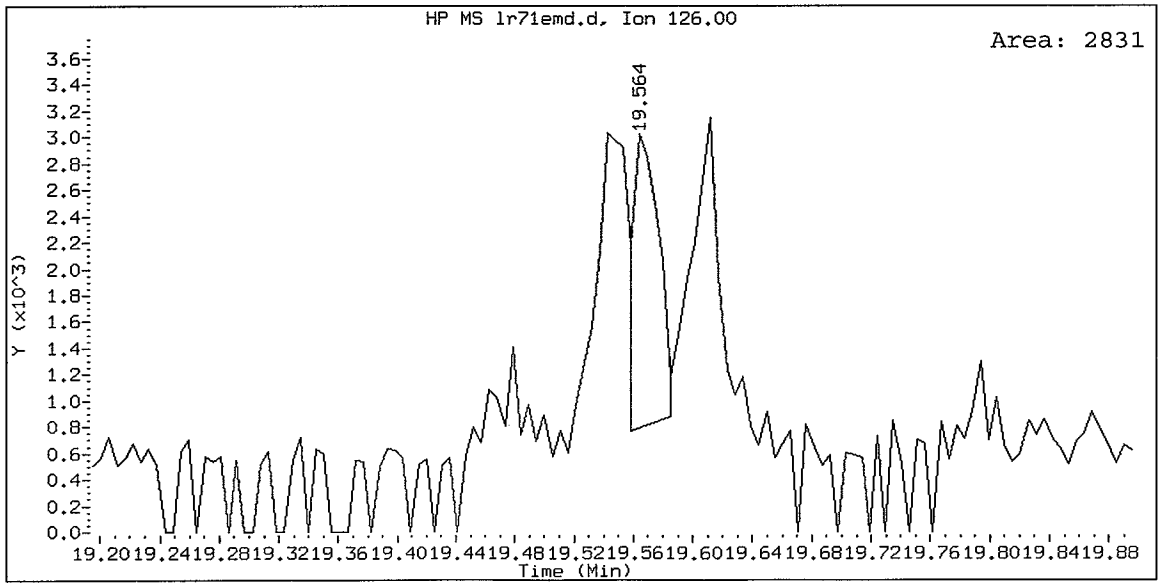

LR71EMSD, /chem1/nt6.i/20071018.b/lr71emd.d
Pyridine Amount: 0.96

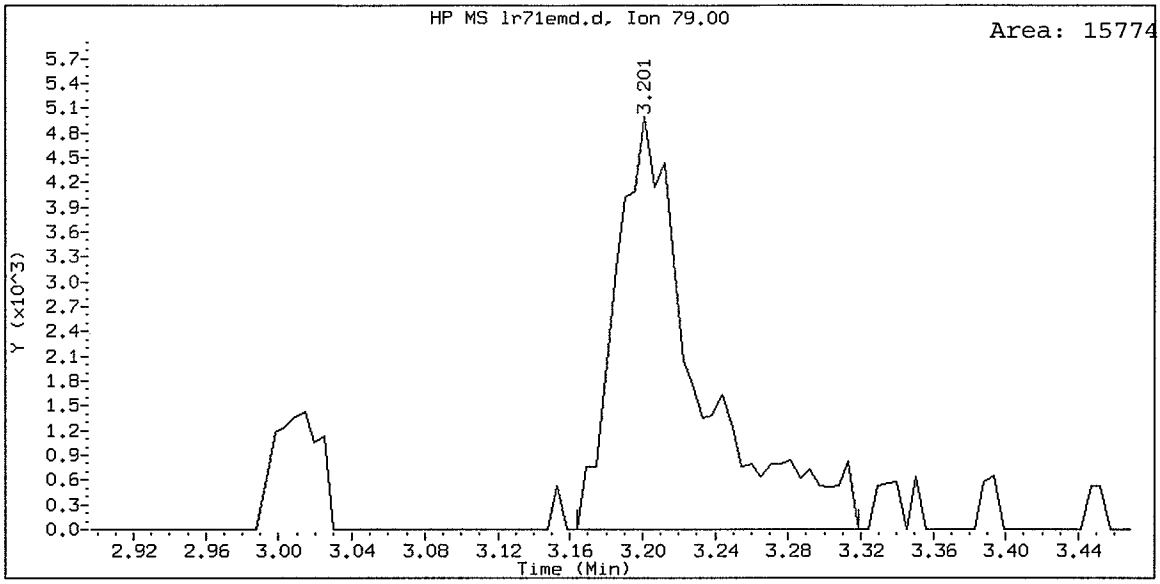

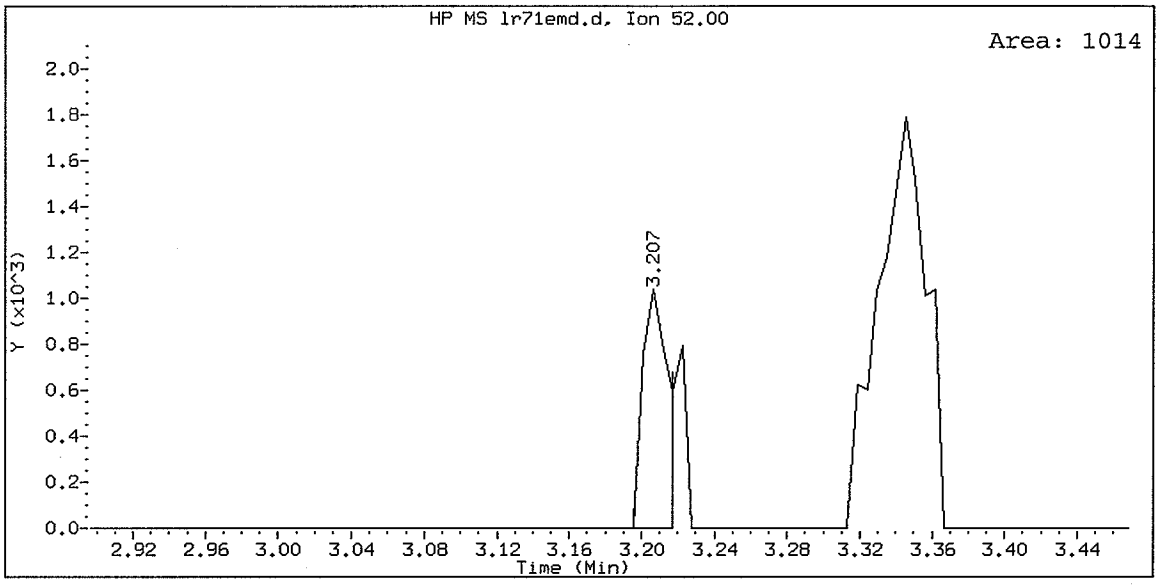

Analytical Resources, Inc.

Semivolatile Report SW846 Method 8270D

Data file : /chem1/nt6.i/20071018.b/lr71sb.d
Lab Smp Id: LR71LCSS1 Client Smp ID: LR71LCSS1
Inj Date : 18-OCT-2007 11:15
Operator : LJR/VTS Inst ID: nt6.i
Smp Info : LR71LCSS1
Misc Info : 07-20770
Comment : 1ul Injection
Method : /chem1/nt6.i/20071018.b/SW846.m
Meth Date : 25-Oct-2007 15:31 jeff Quant Type: ISTD
Cal Date : 01-OCT-2007 13:12 Cal File: 0051001.d
Als bottle: 2 QC Sample: LCS
Dil Factor: 1.00000
Integrator: HP RTE Compound Sublist: PSDDAMBLCS.sub
Target Version: 3.50

LJR 10/25/07

Concentration Formula: Amt * DF * Vt/(Ws * (100 - M)/100) * CpndVariable

Name	Value	Description
DF	1.00000	Dilution Factor
Vt	1000.00000	Volume of final extract (uL)
Ws	50.00000	Weight of sample extracted (g)
M	0.00000	% Moisture

Cpnd Variable Local Compound Variable

	Compounds	QUANT SIG MASS	RT	EXP RT	REL RT	RESPONSE	CONCENTRATIONS ON-COLUMN (ug/mL)	CONCENTRATIONS FINAL (ug/kg)
$ 1	2-Fluorophenol	112	5.959	5.917	(0.753)	312085	20.7049	414.1
$ 2	Phenol-d5	99	7.487	7.488	(0.947)	351135	18.2362	364.7
3	Phenol	94	7.508	7.504	(0.949)	276542	11.5888	231.8
$ 5	2-Chlorophenol-d4	132	7.604	7.600	(0.961)	221101	17.2409	344.8
4	Bis(2-Chloroethyl)ether	93	7.583	7.579	(0.959)	182400	11.3106	226.2
6	2-Chlorophenol	128	7.631	7.627	(0.965)	162794	11.3400	226.8 (R)
7	1,3-Dichlorobenzene	146	7.845	7.840	(0.992)	163973	10.2794	205.6 (R)
* 8	1,4-Dichlorobenzene-d4	152	7.909	7.904	(1.000)	204541	20.0000	
9	1,4-Dichlorobenzene	146	7.930	7.931	(1.003)	167548	10.1853	203.7 (R)
$ 10	1,2-Dichlorobenzene-d4	152	8.208	8.204	(1.038)	92153	9.58255	191.7
12	1,2-Dichlorobenzene	146	8.229	8.225	(1.041)	163049	10.5394	210.8 (R)
11	Benzyl alcohol	108	8.197	8.198	(1.036)	220463	23.6284	472.6
14	2,2'-oxybis(1-Chloropropane)	45	8.464	8.465	(1.070)	176063	11.8307	236.6
13	2-Methylphenol	108	8.443	8.439	(1.068)	168453	12.2832	245.7
17	Hexachloroethane	117	8.726	8.716	(1.103)	72384	9.96183	199.2 (R)

	Compounds	QUANT SIG MASS	RT	EXP RT	REL RT	RESPONSE	CONCENTRATIONS ON-COLUMN (ug/mL)	FINAL (ug/kg)
16	N-Nitroso-di-n-propylamine	70	8.678	8.679	(1.097)	140314	9.75636	195.1 (R)
15	4-Methylphenol	108	8.683	8.674	(1.098)	369161	25.7006	514.0
$ 18	Nitrobenzene-d5	82	8.844	8.845	(0.887)	225222	10.5594	211.2
19	Nitrobenzene	77	8.876	8.871	(0.890)	241597	10.5538	211.1
20	Isophorone	82	9.260	9.261	(0.929)	417176	12.3761	247.5 (R)
21	2-Nitrophenol	139	9.399	9.395	(0.943)	83737	10.9378	218.8 (R)
22	2,4-Dimethylphenol	107	9.522	9.518	(0.955)	119435	6.82770	136.6 (R)
23	Bis(2-Chloroethoxy)methane	93	9.666	9.662	(0.969)	215613	11.5400	230.8 (R)
24	Benzoic acid	105	9.768	9.785	(0.980)	494444	41.4133	828.3
25	2,4-Dichlorophenol	162	9.784	9.780	(0.981)	132910	11.4633	229.3 (R)
26	1,2,4-Trichlorobenzene	180	9.917	9.908	(0.995)	141143	9.98546	199.7 (R)
* 27	Naphthalene-d8	136	9.971	9.961	(1.000)	663850	20.0000	
28	Naphthalene	128	9.997	9.999	(1.003)	434856	10.6269	212.5 (R)
29	4-Chloroaniline	127	10.147	10.143	(1.018)	218530	13.8052	276.1
30	Hexachlorobutadiene	225	10.329	10.319	(1.036)	91726	9.72942	194.6 (R)
31	4-Chloro-3-methylphenol	107	10.980	10.971	(1.101)	175112	12.9289	258.6
32	2-Methylnaphthalene	141	11.130	11.126	(1.116)	240680	11.7057	234.1 (R)
33	Hexachlorocyclopentadiene	237	11.520	11.510	(0.896)	170100	19.0693	381.4
34	2,4,6-Trichlorophenol	196	11.654	11.644	(0.907)	105061	10.5963	211.9 (R)
35	2,4,5-Trichlorophenol	196	11.712	11.703	(0.911)	114069	11.8780	237.6
$ 36	2-Fluorobiphenyl	172	11.782	11.777	(0.917)	308132	9.85408	197.1 (R)
37	2-Chloronaphthalene	162	11.915	11.906	(0.927)	273444	10.1782	203.6 (R)
38	2-Nitroaniline	65	12.150	12.141	(0.946)	142715	11.8611	237.2
39	Dimethylphthalate	163	12.535	12.525	(0.975)	351822	12.9418	258.8 (R)
40	Acenaphthylene	152	12.594	12.584	(0.980)	447124	10.8572	217.1 (R)
41	2,6-Dinitrotoluene	165	12.626	12.616	(0.983)	76532	11.3181	226.4 (R)
* 42	Acenaphthene-d10	164	12.850	12.841	(1.000)	401615	20.0000	
43	3-Nitroaniline	138	12.834	12.825	(0.999)	188924	29.2582	585.2
44	Acenaphthene	153	12.904	12.894	(1.004)	285374	10.9793	219.6 (R)
45	2,4-Dinitrophenol	184	13.000	12.995	(1.012)	222251	44.3746	887.5
46	Dibenzofuran	168	13.165	13.156	(1.025)	439414	12.0671	241.3 (R)
47	4-Nitrophenol	109	13.149	13.145	(1.023)	78063	13.2251	264.5
48	2,4-Dinitrotoluene	165	13.256	13.241	(1.032)	103508	12.5847	251.7
50	Diethylphthalate	149	13.700	13.695	(1.066)	369690	13.4524	269.0 (R)
49	Fluorene	166	13.721	13.711	(1.068)	335977	11.6813	233.6 (R)
51	4-Chlorophenyl-phenylether	204	13.753	13.743	(1.070)	183316	11.4377	228.8 (R)
52	4-Nitroaniline	138	13.833	13.823	(1.076)	54784	9.47955	189.6
53	4,6-Dinitro-2-methylphenol	198	13.913	13.904	(0.913)	261084	39.5304	790.6
54	N-Nitrosodiphenylamine	169	13.961	13.952	(0.917)	223327	13.4333	268.7
$ 55	2,4,6-Tribromophenol	330	14.148	14.139	(1.101)	79772	20.4726	409.5
56	4-Bromophenyl-phenylether	248	14.538	14.529	(0.954)	103489	11.4661	229.3 (R)
57	Hexachlorobenzene	284	14.757	14.742	(0.969)	101897	11.0965	221.9 (R)
58	Pentachlorophenol	266	15.056	15.047	(0.988)	68688	11.9212	238.4
* 59	Phenanthrene-d10	188	15.233	15.223	(1.000)	652120	20.0000	
60	Phenanthrene	178	15.270	15.261	(1.002)	511994	12.2368	244.7 (R)
61	Anthracene	178	15.345	15.335	(1.007)	458550	10.9453	218.9 (R)
62	Carbazole	167	15.633	15.624	(1.026)	473037	12.6935	253.9 (R)

	Compounds	QUANT SIG MASS	RT	EXP RT	REL RT	RESPONSE	CONCENTRATIONS ON-COLUMN (ug/mL)	FINAL (ug/kg)
63	Di-n-butylphthalate	149	16.365	16.350	(1.074)	608635	14.0069	280.1(R)
64	Fluoranthene	202	17.215	17.205	(1.130)	625461	13.0719	261.4(R)
65	Pyrene	202	17.573	17.563	(0.898)	622792	13.3203	266.4
$ 66	Terphenyl-d14	244	17.898	17.884	(0.915)	418340	14.2949	285.9
67	Butylbenzylphthalate	149	18.791	18.776	(0.960)	280217	13.6302	272.6
68	Benzo(a)anthracene	228	19.538	19.529	(0.999)	594858	11.6624	233.2(R)
* 69	Chrysene-d12	240	19.565	19.556	(1.000)	650993	20.0000	
70	3,3'-Dichlorobenzidine	252	19.555	19.545	(0.999)	278160	13.3248	266.5
71	Chrysene	228	19.608	19.598	(1.002)	567597	12.3830	247.7(R)
72	bis(2-Ethylhexyl)phthalate	149	19.795	19.785	(0.955)	408852	14.1411	282.8
* 134	Di-n-octylphthalate-d4	153	20.735	20.720	(1.000)	956174	20.0000	
73	Di-n-octylphthalate	149	20.740	20.731	(1.000)	748665	13.5743	271.5
74	Benzo(b)fluoranthene	252	21.200	21.190	(0.976)	589137	14.0509	281.0
75	Benzo(k)fluoranthene	252	21.237	21.228	(0.977)	651030	14.6781	293.6
76	Benzo(a)pyrene	252	21.649	21.639	(0.996)	469780	12.2053	244.1(R)
* 77	Perylene-d12	264	21.729	21.719	(1.000)	583887	20.0000	
78	Indeno(1,2,3-cd)pyrene	276	23.219	23.215	(1.069)	575234	12.6017	252.0
79	Dibenzo(a,h)anthracene	278	23.246	23.236	(1.070)	491835	12.8244	256.5
80	Benzo(g,h,i)perylene	276	23.620	23.616	(1.087)	360899	7.90624	158.1
90	N-Nitrosodimethylamine	74	3.170	3.139	(0.401)	101547	8.67156	173.4
91	Aniline	93	7.460	7.456	(0.943)	244199	8.91502	178.3
93	Benzidine	184	Compound Not Detected.					
103	Pyridine	79	3.165	3.118	(0.400)	150014	8.65404	173.1
105	1-methylnaphthalene	141	11.301	11.297	(1.133)	241028	11.7552	235.1
111	Azobenzene (1,2-DP-Hydrazine)	77	14.004	14.000	(1.090)	483606	12.0889	241.8

QC Flag Legend

R - Spike/Surrogate failed recovery limits.

Analytical Resources, Inc.

INTERNAL STANDARD COMPOUNDS
AREA AND RT SUMMARY

Instrument ID: nt6.i
Lab File ID: lr71sb.d
Lab Smp Id: LR71LCSS1
Analysis Type: SV
Quant Type: ISTD
Operator: LJR/VTS
Method File: /chem1/nt6.i/20071018.b/SW846.m
Misc Info: 07-20770

Calibration Date: 18-OCT-2007
Calibration Time: 10:07
Client Smp ID: LR71LCSS1
Level: LOW
Sample Type: Solid

Test Mode:
Use Initial Calibration Level 4.

		AREA LIMIT			
COMPOUND	STANDARD	LOWER	UPPER	SAMPLE	%DIFF
8 1,4-Dichlorobenze	212076	106038	424152	204541	-3.55
27 Naphthalene-d8	656578	328289	1313156	663850	1.11
42 Acenaphthene-d10	353705	176852	707410	401615	13.55
59 Phenanthrene-d10	526440	263220	1052880	652120	23.87
69 Chrysene-d12	581923	290962	1163846	650993	11.87
134 Di-n-octylphthala	979097	489548	1958194	956174	-2.34
77 Perylene-d12	686531	343266	1373062	583887	-14.95

		RT LIMIT			
COMPOUND	STANDARD	LOWER	UPPER	SAMPLE	%DIFF
8 1,4-Dichlorobenze	7.90	7.40	8.40	7.91	0.05
27 Naphthalene-d8	9.96	9.46	10.46	9.97	0.10
42 Acenaphthene-d10	12.84	12.34	13.34	12.85	0.07
59 Phenanthrene-d10	15.22	14.72	15.72	15.23	0.06
69 Chrysene-d12	19.56	19.06	20.06	19.57	0.05
134 Di-n-octylphthala	20.72	20.22	21.22	20.74	0.07
77 Perylene-d12	21.72	21.22	22.22	21.73	0.04

AREA UPPER LIMIT = +100% of internal standard area.
AREA LOWER LIMIT = - 50% of internal standard area.
RT UPPER LIMIT = + 0.50 minutes of internal standard RT.
RT LOWER LIMIT = - 0.50 minutes of internal standard RT.

Analytical Resources, Inc.

RECOVERY REPORT

Client Name: Anchor
Sample Matrix: SOLID
Lab Smp Id: LR71LCSS1
Level: LOW
Data Type: MS DATA
SpikeList File: PSDDALCS.spk
Sublist File: PSDDAMBLCS.sub
Method File: /chem1/nt6.i/20071018.b/SW846.m
Misc Info: 07-20770

Client SDG: LR71
Fraction: SV
Client Smp ID: LR71LCSS1
Operator: LJR/VTS
SampleType: LCS
Quant Type: ISTD

	SPIKE COMPOUND	CONC ADDED ug/kg	CONC RECOVERED ug/kg	% RECOVERED	LIMITS
3	Phenol	500.0	231.8	46.36	45-89
4	Bis(2-Chloroethyl)	500.0	226.2	45.24	42-82
6	2-Chlorophenol	500.0	226.8	45.36*	46-80
7	1,3-Dichlorobenzen	500.0	205.6	41.12*	45-76
9	1,4-Dichlorobenzen	500.0	203.7	40.74*	45-76
11	Benzyl alcohol	1000	472.6	47.26	36-79
12	1,2-Dichlorobenzen	500.0	210.8	42.16*	44-78
13	2-Methylphenol	500.0	245.7	49.13	47-82
14	2,2'-oxybis(1-Chlo	500.0	236.6	47.32	36-96
15	4-Methylphenol	1000	514.0	51.40	47-86
16	N-Nitroso-di-n-pro	500.0	195.1	39.03*	42-84
17	Hexachloroethane	500.0	199.2	39.85*	40-77
19	Nitrobenzene	500.0	211.1	42.22	35-94
20	Isophorone	500.0	247.5	49.50*	50-86
21	2-Nitrophenol	500.0	218.8	43.75*	46-84
22	2,4-Dimethylphenol	500.0	136.6	27.31*	30-76
23	Bis(2-Chloroethoxy	500.0	230.8	46.16*	48-81
24	Benzoic acid	1500	828.3	55.22	39-103
25	2,4-Dichlorophenol	500.0	229.3	45.85*	50-85
26	1,2,4-Trichloroben	500.0	199.7	39.94*	45-81
28	Naphthalene	500.0	212.5	42.51*	46-80
29	4-Chloroaniline	1200	276.1	23.01	15-79
30	Hexachlorobutadien	500.0	194.6	38.92*	44-79
31	4-Chloro-3-methylp	500.0	258.6	51.72	50-89
32	2-Methylnaphthalen	500.0	234.1	46.82*	49-81
33	Hexachlorocyclopen	1500	381.4	25.43	17-98
34	2,4,6-Trichlorophe	500.0	211.9	42.38*	48-89
35	2,4,5-Trichlorophe	500.0	237.6	47.51	47-91
37	2-Chloronaphthalen	500.0	203.6	40.71*	50-83
38	2-Nitroaniline	500.0	237.2	47.44	45-96
39	Dimethylphthalate	500.0	258.8	51.77*	53-87
40	Acenaphthylene	500.0	217.1	43.43*	51-84
41	2,6-Dinitrotoluene	500.0	226.4	45.27*	49-95

SPIKE COMPOUND	CONC ADDED ug/kg	CONC RECOVERED ug/kg	% RECOVERED	LIMITS
43 3-Nitroaniline	1280	585.2	45.72	36-92
44 Acenaphthene	500.0	219.6	43.92*	51-83
45 2,4-Dinitrophenol	1500	887.5	59.17	10-191
46 Dibenzofuran	500.0	241.3	48.27*	50-86
47 4-Nitrophenol	500.0	264.5	52.90	44-98
48 2,4-Dinitrotoluene	500.0	251.7	50.34	50-98
49 Fluorene	500.0	233.6	46.73*	52-86
50 Diethylphthalate	500.0	269.0	53.81*	55-89
51 4-Chlorophenyl-phe	500.0	228.8	45.75*	51-85
52 4-Nitroaniline	500.0	189.6	37.92	30-87
53 4,6-Dinitro-2-meth	1500	790.6	52.71	10-136
54 N-Nitrosodiphenyla	500.0	268.7	53.73	28-158
56 4-Bromophenyl-phen	500.0	229.3	45.86*	50-90
57 Hexachlorobenzene	500.0	221.9	44.39*	49-91
58 Pentachlorophenol	500.0	238.4	47.68	40-100
60 Phenanthrene	500.0	244.7	48.95*	51-91
61 Anthracene	500.0	218.9	43.78*	51-86
62 Carbazole	500.0	253.9	50.77*	51-89
63 Di-n-butylphthalat	500.0	280.1	56.03*	58-95
64 Fluoranthene	500.0	261.4	52.29*	54-94
65 Pyrene	500.0	266.4	53.28	46-100
67 Butylbenzylphthala	500.0	272.6	54.52	51-99
68 Benzo(a)anthracene	500.0	233.2	46.65*	52-90
70 3,3'-Dichlorobenzi	1280	266.5	20.82	10-86
71 Chrysene	500.0	247.7	49.53*	51-93
72 bis(2-Ethylhexyl)p	500.0	282.8	56.56	36-111
73 Di-n-octylphthalat	500.0	271.5	54.30	29-108
74 Benzo(b)fluoranthe	500.0	281.0	56.20	54-102
75 Benzo(k)fluoranthe	500.0	293.6	58.71	45-107
76 Benzo(a)pyrene	500.0	244.1	48.82*	52-95
78 Indeno(1,2,3-cd)py	500.0	252.0	50.41	34-105
79 Dibenzo(a,h)anthra	500.0	256.5	51.30	36-112
80 Benzo(g,h,i)peryle	500.0	158.1	31.62	25-116

SURROGATE COMPOUND	CONC ADDED ug/kg	CONC RECOVERED ug/kg	% RECOVERED	LIMITS
$ 1 2-Fluorophenol	750.0	414.1	55.21	26-83
$ 2 Phenol-d5	750.0	364.7	48.63	42-82
$ 5 2-Chlorophenol-d4	750.0	344.8	45.98	43-80
$ 10 1,2-Dichlorobenzen	500.0	191.7	38.33	38-79
$ 18 Nitrobenzene-d5	500.0	211.2	42.24	42-79
$ 36 2-Fluorobiphenyl	500.0	197.1	39.42*	43-80
$ 55 2,4,6-Tribromophen	750.0	409.5	54.59	41-94

SURROGATE COMPOUND	CONC ADDED ug/kg	CONC RECOVERED ug/kg	% RECOVERED	LIMITS
$ 66 Terphenyl-d14	500.0	285.9	57.18	39-105

Data File: /chem1/nt6.i/20071018.b/lr71sb.d
Date : 18-OCT-2007 11:15
Client ID: LR71LCSS1
Sample Info: LR71LCSS1
Volume Injected (uL): 1.0
Column phase: ZB-5

Instrument: nt6.i
Operator: LJR/VTS
Column diameter: 0.32

1034

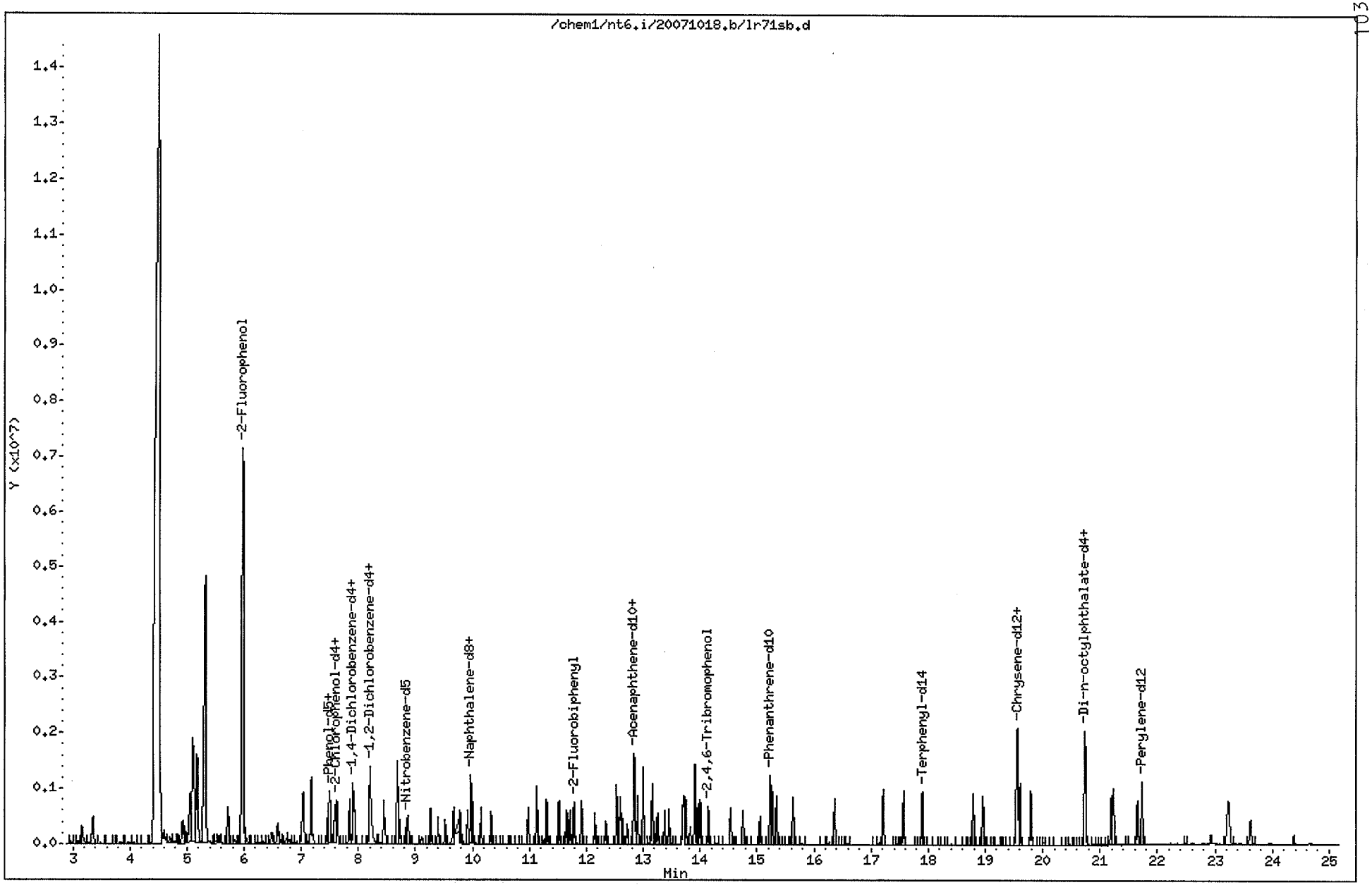

ANALYTICAL RESOURCES INCORPORATED

ORGANICS ANALYSIS DATA SHEET
PSDDA Semivolatiles by SW8270D GC/MS **Sample ID: MB-102707**
 METHOD BLANK

Lab Sample ID: MB-102707 QC Report No: LR71-Anchor Environmental, LLC
LIMS ID: 07-23292 Project: Kimberly Clark Anacortes
Matrix: Sediment NA
Data Release Authorized: Date Sampled: NA
Reported: 01/25/08 Date Received: NA

Date Extracted: 10/27/07 Sample Amount: 50.0 g
Date Analyzed: 11/01/07 15:06 Final Extract Volume: 1.0 mL
Instrument/Analyst: NT4/LJR Dilution Factor: 1.00
GPC Cleanup: Yes Percent Moisture: NA

CAS Number	Analyte	RL	Result
108-95-2	Phenol	20	< 20 U
541-73-1	1,3-Dichlorobenzene	20	< 20 U
106-46-7	1,4-Dichlorobenzene	20	< 20 U
100-51-6	Benzyl Alcohol	20	< 20 U
95-50-1	1,2-Dichlorobenzene	20	< 20 U
95-48-7	2-Methylphenol	20	< 20 U
106-44-5	4-Methylphenol	20	< 20 U
67-72-1	Hexachloroethane	20	< 20 U
105-67-9	2,4-Dimethylphenol	20	< 20 U
65-85-0	Benzoic Acid	200	< 200 U
120-82-1	1,2,4-Trichlorobenzene	10	< 10 UJ
91-20-3	Naphthalene	20	< 20 U
87-68-3	Hexachlorobutadiene	20	< 20 U
91-57-6	2-Methylnaphthalene	20	< 20 U
131-11-3	Dimethylphthalate	20	< 20 U
208-96-8	Acenaphthylene	20	< 20 U
83-32-9	Acenaphthene	20	< 20 U
132-64-9	Dibenzofuran	20	< 20 U
84-66-2	Diethylphthalate	20	< 20 U
86-73-7	Fluorene	20	< 20 U
86-30-6	N-Nitrosodiphenylamine	20	< 20 U
118-74-1	Hexachlorobenzene	10	< 10 UJ
87-86-5	Pentachlorophenol	100	< 100 U
85-01-8	Phenanthrene	20	< 20 U
120-12-7	Anthracene	20	< 20 U
84-74-2	Di-n-Butylphthalate	20	< 20 U
206-44-0	Fluoranthene	20	< 20 U
129-00-0	Pyrene	20	< 20 U
85-68-7	Butylbenzylphthalate	20	< 20 U
56-55-3	Benzo(a)anthracene	20	< 20 U
117-81-7	**bis(2-Ethylhexyl)phthalate**	**20**	**22**
218-01-9	Chrysene	20	< 20 U
117-84-0	Di-n-Octyl phthalate	20	< 20 U
205-99-2	Benzo(b)fluoranthene	20	< 20 U
207-08-9	Benzo(k)fluoranthene	20	< 20 U
50-32-8	Benzo(a)pyrene	20	< 20 U
193-39-5	Indeno(1,2,3-cd)pyrene	20	< 20 U
53-70-3	Dibenz(a,h)anthracene	20	< 20 U
191-24-2	Benzo(g,h,i)perylene	20	< 20 U

1035

~~0999~~
EB 1/30/08

ANALYTICAL RESOURCES INCORPORATED

ORGANICS ANALYSIS DATA SHEET
PSDDA Semivolatiles by SW8270D GC/MS **Sample ID: MB-102707**
Page 2 of 2 **METHOD BLANK**

Lab Sample ID: MB-102707 QC Report No: LR71-Anchor Environmental, LLC
LIMS ID: 07-23292 Project: Kimberly Clark Anacortes
Matrix: Sediment NA
Date Analyzed: 11/01/07 15:06

CAS Number	Analyte	RL	Result
90-12-0	1-Methylnaphthalene	20	< 20 U

Reported in µg/kg (ppb)

Semivolatile Surrogate Recovery

d5-Nitrobenzene	73.2%	2-Fluorobiphenyl	72.4%
d14-p-Terphenyl	83.2%	d4-1,2-Dichlorobenzene	68.8%
d5-Phenol	74.4%	2-Fluorophenol	62.9%
2,4,6-Tribromophenol	72.5%	d4-2-Chlorophenol	73.1%

1036

~~1000~~
EB 1/30/08

Analytical Resources, Inc.

Semivolatile Report SW846 Method 8270D

Data file : /chem3/nt4.i/20071101.b/lu10mb.d
Lab Smp Id: LU10MBS1 Client Smp ID: LU10MBS1
Inj Date : 01-NOV-2007 15:06
Operator : VTS Inst ID: nt4.i
Smp Info : LU10MBS1
Misc Info : 07-21929
Comment : 1ul Injection
Method : /chem3/nt4.i/20071101.b/SW846.m
Meth Date : 02-Nov-2007 11:41 jeff Quant Type: ISTD
Cal Date : 01-OCT-2007 11:04 Cal File: 0801001.d
Als bottle: 3 QC Sample: BLANK
Dil Factor: 1.00000
Integrator: HP RTE Compound Sublist: PSDDA.sub
Target Version: 3.50

LJK 11/2/07

Concentration Formula: Amt * DF * Vt/(Ws * (100 - M)/100) * CpndVariable

Name	Value	Description
DF	1.00000	Dilution Factor
Vt	1000.00000	Volume of final extract (uL)
Ws	50.00000	Weight of sample extracted (g)
M	0.00000	% Moisture

Cpnd Variable Local Compound Variable

	Compounds	QUANT SIG MASS	RT	EXP RT	REL RT	RESPONSE	CONCENTRATIONS ON-COLUMN (ug/mL)	FINAL (ug/kg)
$	1 2-Fluorophenol	112	4.812	4.748	(0.706)	300406	23.6048	472.1
$	2 Phenol-d5	99	6.489	6.489	(0.952)	397040	27.8727	557.5
	3 Phenol	94	Compound Not Detected.					
$	5 2-Chlorophenol-d4	132	6.521	6.521	(0.957)	289032	27.3538	547.1
	4 Bis(2-Chloroethyl)ether	93	Compound Not Detected.					
	6 2-Chlorophenol	128	Compound Not Detected.					
	7 1,3-Dichlorobenzene	146	Compound Not Detected.					
*	8 1,4-Dichlorobenzene-d4	152	6.815	6.820	(1.000)	150402	20.0000	
	9 1,4-Dichlorobenzene	146	Compound Not Detected.					
$	10 1,2-Dichlorobenzene-d4	152	7.114	7.114	(1.044)	117077	17.2201	344.4
	12 1,2-Dichlorobenzene	146	Compound Not Detected.					
	11 Benzyl alcohol	108	Compound Not Detected.					
	14 2,2'-oxybis(1-Chloropropane)	45	Compound Not Detected.					
	13 2-Methylphenol	108	Compound Not Detected.					
	17 Hexachloroethane	117	Compound Not Detected.					

		QUANT SIG				CONCENTRATIONS	
Compounds		MASS	RT	EXP RT REL RT	RESPONSE	ON-COLUMN (ug/mL)	FINAL (ug/kg)
	16 N-Nitroso-di-n-propylamine	70	Compound Not Detected.				
	15 4-Methylphenol	108	Compound Not Detected.				
$	18 Nitrobenzene-d5	82	7.771	7.771 (0.876)	268660	18.2643	365.3
	19 Nitrobenzene	77	Compound Not Detected.				
	20 Isophorone	82	Compound Not Detected.				
	21 2-Nitrophenol	139	Compound Not Detected.				
	22 2,4-Dimethylphenol	107	Compound Not Detected.				
	23 Bis(2-Chloroethoxy)methane	93	Compound Not Detected.				
	24 Benzoic acid	105	Compound Not Detected.				
	25 2,4-Dichlorophenol	162	Compound Not Detected.				
	26 1,2,4-Trichlorobenzene	180	Compound Not Detected.				
*	27 Naphthalene-d8	136	8.866	8.872 (1.000)	557632	20.0000	
	28 Naphthalene	128	Compound Not Detected.				
	29 4-Chloroaniline	127	Compound Not Detected.				
	30 Hexachlorobutadiene	225	Compound Not Detected.				
	31 4-Chloro-3-methylphenol	107	Compound Not Detected.				
	32 2-Methylnaphthalene	141	Compound Not Detected.				
	33 Hexachlorocyclopentadiene	237	Compound Not Detected.				
	34 2,4,6-Trichlorophenol	196	Compound Not Detected.				
	35 2,4,5-Trichlorophenol	196	Compound Not Detected.				
$	36 2-Fluorobiphenyl	172	10.672	10.677 (0.914)	369811	18.0556	361.1
	37 2-Chloronaphthalene	162	Compound Not Detected.				
	38 2-Nitroaniline	65	Compound Not Detected.				
	39 Dimethylphthalate	163	Compound Not Detected.				
	40 Acenaphthylene	152	Compound Not Detected.				
	41 2,6-Dinitrotoluene	165	Compound Not Detected.				
*	42 Acenaphthene-d10	164	11.682	11.682 (1.000)	296628	20.0000	
	43 3-Nitroaniline	138	Compound Not Detected.				
	44 Acenaphthene	153	Compound Not Detected.				
	45 2,4-Dinitrophenol	184	Compound Not Detected.				
	46 Dibenzofuran	168	Compound Not Detected.				
	47 4-Nitrophenol	109	Compound Not Detected.				
	48 2,4-Dinitrotoluene	165	Compound Not Detected.				
	50 Diethylphthalate	149	Compound Not Detected.				
	49 Fluorene	166	Compound Not Detected.				
	51 4-Chlorophenyl-phenylether	204	Compound Not Detected.				
	52 4-Nitroaniline	138	Compound Not Detected.				
	53 4,6-Dinitro-2-methylphenol	198	Compound Not Detected.				
	54 N-Nitrosodiphenylamine	169	Compound Not Detected.				
$	55 2,4,6-Tribromophenol	330	12.953	12.953 (1.109)	69372	27.1675	543.3
	56 4-Bromophenyl-phenylether	248	Compound Not Detected.				
	57 Hexachlorobenzene	284	Compound Not Detected.				
	58 Pentachlorophenol	266	Compound Not Detected.				
*	59 Phenanthrene-d10	188	13.995	14.000 (1.000)	428044	20.0000	
	60 Phenanthrene	178	Compound Not Detected.				
	61 Anthracene	178	Compound Not Detected.				
	62 Carbazole	167	Compound Not Detected.				

	Compounds	QUANT SIG MASS	RT	EXP RT	REL RT	RESPONSE	CONCENTRATIONS ON-COLUMN (ug/mL)	FINAL (ug/kg)
63	Di-n-butylphthalate	149	Compound Not Detected.					
64	Fluoranthene	202	Compound Not Detected.					
65	Pyrene	202	Compound Not Detected.					
$ 66	Terphenyl-d14	244	16.634	16.634	(0.913)	357059	20.8071	416.1
67	Butylbenzylphthalate	149	Compound Not Detected.					
68	Benzo(a)anthracene	228	Compound Not Detected.					
* 69	Chrysene-d12	240	18.215	18.221	(1.000)	370917	20.0000	
70	3,3'-Dichlorobenzidine	252	Compound Not Detected.					
71	Chrysene	228	Compound Not Detected.					
72	bis(2-Ethylhexyl)phthalate	149	18.573	18.578	(0.953)	17814	1.11337	22.27
* 134	Di-n-octylphthalate-d4	153	19.497	19.503	(1.000)	507823	20.0000	
73	Di-n-octylphthalate	149	Compound Not Detected.					
74	Benzo(b)fluoranthene	252	Compound Not Detected.					
75	Benzo(k)fluoranthene	252	Compound Not Detected.					
76	Benzo(a)pyrene	252	Compound Not Detected.					
* 77	Perylene-d12	264	20.320	20.325	(1.000)	385229	20.0000	
78	Indeno(1,2,3-cd)pyrene	276	Compound Not Detected.					
79	Dibenzo(a,h)anthracene	278	Compound Not Detected.					
80	Benzo(g,h,i)perylene	276	Compound Not Detected.					
90	N-Nitrosodimethylamine	74	Compound Not Detected.					
91	Aniline	93	Compound Not Detected.					
93	Benzidine	184	Compound Not Detected.					
103	Pyridine	79	Compound Not Detected.					
105	1-methylnaphthalene	141	Compound Not Detected.					
111	Azobenzene (1,2-DP-Hydrazine)	77	Compound Not Detected.					

Analytical Resources, Inc.

INTERNAL STANDARD COMPOUNDS
AREA AND RT SUMMARY

Instrument ID: nt4.i
Lab File ID: lu10mb.d
Lab Smp Id: LU10MBS1
Analysis Type: SV
Quant Type: ISTD
Operator: VTS
Method File: /chem3/nt4.i/20071101.b/SW846.m
Misc Info: 07-21929

Calibration Date: 01-NOV-2007
Calibration Time: 14:35
Client Smp ID: LU10MBS1
Level: LOW
Sample Type: Solid

COMPOUND	STANDARD	AREA LIMIT LOWER	AREA LIMIT UPPER	SAMPLE	%DIFF
8 1,4-Dichlorobenze	145384	72692	290768	150402	3.45
27 Naphthalene-d8	530525	265262	1061050	557632	5.11
42 Acenaphthene-d10	280701	140350	561402	296628	5.67
59 Phenanthrene-d10	391934	195967	783868	428044	9.21
69 Chrysene-d12	354658	177329	709316	370917	4.58
134 Di-n-octylphthala	506314	253157	1012628	507823	0.30
77 Perylene-d12	400782	200391	801564	385229	-3.88

COMPOUND	STANDARD	RT LIMIT LOWER	RT LIMIT UPPER	SAMPLE	%DIFF
8 1,4-Dichlorobenze	6.82	6.32	7.32	6.82	-0.08
27 Naphthalene-d8	8.87	8.37	9.37	8.87	-0.06
42 Acenaphthene-d10	11.68	11.18	12.18	11.68	0.00
59 Phenanthrene-d10	14.00	13.50	14.50	13.99	-0.04
69 Chrysene-d12	18.22	17.72	18.72	18.22	-0.03
134 Di-n-octylphthala	19.50	19.00	20.00	19.50	-0.03
77 Perylene-d12	20.33	19.83	20.83	20.32	-0.03

AREA UPPER LIMIT = +100% of internal standard area.
AREA LOWER LIMIT = - 50% of internal standard area.
RT UPPER LIMIT = + 0.50 minutes of internal standard RT.
RT LOWER LIMIT = - 0.50 minutes of internal standard RT.

Analytical Resources, Inc.

RECOVERY REPORT

Client Name: Hart Crowser, Inc. Client SDG: LU10
Sample Matrix: SOLID Fraction: SV
Lab Smp Id: LU10MBS1 Client Smp ID: LU10MBS1
Level: LOW Operator: VTS
Data Type: MS DATA SampleType: BLANK
SpikeList File: PSDDALCS.spk Quant Type: ISTD
Sublist File: PSDDA.sub
Method File: /chem3/nt4.i/20071101.b/SW846.m
Misc Info: 07-21929

SURROGATE COMPOUND	CONC ADDED ug/kg	CONC RECOVERED ug/kg	% RECOVERED	LIMITS
$ 1 2-Fluorophenol	750.0	472.1	62.95	11-84
$ 2 Phenol-d5	750.0	557.5	74.33	25-86
$ 5 2-Chlorophenol-d4	750.0	547.1	72.94	23-91
$ 10 1,2-Dichlorobenzen	500.0	344.4	68.88	24-90
$ 18 Nitrobenzene-d5	500.0	365.3	73.06	26-88
$ 36 2-Fluorobiphenyl	500.0	361.1	72.22	34-91
$ 55 2,4,6-Tribromophen	750.0	543.3	72.45	25-107
$ 66 Terphenyl-d14	500.0	416.1	83.23	22-100

Data File: /chem3/nt4.i/20071101.b/lu10mb.d
Date : 01-NOV-2007 15:06
Client ID: LU10MBS1
Sample Info: LU10MBS1
Volume Injected (uL): 1.0
Column phase: ZB-5

Instrument: nt4.i
Operator: VTS
Column diameter: 0.32

1042

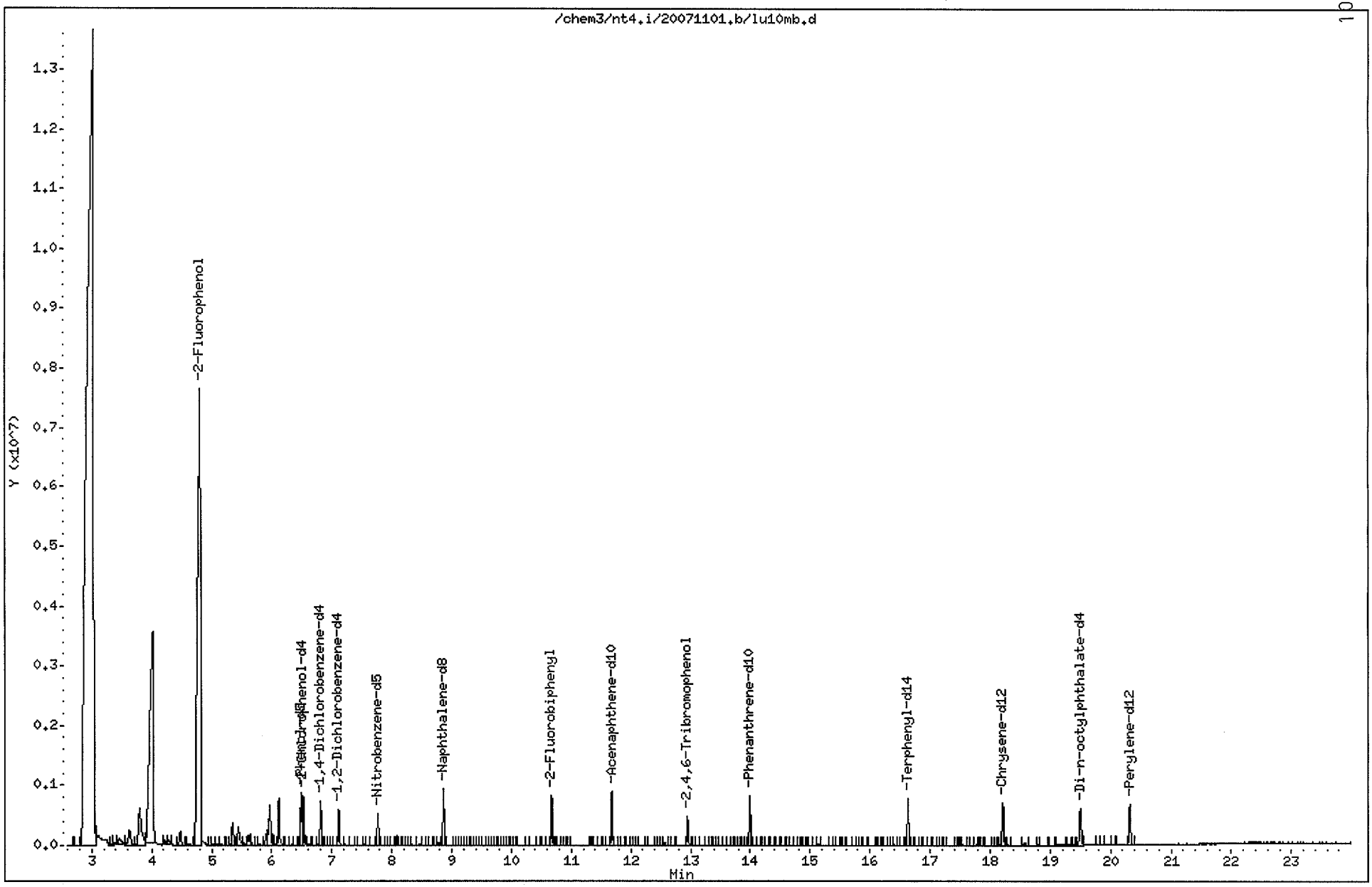

Data File: /chem3/nt4.i/20071101.b/lu10mb.d

Date : 01-NOV-2007 15:06

Client ID: LU10MBS1

Instrument: nt4.i

Sample Info: LU10MBS1

Volume Injected (uL): 1.0

Operator: VTS

Column phase: ZB-5

Column diameter: 0.32

72 bis(2-Ethylhexyl)phthalate

Concentration: 22.27 ug/kg

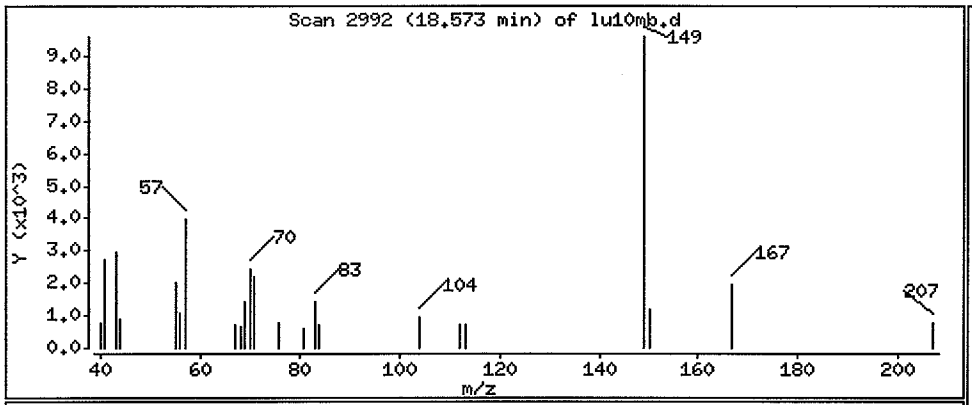

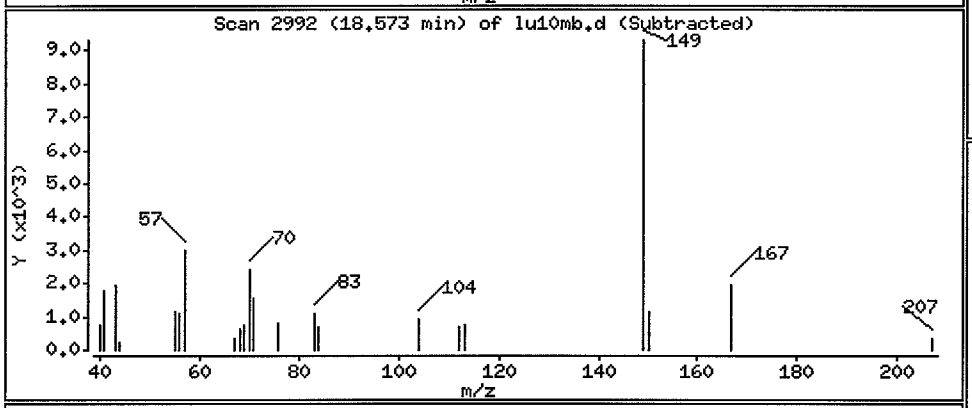

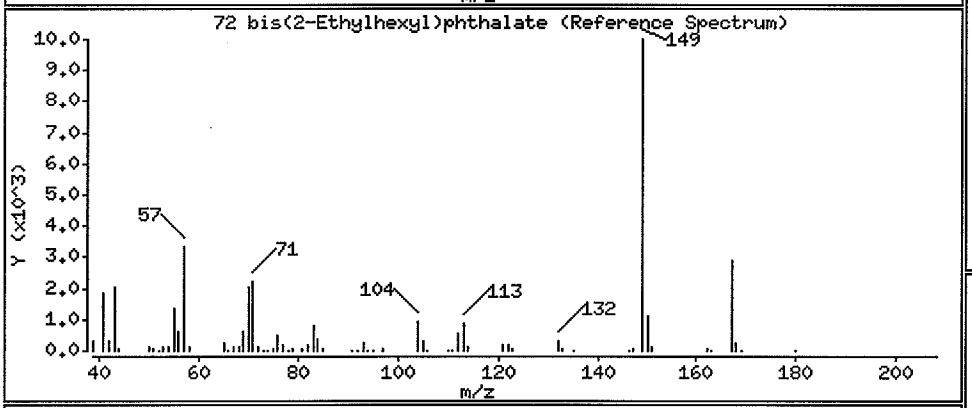

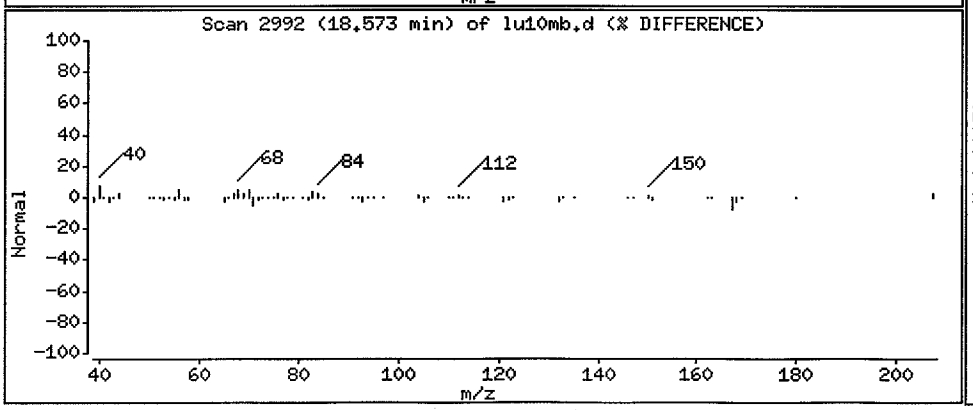

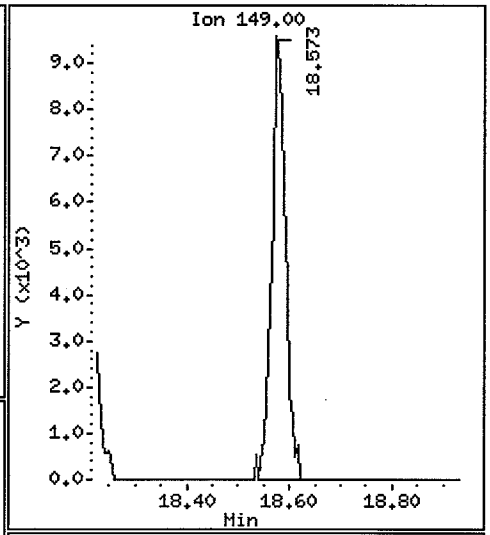

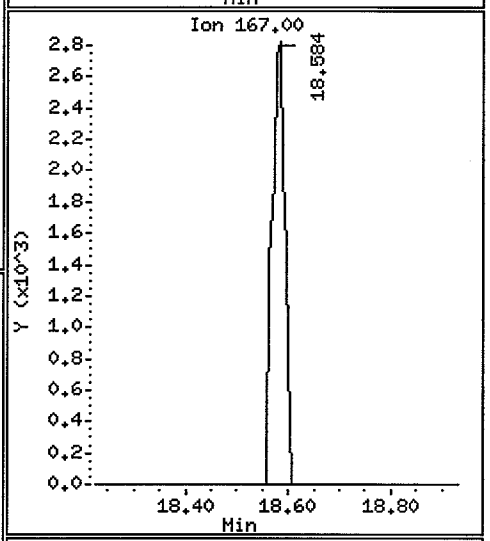

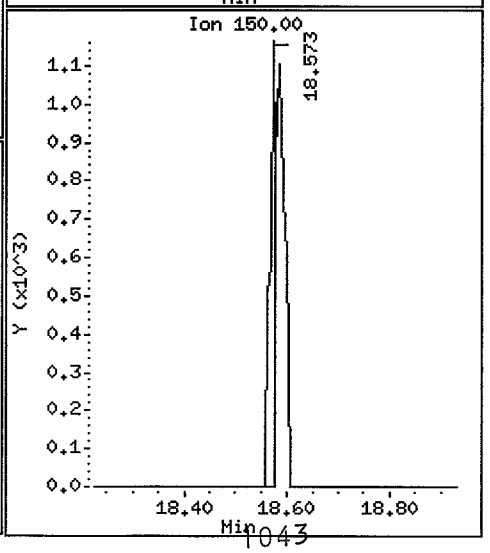

ANALYTICAL RESOURCES INCORPORATED

ORGANICS ANALYSIS DATA SHEET
PSDDA Semivolatiles by SW8270D GC/MS **Sample ID: AN-SS-10-070928**
 MATRIX SPIKE

Lab Sample ID: LR71E
LIMS ID: 07-23292
Matrix: Sediment
Data Release Authorized:
Reported: 01/25/08

QC Report No: LR71-Anchor Environmental, LLC
Project: Kimberly Clark Anacortes
NA
Date Sampled: 09/28/07
Date Received: 09/29/07

Date Extracted: 10/27/07
Date Analyzed: 11/01/07 19:16
Instrument/Analyst: NT4/LJR
GPC Cleanup: Yes

Sample Amount: 50.8 g-dry-wt
Final Extract Volume: 1.0 mL
Dilution Factor: 1.00
Percent Moisture: 22.7%

CAS Number	Analyte	RL	Result
108-95-2	Phenol	20	---
541-73-1	1,3-Dichlorobenzene	20	---
106-46-7	1,4-Dichlorobenzene	20	---
100-51-6	Benzyl Alcohol	20	---
95-50-1	1,2-Dichlorobenzene	20	---
95-48-7	2-Methylphenol	20	---
106-44-5	4-Methylphenol	20	---
67-72-1	Hexachloroethane	20	---
105-67-9	2,4-Dimethylphenol	20	---
65-85-0	Benzoic Acid	200	---
120-82-1	1,2,4-Trichlorobenzene	20	---
91-20-3	Naphthalene	20	---
87-68-3	Hexachlorobutadiene	20	---
91-57-6	2-Methylnaphthalene	20	---
131-11-3	Dimethylphthalate	20	---
208-96-8	Acenaphthylene	20	---
83-32-9	Acenaphthene	20	---
132-64-9	Dibenzofuran	20	---
84-66-2	Diethylphthalate	20	---
86-73-7	Fluorene	20	---
86-30-6	N-Nitrosodiphenylamine	20	---
118-74-1	Hexachlorobenzene	20	---
87-86-5	Pentachlorophenol	98	---
85-01-8	Phenanthrene	20	---
120-12-7	Anthracene	20	---
84-74-2	Di-n-Butylphthalate	20	---
206-44-0	Fluoranthene	20	---
129-00-0	Pyrene	20	---
85-68-7	Butylbenzylphthalate	20	---
56-55-3	Benzo(a)anthracene	20	---
117-81-7	bis(2-Ethylhexyl)phthalate	20	---
218-01-9	Chrysene	20	---
117-84-0	Di-n-Octyl phthalate	20	---
205-99-2	Benzo(b)fluoranthene	20	---
207-08-9	Benzo(k)fluoranthene	20	---
50-32-8	Benzo(a)pyrene	20	---
193-39-5	Indeno(1,2,3-cd)pyrene	20	---
53-70-3	Dibenz(a,h)anthracene	20	---
191-24-2	Benzo(g,h,i)perylene	20	---

ANALYTICAL RESOURCES INCORPORATED

ORGANICS ANALYSIS DATA SHEET
PSDDA Semivolatiles by SW8270D GC/MS

Sample ID: AN-SS-10-070928
MATRIX SPIKE

Lab Sample ID: LR71E
LIMS ID: 07-23292
Matrix: Sediment
Date Analyzed: 11/01/07 19:16

QC Report No: LR71-Anchor Environmental, LLC
Project: Kimberly Clark Anacortes
NA

CAS Number	Analyte	RL	Result
90-12-0	1-Methylnaphthalene	20	---

Reported in µg/kg (ppb)

Semivolatile Surrogate Recovery

d5-Nitrobenzene	56.4%	2-Fluorobiphenyl	58.8%
d14-p-Terphenyl	58.4%	d4-1,2-Dichlorobenzene	52.8%
d5-Phenol	60.5%	2-Fluorophenol	46.9%
2,4,6-Tribromophenol	58.9%	d4-2-Chlorophenol	59.2%

Data File: /chem3/nt4.i/20071101.b/lr71ems2.d
Report Date: 02-Nov-2007 11:40

Analytical Resources, Inc.

Semivolatile Report SW846 Method 8270D

Data file : /chem3/nt4.i/20071101.b/lr71ems2.d
Lab Smp Id: LR71EMSRE
Inj Date : 01-NOV-2007 19:16
Operator : VTS
Smp Info : LR71EMSRE
Misc Info : 07-23292
Comment : 1ul Injection
Method : /chem3/nt4.i/20071101.b/SW846.m
Meth Date : 02-Nov-2007 11:40 jeff
Cal Date : 01-OCT-2007 11:04
Als bottle: 11
Dil Factor: 1.00000
Integrator: HP RTE
Target Version: 3.50

Client Smp ID: AN-SS-10-070928 MS

Inst ID: nt4.i

LJK 11/2/07

Quant Type: ISTD
Cal File: 0801001.d
QC Sample: MS

Compound Sublist: PSDDA.sub

Concentration Formula: Amt * DF * Vt/(Ws * (100 - M)/100) * CpndVariable

Name	Value	Description
DF	1.00000	Dilution Factor
Vt	1000.00000	Volume of final extract (uL)
Ws	65.70000	Weight of sample extracted (g)
M	22.70000	% Moisture

Cpnd Variable — Local Compound Variable

Compounds	QUANT SIG MASS	RT	EXP RT	REL RT	RESPONSE	CONCENTRATIONS ON-COLUMN (ug/mL)	CONCENTRATIONS FINAL (ug/kg)
$ 1 2-Fluorophenol	112	4.853	4.748	(0.711)	252639	17.6018	346.6
$ 2 Phenol-d5	99	6.515	6.489	(0.955)	364414	22.6833	446.6
3 Phenol	94	6.531	6.505	(0.957)	458705	24.0417	473.4 (R)
$ 5 2-Chlorophenol-d4	132	6.541	6.521	(0.958)	264342	22.1822	436.8
4 Bis(2-Chloroethyl)ether	93	6.541	6.532	(0.958)	240562	16.3615	322.2
6 2-Chlorophenol	128	6.563	6.548	(0.962)	203904	14.8447	292.3
7 1,3-Dichlorobenzene	146	6.755	6.746	(0.990)	187509	13.3366	262.6
* 8 1,4-Dichlorobenzene-d4	152	6.825	6.820	(1.000)	169624	20.0000	
9 1,4-Dichlorobenzene	146	6.851	6.842	(1.004)	193207	13.6349	268.5
$ 10 1,2-Dichlorobenzene-d4	152	7.124	7.114	(1.044)	101114	13.1869	259.7
12 1,2-Dichlorobenzene	146	7.145	7.141	(1.047)	185789	13.9990	275.6
11 Benzyl alcohol	108	7.172	7.162	(1.051)	272871	31.3416	617.1 (M)
14 2,2'-oxybis(1-Chloropropane)	45	7.428	7.429	(1.088)	270930	15.1843	299.0
13 2-Methylphenol	108	7.460	7.445	(1.093)	205882	16.3345	321.6
17 Hexachloroethane	117	7.631	7.627	(1.118)	75458	11.7276	230.9

Data File: /chem3/nt4.i/20071101.b/lr71ems2.d
Report Date: 02-Nov-2007 11:40

	Compounds	QUANT SIG MASS	RT	EXP RT	REL RT	RESPONSE	CONCENTRATIONS ON-COLUMN (ug/mL)	CONCENTRATIONS FINAL (ug/kg)
	16 N-Nitroso-di-n-propylamine	70	7.647	7.643	(1.121)	178217	15.3043	301.3
	15 4-Methylphenol	108	7.706	7.686	(1.129)	462251	36.0309	709.5
$	18 Nitrobenzene-d5	82	7.776	7.771	(0.877)	231737	14.1364	278.4
	19 Nitrobenzene	77	7.802	7.803	(0.880)	265074	14.5929	287.3
	20 Isophorone	82	8.208	8.199	(0.925)	450935	15.7343	309.8
	21 2-Nitrophenol	139	8.326	8.322	(0.939)	104663	15.2539	300.4
	22 2,4-Dimethylphenol	107	8.518	8.509	(0.960)	213772	14.7169	289.8
	23 Bis(2-Chloroethoxy)methane	93	8.636	8.637	(0.974)	258607	15.0350	296.0
	24 Benzoic acid	105	8.828	8.813	(0.995)	473966	45.2865	891.7 (M)
	25 2,4-Dichlorophenol	162	8.732	8.722	(0.984)	155306	15.8413	311.9
	26 1,2,4-Trichlorobenzene	180	8.828	8.829	(0.995)	158757	13.6985	269.7
*	27 Naphthalene-d8	136	8.871	8.872	(1.000)	621446	20.0000	
	28 Naphthalene	128	8.903	8.899	(1.004)	589669	15.4557	304.3
	29 4-Chloroaniline	127	9.122	9.086	(1.028)	32983	2.05224	40.41 (RM)
	30 Hexachlorobutadiene	225	9.245	9.246	(1.042)	90047	13.4205	264.3
	31 4-Chloro-3-methylphenol	107	9.955	9.946	(1.122)	173944	14.3679	282.9
	32 2-Methylnaphthalene	141	10.014	10.015	(1.129)	304144	15.6492	308.1
	33 Hexachlorocyclopentadiene	237	10.399	10.405	(0.890)	46172	7.54531	148.6 (R)
	34 2,4,6-Trichlorophenol	196	10.553	10.549	(0.903)	117846	17.4129	342.9
	35 2,4,5-Trichlorophenol	196	10.618	10.608	(0.909)	109213	15.0749	296.8
$	36 2-Fluorobiphenyl	172	10.676	10.677	(0.914)	342671	14.6948	289.3
	37 2-Chloronaphthalene	162	10.772	10.774	(0.922)	333496	15.1114	297.5
	38 2-Nitroaniline	65	11.040	11.035	(0.945)	133682	13.9258	274.2
	39 Dimethylphthalate	163	11.440	11.436	(0.979)	338099	14.0757	277.2
	40 Acenaphthylene	152	11.430	11.431	(0.978)	510516	15.4567	304.3
	41 2,6-Dinitrotoluene	165	11.510	11.511	(0.985)	81616	14.8655	292.7
*	42 Acenaphthene-d10	164	11.686	11.682	(1.000)	337720	20.0000	
	43 3-Nitroaniline	138	11.718	11.709	(1.003)	38795	6.00945	118.3 (R)
	44 Acenaphthene	153	11.734	11.730	(1.004)	312395	14.2479	280.5
	45 2,4-Dinitrophenol	184	11.873	11.869	(1.016)	128521	42.0372	827.7
	46 Dibenzofuran	168	11.990	11.992	(1.026)	444466	15.5645	306.5
	47 4-Nitrophenol	109	12.103	12.088	(1.036)	72719	15.9453	314.0
	48 2,4-Dinitrotoluene	165	12.119	12.120	(1.037)	106412	14.6616	288.7
	50 Diethylphthalate	149	12.583	12.585	(1.077)	366067	15.5336	305.9
	49 Fluorene	166	12.535	12.537	(1.073)	368869	15.1378	298.1
	51 4-Chlorophenyl-phenylether	204	12.599	12.595	(1.078)	171139	14.3199	282.0
	52 4-Nitroaniline	138	12.685	12.681	(1.085)	26067	4.04350	79.62 (R)
	53 4,6-Dinitro-2-methylphenol	198	12.754	12.756	(0.911)	167695	46.5607	916.8
	54 N-Nitrosodiphenylamine	169	12.808	12.809	(0.915)	235725	21.6547	426.4
$	55 2,4,6-Tribromophenol	330	12.957	12.953	(1.109)	64142	22.0629	434.4
	56 4-Bromophenyl-phenylether	248	13.358	13.359	(0.954)	88448	16.0842	316.7
	57 Hexachlorobenzene	284	13.540	13.541	(0.967)	93396	16.3366	321.7
	58 Pentachlorophenol	266	13.855	13.856	(0.990)	59104	17.6929	348.4
*	59 Phenanthrene-d10	188	13.999	14.000	(1.000)	442952	20.0000	
	60 Phenanthrene	178	14.037	14.032	(1.003)	606194	19.8017	389.9
	61 Anthracene	178	14.106	14.102	(1.008)	512557	16.5575	326.0
	62 Carbazole	167	14.421	14.412	(1.030)	437826	16.5301	325.5

	Compounds	QUANT SIG MASS	RT	EXP RT	REL RT	RESPONSE	CONCENTRATIONS ON-COLUMN (ug/mL)	FINAL (ug/kg)
	63 Di-n-butylphthalate	149	15.206	15.197	(1.086)	561567	17.6383	347.3
	64 Fluoranthene	202	15.928	15.923	(1.138)	705640	21.2903	419.2
	65 Pyrene	202	16.264	16.260	(0.892)	670377	18.7375	369.0
$	66 Terphenyl-d14	244	16.643	16.634	(0.913)	301946	14.6193	287.9
	67 Butylbenzylphthalate	149	17.562	17.558	(0.963)	250405	16.6943	328.7
	68 Benzo(a)anthracene	228	18.203	18.199	(0.999)	582669	17.5613	345.8
*	69 Chrysene-d12	240	18.230	18.221	(1.000)	446427	20.0000	
	70 3,3'-Dichlorobenzidine	252	18.284	18.258	(1.003)	7297	0.61935	12.20 (RM)
	71 Chrysene	228	18.267	18.258	(1.002)	589229	18.0540	355.5
	72 bis(2-Ethylhexyl)phthalate	149	18.588	18.578	(0.953)	408621	21.4808	423.0
*	134 Di-n-octylphthalate-d4	153	19.507	19.503	(1.000)	603758	20.0000	
	73 Di-n-octylphthalate	149	19.518	19.513	(1.001)	625094	17.9736	353.9
	74 Benzo(b)fluoranthene	252	19.827	19.818	(0.975)	654603	18.5988	366.2
	75 Benzo(k)fluoranthene	252	19.859	19.850	(0.977)	623784	16.7772	330.4
	76 Benzo(a)pyrene	252	20.255	20.245	(0.996)	512173	16.3401	321.7
*	77 Perylene-d12	264	20.335	20.325	(1.000)	516940	20.0000	
	78 Indeno(1,2,3-cd)pyrene	276	21.676	21.661	(1.066)	584694	16.9710	334.2
	79 Dibenzo(a,h)anthracene	278	21.713	21.693	(1.068)	515949	18.2340	359.0
	80 Benzo(g,h,i)perylene	276	21.959	21.944	(1.080)	336904	10.8565	213.8
	90 N-Nitrosodimethylamine	74	Compound Not Detected.					
	91 Aniline	93	Compound Not Detected.					
	93 Benzidine	184	Compound Not Detected.					
	103 Pyridine	79	Compound Not Detected.					
	105 1-methylnaphthalene	141	10.179	10.181	(1.148)	304426	15.4673	304.6
	111 Azobenzene (1,2-DP-Hydrazine)	77	12.840	12.841	(1.099)	521376	15.9492	314.0

QC Flag Legend

R - Spike/Surrogate failed recovery limits.
M - Compound response manually integrated.

Data File: /chem3/nt4.i/20071101.b/lr71ems2.d
Report Date: 02-Nov-2007 11:40

Analytical Resources, Inc.

INTERNAL STANDARD COMPOUNDS
AREA AND RT SUMMARY

Instrument ID: nt4.i
Lab File ID: lr71ems2.d
Lab Smp Id: LR71EMSRE
Analysis Type: SV
Quant Type: ISTD
Operator: VTS
Method File: /chem3/nt4.i/20071101.b/SW846.m
Misc Info: 07-23292

Calibration Date: 01-NOV-2007
Calibration Time: 14:35
Client Smp ID: AN-SS-10-070928
Level: LOW
Sample Type: Sediment

COMPOUND	STANDARD	AREA LIMIT LOWER	AREA LIMIT UPPER	SAMPLE	%DIFF
8 1,4-Dichlorobenze	145384	72692	290768	169624	16.67
27 Naphthalene-d8	530525	265262	1061050	621446	17.14
42 Acenaphthene-d10	280701	140350	561402	337720	20.31
59 Phenanthrene-d10	391934	195967	783868	442952	13.02
69 Chrysene-d12	354658	177329	709316	446427	25.88
134 Di-n-octylphthala	506314	253157	1012628	603758	19.25
77 Perylene-d12	400782	200391	801564	516940	28.98

COMPOUND	STANDARD	RT LIMIT LOWER	RT LIMIT UPPER	SAMPLE	%DIFF
8 1,4-Dichlorobenze	6.82	6.32	7.32	6.82	0.06
27 Naphthalene-d8	8.87	8.37	9.37	8.87	-0.01
42 Acenaphthene-d10	11.68	11.18	12.18	11.69	0.04
59 Phenanthrene-d10	14.00	13.50	14.50	14.00	-0.01
69 Chrysene-d12	18.22	17.72	18.72	18.23	0.05
134 Di-n-octylphthala	19.50	19.00	20.00	19.51	0.02
77 Perylene-d12	20.33	19.83	20.83	20.33	0.05

AREA UPPER LIMIT = +100% of internal standard area.
AREA LOWER LIMIT = - 50% of internal standard area.
RT UPPER LIMIT = + 0.50 minutes of internal standard RT.
RT LOWER LIMIT = - 0.50 minutes of internal standard RT.

Analytical Resources, Inc.

RECOVERY REPORT

Client Name: Anchor
Sample Matrix: SOLID
Lab Smp Id: LR71EMSRE
Level: LOW
Data Type: MS DATA
SpikeList File: PSDDALCS.spk
Sublist File: PSDDA.sub
Method File: /chem3/nt4.i/20071101.b/SW846.m
Misc Info: 07-23292

Client SDG: LR71
Fraction: SV
Client Smp ID: AN-SS-10-070928 MS
Operator: VTS
SampleType: MS
Quant Type: ISTD

	SPIKE COMPOUND	CONC ADDED ug/kg	CONC RECOVERED ug/kg	% RECOVERED	LIMITS
3	Phenol	492.3	473.4	96.17*	45-89
4	Bis(2-Chloroethyl)	492.3	322.2	65.45	42-82
6	2-Chlorophenol	492.3	292.3	59.38	46-80
7	1,3-Dichlorobenzen	492.3	262.6	53.35	45-76
9	1,4-Dichlorobenzen	492.3	268.5	54.54	45-76
11	Benzyl alcohol	984.5	617.1	62.68	36-79
12	1,2-Dichlorobenzen	492.3	275.6	56.00	44-78
13	2-Methylphenol	492.3	321.6	65.34	47-82
14	2,2'-oxybis(1-Chlo	492.3	299.0	60.74	36-96
15	4-Methylphenol	984.5	709.5	72.06	47-86
16	N-Nitroso-di-n-pro	492.3	301.3	61.22	42-84
17	Hexachloroethane	492.3	230.9	46.91	40-77
19	Nitrobenzene	492.3	287.3	58.37	35-94
20	Isophorone	492.3	309.8	62.94	50-86
21	2-Nitrophenol	492.3	300.4	61.02	46-84
22	2,4-Dimethylphenol	492.3	289.8	58.87	30-76
23	Bis(2-Chloroethoxy	492.3	296.0	60.14	48-81
24	Benzoic acid	1477	891.7	60.38	39-103
25	2,4-Dichlorophenol	492.3	311.9	63.37	50-85
26	1,2,4-Trichloroben	492.3	269.7	54.79	45-81
28	Naphthalene	492.3	304.3	61.82	46-80
29	4-Chloroaniline	1181	40.41	3.42*	15-79
30	Hexachlorobutadien	492.3	264.3	53.68	44-79
31	4-Chloro-3-methylp	492.3	282.9	57.47	50-89
32	2-Methylnaphthalen	492.3	308.1	62.60	49-81
33	Hexachlorocyclopen	1477	148.6	10.06*	17-98
34	2,4,6-Trichlorophe	492.3	342.9	69.65	48-89
35	2,4,5-Trichlorophe	492.3	296.8	60.30	47-91
37	2-Chloronaphthalen	492.3	297.5	60.45	50-83
38	2-Nitroaniline	492.3	274.2	55.70	45-96
39	Dimethylphthalate	492.3	277.2	56.30	53-87
40	Acenaphthylene	492.3	304.3	61.83	51-84
41	2,6-Dinitrotoluene	492.3	292.7	59.46	49-95

	SPIKE COMPOUND	CONC ADDED ug/kg	CONC RECOVERED ug/kg	% RECOVERED	LIMITS
43	3-Nitroaniline	1260	118.3	9.39*	36-92
44	Acenaphthene	492.3	280.5	56.99	51-83
45	2,4-Dinitrophenol	1477	827.7	56.05	10-191
46	Dibenzofuran	492.3	306.5	62.26	50-86
47	4-Nitrophenol	492.3	314.0	63.78	44-98
48	2,4-Dinitrotoluene	492.3	288.7	58.65	50-98
49	Fluorene	492.3	298.1	60.55	52-86
50	Diethylphthalate	492.3	305.9	62.13	55-89
51	4-Chlorophenyl-phe	492.3	282.0	57.28	51-85
52	4-Nitroaniline	492.3	79.62	16.17*	30-87
53	4,6-Dinitro-2-meth	1477	916.8	62.08	10-136
54	N-Nitrosodiphenyla	492.3	426.4	86.62	28-158
56	4-Bromophenyl-phen	492.3	316.7	64.34	50-90
57	Hexachlorobenzene	492.3	321.7	65.35	49-91
58	Pentachlorophenol	492.3	348.4	70.77	40-100
60	Phenanthrene	492.3	389.9	79.21	51-91
61	Anthracene	492.3	326.0	66.23	51-86
62	Carbazole	492.3	325.5	66.12	51-89
63	Di-n-butylphthalat	492.3	347.3	70.55	58-95
64	Fluoranthene	492.3	419.2	85.16	54-94
65	Pyrene	492.3	369.0	74.95	46-100
67	Butylbenzylphthala	492.3	328.7	66.78	51-99
68	Benzo(a)anthracene	492.3	345.8	70.25	52-90
70	3,3'-Dichlorobenzi	1260	12.20	0.97*	10-86
71	Chrysene	492.3	355.5	72.22	51-93
72	bis(2-Ethylhexyl)p	492.3	423.0	85.92	36-111
73	Di-n-octylphthalat	492.3	353.9	71.89	29-108
74	Benzo(b)fluoranthe	492.3	366.2	74.40	54-102
75	Benzo(k)fluoranthe	492.3	330.4	67.11	45-107
76	Benzo(a)pyrene	492.3	321.7	65.36	52-95
78	Indeno(1,2,3-cd)py	492.3	334.2	67.88	34-105
79	Dibenzo(a,h)anthra	492.3	359.0	72.94	36-112
80	Benzo(g,h,i)peryle	492.3	213.8	43.43	25-116

OK

	SURROGATE COMPOUND	CONC ADDED ug/kg	CONC RECOVERED ug/kg	% RECOVERED	LIMITS
$ 1	2-Fluorophenol	738.4	346.6	46.94	11-84
$ 2	Phenol-d5	738.4	446.6	60.49	25-86
$ 5	2-Chlorophenol-d4	738.4	436.8	59.15	23-91
$ 10	1,2-Dichlorobenzen	492.3	259.7	52.75	24-90
$ 18	Nitrobenzene-d5	492.3	278.4	56.55	26-88
$ 36	2-Fluorobiphenyl	492.3	289.3	58.78	34-91
$ 55	2,4,6-Tribromophen	738.4	434.4	58.83	25-107

SURROGATE COMPOUND	CONC ADDED ug/kg	CONC RECOVERED ug/kg	% RECOVERED	LIMITS
$ 66 Terphenyl-d14	492.3	287.9	58.48	22-100

Data File: /chem3/nt4.i/20071101.b/lr71ems2.d
Date : 01-NOV-2007 19:16
Client ID: AN-SS-10-070928 MS
Sample Info: LR71EMSRE
Volume Injected (uL): 1.0
Column phase: ZB-5

Instrument: nt4.i

Operator: VTS
Column diameter: 0.32

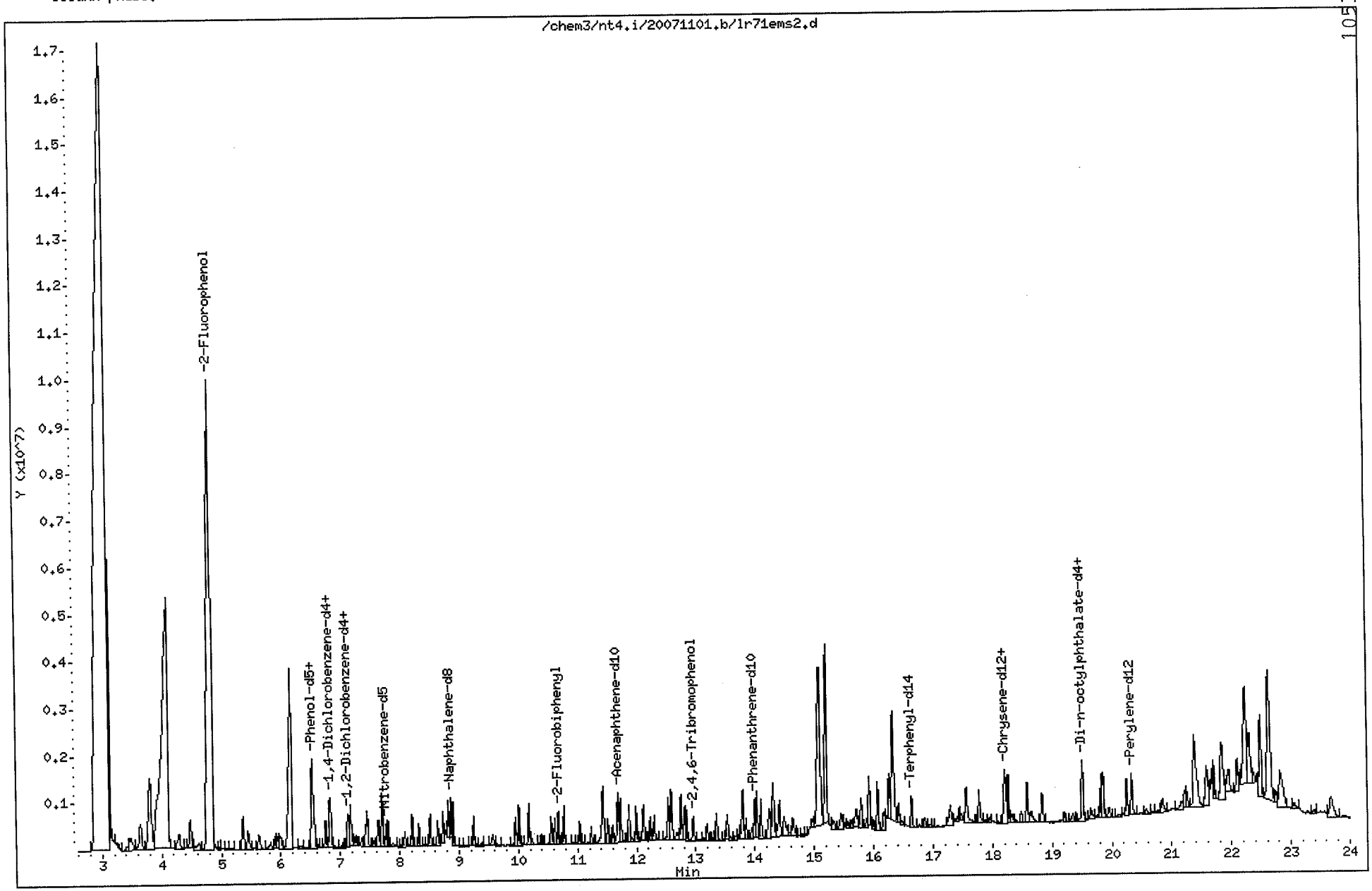

LR71EMSRE, /chem3/nt4.i/20071101.b/lr71ems2.d
Benzyl alcohol Amount: 31.34

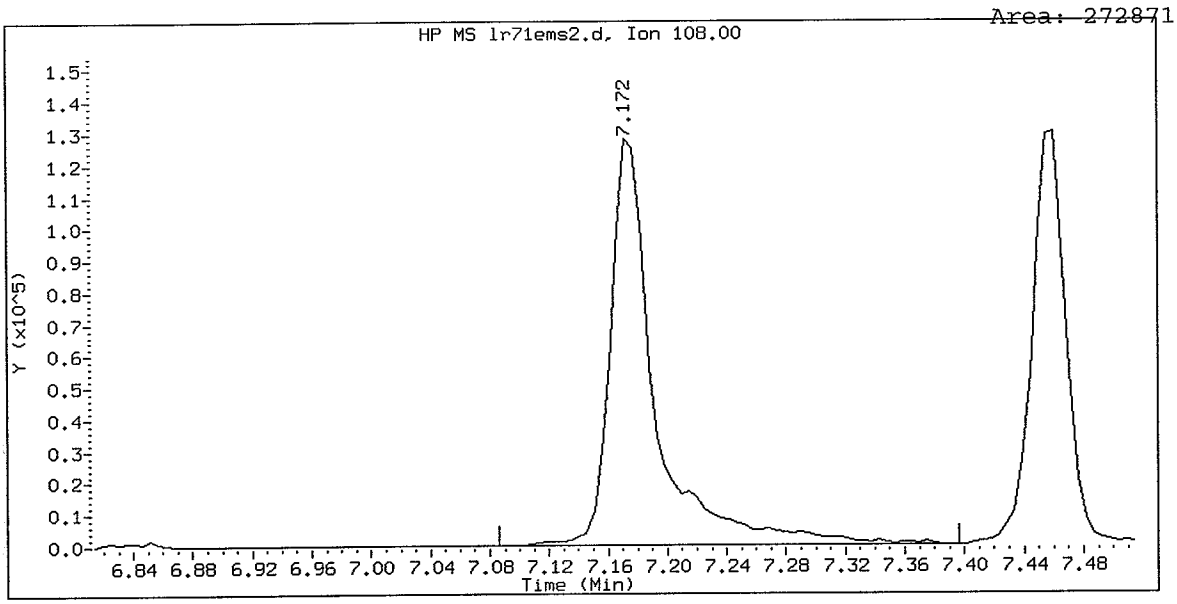

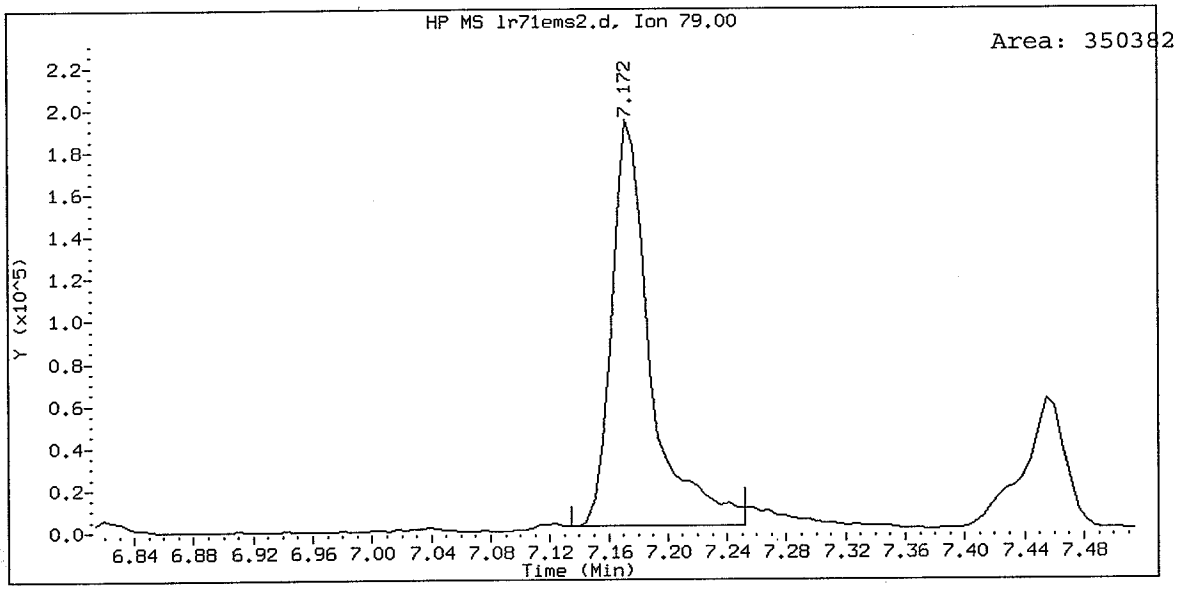

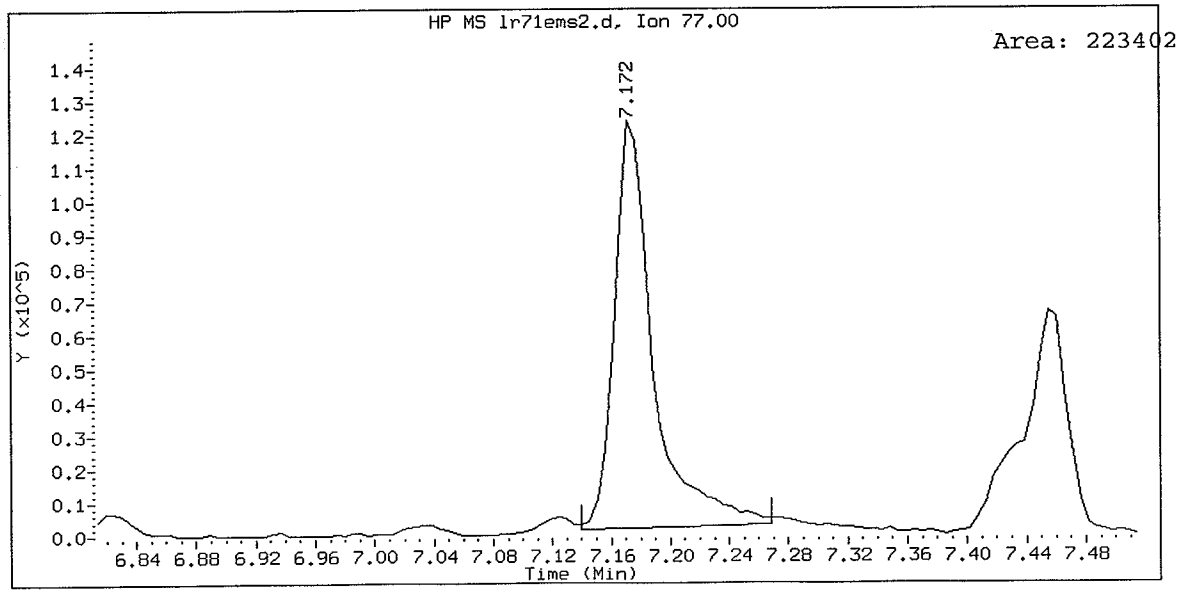

LR71EMSRE, /chem3/nt4.i/20071101.b/lr71ems2.d
Benzoic acid Amount: 45.29

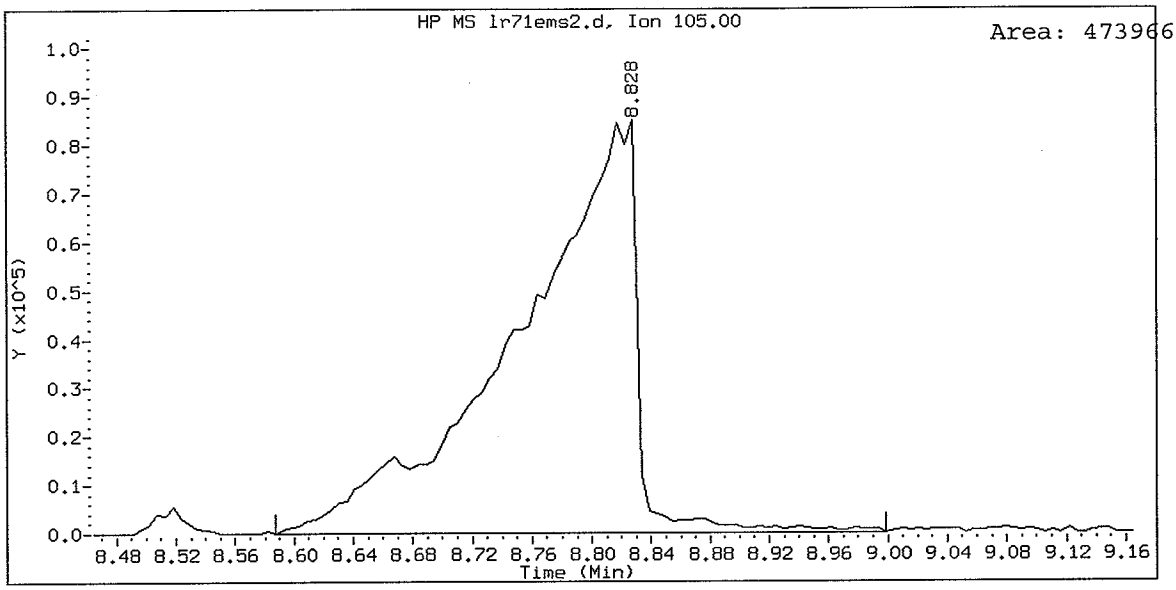

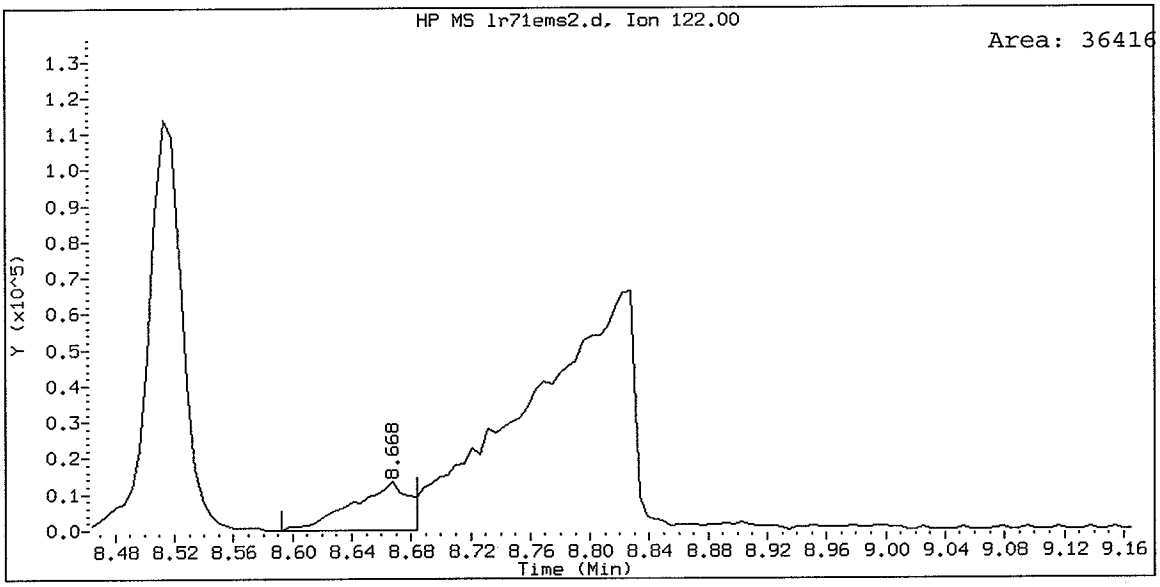

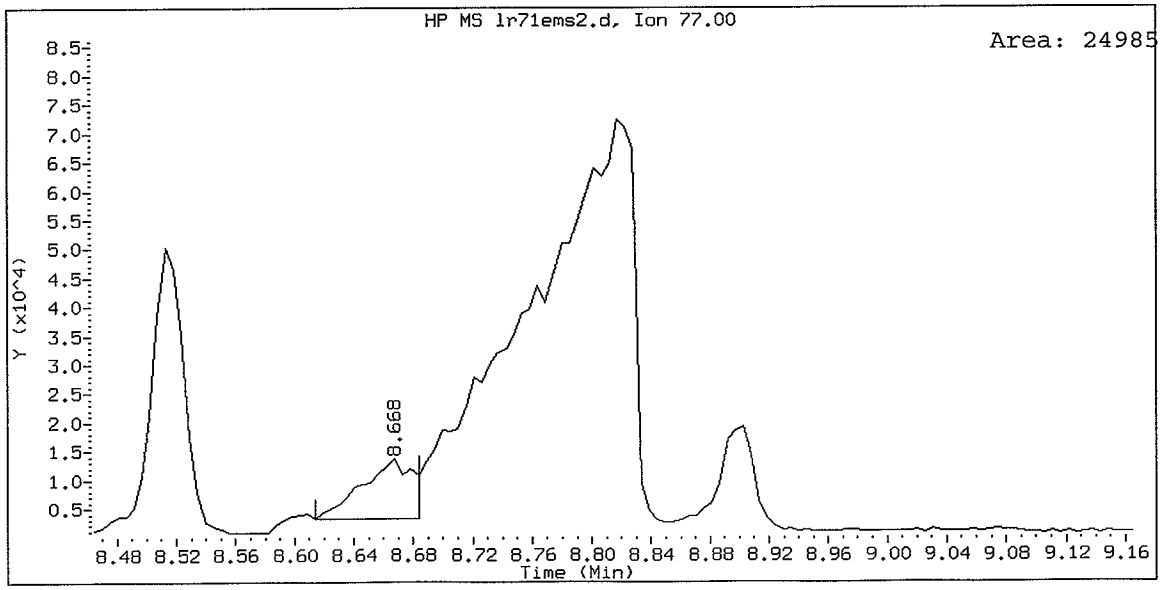

LR71EMSRE, /chem3/nt4.i/20071101.b/lr71ems2.d
4-Chloroaniline Amount: 2.05

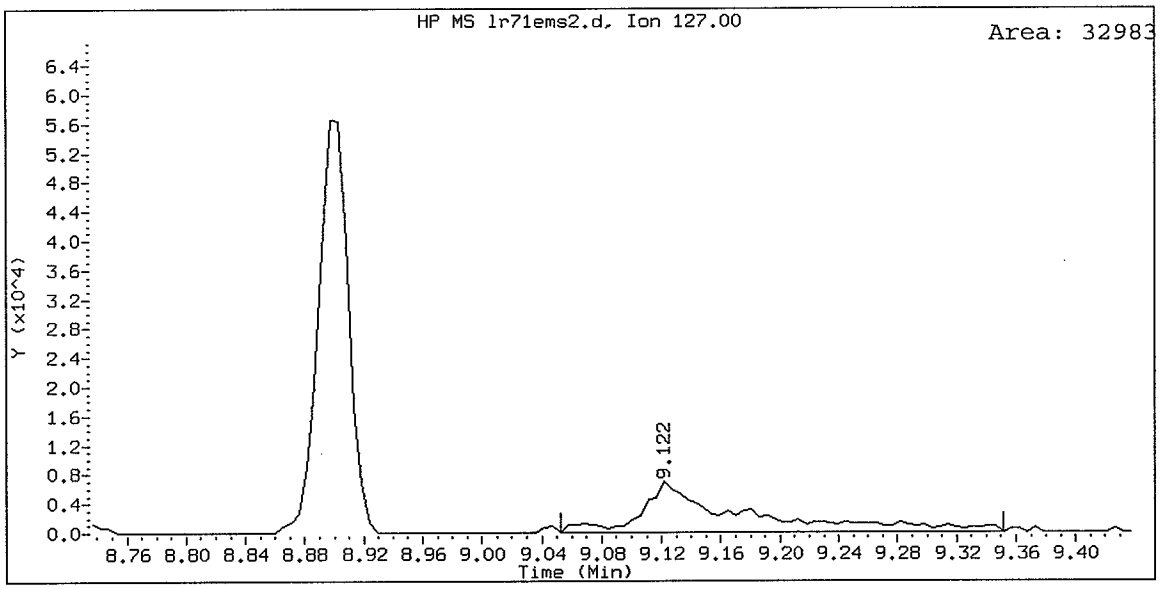

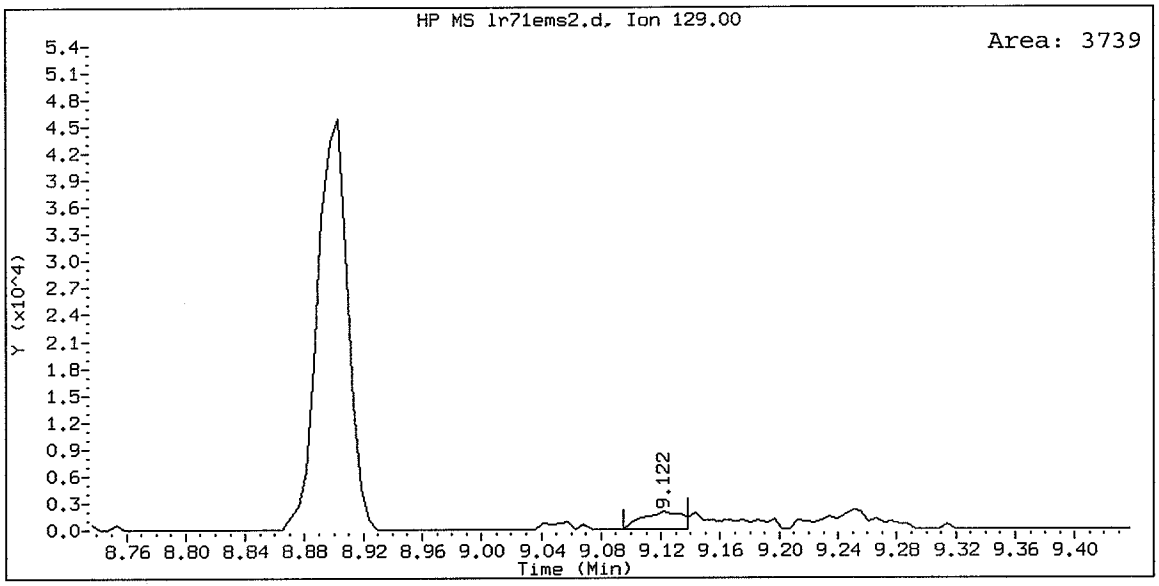

LR71EMSRE, /chem3/nt4.i/20071101.b/lr71ems2.d
3,3'-Dichlorobenzidine Amount: 0.62

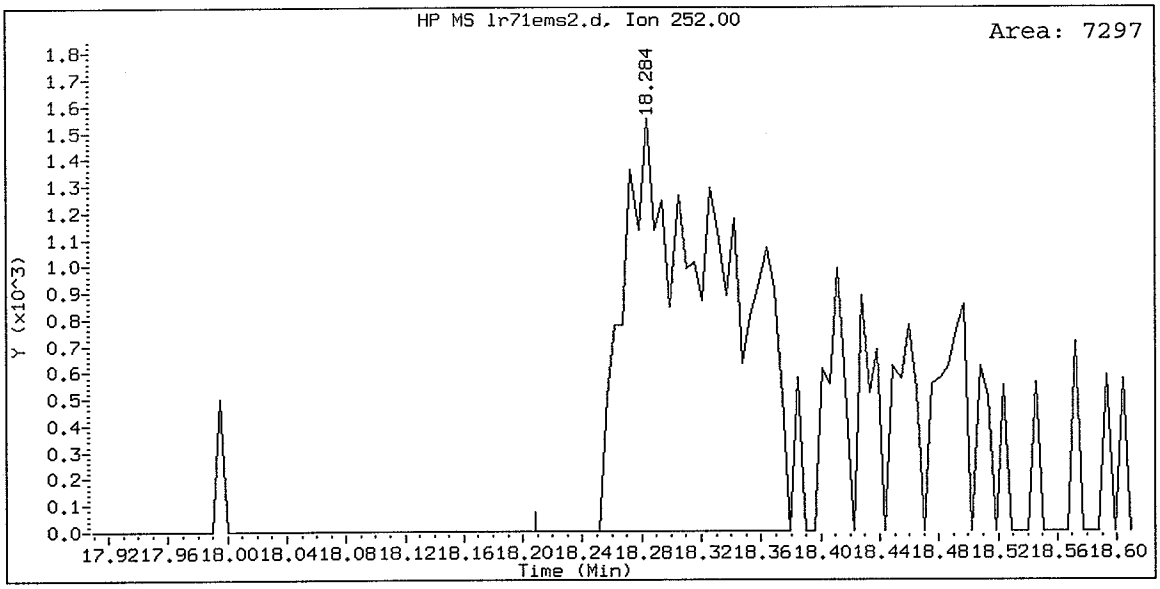

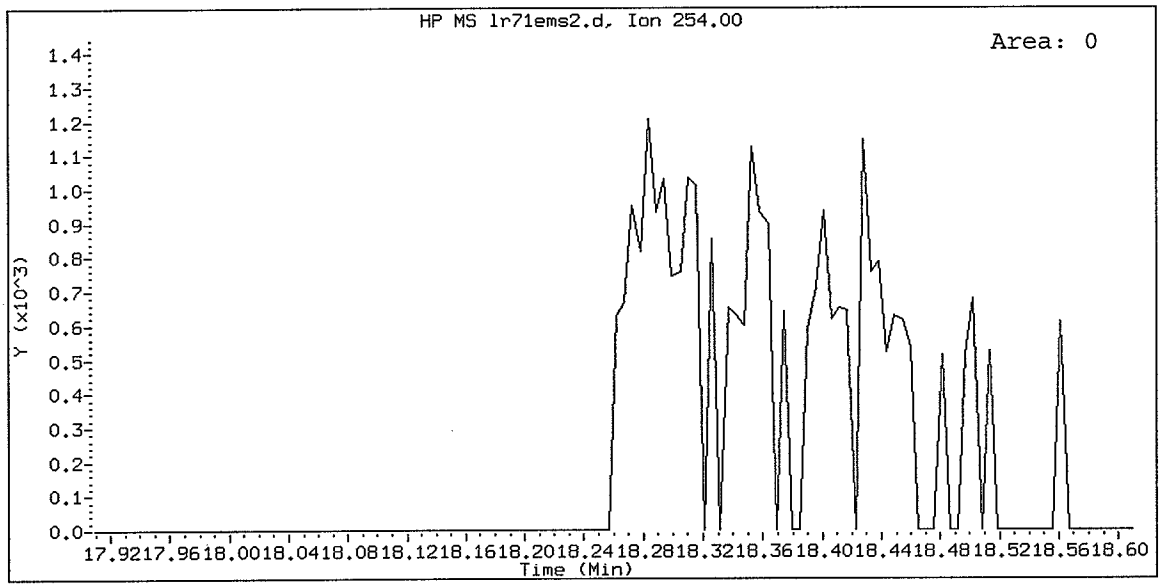

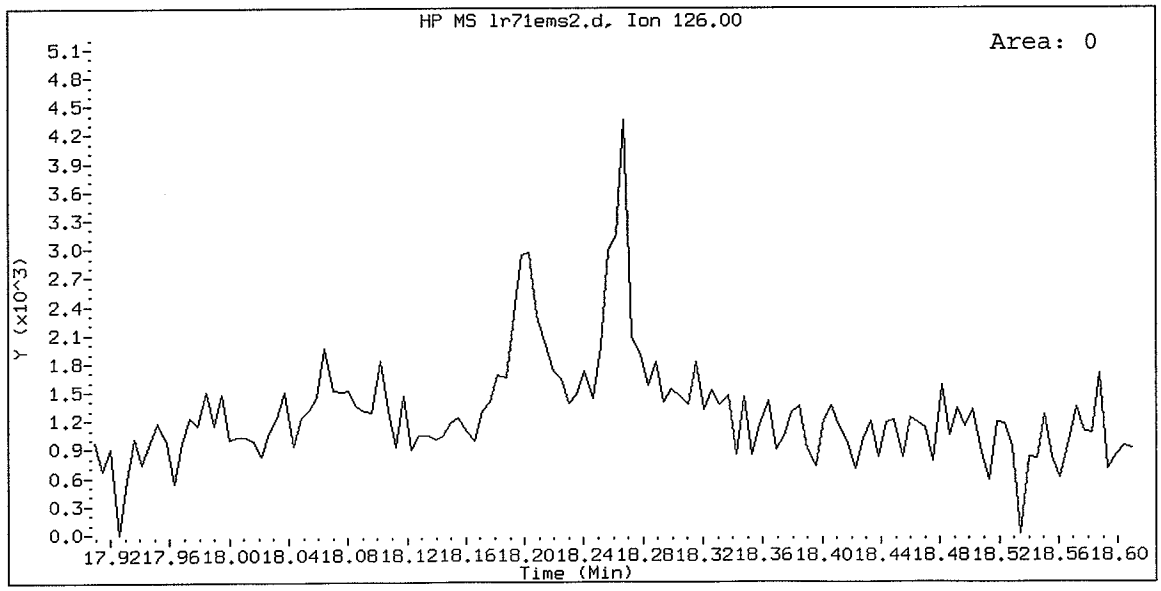

ANALYTICAL RESOURCES INCORPORATED

ORGANICS ANALYSIS DATA SHEET
PSDDA Semivolatiles by SW8270D GC/MS

Sample ID: AN-SS-10-070928
MATRIX SPIKE DUPLICATE

Lab Sample ID: LR71E
LIMS ID: 07-23292
Matrix: Sediment
Data Release Authorized:
Reported: 01/25/08

QC Report No: LR71-Anchor Environmental, LLC
Project: Kimberly Clark Anacortes
NA
Date Sampled: 09/28/07
Date Received: 09/29/07

Date Extracted: 10/27/07
Date Analyzed: 11/01/07 19:47
Instrument/Analyst: NT4/LJR
GPC Cleanup: Yes

Sample Amount: 50.9 g-dry-wt
Final Extract Volume: 1.0 mL
Dilution Factor: 1.00
Percent Moisture: 22.7%

CAS Number	Analyte	RL	Result
108-95-2	Phenol	20	---
541-73-1	1,3-Dichlorobenzene	20	---
106-46-7	1,4-Dichlorobenzene	20	---
100-51-6	Benzyl Alcohol	20	---
95-50-1	1,2-Dichlorobenzene	20	---
95-48-7	2-Methylphenol	20	---
106-44-5	4-Methylphenol	20	---
67-72-1	Hexachloroethane	20	---
105-67-9	2,4-Dimethylphenol	20	---
65-85-0	Benzoic Acid	200	---
120-82-1	1,2,4-Trichlorobenzene	20	---
91-20-3	Naphthalene	20	---
87-68-3	Hexachlorobutadiene	20	---
91-57-6	2-Methylnaphthalene	20	---
131-11-3	Dimethylphthalate	20	---
208-96-8	Acenaphthylene	20	---
83-32-9	Acenaphthene	20	---
132-64-9	Dibenzofuran	20	---
84-66-2	Diethylphthalate	20	---
86-73-7	Fluorene	20	---
86-30-6	N-Nitrosodiphenylamine	20	---
118-74-1	Hexachlorobenzene	20	---
87-86-5	Pentachlorophenol	98	---
85-01-8	Phenanthrene	20	---
120-12-7	Anthracene	20	---
84-74-2	Di-n-Butylphthalate	20	---
206-44-0	Fluoranthene	20	---
129-00-0	Pyrene	20	---
85-68-7	Butylbenzylphthalate	20	---
56-55-3	Benzo(a)anthracene	20	---
117-81-7	bis(2-Ethylhexyl)phthalate	20	---
218-01-9	Chrysene	20	---
117-84-0	Di-n-Octyl phthalate	20	---
205-99-2	Benzo(b)fluoranthene	20	---
207-08-9	Benzo(k)fluoranthene	20	---
50-32-8	Benzo(a)pyrene	20	---
193-39-5	Indeno(1,2,3-cd)pyrene	20	---
53-70-3	Dibenz(a,h)anthracene	20	---
191-24-2	Benzo(g,h,i)perylene	20	---

ANALYTICAL RESOURCES INCORPORATED

ORGANICS ANALYSIS DATA SHEET
PSDDA Semivolatiles by SW8270D GC/MS **Sample ID: AN-SS-10-070928**
Page 2 of 2 **MATRIX SPIKE DUPLICATE**

Lab Sample ID: LR71E QC Report No: LR71-Anchor Environmental, LLC
LIMS ID: 07-23292 Project: Kimberly Clark Anacortes
Matrix: Sediment NA
Date Analyzed: 11/01/07 19:47

CAS Number	Analyte	RL	Result
90-12-0	1-Methylnaphthalene	20	---

Reported in µg/kg (ppb)

Semivolatile Surrogate Recovery

d5-Nitrobenzene	60.8%	2-Fluorobiphenyl	63.2%
d14-p-Terphenyl	61.6%	d4-1,2-Dichlorobenzene	58.0%
d5-Phenol	64.0%	2-Fluorophenol	49.6%
2,4,6-Tribromophenol	63.2%	d4-2-Chlorophenol	63.2%

Analytical Resources, Inc.

Semivolatile Report SW846 Method 8270D

Data file : /chem3/nt4.i/20071101.b/lr71emd2.d
Lab Smp Id: LR71EMSDRE Client Smp ID: AN-SS-10-070928 MSD
Inj Date : 01-NOV-2007 19:47
Operator : VTS Inst ID: nt4.i
Smp Info : LR71EMSDRE
Misc Info : 07-23292
Comment : 1ul Injection
Method : /chem3/nt4.i/20071101.b/SW846.m
Meth Date : 02-Nov-2007 11:40 jeff Quant Type: ISTD
Cal Date : 01-OCT-2007 11:04 Cal File: 0801001.d
Als bottle: 12 QC Sample: MSD
Dil Factor: 1.00000
Integrator: HP RTE Compound Sublist: PSDDA.sub
Target Version: 3.50

LJK 19/2/07

Concentration Formula: Amt * DF * Vt/(Ws * (100 - M)/100) * CpndVariable

Name	Value	Description
DF	1.00000	Dilution Factor
Vt	1000.00000	Volume of final extract (uL)
Ws	65.80000	Weight of sample extracted (g)
M	22.70000	% Moisture

Cpnd Variable Local Compound Variable

	Compounds	QUANT SIG MASS	RT	EXP RT	REL RT	RESPONSE	CONCENTRATIONS ON-COLUMN (ug/mL)	CONCENTRATIONS FINAL (ug/kg)
$	1 2-Fluorophenol	112	4.846	4.748	(0.710)	231167	18.5746	365.2
$	2 Phenol-d5	99	6.512	6.489	(0.955)	334541	24.0158	472.2
	3 Phenol	94	6.528	6.505	(0.957)	406748	24.5863	483.4 (R)
$	5 2-Chlorophenol-d4	132	6.539	6.521	(0.958)	244679	23.6794	465.5
	4 Bis(2-Chloroethyl)ether	93	6.539	6.532	(0.958)	218324	17.1251	336.7
	6 2-Chlorophenol	128	6.566	6.548	(0.962)	191433	16.0731	316.0
	7 1,3-Dichlorobenzene	146	6.753	6.746	(0.990)	175381	14.3861	282.8
*	8 1,4-Dichlorobenzene-d4	152	6.822	6.820	(1.000)	147079	20.0000	
	9 1,4-Dichlorobenzene	146	6.849	6.842	(1.004)	176675	14.3794	282.7
$	10 1,2-Dichlorobenzene-d4	152	7.121	7.114	(1.044)	96284	14.4818	284.7
	12 1,2-Dichlorobenzene	146	7.143	7.141	(1.047)	171358	14.8907	292.8
	11 Benzyl alcohol	108	7.169	7.162	(1.051)	249551	33.0567	649.9 (M)
	14 2,2'-oxybis(1-Chloropropane)	45	7.426	7.429	(1.088)	251271	16.2412	319.3
	13 2-Methylphenol	108	7.458	7.445	(1.093)	191242	17.4988	344.0
	17 Hexachloroethane	117	7.629	7.627	(1.118)	69728	12.4982	245.7

Data File: /chem3/nt4.i/20071101.b/lr71emd2.d
Report Date: 02-Nov-2007 11:40

	Compounds	QUANT SIG MASS	RT	EXP RT	REL RT	RESPONSE	CONCENTRATIONS ON-COLUMN (ug/mL)	CONCENTRATIONS FINAL (ug/kg)
	16 N-Nitroso-di-n-propylamine	70	7.650	7.643	(1.121)	167958	16.6342	327.0
	15 4-Methylphenol	108	7.704	7.686	(1.129)	412994	37.1259	729.9
$	18 Nitrobenzene-d5	82	7.773	7.771	(0.876)	218246	15.2272	299.4
	19 Nitrobenzene	77	7.805	7.803	(0.880)	247274	15.5697	306.1
	20 Isophorone	82	8.211	8.199	(0.926)	417148	16.6476	327.3
	21 2-Nitrophenol	139	8.323	8.322	(0.939)	96653	16.1113	316.8
	22 2,4-Dimethylphenol	107	8.516	8.509	(0.960)	198229	15.6085	306.9
	23 Bis(2-Chloroethoxy)methane	93	8.633	8.637	(0.973)	240092	15.9650	313.9
	24 Benzoic acid	105	8.815	8.813	(0.994)	455083	49.7326	977.8 (M)
	25 2,4-Dichlorophenol	162	8.729	8.722	(0.984)	146262	17.0633	335.5
	26 1,2,4-Trichlorobenzene	180	8.825	8.829	(0.995)	150124	14.8156	291.3
*	27 Naphthalene-d8	136	8.868	8.872	(1.000)	543344	20.0000	
	28 Naphthalene	128	8.900	8.899	(1.004)	543011	16.2786	320.0
	29 4-Chloroaniline	127	9.125	9.086	(1.029)	34255	2.43776	47.93 (RM)
	30 Hexachlorobutadiene	225	9.247	9.246	(1.043)	84138	14.3424	282.0
	31 4-Chloro-3-methylphenol	107	9.953	9.946	(1.122)	163271	15.4249	303.3
	32 2-Methylnaphthalene	141	10.017	10.015	(1.129)	282876	16.6470	327.3
	33 Hexachlorocyclopentadiene	237	10.401	10.405	(0.890)	49535	9.43651	185.5 (R)
	34 2,4,6-Trichlorophenol	196	10.556	10.549	(0.904)	105045	18.0939	355.7
	35 2,4,5-Trichlorophenol	196	10.615	10.608	(0.909)	99067	15.9408	313.4
$	36 2-Fluorobiphenyl	172	10.674	10.677	(0.914)	316046	15.7993	310.6
	37 2-Chloronaphthalene	162	10.775	10.774	(0.922)	311133	16.4346	323.1
	38 2-Nitroaniline	65	11.037	11.035	(0.945)	120495	14.6324	287.7
	39 Dimethylphthalate	163	11.438	11.436	(0.979)	313674	15.2231	299.3
	40 Acenaphthylene	152	11.432	11.431	(0.978)	444668	15.6943	308.6
	41 2,6-Dinitrotoluene	165	11.512	11.511	(0.985)	74677	15.8559	311.7
*	42 Acenaphthene-d10	164	11.683	11.682	(1.000)	289705	20.0000	
	43 3-Nitroaniline	138	11.716	11.709	(1.003)	40279	7.27342	143.0 (RM)
	44 Acenaphthene	153	11.732	11.730	(1.004)	288072	15.3161	301.1
	45 2,4-Dinitrophenol	184	11.870	11.869	(1.016)	124726	47.5574	935.0
	46 Dibenzofuran	168	11.993	11.992	(1.027)	408148	16.6616	327.6
	47 4-Nitrophenol	109	12.100	12.088	(1.036)	65022	16.6205	326.8
	48 2,4-Dinitrotoluene	165	12.116	12.120	(1.037)	99356	15.9583	313.7
	50 Diethylphthalate	149	12.581	12.585	(1.077)	323435	15.9993	314.6
	49 Fluorene	166	12.538	12.537	(1.073)	337492	16.1456	317.4
	51 4-Chlorophenyl-phenylether	204	12.597	12.595	(1.078)	160465	15.6520	307.7
	52 4-Nitroaniline	138	12.688	12.681	(1.086)	25940	4.69069	92.22 (R)
	53 4,6-Dinitro-2-methylphenol	198	12.757	12.756	(0.911)	163881	51.3058	1009
	54 N-Nitrosodiphenylamine	169	12.811	12.809	(0.915)	219859	22.7735	447.7
$	55 2,4,6-Tribromophenol	330	12.960	12.953	(1.109)	59090	23.6938	465.8
	56 4-Bromophenyl-phenylether	248	13.356	13.359	(0.954)	81581	16.7278	328.9
	57 Hexachlorobenzene	284	13.543	13.541	(0.967)	86672	17.0943	336.1
	58 Pentachlorophenol	266	13.858	13.856	(0.990)	57756	19.4948	383.3
*	59 Phenanthrene-d10	188	14.002	14.000	(1.000)	392842	20.0000	
	60 Phenanthrene	178	14.034	14.032	(1.002)	544491	20.0549	394.3
	61 Anthracene	178	14.103	14.102	(1.007)	459681	16.7436	329.2
	62 Carbazole	167	14.419	14.412	(1.030)	427127	18.1832	357.5

	Compounds	QUANT SIG MASS	RT	EXP RT	REL RT	RESPONSE	CONCENTRATIONS ON-COLUMN (ug/mL)	FINAL (ug/kg)
	63 Di-n-butylphthalate	149	15.204	15.197	(1.086)	551310	19.5250	383.9
	64 Fluoranthene	202	15.930	15.923	(1.138)	637495	21.6877	426.4
	65 Pyrene	202	16.267	16.260	(0.892)	624997	18.5443	364.6
$	66 Terphenyl-d14	244	16.646	16.634	(0.913)	300294	15.4341	303.4
	67 Butylbenzylphthalate	149	17.565	17.558	(0.964)	250450	17.7249	348.5
	68 Benzo(a)anthracene	228	18.206	18.199	(0.999)	545758	17.4611	343.3
*	69 Chrysene-d12	240	18.228	18.221	(1.000)	420545	20.0000	
	70 3,3'-Dichlorobenzidine	252	18.281	18.258	(1.003)	7477	0.67369	13.25 (RM)
	71 Chrysene	228	18.265	18.258	(1.002)	553459	18.0017	353.9
	72 bis(2-Ethylhexyl)phthalate	149	18.585	18.578	(0.953)	354629	20.1041	395.3
*	134 Di-n-octylphthalate-d4	153	19.504	19.503	(1.000)	559864	20.0000	
	73 Di-n-octylphthalate	149	19.515	19.513	(1.001)	616958	19.1305	376.1
	74 Benzo(b)fluoranthene	252	19.825	19.818	(0.975)	586383	18.8414	370.4
	75 Benzo(k)fluoranthene	252	19.857	19.850	(0.976)	586436	17.8373	350.7
	76 Benzo(a)pyrene	252	20.252	20.245	(0.996)	466205	16.8205	330.7
*	77 Perylene-d12	264	20.338	20.325	(1.000)	457106	20.0000	
	78 Indeno(1,2,3-cd)pyrene	276	21.679	21.661	(1.066)	522221	17.1418	337.0
	79 Dibenzo(a,h)anthracene	278	21.705	21.693	(1.067)	462334	18.4780	363.3
	80 Benzo(g,h,i)perylene	276	21.956	21.944	(1.080)	296583	10.8082	212.5
	90 N-Nitrosodimethylamine	74	Compound Not Detected.					
	91 Aniline	93	Compound Not Detected.					
	93 Benzidine	184	Compound Not Detected.					
	103 Pyridine	79	Compound Not Detected.					
	105 1-methylnaphthalene	141	10.177	10.181	(1.148)	288678	16.7755	329.8
	111 Azobenzene (1,2-DP-Hydrazine)	77	12.837	12.841	(1.099)	492369	17.5582	345.2

QC Flag Legend

R - Spike/Surrogate failed recovery limits.
M - Compound response manually integrated.

Analytical Resources, Inc.

INTERNAL STANDARD COMPOUNDS
AREA AND RT SUMMARY

Instrument ID: nt4.i
Lab File ID: lr71emd2.d
Lab Smp Id: LR71EMSDRE
Analysis Type: SV
Quant Type: ISTD
Operator: VTS
Method File: /chem3/nt4.i/20071101.b/SW846.m
Misc Info: 07-23292

Calibration Date: 01-NOV-2007
Calibration Time: 14:35
Client Smp ID: AN-SS-10-070928
Level: LOW
Sample Type: Sediment

		AREA LIMIT			
COMPOUND	STANDARD	LOWER	UPPER	SAMPLE	%DIFF
8 1,4-Dichlorobenze	145384	72692	290768	147079	1.17
27 Naphthalene-d8	530525	265262	1061050	543344	2.42
42 Acenaphthene-d10	280701	140350	561402	289705	3.21
59 Phenanthrene-d10	391934	195967	783868	392842	0.23
69 Chrysene-d12	354658	177329	709316	420545	18.58
134 Di-n-octylphthala	506314	253157	1012628	559864	10.58
77 Perylene-d12	400782	200391	801564	457106	14.05

		RT LIMIT			
COMPOUND	STANDARD	LOWER	UPPER	SAMPLE	%DIFF
8 1,4-Dichlorobenze	6.82	6.32	7.32	6.82	0.02
27 Naphthalene-d8	8.87	8.37	9.37	8.87	-0.04
42 Acenaphthene-d10	11.68	11.18	12.18	11.68	0.01
59 Phenanthrene-d10	14.00	13.50	14.50	14.00	0.01
69 Chrysene-d12	18.22	17.72	18.72	18.23	0.04
134 Di-n-octylphthala	19.50	19.00	20.00	19.50	0.01
77 Perylene-d12	20.33	19.83	20.83	20.34	0.06

AREA UPPER LIMIT = +100% of internal standard area.
AREA LOWER LIMIT = - 50% of internal standard area.
RT UPPER LIMIT = + 0.50 minutes of internal standard RT.
RT LOWER LIMIT = - 0.50 minutes of internal standard RT.

Data File: /chem3/nt4.i/20071101.b/lr71emd2.d
Report Date: 02-Nov-2007 11:40

Analytical Resources, Inc.

RECOVERY REPORT

Client Name: Anchor
Sample Matrix: SOLID
Lab Smp Id: LR71EMSDRE
Level: LOW
Data Type: MS DATA
SpikeList File: PSDDALCS.spk
Sublist File: PSDDA.sub
Method File: /chem3/nt4.i/20071101.b/SW846.m
Misc Info: 07-23292

Client SDG: LR71
Fraction: SV
Client Smp ID: AN-SS-10-070928 MSD
Operator: VTS
SampleType: MSD
Quant Type: ISTD

	SPIKE COMPOUND	CONC ADDED ug/kg	CONC RECOVERED ug/kg	% RECOVERED	LIMITS
3	Phenol	491.5	483.4	98.36*	45-89
4	Bis(2-Chloroethyl)	491.5	336.7	68.50	42-82
6	2-Chlorophenol	491.5	316.0	64.29	46-80
7	1,3-Dichlorobenzen	491.5	282.8	57.54	45-76
9	1,4-Dichlorobenzen	491.5	282.7	57.52	45-76
11	Benzyl alcohol	983.0	649.9	66.11	36-79
12	1,2-Dichlorobenzen	491.5	292.8	59.56	44-78
13	2-Methylphenol	491.5	344.0	70.00	47-82
14	2,2'-oxybis(1-Chlo	491.5	319.3	64.96	36-96
15	4-Methylphenol	983.0	729.9	74.25	47-86
16	N-Nitroso-di-n-pro	491.5	327.0	66.54	42-84
17	Hexachloroethane	491.5	245.7	49.99	40-77
19	Nitrobenzene	491.5	306.1	62.28	35-94
20	Isophorone	491.5	327.3	66.59	50-86
21	2-Nitrophenol	491.5	316.8	64.45	46-84
22	2,4-Dimethylphenol	491.5	306.9	62.43	30-76
23	Bis(2-Chloroethoxy	491.5	313.9	63.86	48-81
24	Benzoic acid	1475	977.8	66.31	39-103
25	2,4-Dichlorophenol	491.5	335.5	68.25	50-85
26	1,2,4-Trichloroben	491.5	291.3	59.26	45-81
28	Naphthalene	491.5	320.0	65.11	46-80
29	4-Chloroaniline	1180	47.93	4.06*	15-79
30	Hexachlorobutadien	491.5	282.0	57.37	44-79
31	4-Chloro-3-methylp	491.5	303.3	61.70	50-89
32	2-Methylnaphthalen	491.5	327.3	66.59	49-81
33	Hexachlorocyclopen	1475	185.5	12.58*	17-98
34	2,4,6-Trichlorophe	491.5	355.7	72.38	48-89
35	2,4,5-Trichlorophe	491.5	313.4	63.76	47-91
37	2-Chloronaphthalen	491.5	323.1	65.74	50-83
38	2-Nitroaniline	491.5	287.7	58.53	45-96
39	Dimethylphthalate	491.5	299.3	60.89	53-87
40	Acenaphthylene	491.5	308.6	62.78	51-84
41	2,6-Dinitrotoluene	491.5	311.7	63.42	49-95

OK

	SPIKE COMPOUND	CONC ADDED ug/kg	CONC RECOVERED ug/kg	% RECOVERED	LIMITS
43	3-Nitroaniline	1258	143.0	11.36*	36-92
44	Acenaphthene	491.5	301.1	61.26	51-83
45	2,4-Dinitrophenol	1475	935.0	63.41	10-191
46	Dibenzofuran	491.5	327.6	66.65	50-86
47	4-Nitrophenol	491.5	326.8	66.48	44-98
48	2,4-Dinitrotoluene	491.5	313.7	63.83	50-98
49	Fluorene	491.5	317.4	64.58	52-86
50	Diethylphthalate	491.5	314.6	64.00	55-89
51	4-Chlorophenyl-phe	491.5	307.7	62.61	51-85
52	4-Nitroaniline	491.5	92.22	18.76*	30-87
53	4,6-Dinitro-2-meth	1475	1009	68.41	10-136
54	N-Nitrosodiphenyla	491.5	447.7	91.09	28-158
56	4-Bromophenyl-phen	491.5	328.9	66.91	50-90
57	Hexachlorobenzene	491.5	336.1	68.38	49-91
58	Pentachlorophenol	491.5	383.3	77.98	40-100
60	Phenanthrene	491.5	394.3	80.22	51-91
61	Anthracene	491.5	329.2	66.97	51-86
62	Carbazole	491.5	357.5	72.73	51-89
63	Di-n-butylphthalat	491.5	383.9	78.10	58-95
64	Fluoranthene	491.5	426.4	86.75	54-94
65	Pyrene	491.5	364.6	74.18	46-100
67	Butylbenzylphthala	491.5	348.5	70.90	51-99
68	Benzo(a)anthracene	491.5	343.3	69.84	52-90
70	3,3'-Dichlorobenzi	1258	13.25	1.05*	10-86
71	Chrysene	491.5	353.9	72.01	51-93
72	bis(2-Ethylhexyl)p	491.5	395.3	80.42	36-111
73	Di-n-octylphthalat	491.5	376.1	76.52	29-108
74	Benzo(b)fluoranthe	491.5	370.4	75.37	54-102
75	Benzo(k)fluoranthe	491.5	350.7	71.35	45-107
76	Benzo(a)pyrene	491.5	330.7	67.28	52-95
78	Indeno(1,2,3-cd)py	491.5	337.0	68.57	34-105
79	Dibenzo(a,h)anthra	491.5	363.3	73.91	36-112
80	Benzo(g,h,i)peryle	491.5	212.5	43.23	25-116

	SURROGATE COMPOUND	CONC ADDED ug/kg	CONC RECOVERED ug/kg	% RECOVERED	LIMITS
$ 1	2-Fluorophenol	737.3	365.2	49.53	11-84
$ 2	Phenol-d5	737.3	472.2	64.04	25-86
$ 5	2-Chlorophenol-d4	737.3	465.5	63.15	23-91
$ 10	1,2-Dichlorobenzen	491.5	284.7	57.93	24-90
$ 18	Nitrobenzene-d5	491.5	299.4	60.91	26-88
$ 36	2-Fluorobiphenyl	491.5	310.6	63.20	34-91
$ 55	2,4,6-Tribromophen	737.3	465.8	63.18	25-107

SURROGATE COMPOUND	CONC ADDED ug/kg	CONC RECOVERED ug/kg	% RECOVERED	LIMITS
$ 66 Terphenyl-d14	491.5	303.4	61.74	22-100

Data File: /chem3/nt4.i/20071101.b/lr71emd2.d
Date : 01-NOV-2007 19:47
Client ID: AN-SS-10-070928 MSD
Sample Info: LR71EMSDRE
Volume Injected (uL): 1.0
Column phase: ZB-5

Instrument: nt4.i
Operator: VTS
Column diameter: 0.32

1067

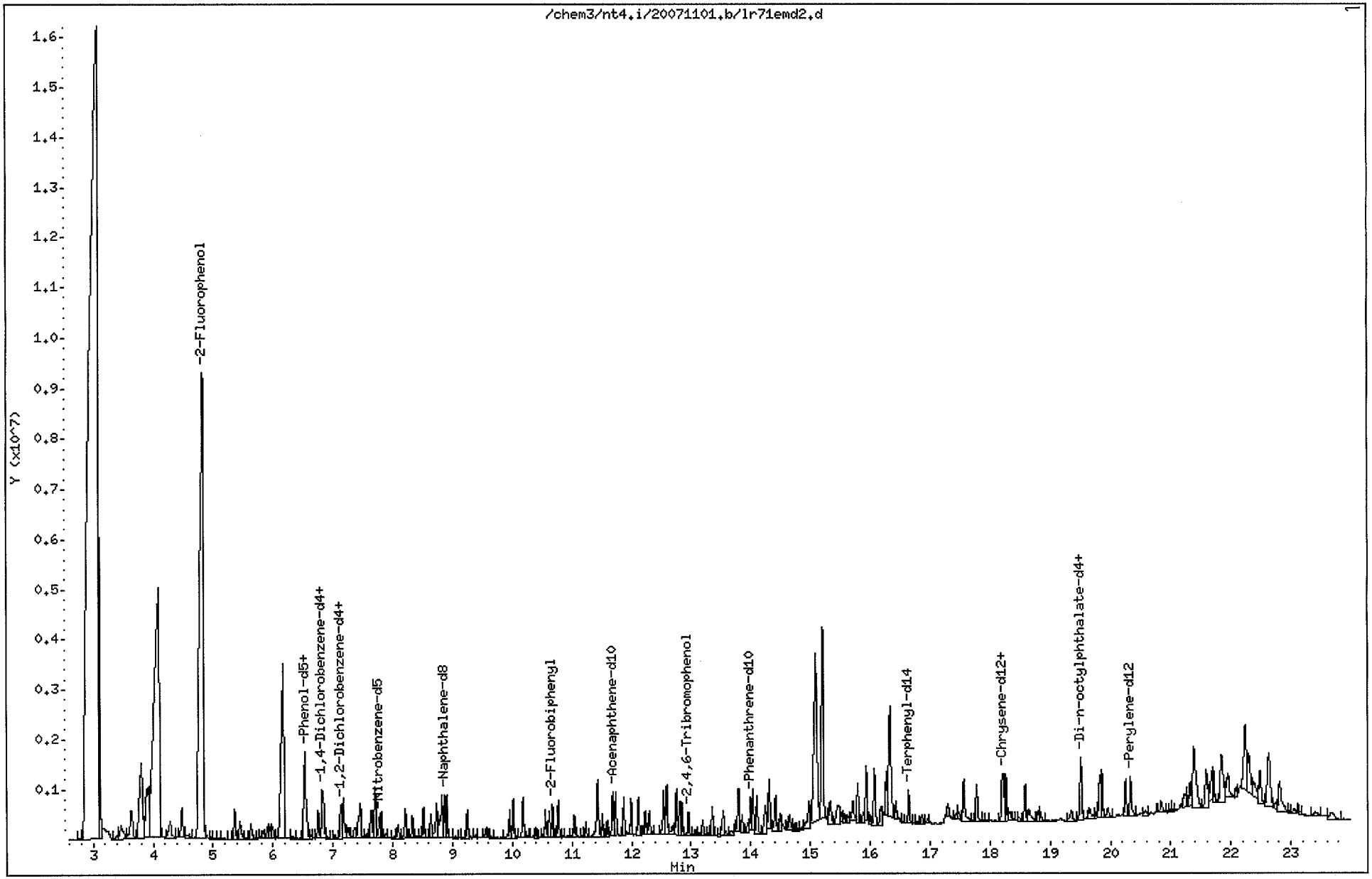

LR71EMSDRE, /chem3/nt4.i/20071101.b/lr71emd2.d
Benzyl alcohol Amount: 33.06

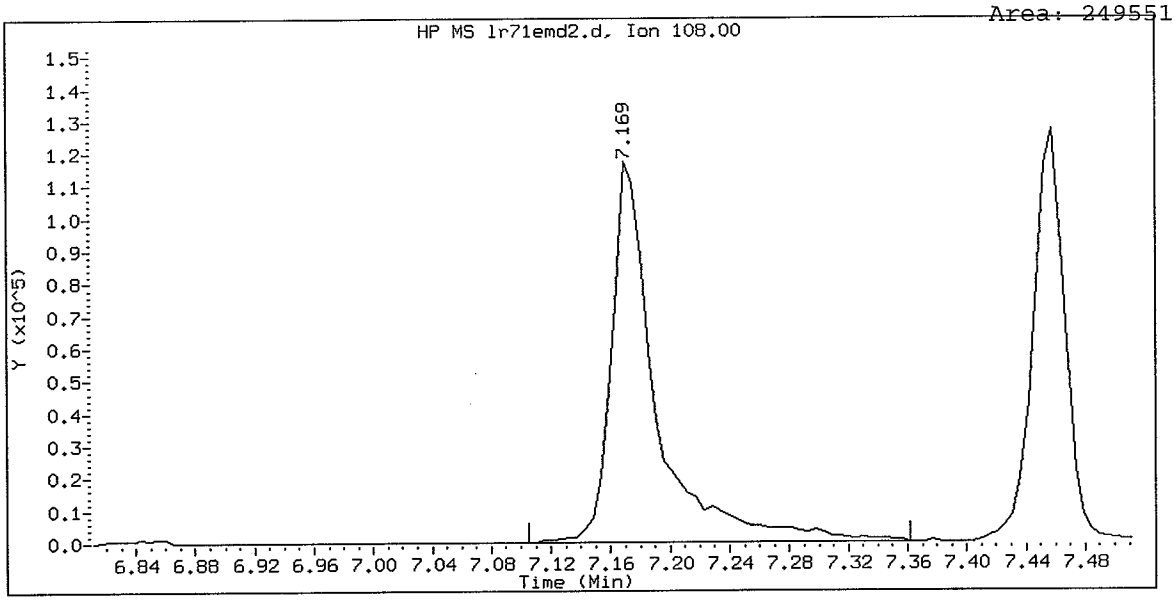

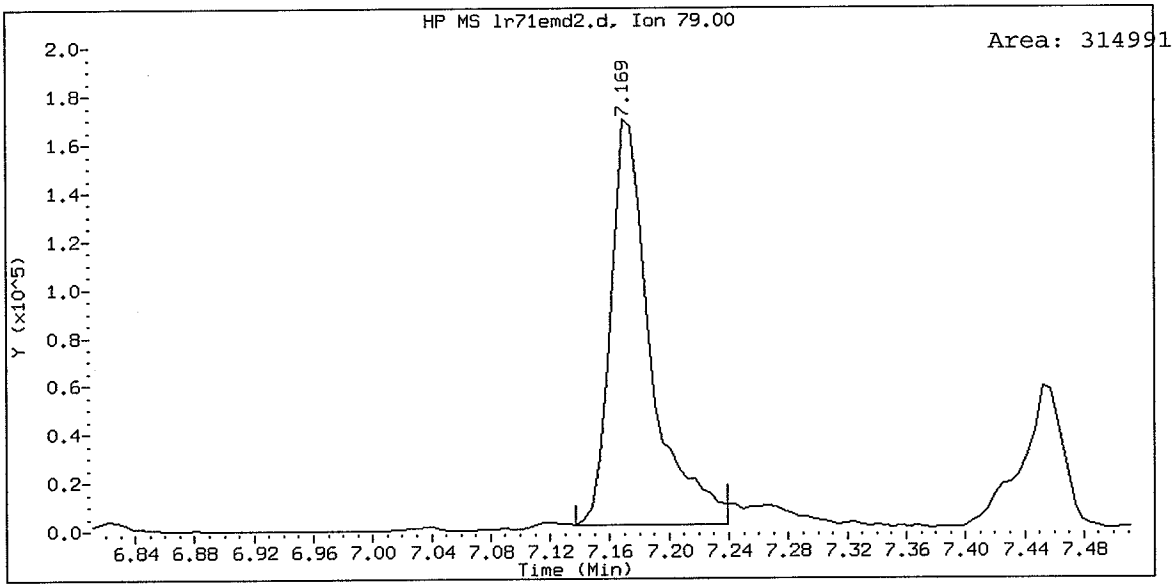

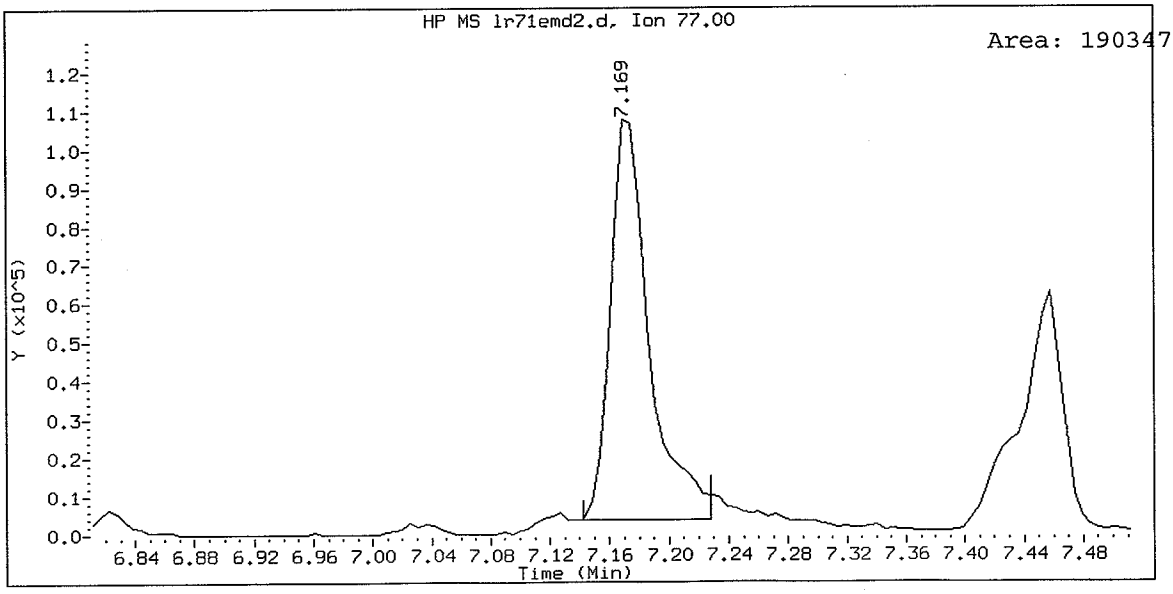

LR71EMSDRE, /chem3/nt4.i/20071101.b/lr71emd2.d
Benzoic acid Amount: 49.73

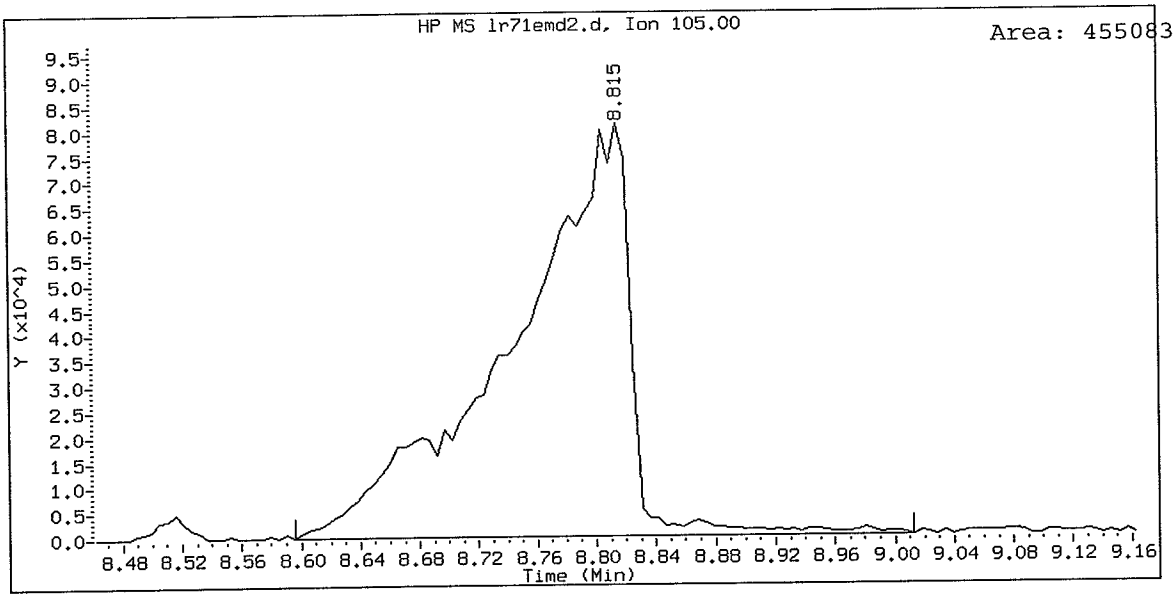

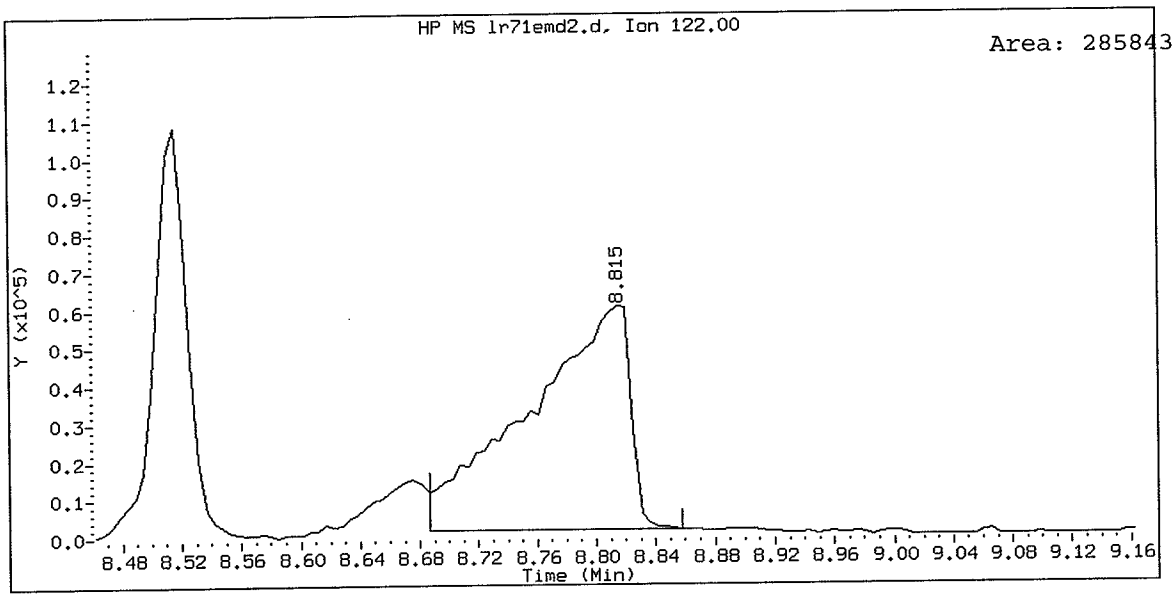

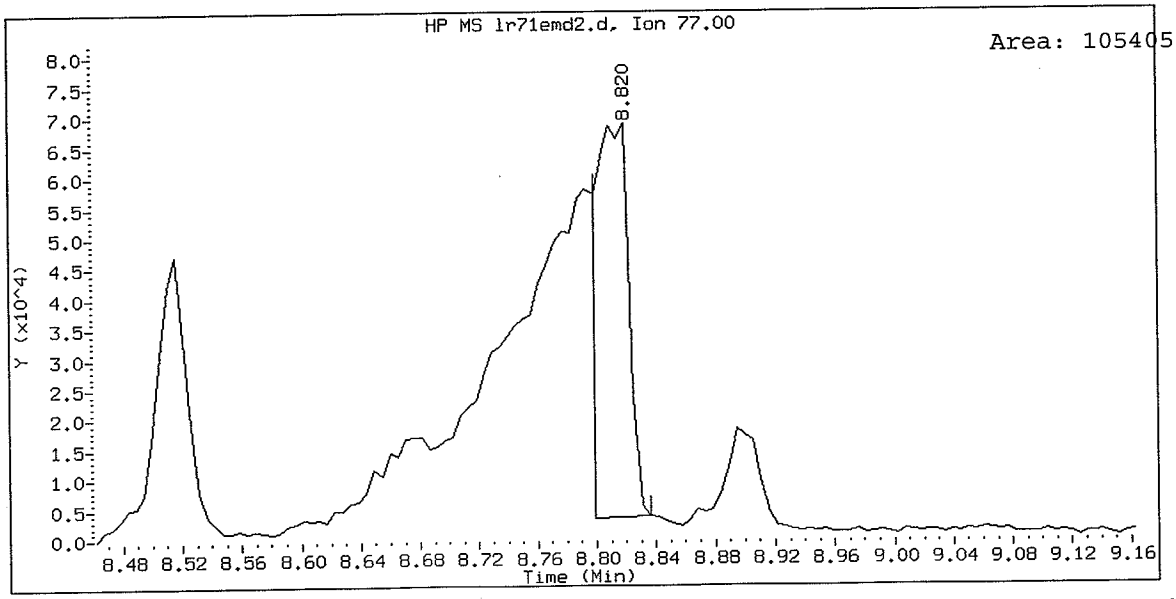

LR71EMSDRE, /chem3/nt4.i/20071101.b/lr71emd2.d
4-Chloroaniline Amount: 2.44

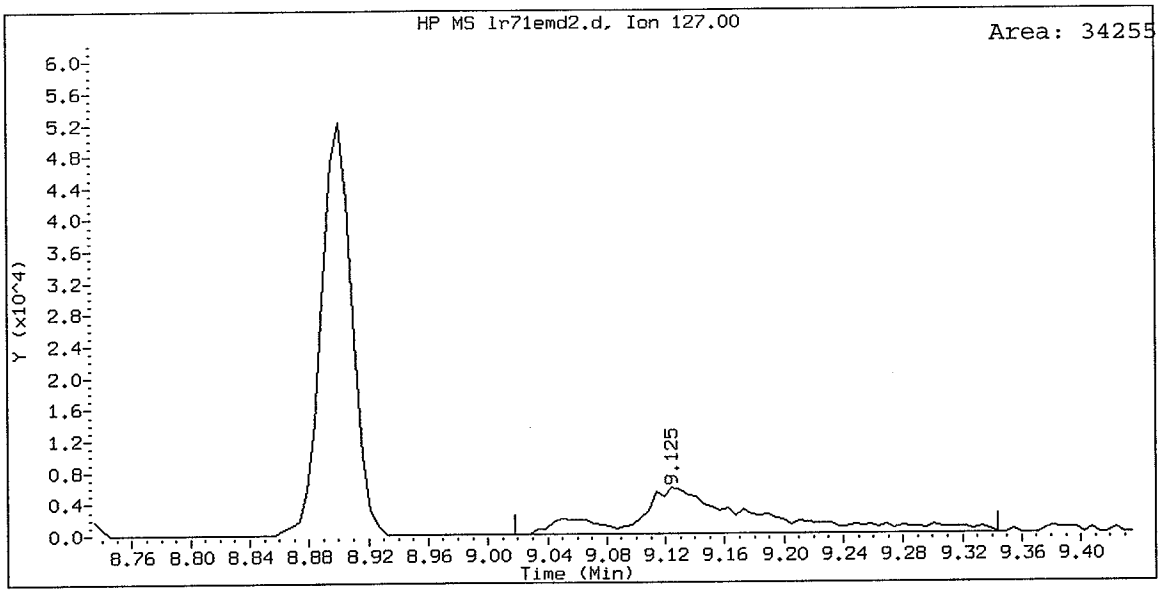

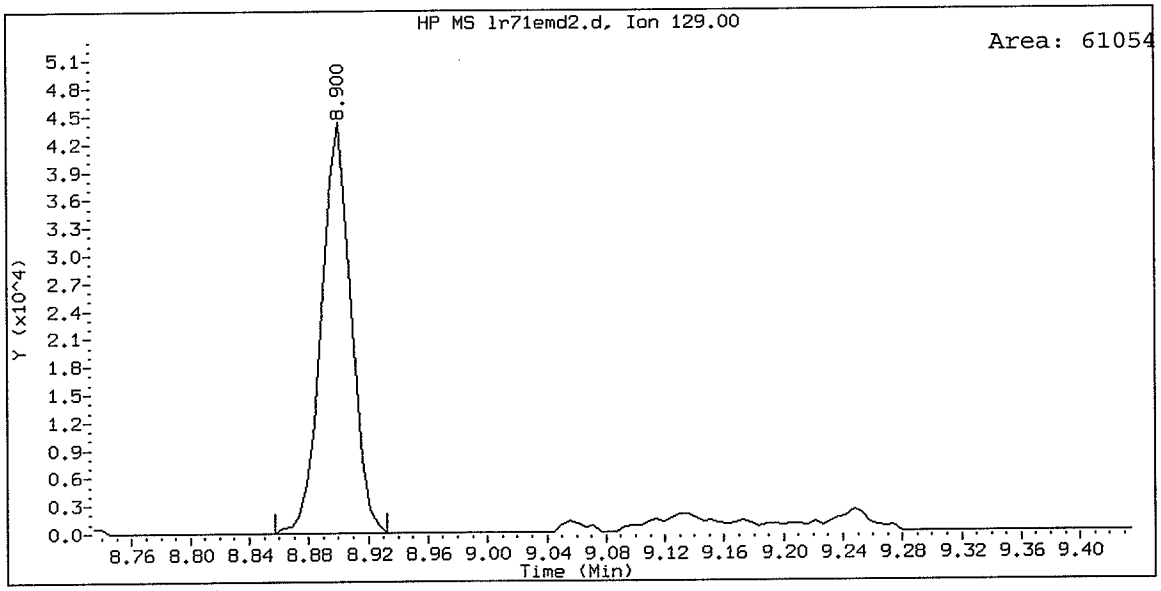

LR71EMSDRE, /chem3/nt4.i/20071101.b/lr71emd2.d
3-Nitroaniline Amount: 7.27

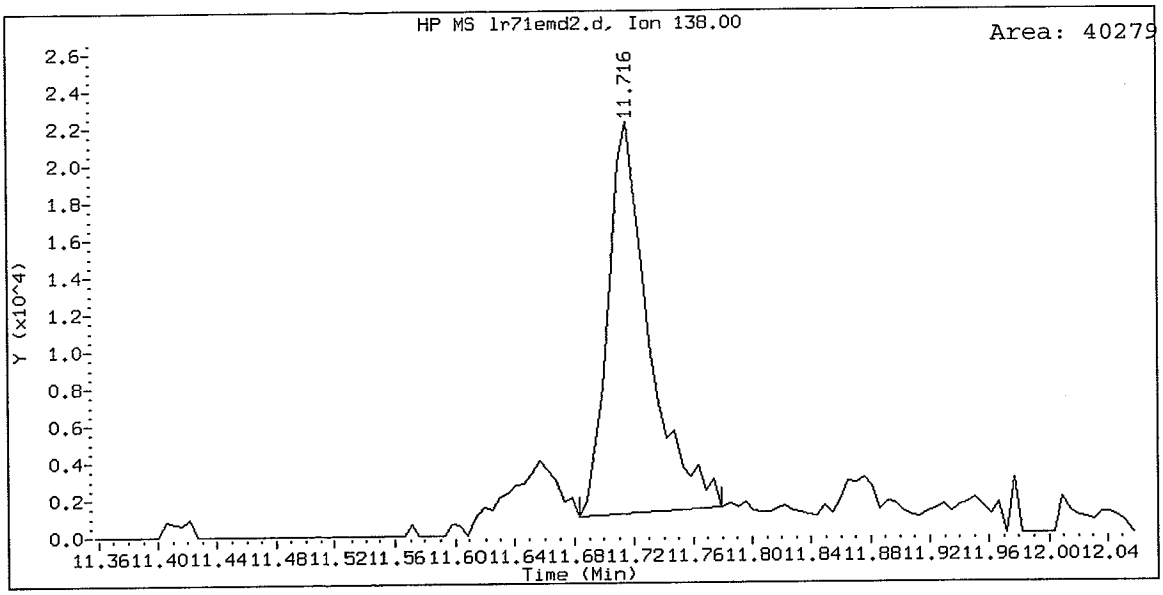

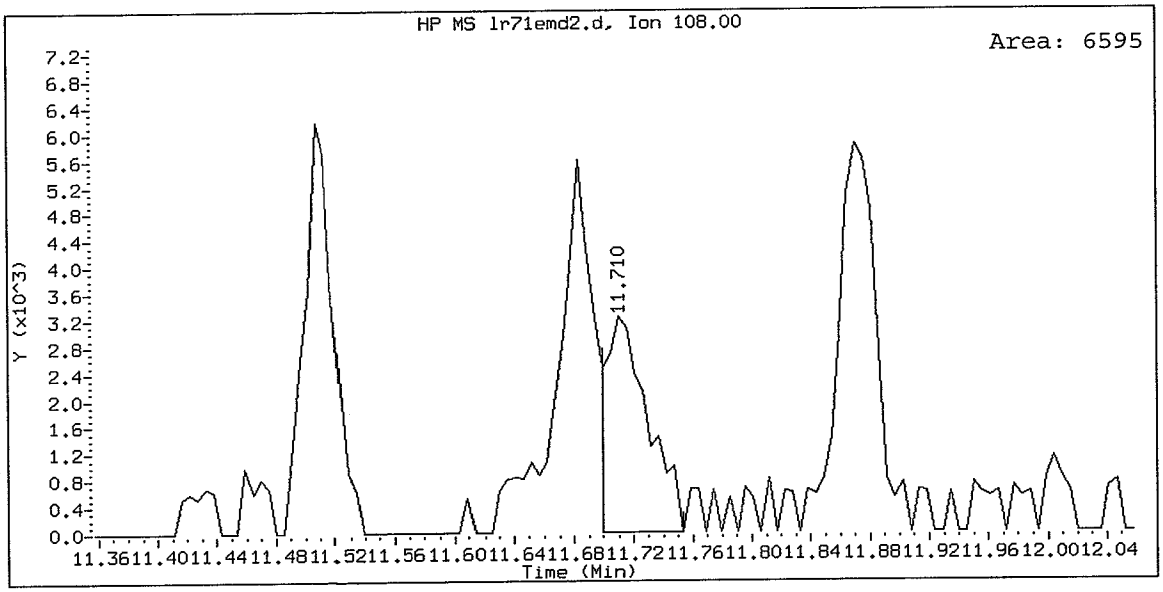

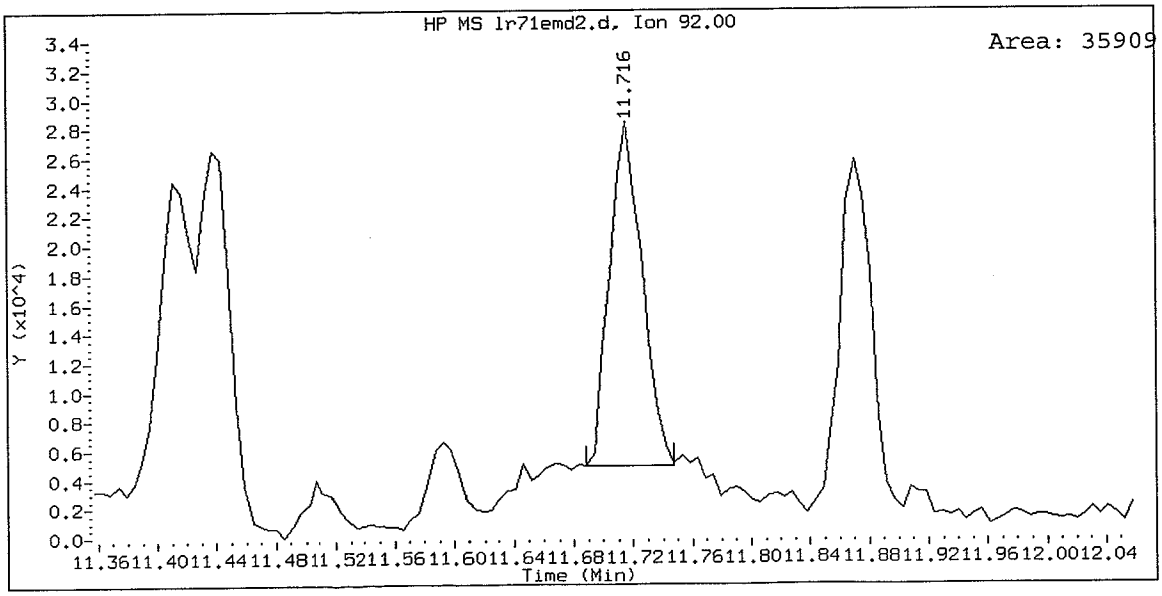

LR71EMSDRE, /chem3/nt4.i/20071101.b/lr71emd2.d
3,3'-Dichlorobenzidine Amount: 0.67

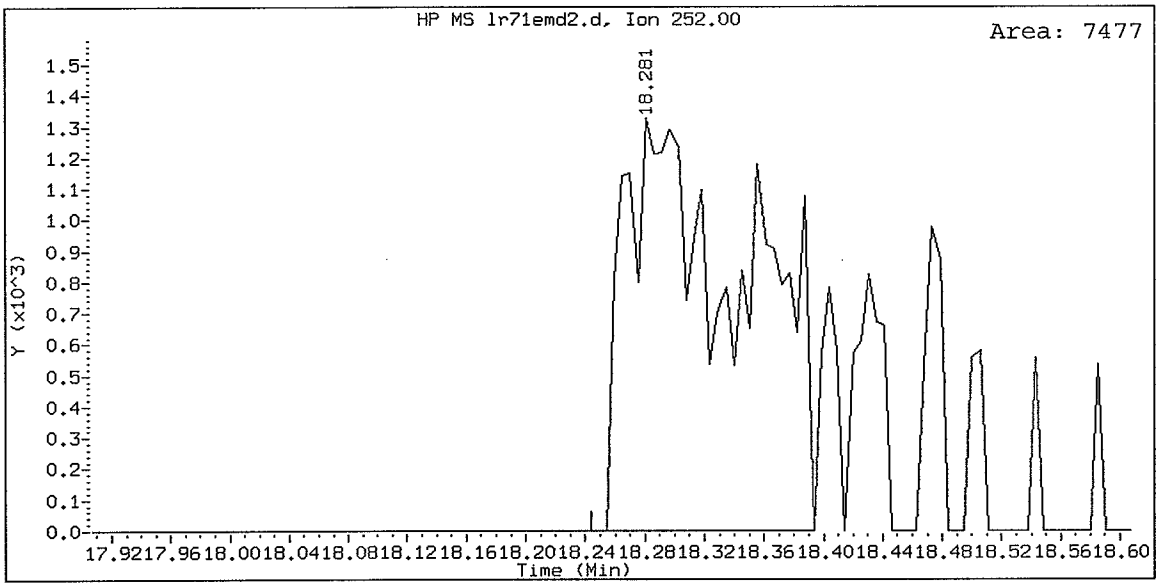

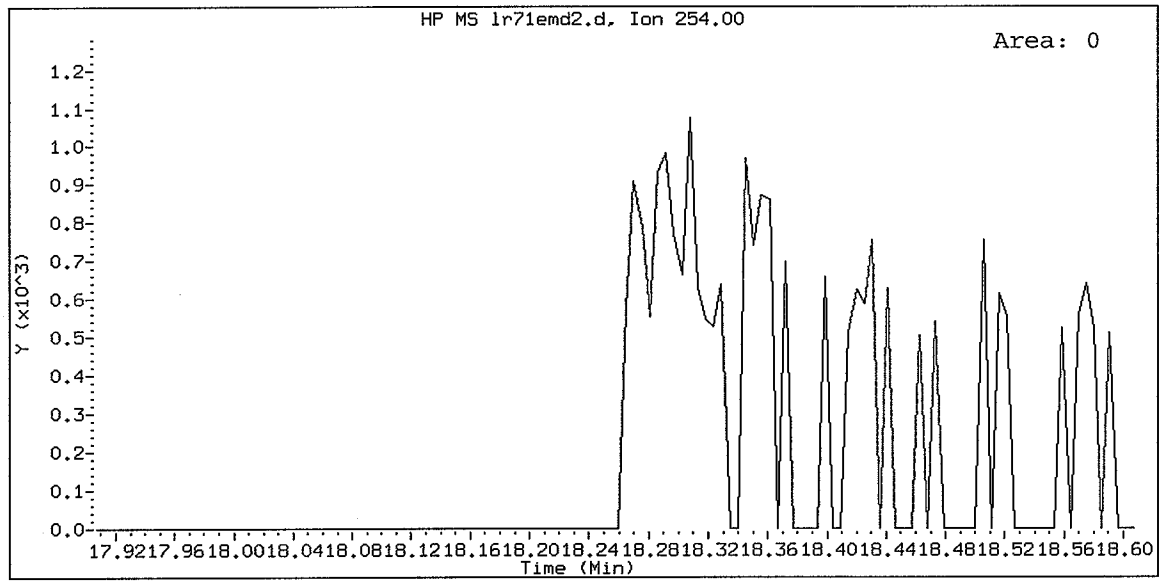

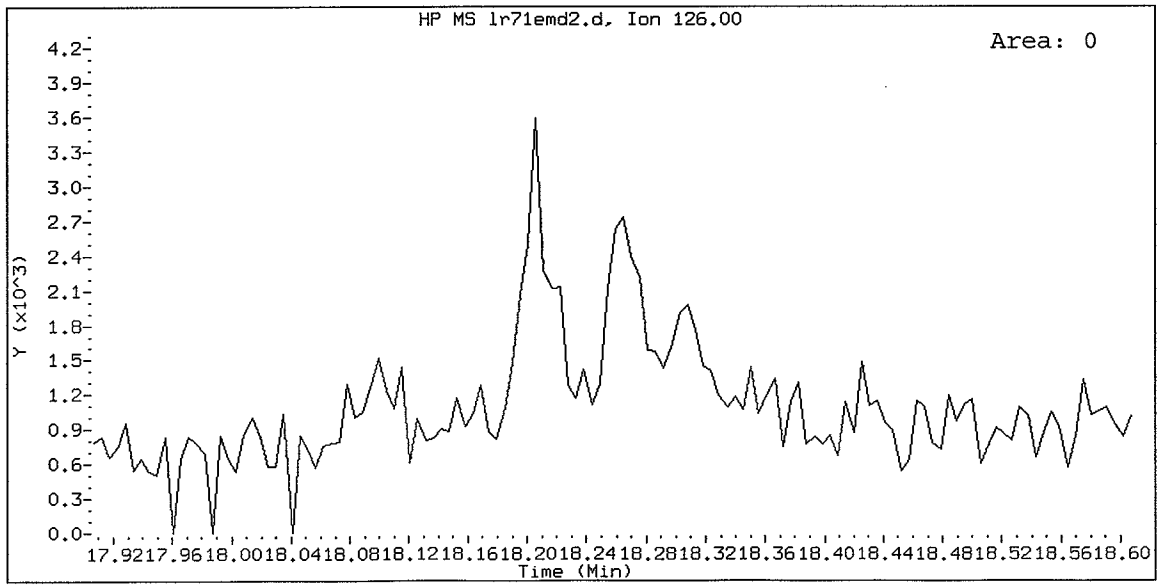

Analytical Resources, Inc.

Semivolatile Report SW846 Method 8270D

Data file : /chem3/nt4.i/20071101.b/lu10sb.d
Lab Smp Id: LU10LCSS1 Client Smp ID: LU10LCSS1
Inj Date : 01-NOV-2007 15:37
Operator : VTS Inst ID: nt4.i
Smp Info : LU10LCSS1
Misc Info : 07-21929
Comment : 1ul Injection
Method : /chem3/nt4.i/20071101.b/SW846.m
Meth Date : 02-Nov-2007 11:40 jeff Quant Type: ISTD
Cal Date : 01-OCT-2007 11:04 Cal File: 0801001.d
Als bottle: 4 QC Sample: LCS
Dil Factor: 1.00000
Integrator: HP RTE Compound Sublist: PSDDA.sub
Target Version: 3.50

LJR 11/2/07

Concentration Formula: Amt * DF * Vt/(Ws * (100 - M)/100) * CpndVariable

Name	Value	Description
DF	1.00000	Dilution Factor
Vt	1000.00000	Volume of final extract (uL)
Ws	50.00000	Weight of sample extracted (g)
M	0.00000	% Moisture

Cpnd Variable Local Compound Variable

	Compounds	QUANT SIG MASS	RT	EXP RT	REL RT	RESPONSE	CONCENTRATIONS ON-COLUMN (ug/mL)	CONCENTRATIONS FINAL (ug/kg)
$	1 2-Fluorophenol	112	4.816	4.748	(0.706)	280168	20.0349	400.7
$	2 Phenol-d5	99	6.493	6.489	(0.952)	377892	24.1430	482.9
	3 Phenol	94	6.509	6.505	(0.955)	333628	17.9476	359.0
$	5 2-Chlorophenol-d4	132	6.525	6.521	(0.957)	273364	23.5446	470.9
	4 Bis(2-Chloroethyl)ether	93	6.531	6.532	(0.958)	234595	16.3767	327.5
	6 2-Chlorophenol	128	6.552	6.548	(0.961)	213923	15.9851	319.7
	7 1,3-Dichlorobenzene	146	6.750	6.746	(0.990)	199260	14.5464	290.9
*	8 1,4-Dichlorobenzene-d4	152	6.819	6.820	(1.000)	165263	20.0000	
	9 1,4-Dichlorobenzene	146	6.840	6.842	(1.003)	202028	14.6336	292.7
$	10 1,2-Dichlorobenzene-d4	152	7.118	7.114	(1.044)	104319	13.9639	279.3
	12 1,2-Dichlorobenzene	146	7.140	7.141	(1.047)	195562	15.1242	302.5
	11 Benzyl alcohol	108	7.161	7.162	(1.050)	281938	33.2376	664.8 (M)
	14 2,2'-oxybis(1-Chloropropane)	45	7.428	7.429	(1.089)	289979	16.6808	333.6
	13 2-Methylphenol	108	7.444	7.445	(1.092)	199664	16.2592	325.2
	17 Hexachloroethane	117	7.626	7.627	(1.118)	92889	14.8176	296.4

	Compounds	QUANT SIG MASS	RT	EXP RT	REL RT	RESPONSE	CONCENTRATIONS ON-COLUMN (ug/mL)	FINAL (ug/kg)
	16 N-Nitroso-di-n-propylamine	70	7.642	7.643	(1.121)	187323	16.5108	330.2
	15 4-Methylphenol	108	7.695	7.686	(1.128)	451390	36.1127	722.3
$	18 Nitrobenzene-d5	82	7.770	7.771	(0.876)	244180	15.0895	301.8
	19 Nitrobenzene	77	7.802	7.803	(0.880)	275771	15.3795	307.6
	20 Isophorone	82	8.203	8.199	(0.925)	474836	16.7841	335.7
	21 2-Nitrophenol	139	8.320	8.322	(0.938)	109863	16.2204	324.4
	22 2,4-Dimethylphenol	107	8.507	8.509	(0.959)	183733	12.8137	256.3
	23 Bis(2-Chloroethoxy)methane	93	8.635	8.637	(0.974)	268178	15.7946	315.9
	24 Benzoic acid	105	8.822	8.813	(0.995)	560138	54.2174	1084 (M)
	25 2,4-Dichlorophenol	162	8.726	8.722	(0.984)	167241	17.2810	345.6
	26 1,2,4-Trichlorobenzene	180	8.822	8.829	(0.995)	168655	14.7422	294.8
*	27 Naphthalene-d8	136	8.871	8.872	(1.000)	613454	20.0000	
	28 Naphthalene	128	8.897	8.899	(1.003)	592200	15.7243	314.5
	29 4-Chloroaniline	127	9.084	9.086	(1.024)	473963	29.8747	597.5
	30 Hexachlorobutadiene	225	9.244	9.246	(1.042)	94092	14.2061	284.1
	31 4-Chloro-3-methylphenol	107	9.944	9.946	(1.121)	199824	16.7207	334.4
	32 2-Methylnaphthalene	141	10.014	10.015	(1.129)	311261	16.2240	324.5
	33 Hexachlorocyclopentadiene	237	10.404	10.405	(0.890)	219559	37.2499	745.0
	34 2,4,6-Trichlorophenol	196	10.548	10.549	(0.903)	114706	17.5962	351.9
	35 2,4,5-Trichlorophenol	196	10.607	10.608	(0.908)	116426	16.6842	333.7
$	36 2-Fluorobiphenyl	172	10.676	10.677	(0.914)	339950	15.1348	302.7
	37 2-Chloronaphthalene	162	10.772	10.774	(0.922)	340105	15.9993	320.0
	38 2-Nitroaniline	65	11.034	11.035	(0.944)	160992	17.4111	348.2
	39 Dimethylphthalate	163	11.440	11.436	(0.979)	391686	16.9293	338.6
	40 Acenaphthylene	152	11.429	11.431	(0.978)	545934	17.1602	343.2
	41 2,6-Dinitrotoluene	165	11.510	11.511	(0.985)	93332	17.6486	353.0
*	42 Acenaphthene-d10	164	11.686	11.682	(1.000)	325298	20.0000	
	43 3-Nitroaniline	138	11.713	11.709	(1.002)	255452	41.0813	821.6
	44 Acenaphthene	153	11.734	11.730	(1.004)	328983	15.5775	311.5
	45 2,4-Dinitrophenol	184	11.873	11.869	(1.016)	155764	52.8935	1058
	46 Dibenzofuran	168	11.990	11.992	(1.026)	467164	16.9841	339.7
	47 4-Nitrophenol	109	12.086	12.088	(1.034)	72823	16.5778	331.6
	48 2,4-Dinitrotoluene	165	12.119	12.120	(1.037)	120713	17.2671	345.3
	50 Diethylphthalate	149	12.583	12.585	(1.077)	389646	17.1656	343.3
	49 Fluorene	166	12.535	12.537	(1.073)	393885	16.7817	335.6
	51 4-Chlorophenyl-phenylether	204	12.594	12.595	(1.078)	189352	16.4488	329.0
	52 4-Nitroaniline	138	12.679	12.681	(1.085)	86141	13.8724	277.4
	53 4,6-Dinitro-2-methylphenol	198	12.754	12.756	(0.911)	209067	55.0074	1100
	54 N-Nitrosodiphenylamine	169	12.808	12.809	(0.915)	269161	23.4313	468.6
$	55 2,4,6-Tribromophenol	330	12.957	12.953	(1.109)	68201	24.3549	487.1
	56 4-Bromophenyl-phenylether	248	13.353	13.359	(0.954)	97367	16.7787	335.6
	57 Hexachlorobenzene	284	13.540	13.541	(0.967)	98234	16.2829	325.7
	58 Pentachlorophenol	266	13.855	13.856	(0.990)	63768	18.0893	361.8
*	59 Phenanthrene-d10	188	13.999	14.000	(1.000)	467434	20.0000	
	60 Phenanthrene	178	14.031	14.032	(1.002)	571948	17.7045	354.1
	61 Anthracene	178	14.100	14.102	(1.007)	545602	16.7019	334.0
	62 Carbazole	167	14.410	14.412	(1.029)	472553	16.9068	338.1

	Compounds	QUANT SIG MASS	RT	EXP RT	REL RT	RESPONSE	CONCENTRATIONS ON-COLUMN (ug/mL)	CONCENTRATIONS FINAL (ug/kg)
	63 Di-n-butylphthalate	149	15.196	15.197	(1.085)	610351	18.1665	363.3
	64 Fluoranthene	202	15.922	15.923	(1.137)	586456	16.7675	335.4
	65 Pyrene	202	16.259	16.260	(0.892)	587651	19.3631	387.3
$	66 Terphenyl-d14	244	16.633	16.634	(0.913)	317182	18.1037	362.1
	67 Butylbenzylphthalate	149	17.551	17.558	(0.963)	254976	20.0394	400.8
	68 Benzo(a)anthracene	228	18.198	18.199	(0.999)	495143	17.5924	351.8
*	69 Chrysene-d12	240	18.219	18.221	(1.000)	378695	20.0000	
	70 3,3'-Dichlorobenzidine	252	18.257	18.258	(1.002)	337337	33.7535	675.1
	71 Chrysene	228	18.257	18.258	(1.002)	496152	17.9211	358.4
	72 bis(2-Ethylhexyl)phthalate	149	18.577	18.578	(0.953)	339849	20.3562	407.1
*	134 Di-n-octylphthalate-d4	153	19.501	19.503	(1.000)	529884	20.0000	
	73 Di-n-octylphthalate	149	19.512	19.513	(1.001)	584875	19.1617	383.2
	74 Benzo(b)fluoranthene	252	19.811	19.818	(0.975)	517738	19.3909	387.8
	75 Benzo(k)fluoranthene	252	19.849	19.850	(0.977)	483729	17.1502	343.0
	76 Benzo(a)pyrene	252	20.244	20.245	(0.996)	424666	17.8594	357.2
*	77 Perylene-d12	264	20.324	20.325	(1.000)	392157	20.0000	
	78 Indeno(1,2,3-cd)pyrene	276	21.654	21.661	(1.065)	551373	21.0962	421.9
	79 Dibenzo(a,h)anthracene	278	21.692	21.693	(1.067)	468902	21.8443	436.9
	80 Benzo(g,h,i)perylene	276	21.932	21.944	(1.079)	327032	13.8916	277.8
	90 N-Nitrosodimethylamine	74	Compound Not Detected.					
	91 Aniline	93	6.381	6.377	(0.936)	560988	25.3034	506.1
	93 Benzidine	184	Compound Not Detected.					
	103 Pyridine	79	Compound Not Detected.					
	105 1-methylnaphthalene	141	10.179	10.181	(1.148)	311898	16.0534	321.1
	111 Azobenzene (1,2-DP-Hydrazine)	77	12.840	12.841	(1.099)	593413	18.8461	376.9

QC Flag Legend

M - Compound response manually integrated.

Analytical Resources, Inc.

INTERNAL STANDARD COMPOUNDS
AREA AND RT SUMMARY

Instrument ID: nt4.i
Lab File ID: lu10sb.d
Lab Smp Id: LU10LCSS1
Analysis Type: SV
Quant Type: ISTD
Operator: VTS
Method File: /chem3/nt4.i/20071101.b/SW846.m
Misc Info: 07-21929

Calibration Date: 01-NOV-2007
Calibration Time: 14:35
Client Smp ID: LU10LCSS1
Level: LOW
Sample Type: Solid

		AREA LIMIT			
COMPOUND	STANDARD	LOWER	UPPER	SAMPLE	%DIFF
8 1,4-Dichlorobenze	145384	72692	290768	165263	13.67
27 Naphthalene-d8	530525	265262	1061050	613454	15.63
42 Acenaphthene-d10	280701	140350	561402	325298	15.89
59 Phenanthrene-d10	391934	195967	783868	467434	19.26
69 Chrysene-d12	354658	177329	709316	378695	6.78
134 Di-n-octylphthala	506314	253157	1012628	529884	4.66
77 Perylene-d12	400782	200391	801564	392157	-2.15

		RT LIMIT			
COMPOUND	STANDARD	LOWER	UPPER	SAMPLE	%DIFF
8 1,4-Dichlorobenze	6.82	6.32	7.32	6.82	-0.02
27 Naphthalene-d8	8.87	8.37	9.37	8.87	-0.01
42 Acenaphthene-d10	11.68	11.18	12.18	11.69	0.03
59 Phenanthrene-d10	14.00	13.50	14.50	14.00	-0.01
69 Chrysene-d12	18.22	17.72	18.72	18.22	-0.01
134 Di-n-octylphthala	19.50	19.00	20.00	19.50	-0.01
77 Perylene-d12	20.33	19.83	20.83	20.32	-0.01

AREA UPPER LIMIT = +100% of internal standard area.
AREA LOWER LIMIT = - 50% of internal standard area.
RT UPPER LIMIT = + 0.50 minutes of internal standard RT.
RT LOWER LIMIT = - 0.50 minutes of internal standard RT.

Analytical Resources, Inc.

RECOVERY REPORT

Client Name: Hart Crowser, Inc. Client SDG: LU10
Sample Matrix: SOLID Fraction: SV
Lab Smp Id: LU10LCSS1 Client Smp ID: LU10LCSS1
Level: LOW Operator: VTS
Data Type: MS DATA SampleType: LCS
SpikeList File: PSDDALCS.spk Quant Type: ISTD
Sublist File: PSDDA.sub
Method File: /chem3/nt4.i/20071101.b/SW846.m
Misc Info: 07-21929

SPIKE	COMPOUND	CONC ADDED ug/kg	CONC RECOVERED ug/kg	% RECOVERED	LIMITS
3	Phenol	500.0	359.0	71.79	45-89
4	Bis(2-Chloroethyl)	500.0	327.5	65.51	42-82
6	2-Chlorophenol	500.0	319.7	63.94	46-80
7	1,3-Dichlorobenzen	500.0	290.9	58.19	45-76
9	1,4-Dichlorobenzen	500.0	292.7	58.53	45-76
11	Benzyl alcohol	1000	664.8	66.48	36-79
12	1,2-Dichlorobenzen	500.0	302.5	60.50	44-78
13	2-Methylphenol	500.0	325.2	65.04	47-82
14	2,2'-oxybis(1-Chlo	500.0	333.6	66.72	36-96
15	4-Methylphenol	1000	722.3	72.23	47-86
16	N-Nitroso-di-n-pro	500.0	330.2	66.04	42-84
17	Hexachloroethane	500.0	296.4	59.27	40-77
19	Nitrobenzene	500.0	307.6	61.52	35-94
20	Isophorone	500.0	335.7	67.14	50-86
21	2-Nitrophenol	500.0	324.4	64.88	46-84
22	2,4-Dimethylphenol	500.0	256.3	51.25	30-76
23	Bis(2-Chloroethoxy	500.0	315.9	63.18	48-81
24	Benzoic acid	1500	1084	72.29	39-103
25	2,4-Dichlorophenol	500.0	345.6	69.12	50-85
26	1,2,4-Trichloroben	500.0	294.8	58.97	45-81
28	Naphthalene	500.0	314.5	62.90	46-80
29	4-Chloroaniline	1200	597.5	49.79	15-79
30	Hexachlorobutadien	500.0	284.1	56.82	44-79
31	4-Chloro-3-methylp	500.0	334.4	66.88	50-89
32	2-Methylnaphthalen	500.0	324.5	64.90	49-81
33	Hexachlorocyclopen	1500	745.0	49.67	17-98
34	2,4,6-Trichlorophe	500.0	351.9	70.38	48-89
35	2,4,5-Trichlorophe	500.0	333.7	66.74	47-91
37	2-Chloronaphthalen	500.0	320.0	64.00	50-83
38	2-Nitroaniline	500.0	348.2	69.64	45-96
39	Dimethylphthalate	500.0	338.6	67.72	53-87
40	Acenaphthylene	500.0	343.2	68.64	51-84
41	2,6-Dinitrotoluene	500.0	353.0	70.59	49-95

OK

	SPIKE COMPOUND	CONC ADDED ug/kg	CONC RECOVERED ug/kg	% RECOVERED	LIMITS
43	3-Nitroaniline	1280	821.6	64.19	36-92
44	Acenaphthene	500.0	311.5	62.31	51-83
45	2,4-Dinitrophenol	1500	1058	70.52	10-191
46	Dibenzofuran	500.0	339.7	67.94	50-86
47	4-Nitrophenol	500.0	331.6	66.31	44-98
48	2,4-Dinitrotoluene	500.0	345.3	69.07	50-98
49	Fluorene	500.0	335.6	67.13	52-86
50	Diethylphthalate	500.0	343.3	68.66	55-89
51	4-Chlorophenyl-phe	500.0	329.0	65.80	51-85
52	4-Nitroaniline	500.0	277.4	55.49	30-87
53	4,6-Dinitro-2-meth	1500	1100	73.34	10-136
54	N-Nitrosodiphenyla	500.0	468.6	93.73	28-158
56	4-Bromophenyl-phen	500.0	335.6	67.11	50-90
57	Hexachlorobenzene	500.0	325.7	65.13	49-91
58	Pentachlorophenol	500.0	361.8	72.36	40-100
60	Phenanthrene	500.0	354.1	70.82	51-91
61	Anthracene	500.0	334.0	66.81	51-86
62	Carbazole	500.0	338.1	67.63	51-89
63	Di-n-butylphthalat	500.0	363.3	72.67	58-95
64	Fluoranthene	500.0	335.4	67.07	54-94
65	Pyrene	500.0	387.3	77.45	46-100
67	Butylbenzylphthala	500.0	400.8	80.16	51-99
68	Benzo(a)anthracene	500.0	351.8	70.37	52-90
70	3,3'-Dichlorobenzi	1280	675.1	52.74	10-86
71	Chrysene	500.0	358.4	71.68	51-93
72	bis(2-Ethylhexyl)p	500.0	407.1	81.42	36-111
73	Di-n-octylphthalat	500.0	383.2	76.65	29-108
74	Benzo(b)fluoranthe	500.0	387.8	77.56	54-102
75	Benzo(k)fluoranthe	500.0	343.0	68.60	45-107
76	Benzo(a)pyrene	500.0	357.2	71.44	52-95
78	Indeno(1,2,3-cd)py	500.0	421.9	84.38	34-105
79	Dibenzo(a,h)anthra	500.0	436.9	87.38	36-112
80	Benzo(g,h,i)peryle	500.0	277.8	55.57	25-116

OK

	SURROGATE COMPOUND	CONC ADDED ug/kg	CONC RECOVERED ug/kg	% RECOVERED	LIMITS
$ 1	2-Fluorophenol	750.0	400.7	53.43	11-84
$ 2	Phenol-d5	750.0	482.9	64.38	25-86
$ 5	2-Chlorophenol-d4	750.0	470.9	62.79	23-91
$ 10	1,2-Dichlorobenzen	500.0	279.3	55.86	24-90
$ 18	Nitrobenzene-d5	500.0	301.8	60.36	26-88
$ 36	2-Fluorobiphenyl	500.0	302.7	60.54	34-91
$ 55	2,4,6-Tribromophen	750.0	487.1	64.95	25-107

SURROGATE COMPOUND	CONC ADDED ug/kg	CONC RECOVERED ug/kg	% RECOVERED	LIMITS
$ 66 Terphenyl-d14	500.0	362.1	72.41	22-100

Data File: /chem3/nt4.i/20071101.b/lu10sb.d
Date : 01-NOV-2007 15:37
Client ID: LU10LCSS1
Sample Info: LU10LCSS1
Volume Injected (uL): 1.0
Column phase: ZB-5

Instrument: nt4.i
Operator: VTS
Column diameter: 0.32

1080

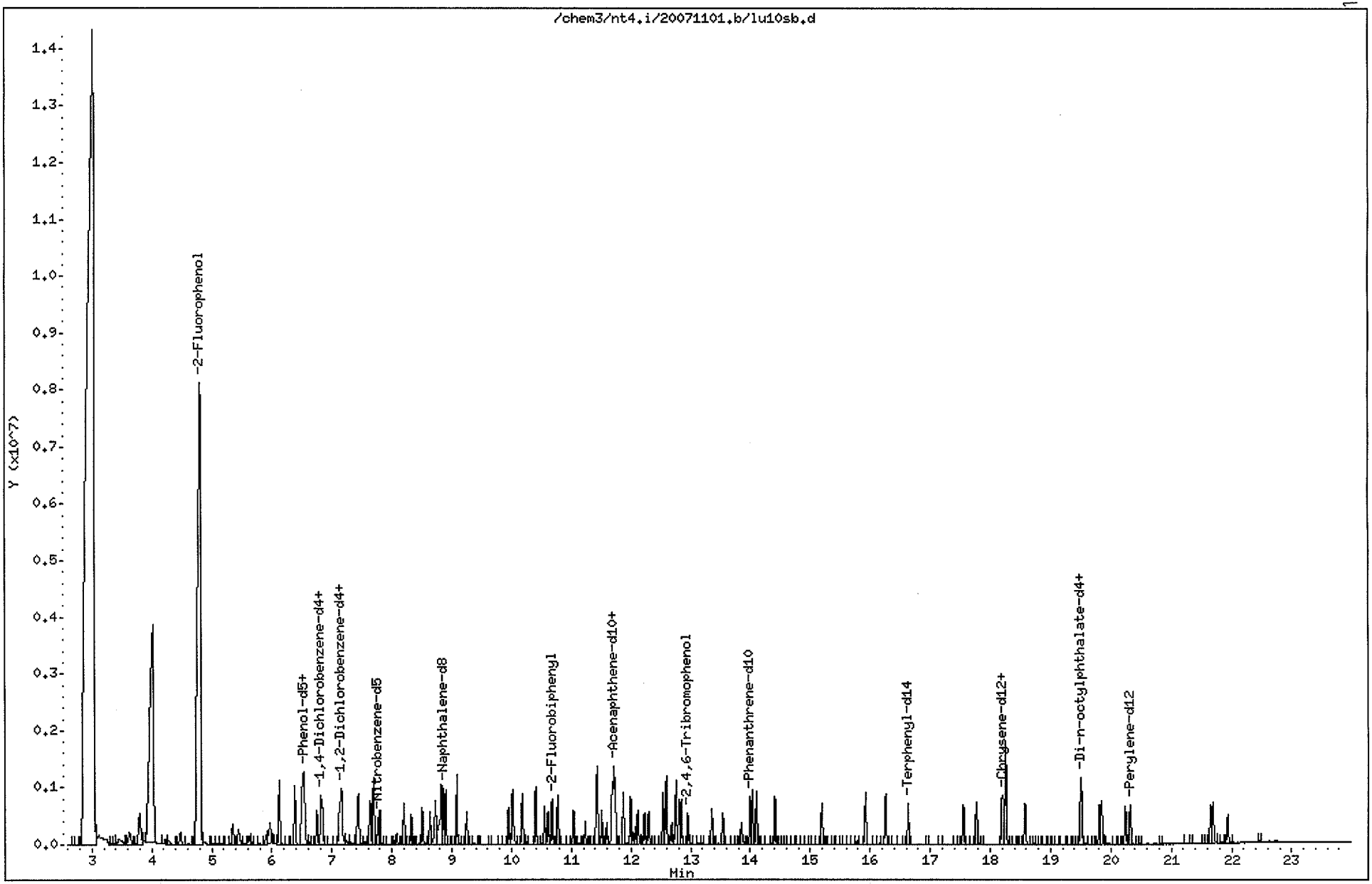

LU10LCSS1, /chem3/nt4.i/20071101.b/lu10sb.d
Benzyl alcohol Amount: 33.24

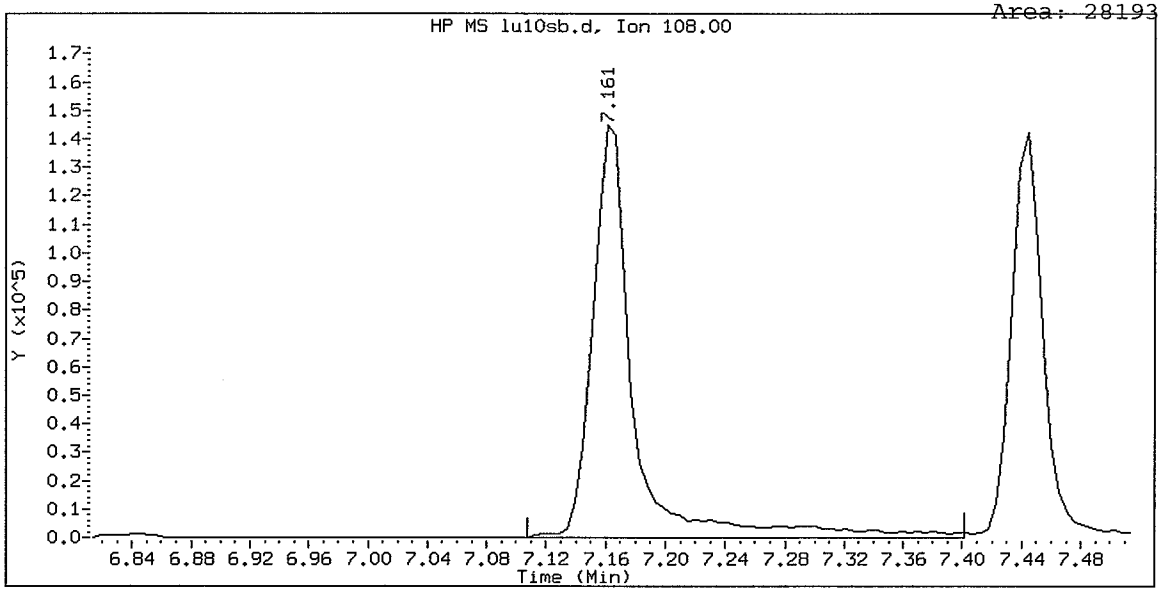

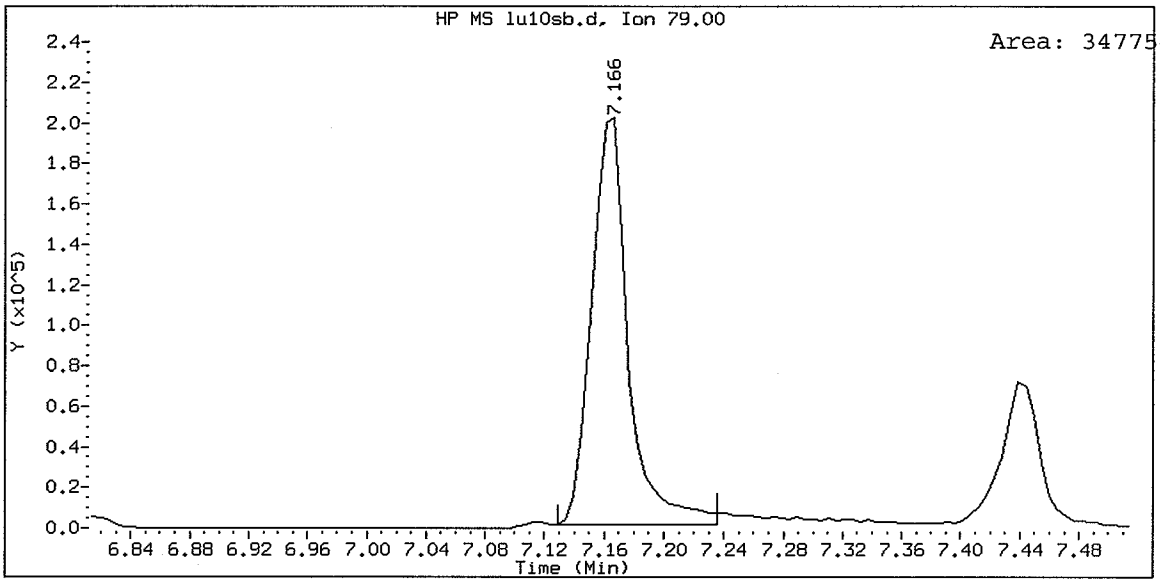

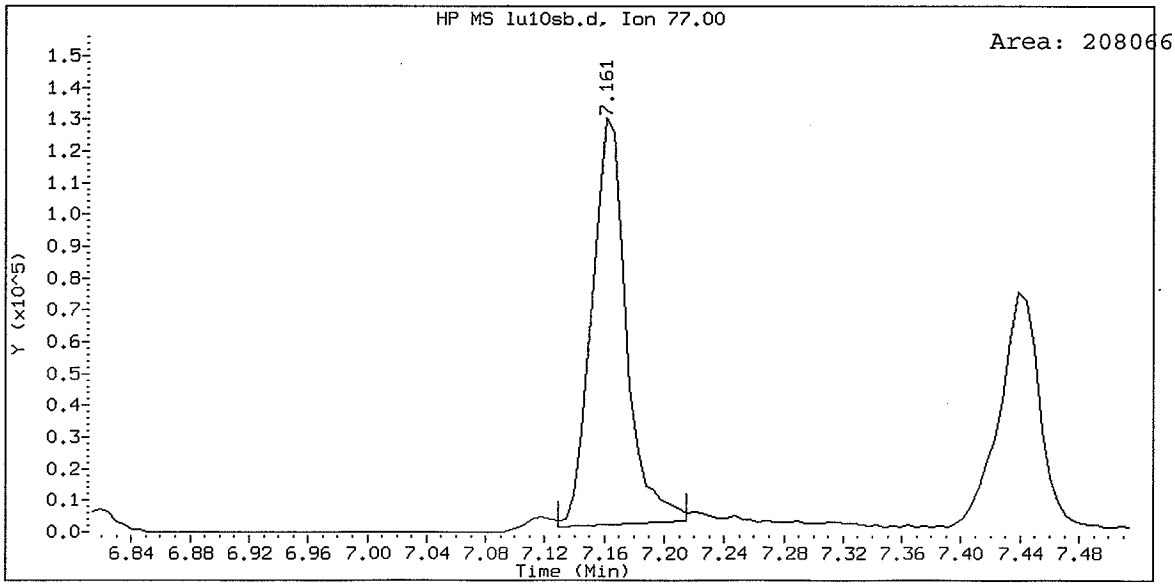

LU10LCSS1, /chem3/nt4.i/20071101.b/lu10sb.d
Benzoic acid Amount: 54.22

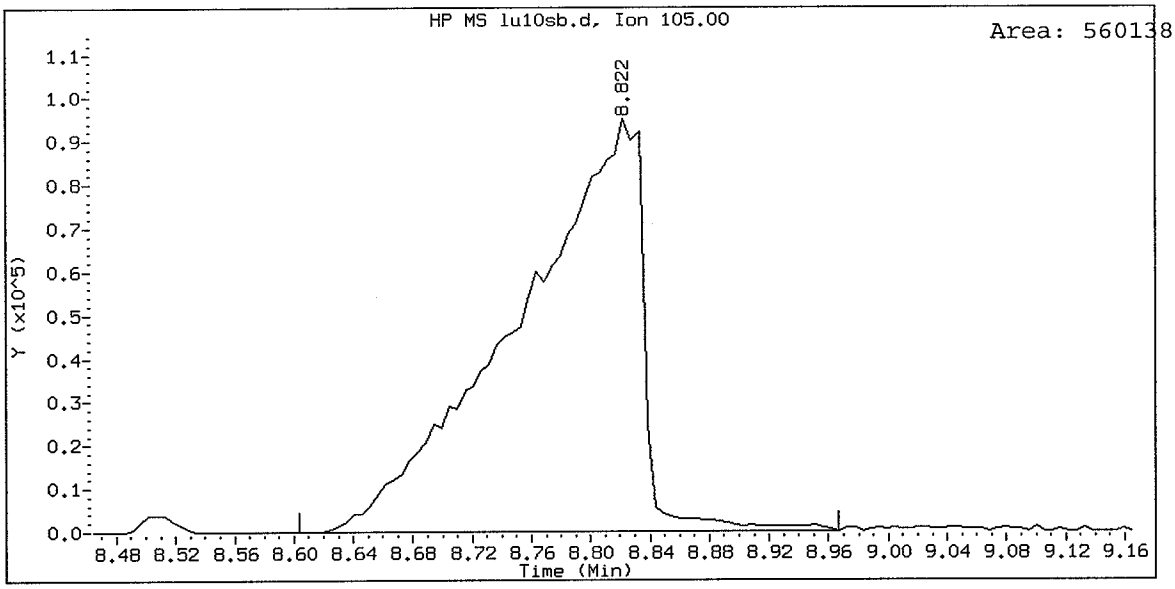

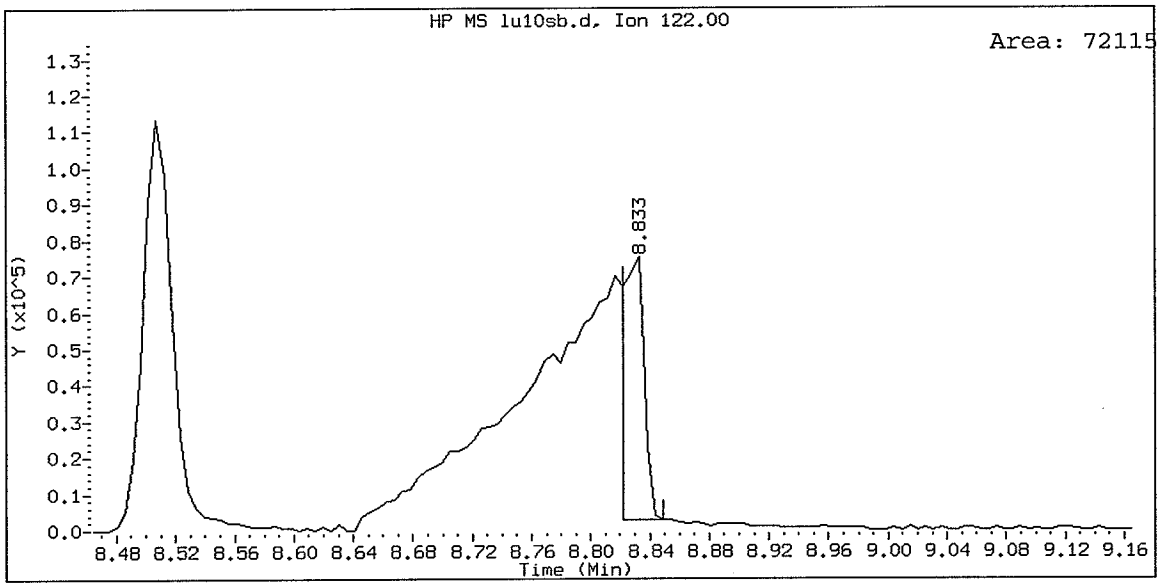

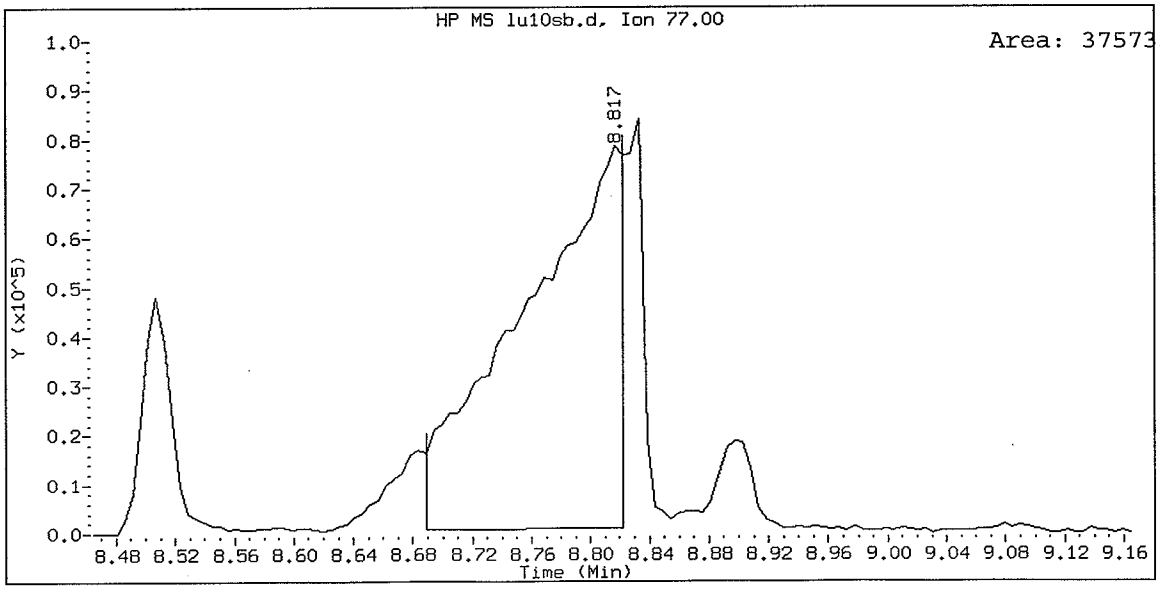

Analytical Resources, Inc.

Semivolatile Report SW846 Method 8270D

Data file : /chem3/nt4.i/20071101.b/lu10sbd.d
Lab Smp Id: LU10LCSDS1 Client Smp ID: LU10LCSDS1
Inj Date : 01-NOV-2007 16:08
Operator : VTS Inst ID: nt4.i
Smp Info : LU10LCSDS1
Misc Info : 07-21929
Comment : 1ul Injection
Method : /chem3/nt4.i/20071101.b/SW846.m
Meth Date : 02-Nov-2007 11:40 jeff Quant Type: ISTD
Cal Date : 01-OCT-2007 11:04 Cal File: 0801001.d
Als bottle: 5 QC Sample: LCSD
Dil Factor: 1.00000
Integrator: HP RTE Compound Sublist: PSDDA.sub
Target Version: 3.50

LTR 11/2/07

Concentration Formula: Amt * DF * Vt/(Ws * (100 - M)/100) * CpndVariable

Name	Value	Description
DF	1.00000	Dilution Factor
Vt	1000.00000	Volume of final extract (uL)
Ws	50.00000	Weight of sample extracted (g)
M	0.00000	% Moisture

Cpnd Variable Local Compound Variable

	Compounds	QUANT SIG MASS	RT	EXP RT	REL RT	RESPONSE	CONCENTRATIONS ON-COLUMN (ug/mL)	CONCENTRATIONS FINAL (ug/kg)
$ 1	2-Fluorophenol	112	4.823	4.748	(0.707)	257126	18.6921	373.8
$ 2	Phenol-d5	99	6.490	6.489	(0.951)	356745	23.1699	463.4
3	Phenol	94	6.511	6.505	(0.955)	314160	17.1806	343.6
$ 5	2-Chlorophenol-d4	132	6.527	6.521	(0.957)	261083	22.8598	457.2
4	Bis(2-Chloroethyl)ether	93	6.533	6.532	(0.958)	220191	15.6261	312.5
6	2-Chlorophenol	128	6.549	6.548	(0.960)	205480	15.6089	312.2
7	1,3-Dichlorobenzene	146	6.746	6.746	(0.989)	189970	14.0982	282.0
* 8	1,4-Dichlorobenzene-d4	152	6.821	6.820	(1.000)	162567	20.0000	
9	1,4-Dichlorobenzene	146	6.842	6.842	(1.003)	193235	14.2289	284.6
$ 10	1,2-Dichlorobenzene-d4	152	7.115	7.114	(1.043)	98069	13.3450	266.9
12	1,2-Dichlorobenzene	146	7.142	7.141	(1.047)	185907	14.6159	292.3
11	Benzyl alcohol	108	7.163	7.162	(1.050)	260707	31.2444	624.9(M)
14	2,2'-oxybis(1-Chloropropane)	45	7.425	7.429	(1.088)	277775	16.2438	324.9
13	2-Methylphenol	108	7.441	7.445	(1.091)	192990	15.9763	319.5
17	Hexachloroethane	117	7.628	7.627	(1.118)	87749	14.2298	284.6

	Compounds	QUANT SIG MASS	RT	EXP RT	REL RT	RESPONSE	CONCENTRATIONS ON-COLUMN (ug/mL)	FINAL (ug/kg)
	16 N-Nitroso-di-n-propylamine	70	7.644	7.643	(1.121)	180863	16.2058	324.1
	15 4-Methylphenol	108	7.692	7.686	(1.128)	428449	34.8458	696.9
$	18 Nitrobenzene-d5	82	7.772	7.771	(0.876)	233406	14.5277	290.6
	19 Nitrobenzene	77	7.799	7.803	(0.880)	260703	14.6440	292.9
	20 Isophorone	82	8.199	8.199	(0.925)	454264	16.1727	323.5
	21 2-Nitrophenol	139	8.322	8.322	(0.939)	106810	15.8833	317.7
	22 2,4-Dimethylphenol	107	8.509	8.509	(0.960)	177180	12.4457	248.9
	23 Bis(2-Chloroethoxy)methane	93	8.632	8.637	(0.973)	260448	15.4499	309.0
	24 Benzoic acid	105	8.824	8.813	(0.995)	531337	51.8003	1036 (M)
	25 2,4-Dichlorophenol	162	8.723	8.722	(0.984)	153906	16.0177	320.4
	26 1,2,4-Trichlorobenzene	180	8.824	8.829	(0.995)	160161	14.1006	282.0
*	27 Naphthalene-d8	136	8.867	8.872	(1.000)	609064	20.0000	
	28 Naphthalene	128	8.899	8.899	(1.004)	561430	15.0147	300.3
	29 4-Chloroaniline	127	9.086	9.086	(1.025)	474844	30.1460	602.9
	30 Hexachlorobutadiene	225	9.246	9.246	(1.043)	90712	13.7945	275.9
	31 4-Chloro-3-methylphenol	107	9.946	9.946	(1.122)	192217	16.2001	324.0
	32 2-Methylnaphthalene	141	10.016	10.015	(1.130)	291249	15.2903	305.8
	33 Hexachlorocyclopentadiene	237	10.406	10.405	(0.891)	208036	35.0754	701.5
	34 2,4,6-Trichlorophenol	196	10.550	10.549	(0.903)	105729	16.1182	322.4
	35 2,4,5-Trichlorophenol	196	10.609	10.608	(0.908)	113025	16.0961	321.9
$	36 2-Fluorobiphenyl	172	10.673	10.677	(0.914)	329994	14.6002	292.0
	37 2-Chloronaphthalene	162	10.774	10.774	(0.922)	325346	15.2098	304.2
	38 2-Nitroaniline	65	11.036	11.035	(0.945)	153572	16.5053	330.1
	39 Dimethylphthalate	163	11.437	11.436	(0.979)	374185	16.0723	321.4
	40 Acenaphthylene	152	11.431	11.431	(0.978)	511754	15.9858	319.7
	41 2,6-Dinitrotoluene	165	11.511	11.511	(0.985)	87719	16.4840	329.7
*	42 Acenaphthene-d10	164	11.682	11.682	(1.000)	327334	20.0000	
	43 3-Nitroaniline	138	11.714	11.709	(1.003)	247817	39.6055	792.1
	44 Acenaphthene	153	11.730	11.730	(1.004)	318088	14.9679	299.4
	45 2,4-Dinitrophenol	184	11.869	11.869	(1.016)	149829	50.5617	1011
	46 Dibenzofuran	168	11.992	11.992	(1.027)	450244	16.2671	325.3
	47 4-Nitrophenol	109	12.083	12.088	(1.034)	69821	15.7956	315.9
	48 2,4-Dinitrotoluene	165	12.120	12.120	(1.037)	115284	16.3880	327.8
	50 Diethylphthalate	149	12.585	12.585	(1.077)	371444	16.2619	325.2
	49 Fluorene	166	12.537	12.537	(1.073)	375303	15.8905	317.8
	51 4-Chlorophenyl-phenylether	204	12.596	12.595	(1.078)	179631	15.5073	310.1
	52 4-Nitroaniline	138	12.681	12.681	(1.085)	83394	13.3465	266.9
	53 4,6-Dinitro-2-methylphenol	198	12.756	12.756	(0.911)	210181	54.8922	1098
	54 N-Nitrosodiphenylamine	169	12.810	12.809	(0.915)	258539	22.3404	446.8
$	55 2,4,6-Tribromophenol	330	12.954	12.953	(1.109)	68013	24.1367	482.7
	56 4-Bromophenyl-phenylether	248	13.354	13.359	(0.954)	92984	15.9051	318.1
	57 Hexachlorobenzene	284	13.536	13.541	(0.967)	96440	15.8675	317.4
	58 Pentachlorophenol	266	13.851	13.856	(0.990)	60213	16.9547	339.1
*	59 Phenanthrene-d10	188	13.996	14.000	(1.000)	470911	20.0000	
	60 Phenanthrene	178	14.033	14.032	(1.003)	547488	16.8222	336.4
	61 Anthracene	178	14.102	14.102	(1.008)	531357	16.1457	322.9
	62 Carbazole	167	14.412	14.412	(1.030)	472596	16.7835	335.7

	Compounds	QUANT SIG MASS	RT	EXP RT	REL RT	RESPONSE	CONCENTRATIONS ON-COLUMN (ug/mL)	CONCENTRATIONS FINAL (ug/kg)
	63 Di-n-butylphthalate	149	15.198	15.197	(1.086)	591291	17.4693	349.4
	64 Fluoranthene	202	15.924	15.923	(1.138)	575437	16.3310	326.6
	65 Pyrene	202	16.255	16.260	(0.892)	571736	18.3951	367.9
$	66 Terphenyl-d14	244	16.635	16.634	(0.913)	311891	17.3825	347.7
	67 Butylbenzylphthalate	149	17.553	17.558	(0.963)	248678	19.0843	381.7
	68 Benzo(a)anthracene	228	18.194	18.199	(0.999)	485113	16.8302	336.6
*	69 Chrysene-d12	240	18.221	18.221	(1.000)	387827	20.0000	
	70 3,3'-Dichlorobenzidine	252	18.253	18.258	(1.002)	324173	31.6726	633.5
	71 Chrysene	228	18.253	18.258	(1.002)	486422	17.1560	343.1
	72 bis(2-Ethylhexyl)phthalate	149	18.579	18.578	(0.953)	327388	19.5771	391.5
*	134 Di-n-octylphthalate-d4	153	19.503	19.503	(1.000)	530771	20.0000	
	73 Di-n-octylphthalate	149	19.509	19.513	(1.000)	552127	18.0586	361.2
	74 Benzo(b)fluoranthene	252	19.813	19.818	(0.975)	475317	17.8425	356.8
	75 Benzo(k)fluoranthene	252	19.845	19.850	(0.977)	488685	17.3652	347.3
	76 Benzo(a)pyrene	252	20.241	20.245	(0.996)	413709	17.4380	348.8
*	77 Perylene-d12	264	20.321	20.325	(1.000)	391270	20.0000	
	78 Indeno(1,2,3-cd)pyrene	276	21.656	21.661	(1.066)	449068	17.2209	344.4
	79 Dibenzo(a,h)anthracene	278	21.688	21.693	(1.067)	446645	20.8546	417.1
	80 Benzo(g,h,i)perylene	276	21.934	21.944	(1.079)	314073	13.3714	267.4
	90 N-Nitrosodimethylamine	74	Compound Not Detected.					
	91 Aniline	93	6.383	6.377	(0.936)	543673	24.9291	498.6
	93 Benzidine	184	Compound Not Detected.					
	103 Pyridine	79	Compound Not Detected.					
	105 1-methylnaphthalene	141	10.176	10.181	(1.148)	295344	15.3109	306.2
	111 Azobenzene (1,2-DP-Hydrazine)	77	12.836	12.841	(1.099)	561498	17.7216	354.4

QC Flag Legend

M - Compound response manually integrated.

Data File: /chem3/nt4.i/20071101.b/lu10sbd.d
Report Date: 02-Nov-2007 11:40

Analytical Resources, Inc.

INTERNAL STANDARD COMPOUNDS
AREA AND RT SUMMARY

Instrument ID: nt4.i
Lab File ID: lu10sbd.d
Lab Smp Id: LU10LCSDS1
Analysis Type: SV
Quant Type: ISTD
Operator: VTS
Method File: /chem3/nt4.i/20071101.b/SW846.m
Misc Info: 07-21929

Calibration Date: 01-NOV-2007
Calibration Time: 14:35
Client Smp ID: LU10LCSDS1
Level: LOW
Sample Type: Solid

COMPOUND	STANDARD	AREA LIMIT LOWER	AREA LIMIT UPPER	SAMPLE	%DIFF
8 1,4-Dichlorobenze	145384	72692	290768	162567	11.82
27 Naphthalene-d8	530525	265262	1061050	609064	14.80
42 Acenaphthene-d10	280701	140350	561402	327334	16.61
59 Phenanthrene-d10	391934	195967	783868	470911	20.15
69 Chrysene-d12	354658	177329	709316	387827	9.35
134 Di-n-octylphthala	506314	253157	1012628	530771	4.82
77 Perylene-d12	400782	200391	801564	391270	-2.37

COMPOUND	STANDARD	RT LIMIT LOWER	RT LIMIT UPPER	SAMPLE	%DIFF
8 1,4-Dichlorobenze	6.82	6.32	7.32	6.82	0.01
27 Naphthalene-d8	8.87	8.37	9.37	8.87	-0.05
42 Acenaphthene-d10	11.68	11.18	12.18	11.68	0.01
59 Phenanthrene-d10	14.00	13.50	14.50	14.00	-0.03
69 Chrysene-d12	18.22	17.72	18.72	18.22	0.00
134 Di-n-octylphthala	19.50	19.00	20.00	19.50	0.00
77 Perylene-d12	20.33	19.83	20.83	20.32	-0.02

AREA UPPER LIMIT = +100% of internal standard area.
AREA LOWER LIMIT = - 50% of internal standard area.
RT UPPER LIMIT = + 0.50 minutes of internal standard RT.
RT LOWER LIMIT = - 0.50 minutes of internal standard RT.

Data File: /chem3/nt4.i/20071101.b/lu10sbd.d
Report Date: 02-Nov-2007 11:40

Analytical Resources, Inc.

RECOVERY REPORT

Client Name: Hart Crowser, Inc.
Sample Matrix: SOLID
Lab Smp Id: LU10LCSDS1
Level: LOW
Data Type: MS DATA
SpikeList File: PSDDALCS.spk
Sublist File: PSDDA.sub
Method File: /chem3/nt4.i/20071101.b/SW846.m
Misc Info: 07-21929

Client SDG: LU10
Fraction: SV
Client Smp ID: LU10LCSDS1
Operator: VTS
SampleType: LCSD
Quant Type: ISTD

	SPIKE COMPOUND	CONC ADDED ug/kg	CONC RECOVERED ug/kg	% RECOVERED	LIMITS
3	Phenol	500.0	343.6	68.72	45-89
4	Bis(2-Chloroethyl)	500.0	312.5	62.50	42-82
6	2-Chlorophenol	500.0	312.2	62.44	46-80
7	1,3-Dichlorobenzen	500.0	282.0	56.39	45-76
9	1,4-Dichlorobenzen	500.0	284.6	56.92	45-76
11	Benzyl alcohol	1000	624.9	62.49	36-79
12	1,2-Dichlorobenzen	500.0	292.3	58.46	44-78
13	2-Methylphenol	500.0	319.5	63.91	47-82
14	2,2'-oxybis(1-Chlo	500.0	324.9	64.98	36-96
15	4-Methylphenol	1000	696.9	69.69	47-86
16	N-Nitroso-di-n-pro	500.0	324.1	64.82	42-84
17	Hexachloroethane	500.0	284.6	56.92	40-77
19	Nitrobenzene	500.0	292.9	58.58	35-94
20	Isophorone	500.0	323.5	64.69	50-86
21	2-Nitrophenol	500.0	317.7	63.53	46-84
22	2,4-Dimethylphenol	500.0	248.9	49.78	30-76
23	Bis(2-Chloroethoxy	500.0	309.0	61.80	48-81
24	Benzoic acid	1500	1036	69.07	39-103
25	2,4-Dichlorophenol	500.0	320.4	64.07	50-85
26	1,2,4-Trichloroben	500.0	282.0	56.40	45-81
28	Naphthalene	500.0	300.3	60.06	46-80
29	4-Chloroaniline	1200	602.9	50.24	15-79
30	Hexachlorobutadien	500.0	275.9	55.18	44-79
31	4-Chloro-3-methylp	500.0	324.0	64.80	50-89
32	2-Methylnaphthalen	500.0	305.8	61.16	49-81
33	Hexachlorocyclopen	1500	701.5	46.77	17-98
34	2,4,6-Trichlorophe	500.0	322.4	64.47	48-89
35	2,4,5-Trichlorophe	500.0	321.9	64.38	47-91
37	2-Chloronaphthalen	500.0	304.2	60.84	50-83
38	2-Nitroaniline	500.0	330.1	66.02	45-96
39	Dimethylphthalate	500.0	321.4	64.29	53-87
40	Acenaphthylene	500.0	319.7	63.94	51-84
41	2,6-Dinitrotoluene	500.0	329.7	65.94	49-95

OK

SPIKE COMPOUND	CONC ADDED ug/kg	CONC RECOVERED ug/kg	% RECOVERED	LIMITS
43 3-Nitroaniline	1280	792.1	61.88	36-92
44 Acenaphthene	500.0	299.4	59.87	51-83
45 2,4-Dinitrophenol	1500	1011	67.42	10-191
46 Dibenzofuran	500.0	325.3	65.07	50-86
47 4-Nitrophenol	500.0	315.9	63.18	44-98
48 2,4-Dinitrotoluene	500.0	327.8	65.55	50-98
49 Fluorene	500.0	317.8	63.56	52-86
50 Diethylphthalate	500.0	325.2	65.05	55-89
51 4-Chlorophenyl-phe	500.0	310.1	62.03	51-85
52 4-Nitroaniline	500.0	266.9	53.39	30-87
53 4,6-Dinitro-2-meth	1500	1098	73.19	10-136
54 N-Nitrosodiphenyla	500.0	446.8	89.36	28-158
56 4-Bromophenyl-phen	500.0	318.1	OK 63.62	50-90
57 Hexachlorobenzene	500.0	317.4	63.47	49-91
58 Pentachlorophenol	500.0	339.1	67.82	40-100
60 Phenanthrene	500.0	336.4	67.29	51-91
61 Anthracene	500.0	322.9	64.58	51-86
62 Carbazole	500.0	335.7	67.13	51-89
63 Di-n-butylphthalat	500.0	349.4	69.88	58-95
64 Fluoranthene	500.0	326.6	65.32	54-94
65 Pyrene	500.0	367.9	73.58	46-100
67 Butylbenzylphthala	500.0	381.7	76.34	51-99
68 Benzo(a)anthracene	500.0	336.6	67.32	52-90
70 3,3'-Dichlorobenzi	1280	633.5	49.49	10-86
71 Chrysene	500.0	343.1	68.62	51-93
72 bis(2-Ethylhexyl)p	500.0	391.5	78.31	36-111
73 Di-n-octylphthalat	500.0	361.2	72.23	29-108
74 Benzo(b)fluoranthe	500.0	356.8	71.37	54-102
75 Benzo(k)fluoranthe	500.0	347.3	69.46	45-107
76 Benzo(a)pyrene	500.0	348.8	69.75	52-95
78 Indeno(1,2,3-cd)py	500.0	344.4	68.88	34-105
79 Dibenzo(a,h)anthra	500.0	417.1	83.42	36-112
80 Benzo(g,h,i)peryle	500.0	267.4	53.49	25-116

SURROGATE COMPOUND	CONC ADDED ug/kg	CONC RECOVERED ug/kg	% RECOVERED	LIMITS
$ 1 2-Fluorophenol	750.0	373.8	49.85	11-84
$ 2 Phenol-d5	750.0	463.4	61.79	25-86
$ 5 2-Chlorophenol-d4	750.0	457.2	60.96	23-91
$ 10 1,2-Dichlorobenzen	500.0	266.9	53.38	24-90
$ 18 Nitrobenzene-d5	500.0	290.6	58.11	26-88
$ 36 2-Fluorobiphenyl	500.0	292.0	58.40	34-91
$ 55 2,4,6-Tribromophen	750.0	482.7	64.36	25-107

SURROGATE COMPOUND	CONC ADDED ug/kg	CONC RECOVERED ug/kg	% RECOVERED	LIMITS
$ 66 Terphenyl-d14	500.0	347.7	69.53	22-100

Data File: /chem3/nt4.i/20071101.b/lu10sbd.d
Date : 01-NOV-2007 16:08
Client ID: LU10LCSDS1
Sample Info: LU10LCSDS1
Volume Injected (uL): 1.0
Column phase: ZB-5

Instrument: nt4.i
Operator: VTS
Column diameter: 0.32

1090

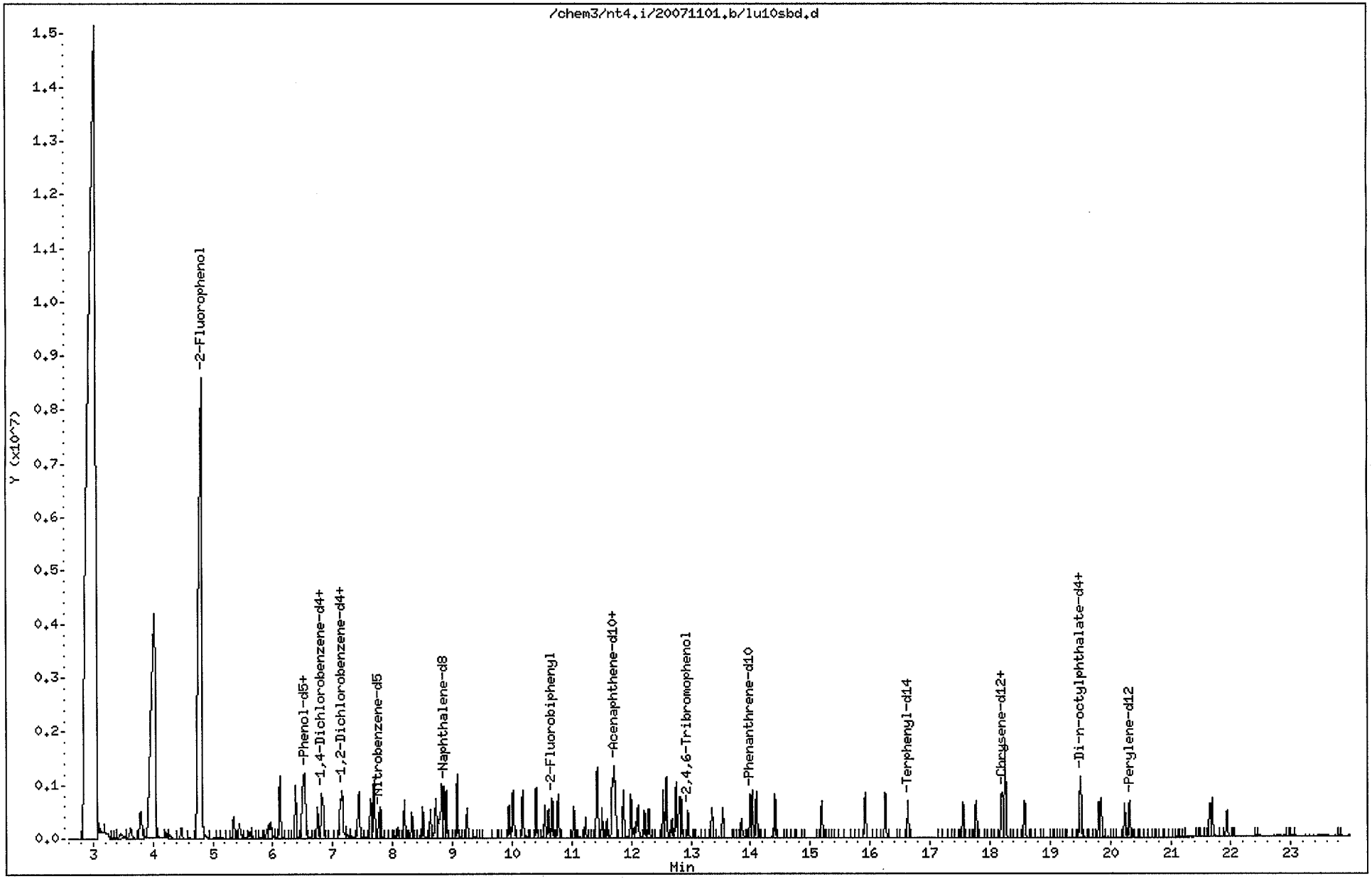

LU10LCSDS1, /chem3/nt4.i/20071101.b/lu10sbd.d
Benzyl alcohol Amount: 31.24

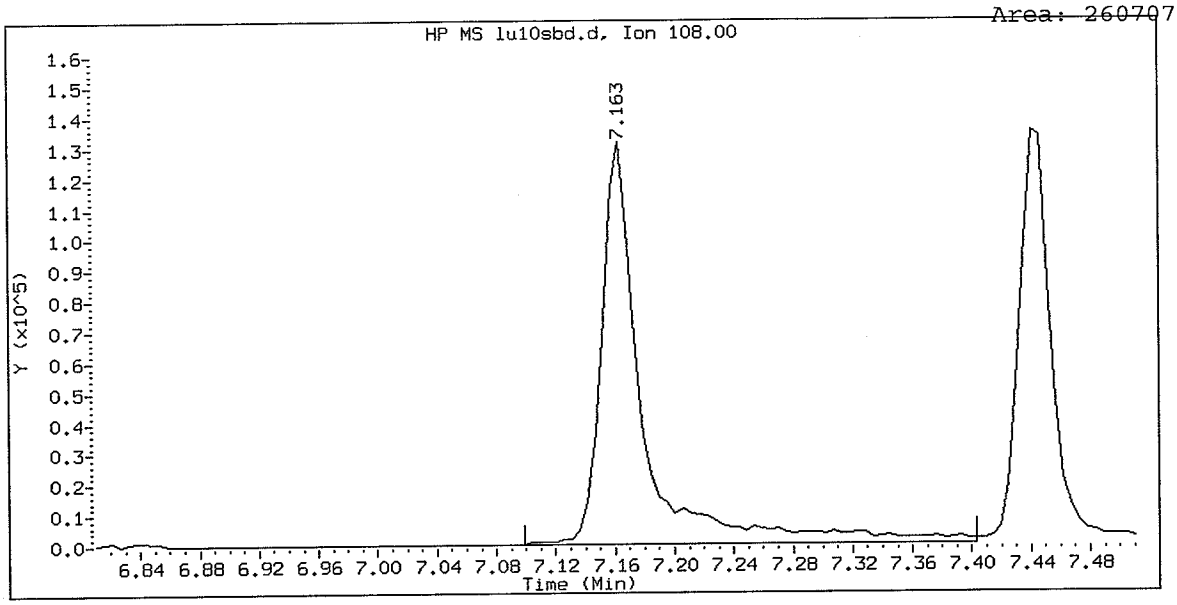

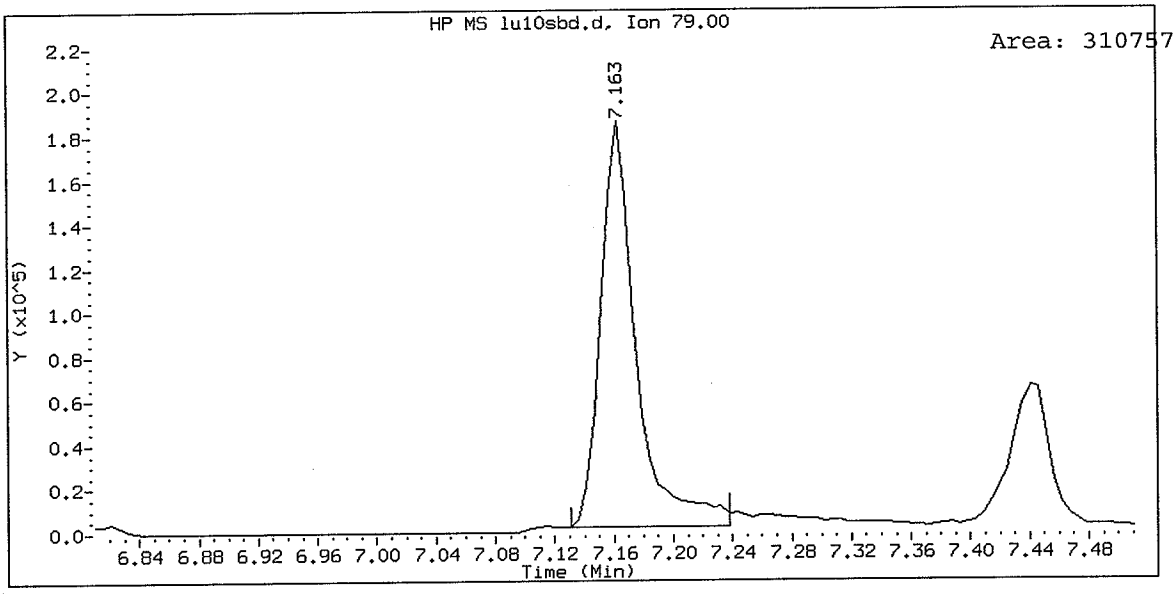

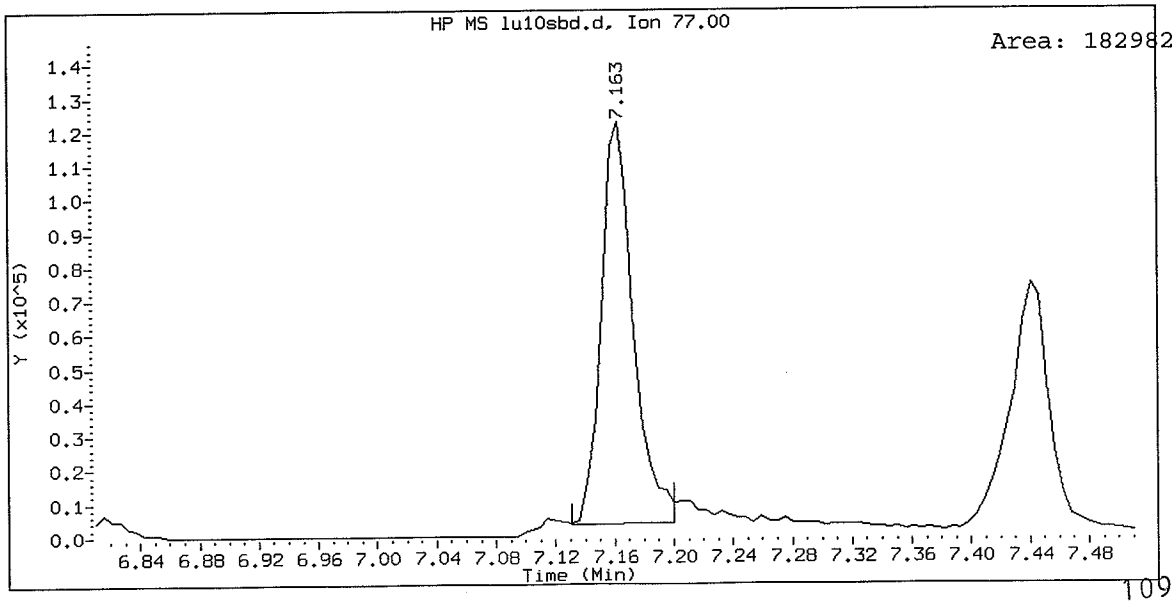

LU10LCSDS1, /chem3/nt4.i/20071101.b/lu10sbd.d
Benzoic acid Amount: 51.80

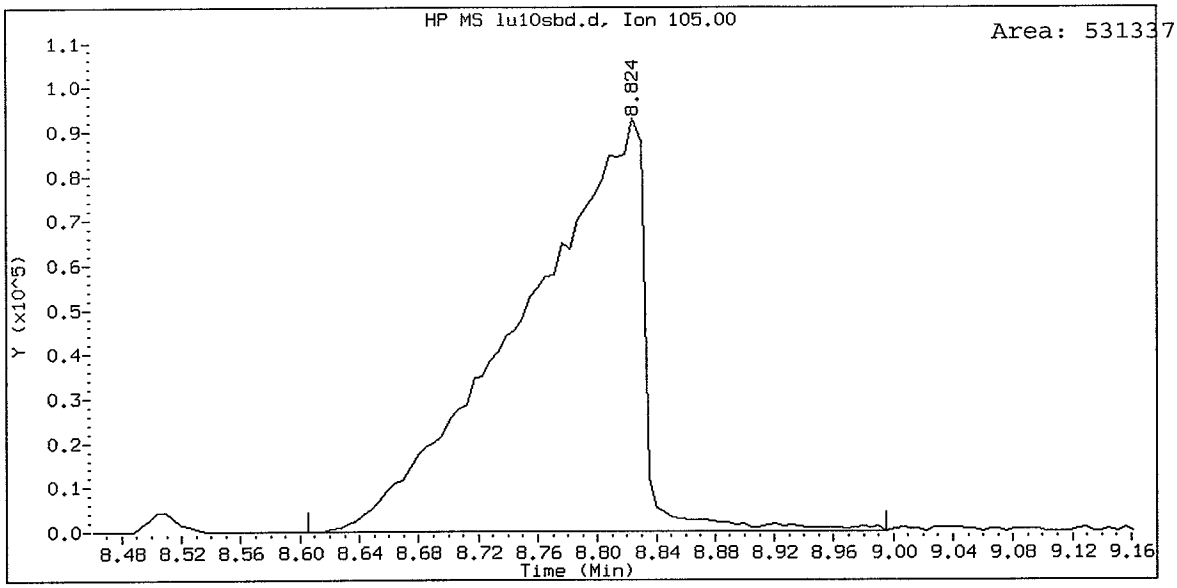

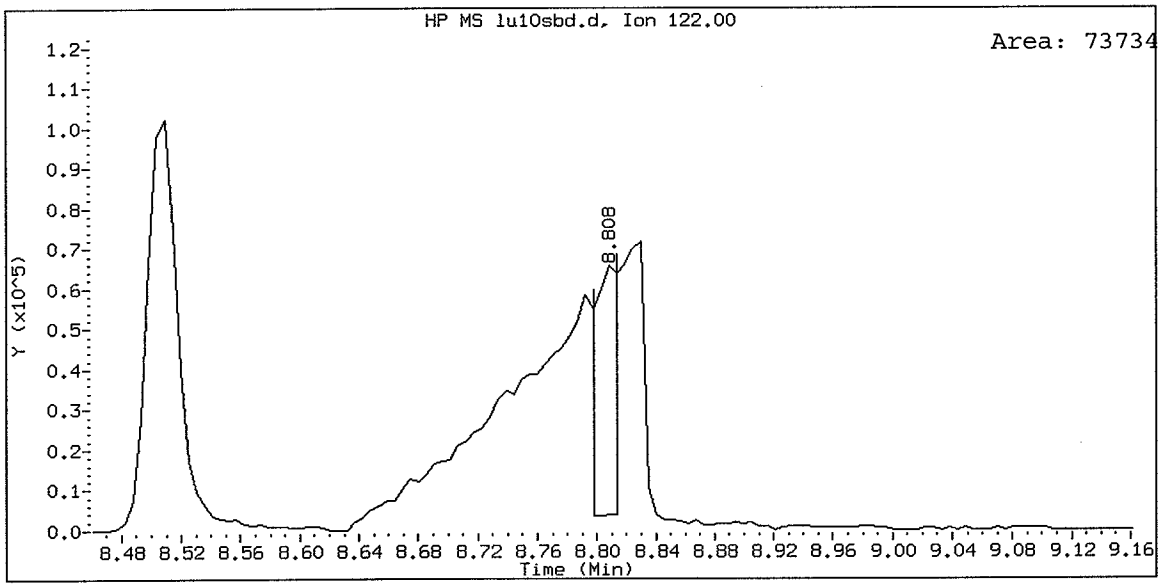

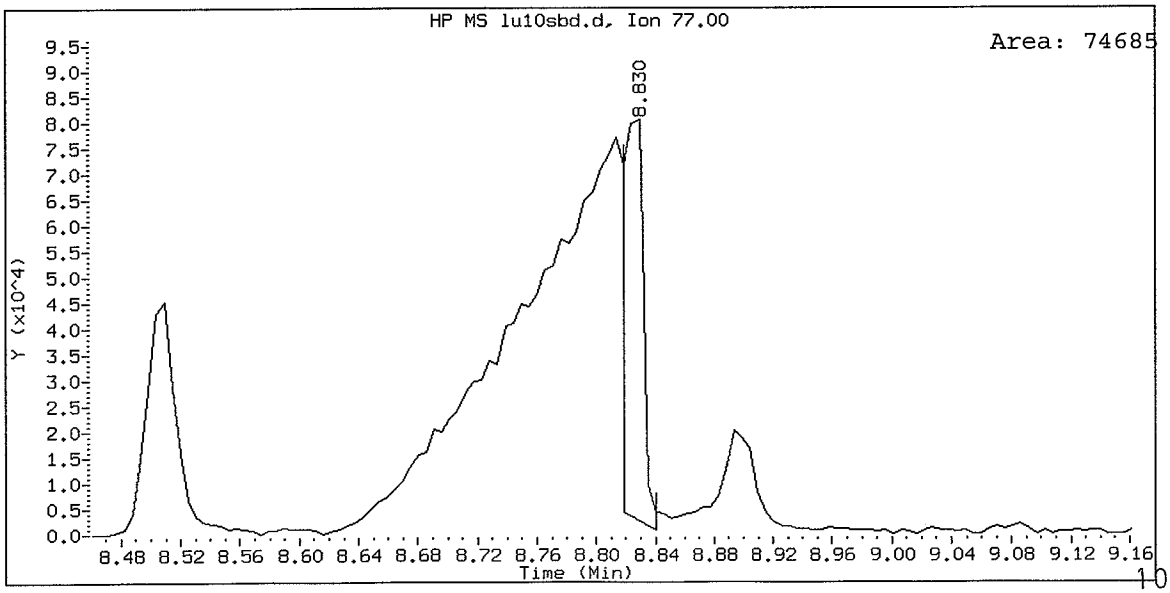

Semivolatile Organics
Extraction Bench Sheets/Run Logs

prepared
for

ANCHOR ENVIRONMENTAL

Project : KIMBERLY CLARK ANACORTES

ARI JOB NO. LR71

prepared
by

Analytical Resources, Inc.

Analytical Resources,Incorporated
Analytical Chemists and Consultants

GPC 1 Log

Date: 10-12-07 Initial Run Number: _____

Analyst: SP

Loop Number	ARI Lab ID	Aliquot Loaded
1	DCM Rinse	1:1 (1mL)
2	LR71MBS 10/10	1:2 (2mL)
3	A	
4	B	
5	C	
6	D	
7	E	
8	F	
9	H	
10	I	
11	J	
12	K	
13	L	
14	SBS 10/10	
15	EMS	
16	EMSD	
17		
18		
19		
20		
21		
22		
23		

SP 10/12/07

Comments / Program Name

Flow Rate: 7.0 mL/min
(Average of two measurements)

Method	BAN program	PCB Program
Dump	15	
Collect	28	
Wash	30	

Stop Time: 30.15
Analyst: SP

Lab Temp 69.6° (64 - 77°F)

Collection Line Witness: DP Before Run

10/15/07 After Run

Analytical Resources, Inc.

RECOVERY REPORT

Client Name: Client SDG: 20070831
Sample Matrix: SOLID Fraction: SV
Lab Smp Id: GPC1 VER
Level: LOW Operator: LJR/VTS
Data Type: MS DATA SampleType: LCS
SpikeList File: PSDDALCS.spk Quant Type: ISTD
Sublist File: PSDDA.sub
Method File: /chem1/nt6.i/20070831.b/SW846.m
Misc Info:

SPIKE COMPOUND	CONC ADDED ug/Kg	CONC RECOVERED ug/Kg	% RECOVERED	LIMITS
3 Phenol	500.0	484.9	96.98*	45-89
4 Bis(2-Chloroethyl	500.0	0.000	*	42-82
6 2-Chlorophenol	500.0	553.8	110.75*	46-80
7 1,3-Dichlorobenze	500.0	0.000	*	45-76
9 1,4-Dichlorobenzen	500.0	327.5	65.49	45-76
11 Benzyl alcohol	1000	0.000	*	36-79
12 1,2-Dichlorobenze	500.0	0.000	*	44-78
13 2-Methylphenol	500.0	0.000	*	47-82
14 2,2'-oxybis(1-Chl	500.0	0.000	*	36-96
15 4-Methylphenol	1000	0.000	*	47-86
16 N-Nitroso-di-n-pro	500.0	367.2	73.43	42-84
17 Hexachloroethane	500.0	0.000	*	40-77
19 Nitrobenzene	500.0	0.000	*	35-94
20 Isophorone	500.0	0.000	*	50-86
21 2-Nitrophenol	500.0	0.000	*	46-84
22 2,4-Dimethylphenol	500.0	0.000	*	30-76
23 Bis(2-Chloroethox	500.0	0.000	*	48-81
24 Benzoic acid	1500	0.000	*	39-103
25 2,4-Dichlorophenol	500.0	0.000	*	50-85
26 1,2,4-Trichloroben	500.0	341.2	68.24	45-81
28 Naphthalene	500.0	0.000	*	46-80
29 4-Chloroaniline	1200	0.000	*	15-79
30 Hexachlorobutadie	500.0	0.000	*	44-79
31 4-Chloro-3-methylp	500.0	565.7	113.14*	50-89
32 2-Methylnaphthale	500.0	0.000	*	49-81
33 Hexachlorocyclope	1500	0.000	*	17-98
34 2,4,6-Trichloroph	500.0	0.000	*	48-89
35 2,4,5-Trichloroph	500.0	0.000	*	47-91
37 2-Chloronaphthale	500.0	0.000	*	50-83
38 2-Nitroaniline	500.0	0.000	*	45-96
39 Dimethylphthalate	500.0	0.000	*	53-87
40 Acenaphthylene	500.0	0.000	*	51-84
41 2,6-Dinitrotoluene	500.0	0.000	*	49-95

Analytical Resources, Incorporated
Analytical Chemists and Consultants

SVOA

Organic Extractions Benchsheet
8270 BAN / Skydrol / Phenol – Soil/ Sediment/ Tissue

In-House ☐ | PSDDA ☒ | Macrotip ☒ | Tissuemizer ☐ | KD ☒ | TurboVap ☒

QA LIMs #
EXT LIMs #
Bid # SV1010C-01
ARI Job No(s) LR71

Client Name / Project ID: Anchor Enviromental, LLC

Extraction Requirements	Verify Client ID	Volume Extracted (g)	GPC (Y/N) (Req)	KD	Final Effective Volume	Volume to Lab	Comments
MB LR71 MBS	10-10-07	50.00	1:2		1mL	0.5mL	20mL DI H_2O
SB: SBS	↓	50.00					MB|SB
A	Verified	104.02					
B		101.02					
C		75.00					
d		71.00					
E		65.06					
EMS		65.06					
EMSd		65.04					
F		75.02					
H		79.02					
I		97.06					
J		65.00					
K		86.04					
L	↓	76.00	↓	↓	↓	↓	
Analyst/Date	CJZ 10-10-07 SAL 10-10-07		SP 10/12/07	2nd KD 10/15/07 AR 10/11/07	SP 10/12/07	SP 10/15/07	

Spike	Spike ID	Volume	Conc	Analyst	Witness
Surrogate	A,	250 µL	100/150 µg/mL	CJZ	SAL
LCS	7	250 µL	100 µg/mL	CJZ	
LCS(extra)	12	250 µL	200 µg/mL	CJZ	
	10	250 µL	100/200 µg/mL	CJZ	
MS/MSD		µL	µg/mL		
Extraction Time:					

Solvent / Reagent	ID
Na_2SO_4 ID:	9/26 #6
(DCM) CH_2Cl_2 ID:	I3949
1:1 DCM/ACE ID:	F855
Hexane:	
0.05% HCl/Acetone:	
Neutral Glasswool:	8/13 #3

Analytical Resources, Incorporated
Analytical Chemists and Consultants

Organic Extractions Laboratory
Analyst Notes

ARI Job No.: LR71

Client ID: Anchor Environmental LLC

Parameter: BAN PSDDA

Client Project: Kimberly Clark - Anacortes

SOP Number(s): 3745

No Anomalies:

List problems, concerns, corrective actions and any other pertinent information
LR71 A-L - all have sulfur smell. poured out standing H_2O.
LR71I - woodchips and other organics
LR71J - two small live crabs. SAL 10-4-07
Excessive D.I. H_2O was used to de-activate blanks. Blanks required an extra amount of Sodium Sulfate to properly dry. SH 11/11/07

Analyst Initials:		Date:	

Analytical Resources, Incorporated
Analytical Chemists and Consultants

REQUEST FOR RE-EXTRACTION / RE-ANALYSIS
(Organic Analyses)

Todays Date: 10/25/07 **Client Name:** Anchor

ARI Project Number: LR71 **Client Project:** Kimberly Clark Anacortes

Analysis: BANS **Turn Around Time:** ASAP

Project Manager: Sue **Date Sampled:** 9/27/07 & 9/28/07

Criteria Flagged

Unacceptable Blank:	☐	**Unacceptable Surrogate:**	☐
Unacceptable Duplicate:	☐	**Instrument Problem:**	☐
Unacceptable Spike:	☒	**Other:**	☐
Overwrite LIMS:	☐	**Enter as Re-extract:**	☐

Details of Problem / Recommended Corrective Action

SB recoveries no good

Samples Affected

All LR71

Corrective Action Taken

Re-extract

Analyst: [signature] **Supervisor:** _____

Date: 10/25/07 **Date:** _____

Analytical Resources, Incorporated
Analytical Chemists and Consultants

Organic Extractions Benchsheet
8270 BAN / Skydrol / Phenol – Soil/Sediment/Tissue

In-House ☐ | PSDDA ☒ | Macrotip ☒ | Tissuemizer ☐ | KD ☒ | TurboVap ☒

QA LIMs #
EXT LIMs #
Bid # SV1026B-01
ARI Job No(s) LU10, LU21, LR71 (R1)

Client Name / Project ID
Hart Crowser, Inc.
Seattle Public Utilities
Anchor Environmental, LLC

Extraction Requirements	Verify Client ID	Volume Extracted (g)	#1 GPC Y/N	KD	Final Effective Volume	Volume to Lab	Comments
MB: LU10MBS	10	7.50	(REQ) 1:2		1mL	0.5mL	Equivalent to 50g = 7.5g + 2mL DI H_2O see notes
SB: SBS		7.50	1:2 SP 10/31				
SBSD		7.50	↓				
A	Verified	76.64	1:4 10/30		2mL		
LU21 A		29.82	1:2 10/29 SP 10/30		1mL		
B		35.48					
C		34.48					
D		21.82					
E		23.30					
LR71 A2		104.26					
B2		101.30					
C2		75.30					
D2		71.56					
E2		65.54	↓				
EMS2		65.70	1:2 SP 10/31				
EMSD2		65.84	↓ 10/30				
F2		75.68	1:2 SP 10/30				
H2		79.94	↓				
I2		97.18					
J2		65.72	1:2 SP 10/31				
K2		86.34	↓				
L2		76.50					+ DCM RINSE FROM GPC - MP 11/1/07
Analyst/Date	GP 10/27/07	GP 10/27/07		HO 10/29/07 HO 10/31/07		MP 11/1/07	

Spike	Spike ID	Volume	Conc	Analyst	Witness	Solvent / Reagent	ID
Surrogate	A_2	250 µL	100/150 µg/mL	WW	GP	Na_2SO_4 ID:	10/18 #5 21929
LCS	7	250 µL	100 µg/mL	WW	GP	(DCM) CH_2Cl_2 ID:	I3978 22070
LCS(extra)	12	250 µL	200 µg/mL	WW	GP	1:1 DCM/ACE ID:	F867 23292
	10A	250 µL	100/200 µg/mL	WW	GP	Hexane:	
MS/MSD		µL	µg/mL	↓		0.05% HCl/Acetone:	
Extraction Time: 15:40						Neutral Glasswool:	

3009F

Revision 9
01/03/2007

Analytical Resources, Incorporated
Analytical Chemists and Consultants

Organic Extractions Laboratory
Analyst Notes

ARI Job No.: LR71 (RX)

Client ID: Anchor Environmental, LLC

Parameter: BAN

Client Project: Kimberly Clark Anacortes

SOP Number(s): 3445

No Anomalies:

List problems, concerns, corrective actions and any other pertinent information

Analyst Initials:		**Date:**	

Analytical Resources Inc.: Organics Instrument Log

NT-4 Serial No.: GC = US00010849; MS = US72821113

Date: 10/1/07 Analysis: BANS Analyst: LLK

GC Program: ABN Column No: 122191 Column Type: ZB-5

Instrument Tune (.U or .CT.): DT0921 EM Voltage: 1753

Calibration File: 0251001 Curve Date: 10/1/07

IS/SS	Ical/Ccal	LCS/ICV
1449-3	1458-4	
	1459-1,2	
	1462-2,3	

	Time	Filename	LabID	ClientId	DF													
1	1031	0251001.d	ABN 25	ABN 25	1	8.10	110324	10.14	430280	13.00	242988	15.37	380514	19.69	406554	21.84	429313	20.83	598971
2	1104	0801001.d	ABN 80	ABN 80	1	8.11	144455	10.15	529257	13.01	273258	15.38	415414	19.70	448393	21.85	527580	20.84	686610
3	1138	0011001.d	ABN 1	ABN 1	1	8.10	126812	10.14	437688	13.00	231228	15.37	345165	19.68	337796	21.84	357295	20.83	472142
4	1212	0401001.d	ABN 40	ABN 40	1	8.10	109297	10.14	434450	13.00	240213	15.37	370656	19.69	345387	21.84	368819	20.83	519831
5	1246	0051001.d	ABN 5	ABN 5	1	8.10	117611	10.14	404851	13.00	213214	15.37	312873	19.68	273529	21.84	315500	20.83	377218
6	1320	0101001.d	ABN 10	ABN 10	1	8.10	112897	10.14	400792	13.00	221239	15.37	345559	19.68	337352	21.84	363064	20.83	493568
7	1354	icv1001.d	ABN ICV	ABN ICV	1	8.10	115954	10.14	453229	13.00	255917	15.37	392657	19.69	356097	21.84	366502	20.83	513773
8	1428	lq07mb.d	LQ07MBS1	LQ07MBS1	1	8.10	131619	10.14	457819	12.99	242529	15.37	368333	19.68	356298	20.83	492886	21.84	224313
9	1502	lq07sb.d	LQ07LCSS1	LQ07LCSS1	1	8.10	142430	10.14	516774	13.00	280048	15.37	438934	19.69	414720	20.83	626434	21.84	417580
10	1536	lq07sbd.d	LQ07LCSDS1	LQ07LCSDS1	1	8.10	137055	10.14	488606	13.00	261053	15.37	417431	19.69	404001	20.83	618570	21.84	425501
11	1610	lp67mb.d	LP67MBS1	LP67MBS1	1	8.10	142031	10.14	482376	13.00	250218	15.37	357352	19.68	317972	20.83	444181	21.83	338127
12	1644	lp67sb.d	LP67LCSS1	LP67LCSS1	1	8.10	139724	10.14	503957	13.00	264387	15.37	390587	19.68	309728	20.83	483924	21.83	360744
13	1718	lq07a.d	LQ07A	MW-07-04 Cutti	1	8.10	141594	10.14	509807	13.00	268346	15.37	410283	19.68	421618	20.82	609447	21.84	394357
14	1752	lq07b.d	LQ07B	MW-07-01 Cutti	1	8.10	148043	10.13	527610	13.00	281513	15.36	438238	19.67	416425	20.82	609061	21.83	368283
15	1826	lq07c.d	LQ07C	MW-07-02 Cutti	1	8.10	136799	10.13	486628	12.99	257690	15.36	382213	19.68	382119	20.82	559652	21.83	287623
16	1900	lp67d.d	LP67D	DM1-CS	1	8.10	140907	10.14	501452	13.00	266099	15.37	409932	19.68	416290	20.83	644057	21.84	420948
17	1933	lp67dms.d	LP67DMS	DM1-CS MS	1	8.10	146575	10.14	516640	13.00	279561	15.37	387358	19.68	346822	20.83	547036	21.84	436728
18	2007	lp67dmd.d	LP67DMSD	DM1-CS MSD	1	8.10	136535	10.14	512635	13.00	282971	15.37	402280	19.69	366878	20.83	568999	21.84	437279
19	2041	lp67f.d	LP67F	DM2-CS	1	8.10	124380	10.14	457578	13.00	277245	15.38	478850	19.73	489150	20.87	612332	21.91	327645
20	2115	lp67h.d	LP67H	DM3-CS	1	8.10	157275	10.14	572111	13.00	323548	15.37	535049	19.68	532407	20.83	804427	21.84	533237

Maintenance / Comments New liner + wool. Clipped column. Cleaned inlet seal.

LLK 10/2/07

Maintenance Verification (Identify ICal or CCal that demonstrates the instrument is in control): 0251001

Every line must contain information or be lined out. Make all entries legible. Start a new page for each QC period.

Analytical Resources, Incorporated
Analytical Chemists and Consultants

GC/MS SVOA Analyst Notes / Corrective Action Log

ARI Project ID: NTA Curve Client ID: ARI

ARI SOP: **801S**(SIM-PNA) **802S**(BTS-HX) **803S**(BTS-PW) (**804S**(8270D) **805S**(BTS-ET)

Parameter(s): BANs

Instrument: NT-1 NT-2 (NT-4) NT-6

Curve Date: 10/1/07 Analysis Start Date: —

DFTPP Tune Meets Criteria?	(YES) / NO	Method Blank in Control?	~~YES / NO~~
DDT Breakdown <20%?	(YES) / NO / NA	LCS / LCSD Recovery in Control?	(YES) / NO
Peak Tailing Factor in Control?	(YES) / NO / NA	MS/MSD Recovery in Control?	~~YES / NO~~
ICal Meets RF & %RSD Criteria?	(YES) / NO	Surrogate Recovery in Control?	(YES) / NO
CCal Meets RF & %RSD Criteria?	~~YES / NO~~	Special Analysis Criteria Met?	(YES) / NO / NA
Internal Standard Meets Criteria?	(YES) / NO		

Detail problems, corrective actions and/or other pertinent information below (use reverse side when necessary): -Dioxane & Dioxane surrogate not curved.

EJK
10/1/07

Additional Details on Reverse: Yes / (No)

Analyst Signature: [signature] **Date:** 10/1/07

Reviewer's Signature: [signature] **Date:** 10/1/07

Analytical Resources Inc.: Organics Instrument Log

NT-6 Serial No.:GC=US00036167, MS=US81221575

Date: 10/18/07 Analysis: BANs Analyst: LJK

GC Program: ABNIVL Column No: 125687 Column Type: ZB-5

Instrument Tune (.U or .CT.): 070929 EM Voltage: 1671

Calibration File: cc1018 Curve Date: 10/1/07

IS/SS	Ical/Ccal	LCS/ICV
1449-3	1450-4	
	1457-1,2	
	1462-2,3	

	Time	Filename	LabID	ClientId	DF													
1	1007	cc1018.d	ABN 25		1	7.90	209365	9.96	696408	12.84	426299	15.22	686887	19.56	718747	21.72	680717	20.72	1031594
2	1042	lr71mb.d	LR71MBS1	LR71MBS1	1	7.91	196851	9.97	642624	12.85	392528	15.23	628504	19.57	591236	20.73	863452	21.73	554552
3	1115	lr71sb.d	LR71LCSS1	LR71LCSS1	1	7.91	204541	9.97	663850	12.85	401615	15.23	652120	19.57	650993	20.74	956174	21.73	583887
4	1149	ls28mb2.d	LS28MBS2	LS28MBS2	1	9.96	672871	12.85	401738	15.23	647027	19.57	609783	21.73	622890				
5	1223	ls28sb2.d	LS28LCSS2	LS28LCSS2	1	9.97	638575	12.85	356448	15.23	545203	19.57	455953	21.73	553380				
6	1257	ls28sbd2.d	LS28LCSDS2	LS28LCSDS2	1	9.97	644949	12.85	365200	15.23	555521	19.57	466229	21.73	562484				
7	1331	ls28b.d	LS28B	SOLIDS-5-071002	3	9.99	732671	12.88	445409	15.25	676381	19.58	749991	21.75	813606				
8	1405	lt59p.d	LT59P	D1-S6-b2	1	9.97	657655	12.85	391160	15.23	662687	19.57	662999	21.73	671107				
9	1439	lr71a.d	LR71A	AN-SS-01-070927	1	7.91	189191	9.97	616459	12.85	376667	15.23	660463	19.58	701501	20.74	995717	21.74	580716
10	1513	lr71b.d	LR71B	AN-SS-02-070927	1	7.91	197786	9.97	668243	12.86	428728	15.24	772764	19.60	970550	20.76	1267104	21.77	693915
11	1547	lr71c.d	LR71C	AN-SS-03-070928	1	7.92	202713	9.97	630327	12.85	373356	15.24	659639	19.58	756753	20.74	1082814	21.75	678558
12	1621	lr71d.d	LR71D	AN-SS-07-070928	1	7.92	196689	9.97	614521	12.85	366890	15.24	635257	19.57	752882	20.74	998802	21.74	621049
13	1655	lr71e.d	LR71E	AN-SS-10-070928	1	7.91	197254	9.97	601231	12.85	326575	15.23	507145	19.57	615072	20.73	877776	21.73	589955
14	1729	lr71ems.d	LR71EMS	AN-SS-10-070928 MS	1	7.92	179861	9.97	596899	12.85	381704	15.24	629026	19.57	637723	20.73	931529	21.73	549566
15	1803	lr71emd.d	LR71EMSD	AN-SS-10-070928 MSD	1	7.91	193234	9.97	606199	12.85	362845	15.24	619131	19.57	682731	20.73	1005443	21.73	561100
16	1836	lr71f.d	LR71F	AN-SS-11-070928	1	7.91	189400	9.97	594257	12.85	356615	15.24	642771	19.59	858973	20.74	1211080	21.75	589128
17	1910	lr71h.d	LR71H	AN-SS-04	1	7.91	177695	9.97	520814	12.85	279072	15.24	480458	19.58	775891	20.75	1148629	21.76	615101
18	1944	lr71i.d	LR71I	AN-SS-05	1	7.92	197352	9.97	632048	12.85	393756	15.24	712380	19.59	903473	20.75	1217237	21.75	572397
19	2018	lr71j.d	LR71J	AN-SS-06	1	7.91	203049	9.97	607154	12.85	323111	15.24	496959	19.57	681258	20.73	963453	21.74	534656
20	2051	lr71k.d	LR71K	AN-SS-08	1	7.91	194329	9.97	605202	12.86	382755	15.24	698411	19.60	929702	20.75	1250276	21.77	511997
21	2125	lr71l.d	LR71L	AN-SS-09	1	7.91	194381	9.97	626329	12.85	398480	15.24	717880	19.59	858666	20.75	1251061	21.76	534676

Maintenance / Comments New liner & wool. Clipped column. Cleaned inlet seal.

LJK 10/19/07

Maintenance Verification (Identify ICal or CCal that demonstrates the instrument is in control): cc1018

Every line must contain information or be lined out. Make all entries legible. Start a new page for each QC period.

1103

Analytical Resources, Incorporated
Analytical Chemists and Consultants

GC/MS SVOA Analyst Notes / Corrective Action Log

ARI Project ID: LR71 Client ID: Anchor

ARI SOP: **801S**(SIM-PNA) **802S**(BTS-HX) **803S**(BTS-PW) **804S**(8270D) **805S**(BTS-ET)

Parameter(s): BANs

Instrument: NT-1 NT-2 NT-4 NT-6

Curve Date: 10/1/07 Analysis Start Date: 10/18/07

DFTPP Tune Meets Criteria?	YES / NO	Method Blank in Control?	YES / NO
DDT Breakdown <20%?	YES / NO / NA	LCS / LCSD Recovery in Control?	YES / NO
Peak Tailing Factor in Control?	YES / NO / NA	MS/MSD Recovery in Control?	YES / NO
ICal Meets RF & %RSD Criteria?	YES / NO	Surrogate Recovery in Control?	YES / NO
CCal Meets RF & %RSD Criteria?	YES / NO	Special Analysis Criteria Met?	YES / NO / NA
Internal Standard Meets Criteria?	YES / NO		

Detail problems, corrective actions and/or other pertinent information below (use reverse side when necessary): -Low-ish SB recoveries. Attempted to GPC archive of SB, results not much better. Sent for RX.

-2-FBP surrogate low in MB/SB.

LJR
10/25/07

Additional Details on Reverse: Yes / No

Analyst Signature: _____ **Date:** 10/25/07

Reviewer's Signature: _____ **Date:** 10/25/07

Analytical Resources Inc.: Organics Instrument Log

NT-6 Serial No.:GC=US00036167, MS=US81221575

Date: 10/19/07 Analysis: BANs Analyst: LJK

GC Program: ABNIUL Column No: 125087 Column Type: ZB-5

Instrument Tune (.U or .CT.): 071029 EM Voltage: 1671

Calibration File: CC1019 Curve Date: 10/1/07

IS/SS	Ical/Ccal	LCS/ICV
1449-3	1458-4	
	1459-1,2	
	1462-2,3	

	Time	Filename	LabID	ClientId	DF															
1	0925	cc1019.d	ABN 25	ABN CCAL	1	7.84	226424	9.91	707249	12.79	406888	15.17	651776	19.51	737814	21.68	694786	20.69	1065410	
2	0959	cc1019a.d	BDPE 25		1	7.83	191934	9.90	611713	12.78	345080	19.50	528222	21.67	548909					
3	1033	lt92mb.d	LT92MBS1	LT92MBS1	1	9.89	638705	12.78	366799	15.17	554576	19.50	518164	21.67	552308					
4	1106	lt92sb.d	LT92LCSS1	LT92LCSS1	1	9.89	639930	12.78	354578	15.17	533945	19.51	527818	21.67	578363					
5	1140	lt92sbd.d	LT92LCSDS1	LT92LCSDS1	1	9.89	658351	12.78	367082	15.17	563583	19.50	561299	21.67	591191					
6	1214	lt94mb.d	LT94MBS1	LT94MBS1	1	7.83	202396	9.90	666394	12.78	392108	15.16	632275	19.50	565386	20.68	821019	21.67	537062	
7	1247	lt94sb.d	LT94LCSS1	LT94LCSS1	1	7.83	208790	9.90	681138	12.78	425327	15.17	663287	19.50	681743	20.68	896204	21.67	550903	
8	1321	lt92a.d	LT92A	I-101607-STK-2	1	9.90	586056	12.78	318346	15.17	499625	19.50	569840	21.67	619653					
9	1355	lt92b.d	LT92B	I-100907-STK-1	1	9.90	558809	12.78	320708	15.17	533086	19.51	630285	21.67	564848					
10	1429	lt93a.d	LT93A	Navy-101607-Fill-1	1	9.90	524773	12.78	288128	15.16	502877	19.50	606132	21.68	610043					
11	1503	lt94a.d	LT94A	CLR-013-101507	1	7.83	163885	9.89	505864	12.78	270171	15.17	443546	19.50	523655	20.68	791833	21.66	383623	
12	1536	lt94b.d	LT94B	CLR-014-101507	1	7.83	201818	9.90	608310	12.78	325333	15.17	548264	19.50	612942	20.68	903305	21.67	561214	
13	1610	lt94c.d	LT94C	CLR-4014-101507	1	7.83	195137	9.90	628381	12.78	355668	15.17	605797	19.50	598700	20.68	865512	21.67	514346	
14	1644	lt94cms.d	LT94CMS	CLR-4014-101507 MS	1	7.83	199491	9.90	638957	12.79	386971	15.17	628304	19.51	668047	20.68	960323	21.67	579268	
15	1717	lt94cmd.d	LT94CMSD	CLR-4014-101507 MSD	1	7.83	194329	9.90	622709	12.78	362871	15.17	591585	19.50	657377	20.68	941734	21.67	553652	
16	1751	lr71fdl.d	LR71F	AN-SS-11-070928	3	7.83	158077	9.90	468974	12.78	256484	15.16	447168	19.51	604323	20.68	847787	21.67	516042	

LJK 10/20/07

Maintenance / Comments New liner + wool. Clipped column. Cleaned inlet seal

Maintenance Verification (Identify ICal or CCal that demonstrates the instrument is in control): CC1019

Every line must contain information or be lined out. Make all entries legible. Start a new page for each QC period.

Analytical Resources, Incorporated
Analytical Chemists and Consultants

GC/MS SVOA Analyst Notes / Corrective Action Log

ARI Project ID: NT6 Curve Client ID: ARI

ARI SOP: **801S**(SIM-PNA) **802S**(BTS-HX) **803S**(BTS-PW) **804S**(8270D) **805S**(BTS-ET)

Parameter(s): BANS

Instrument: NT-1 NT-2 NT-4 NT-6

Curve Date: 10/1/07 Analysis Start Date: —

DFTPP Tune Meets Criteria?	YES / NO	Method Blank in Control?	~~YES / NO~~
DDT Breakdown <20%?	YES / NO / NA	LCS / LCSD Recovery in Control?	YES / NO
Peak Tailing Factor in Control?	YES / NO / NA	MS/MSD Recovery in Control?	~~YES / NO~~
ICal Meets RF & %RSD Criteria?	YES / NO	Surrogate Recovery in Control?	YES / NO
CCal Meets RF & %RSD Criteria?	~~YES / NO~~	Special Analysis Criteria Met?	YES / NO / NA
Internal Standard Meets Criteria?	YES / NO		

Detail problems, corrective actions and/or other pertinent information below (use reverse side when necessary):

LTK
10/1/07

Additional Details on Reverse: Yes / No

Analyst Signature: [signature] **Date:** 10/1/07

Reviewer's Signature: [signature] **Date:** 10/1/07

Analytical Resources Inc.: Organics Instrument Log
NT-4 Serial No.: GC = US00010849; MS = US72821113

Date: 11/1/07 Analysis: BANs Analyst: EJK

GC Program: ABN Column No: 122191 Column Type: ZB-5

Instrument Tune (U) or .CT.): 070921 EM Voltage: 1388

Calibration File: cc1101 Curve Date: 10/1/07

IS/SS	Ical/Ccal	LCS/ICV
1449-3	1458-4	
	1459-1,2	
	1462-2,3	

	Time	Filename	LabID	ClientId	DF											
1	1435	cc1101.d	ABN 25		1	6.82	145384	8.87	530525	11.68	280701	14.00	391934	18.22	354658	20.33	400782	19.50	506314
2	1506	lu10mb.d	LU10MBS1	LU10MBS1	1	6.82	150402	8.87	557632	11.68	296628	13.99	428044	18.22	370917	19.50	507823	20.32	385229
3	1537	lu10sb.d	LU10LCSS1	LU10LCSS1	1	6.82	165263	8.87	613454	11.69	325298	14.00	467434	18.22	378695	19.50	529884	20.32	392157
4	1608	lu10sbd.d	LU10LCSDS1	LU10LCSDS1	1	6.82	162567	8.87	609064	11.68	327334	14.00	470911	18.22	387827	19.50	530771	20.32	391270
5	1639	lr71a2.d	LR71ARE	AN-SS-01-070927	1	6.82	149931	8.87	560313	11.68	297876	14.00	435451	18.24	502690	19.52	753759	20.35	501155
6	1711	lr71b2.d	LR71BRE	AN-SS-02-070927	1	6.83	133446	8.87	482322	11.68	261814	14.01	419690	18.26	665106	19.54	693549	20.38	496914
7	1742	lr71c2.d	LR71CRE	AN-SS-03-070928	1	6.83	165249	8.87	611125	11.69	318065	14.00	432391	18.23	445581	19.51	622522	20.34	475370
8	1813	lr71d2.d	LR71DRE	AN-SS-07-070928	1	6.82	171353	8.87	635791	11.68	319126	14.00	452619	18.23	450806	19.51	635306	20.34	492085
9	1845	lr71e2.d	LR71ERE	AN-SS-10-070928	1	6.82	166412	8.87	605024	11.68	318217	14.00	442973	18.22	467873	19.50	644799	20.33	492457
10	1916	lr71ems2.d	LR71EMSRE	AN-SS-10-070 MS	1	6.82	169624	8.87	621446	11.69	337720	14.00	442952	18.23	446427	19.51	603758	20.33	516940
11	1947	lr71emd2.d	LR71EMSDRE	AN-SS-10-070 MSD	1	6.82	147079	8.87	543344	11.68	289705	14.00	392842	18.23	420545	19.50	559864	20.34	457106
12	2018	lr71f2.d	LR71FRE	AN-SS-11-070928	1	6.83	165938	8.87	598961	11.68	317563	14.00	443947	18.25	522303	19.52	767428	20.36	527367
13	2050	lr71h2.d	LR71HRE	AN-SS-04	1	6.82	164152	8.87	605587	11.68	309756	14.00	442675	18.25	530706	19.53	720058	20.37	559995
14	2121	lr71i2.d	LR71IRE	AN-SS-05	1	6.83	151499	8.87	551420	11.69	322672	14.01	528121	18.26	583655	19.53	812092	20.36	490412
15	2152	lr71j2.d	LR71JRE	AN-SS-06	1	6.83	170134	8.87	616125	11.69	328811	14.00	471706	18.23	504181	19.51	692029	20.34	562162
16	2223	lr71k2.d	LR71KRE	AN-SS-08	1	6.82	148189	8.87	563265	11.69	333421	14.01	523860	18.29	362137	19.56	738341	20.41	415986
17	2254	lr71l2.d	LR71LRE	AN-SS-09	1	6.83	164643	8.88	587768	11.69	328476	14.00	493723	18.27	557406	19.54	752279	20.39	452167
18	2325	lu10adl.d	LU10A	Pile F	3	6.82	160537	8.88	554804	11.69	327439	14.01	506109	18.25	612050	19.53	843020	20.38	433903
19	2356	lu21adl.d	LU21A	CB106-101807	3	6.83	160366	8.88	576205	11.69	360573	14.02	606707	18.28	629340	19.56	754549	20.42	373453
20	0027	lu21bdl.d	LU21B	CB107-101807sump	3	6.82	165370	8.88	580790	11.70	313362	14.02	491095	18.27	585497	19.54	736049	20.39	469159
21	0058	lu21cdl.d	LU21C	CB107-101807filter	3	6.83	173474	8.88	612378	11.69	329069	14.02	543150	18.26	601456	19.53	819896	20.38	526918
22	0129	lu21ddl.d	LU21D	CB108-101807	3	6.83	177327	8.88	630885	11.69	363675	14.01	574946	18.25	622949	19.54	838818	20.39	505256
23	0159	lu21edl.d	LU21E	CB108-101807D	3	6.82	166997	8.88	599308	11.70	359386	14.02	573327	18.26	601127	19.54	790373	20.38	467961
24	0230	dcm1101.d	DCM GPC RINSE		1	6.82	166532	8.88	542721	11.69	330258	14.00	526528	18.23	579919	19.51	787650	20.35	503609

Maintenance / Comments New liner + wool. Clipped column. Cleaned inlet seal.

EJK 11/2/07

Maintenance Verification (Identify ICal or CCal that demonstrates the instrument is in control): cc1101

Every line must contain information or be lined out. Make all entries legible. Start a new page for each QC period.

Analytical Resources, Incorporated
Analytical Chemists and Consultants

GC/MS SVOA Analyst Notes / Corrective Action Log

ARI Project ID: LR11 RX Client ID: Anchor

ARI SOP: **801S**(SIM-PNA) **802S**(BTS-HX) **803S**(BTS-PW) **804S**(8270D) **805S**(BTS-ET)

Parameter(s): BANs

Instrument: NT-1 NT-2 (NT-4) NT-6

Curve Date: 10/1/07 Analysis Start Date: 11/1/07

DFTPP Tune Meets Criteria?	(YES) / NO	Method Blank in Control?	(YES) / (NO)
DDT Breakdown <20%?	(YES) / NO / NA	LCS / LCSD Recovery in Control?	(YES) / NO
Peak Tailing Factor in Control?	(YES) / NO / NA	MS/MSD Recovery in Control?	(YES) / NO
ICal Meets RF & %RSD Criteria?	(YES) / NO	Surrogate Recovery in Control?	(YES) / (NO)
CCal Meets RF & %RSD Criteria?	(YES) / NO	Special Analysis Criteria Met?	YES / NO / (NA)
Internal Standard Meets Criteria?	(YES) / NO		

Detail problems, corrective actions and/or other pertinent information below (use reverse side when necessary): - Bis phthalate in MTB.

- 2-Fluorobiphenyl surrogate low in E.

Reextracts - LCS/LCSD/MB 7.5gr = 50gr Equiv

See pg

11/2/07

Additional Details on Reverse: Yes / (No)

Analyst Signature: [signature] **Date:** 11/2/07

Reviewer's Signature: [signature] **Date:** 11/6/07

PCB Analysis
QC Summary Data

prepared
for

ANCHOR ENVIRONMENTAL

Project : KIMBERLY CLARK ANACORTES

ARI JOB NO. LR71

prepared
by

Analytical Resources, Inc.

ANALYTICAL RESOURCES INCORPORATED

SW8082/PCB SOLIDS SURROGATE RECOVERY SUMMARY

Matrix: Sediment

QC Report No: LR71-Anchor Environmental, LLC
Project: Kimberly Clark Anacortes

Client ID	DCBP % REC	DCBP LCL-UCL	TCMX % REC	TCMX LCL-UCL	TOT OUT
AN-SS-01-070927	106%	32-155	82.0%	33-121	0
AN-SS-02-070927	76.0%	32-155	87.5%	33-121	0
MB-101107	95.8%	54-111	81.5%	37-110	0
LCS-101107	96.0%	54-111	82.5%	37-110	0
AN-SS-03-070928	87.8%	32-155	72.2%	33-121	0
AN-SS-03-070928 MS	99.0%	32-155	80.0%	33-121	0
AN-SS-03-070928 MSD	98.2%	32-155	78.8%	33-121	0
AN-SS-07-070928	102%	32-155	80.0%	33-121	0
AN-SS-10-070928	94.5%	32-155	101%	33-121	0
AN-SS-10-070928 DL	118%	32-155	110%	33-121	0
AN-SS-11-070928	91.2%	32-155	79.8%	33-121	0
AN-SS-11-070928 DL	121%	32-155	85.5%	33-121	0
AN-SS-04	86.0%	32-155	77.0%	33-121	0
AN-SS-04 DL	107%	32-155	85.5%	33-121	0
AN-SS-05	94.5%	32-155	88.5%	33-121	0
AN-SS-06	91.2%	32-155	76.2%	33-121	0
AN-SS-06 DL	95.2%	32-155	88.5%	33-121	0
AN-SS-08	98.8%	32-155	76.2%	33-121	0
AN-SS-09	94.0%	32-155	70.0%	33-121	0

Prep Method: SW3550B
Log Number Range: 07-20766 to 07-20777

ANALYTICAL RESOURCES INCORPORATED

ORGANICS ANALYSIS DATA SHEET
PSDDA PCB by GC/ECD
Page 1 of 1

Sample ID: AN-SS-03-070928
MS/MSD

Lab Sample ID: LR71C
LIMS ID: 07-20768
Matrix: Sediment
Data Release Authorized:
Reported: 10/19/07

QC Report No: LR71-Anchor Environmental, LLC
Project: Kimberly Clark Anacortes

Date Sampled: 09/28/07
Date Received: 09/29/07

Date Extracted MS/MSD: 10/11/07

Date Analyzed MS: 10/17/07 12:56
MSD: 10/17/07 13:13
Instrument/Analyst MS: ECD5/PK
MSD: ECD5/PK
GPC Cleanup: No
Sulfur Cleanup: Yes
Acid Cleanup: Yes
Florisil Cleanup: No

Sample Amount MS: 25.4 g-dry-wt
MSD: 25.4 g-dry-wt
Final Extract Volume MS: 1.0 mL
MSD: 1.0 mL
Dilution Factor MS: 1.00
MSD: 1.00
Silica Gel: No

Percent Moisture: 33.2%

Analyte	Sample	MS	Spike Added-MS	MS Recovery	MSD	Spike Added-MSD	MSD Recovery	RPD
Aroclor 1016	< 3.9 U	14.7	19.7	74.6%	13.1	19.7	66.5%	11.5%
Aroclor 1260	< 3.9 U	14.9	19.7	75.6%	15.8	19.7	80.2%	5.9%

Results reported in µg/kg (ppb)
RPD calculated using sample concentrations per SW846.

ANALYTICAL RESOURCES INCORPORATED

ORGANICS ANALYSIS DATA SHEET
PSDDA PCB by GC/ECD
Page 1 of 1

Sample ID: LCS-101107
LAB CONTROL

Lab Sample ID: LCS-101107
LIMS ID: 07-20768
Matrix: Sediment
Data Release Authorized:
Reported: 10/19/07

QC Report No: LR71-Anchor Environmental, LLC
Project: Kimberly Clark Anacortes

Date Sampled: NA
Date Received: NA

Date Extracted: 10/11/07
Date Analyzed: 10/17/07 09:30
Instrument/Analyst: ECD5/PK
GPC Cleanup: No
Sulfur Cleanup: Yes
Acid Cleanup: Yes
Florisil Cleanup: No

Sample Amount: 25.0 g-dry-wt
Final Extract Volume: 1.0 mL
Dilution Factor: 1.00
Silica Gel: No

Percent Moisture: NA

Analyte	Lab Control	Spike Added	Recovery
Aroclor 1016	14.2	20.0	71.0%
Aroclor 1260	15.8	20.0	79.0%

PCB Surrogate Recovery

Decachlorobiphenyl	96.0%
Tetrachlorometaxylene	82.5%

Results reported in µg/kg (ppb)

4

PCB METHOD BLANK SUMMARY

BLANK NO.

LR71MBS1

Lab Name: ANALYTICAL RESOURCES, INC Client: ANCHOR

ARI Job No.: LR71 Project: KIMBERLY CLARK ANACO

Lab Sample ID: LR71MBS1 Lab File ID: 1017B003

Date Extracted: 10/11/07 Matrix: SOLID

Date Analyzed: 10/17/07 Instrument ID: ECD5

Time Analyzed: 0913 GC Columns: ZB5/ZB35

THIS METHOD BLANK APPLIES TO THE FOLLOWING SAMPLES, MS and MSD:

	CLIENT SAMPLE NO.	LAB SAMPLE ID	DATE ANALYZED
01	LR71LCSS1	LR71LCSS1	10/17/07
02	AN-SS-01-070927	LR71A	10/17/07
03	AN-SS-02-070927	LR71B	10/17/07
04	AN-SS-03-070928	LR71C	10/17/07
05	AN-SS-03-070928 MS	LR71CMS	10/17/07
06	AN-SS-03-070928 MSD	LR71CMSD	10/17/07
07	AN-SS-07-070928	LR71D	10/17/07
08	AN-SS-10-070928	LR71E	10/17/07
09	AN-SS-11-070928	LR71F	10/17/07
10	AN-SS-04	LR71H	10/17/07
11	AN-SS-05	LR71I	10/17/07
12	AN-SS-06	LR71J	10/17/07
13	AN-SS-10-070928	LR71E	10/17/07
14	AN-SS-11-070928	LR71F	10/17/07
15	AN-SS-04	LR71H	10/17/07
16	AN-SS-06	LR71J	10/17/07
17	AN-SS-08	LR71K	10/18/07
18	AN-SS-09	LR71L	10/18/07

ALL RUNS ARE DUAL COLUMN

FORM IV PCB

FORM 8
PCB INTERNAL STANDARD AREA AND RT SUMMARY

Lab Name: ANALYTICAL RESOURCES, INC Client: ANCHOR

ARI Job No.: LR71 Project: KIMBERLY CLARK ANACO

GC Column: ZB5 ID: 0.53(mm) Instrument ID: ECD5

Init. Calib. Date: 10/16/07

THE ANALYTICAL SEQUENCE OF PERFORMANCE EVALUATION MIXTURES, BLANKS, SAMPLES, AND STANDARDS IS GIVEN BELOW:

		IS1 AREA	RT	IS2 AREA	RT
	ICAL MIDPT	31569414	2.327	9983366	11.445
	UPPER LIMIT	63138828	2.427	19966732	11.545
	LOWER LIMIT	15784707	2.227	4991683	11.345

	CLIENT SAMPLE NO.	LAB SAMPLE ID	DATE ANALYZED	TIME	IS1 AREA	RT	IS2 AREA	RT
01	ZZZZZ	ZZZZZ	10/16/07	1324	29692546	2.343	9310326	11.451
02		AR1660 .25	10/16/07	1341	31569414	2.327	9983366	11.445
03		AR1660 .02	10/16/07	1359	31869113	2.322	10042884	11.445
04		AR1660 1.0	10/16/07	1416	31437582	2.320	9610019	11.443
05		AR1660 0.1	10/16/07	1433	34137766	2.325	10882314	11.444
06		AR1660 0.5	10/16/07	1450	33732708	2.324	11150922	11.443
07	ZZZZZ	ZZZZZ	10/16/07	1507	32611268	2.322	10722755	11.443
08		AR1242	10/16/07	1524	33033563	2.323	11364938	11.444
09		AR1248	10/16/07	1542	33462797	2.324	10503875	11.444
10		AR1254	10/16/07	1559	33035889	2.324	10920808	11.444
11		AR2162	10/16/07	1616	32536980	2.325	10398524	11.445
12		AR3268	10/16/07	1633	33893543	2.322	11004559	11.443
13		AR12422	10/17/07	0838	34484538	2.352	10321880	11.458
14		AR16602	10/17/07	0856	33072634	2.330	10646112	11.447
15	LR71MBS1	LR71MBS1	10/17/07	0913	29444181	2.328	10041602	11.446
16	LR71LCSS1	LR71LCSS1	10/17/07	0930	30348589	2.325	10141332	11.443
17	AN-SS-01-070	LR71A	10/17/07	0947	25664591	2.322	9544125	11.445
18	AN-SS-02-070	LR71B	10/17/07	1221	27651855	2.319	12932854	11.495
19	AN-SS-03-070	LR71C	10/17/07	1239	27014845	2.321	9103579	11.442
20	AN-SS-03-070	LR71CMS	10/17/07	1256	25745709	2.321	8704641	11.441
21	AN-SS-03-070	LR71CMSD	10/17/07	1313	28362985	2.323	8352625	11.443
22	AN-SS-07-070	LR71D	10/17/07	1330	26383680	2.322	8279031	11.442
23	AN-SS-10-070	LR71E	10/17/07	1347	27635450	2.320	10095695	11.441
24	AN-SS-11-070	LR71F	10/17/07	1404	27949068	2.320	9980902	11.442
25	AN-SS-04	LR71H	10/17/07	1421	25886290	2.322	10611687	11.446
26	AN-SS-05	LR71I	10/17/07	1439	26785157	2.323	8627398	11.442
27	AN-SS-06	LR71J	10/17/07	1456	27335710	2.325	8603163	11.441
28		AR12542	10/17/07	1656	32465949	2.324	7915567	11.442
29		AR16603	10/17/07	1713	31408365	2.321	8124236	11.442
30	AN-SS-10-070	LR71E	10/17/07	1730	31890129	2.322	8259077	11.441
31	AN-SS-11-070	LR71F	10/17/07	1747	33268391	2.325	9571972	11.441
32	AN-SS-04	LR71H	10/17/07	1804	31648776	2.323	9212077	11.440

IS1 = 1-Bromo-2-Nitrobenzene RT Window = RT +/- .1 min
IS2 = Hexabromobiphenyl

* Indicates value outside QC Limits

FORM 8
PCB INTERNAL STANDARD AREA AND RT SUMMARY

Lab Name: ANALYTICAL RESOURCES, INC Client: ANCHOR

ARI Job No.: LR71 Project: KIMBERLY CLARK ANACO

GC Column: ZB5 ID: 0.53(mm) Instrument ID: ECD5

Init. Calib. Date: 10/16/07

THE ANALYTICAL SEQUENCE OF PERFORMANCE EVALUATION MIXTURES, BLANKS, SAMPLES, AND STANDARDS IS GIVEN BELOW:

		IS1 AREA	RT	IS2 AREA	RT
	ICAL MIDPT	31569414	2.327	9983366	11.445
	UPPER LIMIT	63138828	2.427	19966732	11.545
	LOWER LIMIT	15784707	2.227	4991683	11.345

	CLIENT SAMPLE NO.	LAB SAMPLE ID	DATE ANALYZED	TIME	IS1 AREA	RT	IS2 AREA	RT
33	AN-SS-06	LR71J	10/17/07	1822	29440958	2.323	8981736	11.441
34		AR12482	10/17/07	2313	32189513	2.320	8404718	11.441
35		AR16604	10/17/07	2330	31587087	2.323	8289248	11.442
36		AR12543	10/18/07	0918	36072509	2.352	8827155	11.459
37		AR16605	10/18/07	0935	33472339	2.329	9053161	11.446
38	AN-SS-08	LR71K	10/18/07	0953	28444578	2.331	8078427	11.445
39	AN-SS-09	LR71L	10/18/07	1010	30235999	2.325	8481610	11.442
40		AR12423	10/18/07	1719	34952186	2.326	7745613	11.445
41		AR16606	10/18/07	1736	34420131	2.321	7800988	11.444

IS1 = 1-Bromo-2-Nitrobenzene RT Window = RT +/- .1 min
IS2 = Hexabromobiphenyl

* Indicates value outside QC Limits

FORM 8
PCB INTERNAL STANDARD AREA AND RT SUMMARY

Lab Name: ANALYTICAL RESOURCES, INC Client: ANCHOR

ARI Job No.: LR71 Project: KIMBERLY CLARK ANACO

GC Column: ZB35 ID: 0.53(mm) Instrument ID: ECD5

Init. Calib. Date: 10/16/07

THE ANALYTICAL SEQUENCE OF PERFORMANCE EVALUATION MIXTURES, BLANKS, SAMPLES, AND STANDARDS IS GIVEN BELOW:

		IS1 AREA	RT	IS2 AREA	RT
	ICAL MIDPT	20324893	3.034	6610345	12.210
	UPPER LIMIT	40649786	3.134	13220690	12.310
	LOWER LIMIT	10162446	2.934	3305172	12.110

	CLIENT SAMPLE NO.	LAB SAMPLE ID	DATE ANALYZED	TIME	IS1 AREA	RT	IS2 AREA	RT
01	ZZZZZ	ZZZZZ	10/16/07	1324	19808511	3.033	6267398	12.213
02		AR1660 .25	10/16/07	1341	20324893	3.034	6610345	12.210
03		AR1660 .02	10/16/07	1359	20963919	3.031	6742790	12.209
04		AR1660 1.0	10/16/07	1416	19760964	3.032	6642198	12.208
05		AR1660 0.1	10/16/07	1433	21895824	3.032	7309482	12.209
06		AR1660 0.5	10/16/07	1450	21386221	3.033	7518202	12.209
07	ZZZZZ	ZZZZZ	10/16/07	1507	21496463	3.030	7132843	12.209
08		AR1242	10/16/07	1524	21255964	3.032	7527133	12.209
09		AR1248	10/16/07	1542	21354940	3.031	6887836	12.208
10		AR1254	10/16/07	1559	21491816	3.032	7199807	12.209
11		AR2162	10/16/07	1616	20535027	3.032	6749695	12.210
12		AR3268	10/16/07	1633	21719653	3.031	7350682	12.209
13		AR12422	10/17/07	0838	21806832	3.036	7197679	12.217
14		AR16602	10/17/07	0856	21040880	3.037	7127495	12.212
15	LR71MBS1	LR71MBS1	10/17/07	0913	20520625	3.034	6754471	12.210
16	LR71LCSS1	LR71LCSS1	10/17/07	0930	20690521	3.034	6753305	12.209
17	AN-SS-01-070	LR71A	10/17/07	0947	18629750	3.028	6402713	12.209
18	AN-SS-02-070	LR71B	10/17/07	1221	19467573	3.031	9973302	12.205
19	AN-SS-03-070	LR71C	10/17/07	1239	19715121	3.031	6668083	12.206
20	AN-SS-03-070	LR71CMS	10/17/07	1256	17951609	3.030	6275679	12.207
21	AN-SS-03-070	LR71CMSD	10/17/07	1313	19868718	3.032	6549618	12.207
22	AN-SS-07-070	LR71D	10/17/07	1330	18562802	3.033	7501255	12.208
23	AN-SS-10-070	LR71E	10/17/07	1347	20521660	3.030	7803250	12.208
24	AN-SS-11-070	LR71F	10/17/07	1404	20263407	3.030	8404341	12.206
25	AN-SS-04	LR71H	10/17/07	1421	19293984	3.031	8689696	12.212
26	AN-SS-05	LR71I	10/17/07	1439	18237246	3.033	7277244	12.208
27	AN-SS-06	LR71J	10/17/07	1456	19224243	3.034	8023706	12.207
28		AR12542	10/17/07	1656	20945819	3.032	5991719	12.208
29		AR16603	10/17/07	1713	20341604	3.029	5780410	12.208
30	AN-SS-10-070	LR71E	10/17/07	1730	20430985	3.031	6175812	12.208
31	AN-SS-11-070	LR71F	10/17/07	1747	21082541	3.032	6321495	12.208
32	AN-SS-04	LR71H	10/17/07	1804	20953076	3.030	6333393	12.206

IS1 = 1-Bromo-2-Nitrobenzene RT Window = RT +/- .1 min
IS2 = Hexabromobiphenyl

* Indicates value outside QC Limits

FORM 8
PCB INTERNAL STANDARD AREA AND RT SUMMARY

Lab Name: ANALYTICAL RESOURCES, INC Client: ANCHOR

ARI Job No.: LR71 Project: KIMBERLY CLARK ANACO

GC Column: ZB35 ID: 0.53(mm) Instrument ID: ECD5

Init. Calib. Date: 10/16/07

THE ANALYTICAL SEQUENCE OF PERFORMANCE EVALUATION MIXTURES, BLANKS, SAMPLES, AND STANDARDS IS GIVEN BELOW:

		IS1 AREA	RT	IS2 AREA	RT
	ICAL MIDPT	20324893	3.034	6610345	12.210
	UPPER LIMIT	40649786	3.134	13220690	12.310
	LOWER LIMIT	10162446	2.934	3305172	12.110

	CLIENT SAMPLE NO.	LAB SAMPLE ID	DATE ANALYZED	TIME	IS1 AREA	RT	IS2 AREA	RT
33	AN-SS-06	LR71J	10/17/07	1822	20496114	3.031	6059703	12.207
34		AR12482	10/17/07	2313	21104119	3.029	5880298	12.206
35		AR16604	10/17/07	2330	20325001	3.029	5921235	12.206
36		AR12543	10/18/07	0918	23056781	3.036	6687432	12.218
37		AR16605	10/18/07	0935	21382355	3.035	6406522	12.211
38	AN-SS-08	LR71K	10/18/07	0953	19525495	3.035	5733646	12.209
39	AN-SS-09	LR71L	10/18/07	1010	20977271	3.034	6008669	12.208
40		AR12423	10/18/07	1719	22319519	3.032	5506781	12.208
41		AR16606	10/18/07	1736	22516899	3.030	5502565	12.208

IS1 = 1-Bromo-2-Nitrobenzene RT Window = RT +/- .1 min
IS2 = Hexabromobiphenyl

* Indicates value outside QC Limits

PCB Analysis
Sample Data

prepared
for

ANCHOR ENVIRONMENTAL

Project : KIMBERLY CLARK ANACORTES

ARI JOB NO. LR71

prepared
by

Analytical Resources, Inc.

ANALYTICAL RESOURCES INCORPORATED

ORGANICS ANALYSIS DATA SHEET
PSDDA PCB by GC/ECD
Page 1 of 1

Sample ID: AN-SS-01-070927
SAMPLE

Lab Sample ID: LR71A
LIMS ID: 07-20766
Matrix: Sediment
Data Release Authorized:
Reported: 10/19/07

QC Report No: LR71-Anchor Environmental, LLC
Project: Kimberly Clark Anacortes

Date Sampled: 09/27/07
Date Received: 09/29/07

Date Extracted: 10/11/07
Date Analyzed: 10/17/07 09:47
Instrument/Analyst: ECD5/PK
GPC Cleanup: No
Sulfur Cleanup: Yes
Acid Cleanup: Yes
Florisil Cleanup: No

Sample Amount: 25.3 g-dry-wt
Final Extract Volume: 1.0 mL
Dilution Factor: 1.00
Silica Gel: No

Percent Moisture: 51.5%

CAS Number	Analyte	RL	Result
12674-11-2	Aroclor 1016	4.0	< 4.0 U
53469-21-9	Aroclor 1242	4.0	< 4.0 U
12672-29-6	Aroclor 1248	4.0	< 4.0 U
11097-69-1	**Aroclor 1254**	**4.0**	**8.6**
11096-82-5	Aroclor 1260	4.0	< 4.0 U
11104-28-2	Aroclor 1221	4.0	< 4.0 U
11141-16-5	Aroclor 1232	4.0	< 4.0 U

Reported in µg/kg (ppb)

PCB Surrogate Recovery

Decachlorobiphenyl	106%
Tetrachlorometaxylene	82.0%

Analytical Resources Inc.
Dual Column PCB Quantitation Report

Data file 1: 20071016.b/1017-1.b/1017B005.d
Data file 2: 20071016.b/1017-2.b/1017B005.d
Method: /chem2/ecd5.i/20071016.b/PCB1.m
Compound Sublist: PCB
Instrument, Inj. Vol.: ecd5.i, 2ul
Quant Method: Internal Std

ARI ID: LR71A
Client ID: AN-SS-01-070927
Injection Date: 17-OCT-2007 09:47
Report Date: 10/17/2007 13:48
Matrix: SOIL
Dilution Factor: 1.000

ZB5 Col RT	ZB5 Col Shift	ZB5 Col Response	ZB35 Col RT	ZB35 Col Shift	ZB35 Col Response	ZB5 on col	ZB35 on col	RPD	Compound/Flag
4.523	0.000	11029423	4.605	0.000	7895701	32.8	32.2	1.7	Tetrachloro-m-xylene MN
11.136	0.001	10560459	11.498	0.002	6535450	34.8	42.5	19.8	Decachlorobiphenyl MN

* Indicates RPD > 40%
M Indicates Column 1 peak was manually integrated
N Indicates Column 2 peak was manually integrated

SURROGATE PERCENT RECOVERY

SURROGATE	Col1	Col2
Tetrachloro-m-xylene	82.0	80.6
Decachlorobiphenyl	87.1	106.3

INTERNAL STANDARD SUMMARY

Column 1

Standard Cpnd	Standard Area*	Sample Area	%D
Bromo-Nitrobenzene	31569414	25664591	-18.7
Hexabromobiphenyl	9983366	9544125	-4.4

Column 2

Standard Cpnd	Standard Area*	Sample Area	%D
Bromo-Nitrobenzene	20324893	18629750	-8.3
Hexabromobiphenyl	6610345	6402713	-3.1

* Standard Areas taken from Initial Cal Level 3
Initial Calibration Date: 16-OCT-2007
<- Indicates standard response outside Limits (-50 to +100%)

Aroclor	Peak#	RT	Shift	ZB5 Col Area	Amount	Peak#	RT	Shift	ZB35 Col Area	Amount	
Aroclor-1016	1	5.694	-0.001	1587384	196.0	1	5.824	0.000	490138	53.2	
Aroclor-1016	2	5.985	-0.006	1109885	45.3	2	6.295	0.002	489806	25.2	
Aroclor-1016	3	6.101	-0.002	604022	56.2	3	6.452	-0.001	175411	22.6	
Aroclor-1016	4	6.355	-0.002	2031841	308.5	4	6.990	0.000	616512	101.0	
	Total Col1Ave (4 peaks):				151.5	Total Col2Ave (4 peaks):				50.5	RPD = 100*
	Corrected Ave (3 peaks):				99.2	Corrected Ave (3 peaks):				33.6	RPD = 99*
Aroclor-1221	1	4.777	-0.006	30108	8.5	1	5.025	-0.041	118317	39.0	
Aroclor-1221	2	4.912	0.003	239796	101.7	2	5.294	0.054	2158718	1235.7	
Aroclor-1221	3	5.000	0.014	416541	52.3	3	---			0.0	
Aroclor-1221	NS	---			----	4	5.824	-0.012	490138	227.6	
	Total Col1Ave (3 peaks):				54.2	Total Col2Ave (3 peaks):				500.8	RPD = 161*
	Corrected Ave: < 3 Peaks					Corrected Ave: < 3 Peaks					
Aroclor-1232	1	5.000	0.016	416541	62.3	1	5.294	-0.029	2158718	477.5	
Aroclor-1232	2	5.694	-0.001	1587384	436.0	2	5.824	-0.001	490138	108.0	
Aroclor-1232	3	5.985	-0.006	1109885	102.3	3	6.295	0.001	489806	57.1	
Aroclor-1232	4	6.101	-0.003	604022	122.6	4	6.585	-0.004	192359	89.5	
	Total Col1Ave (4 peaks):				180.8	Total Col2Ave (4 peaks):				183.0	RPD = 1
	Corrected Ave (3 peaks):				95.8	Corrected Ave (3 peaks):				84.9	RPD = 12
Aroclor-1242	1	5.694	-0.002	1587384	243.1	1	5.294	-0.029	2158718	575.2	
Aroclor-1242	2	5.985	-0.007	1109885	56.6	2	5.824	0.000	490138	66.7	
Aroclor-1242	3	6.101	-0.003	604022	69.7	3	6.295	0.002	489806	32.0	
Aroclor-1242	4	6.731	-0.004	503060	60.6	4	6.452	-0.001	175411	28.7	
Aroclor-1242	NS	---			----	5	7.349	-0.001	942028	160.7	
	Total Col1Ave (4 peaks):				107.5	Total Col2Ave (5 peaks):				172.7	RPD = 47*
	Corrected Ave (3 peaks):				62.3	Corrected Ave (4 peaks):				72.0	RPD = 14
Aroclor-1248	1	5.985	-0.007	1109885	77.6	1	6.295	0.004	489806	42.7	
Aroclor-1248	2	6.101	-0.004	604022	111.0	2	6.655	0.000	795535	125.0	
Aroclor-1248	3	6.355	-0.003	2031841	239.4	3	6.990	0.001	616512	82.5	
Aroclor-1248	4	6.731	-0.005	503060	40.2	4	7.349	-0.001	942028	91.0	
Aroclor-1248	5	7.076	0.002	3843615	232.2	NS	---			----	
	Total Col1Ave (5 peaks):				140.1	Total Col2Ave (4 peaks):				85.3	RPD = 49*
	Corrected Ave (4 peaks):				115.2	Corrected Ave (4 peaks):				85.3	RPD = 30
Aroclor-1254	1	7.321	-0.001	3697805	202.3	1	7.597	0.000	1941764	182.9	
Aroclor-1254	2	7.630	-0.002	2654357	235.8	2	8.036	0.000	1554979	192.2	
Aroclor-1254	3	7.741	-0.004	4758509	212.8	3	8.160	-0.002	3079333	176.7	
Aroclor-1254	4	8.025	-0.007	5426203	225.4	4	8.357	-0.007	3628273	206.3	
Aroclor-1254	5	8.333	-0.003	2890338	204.4	5	8.814	-0.003	2222869	224.6	
	Total Col1Ave (5 peaks):				216.1	Total Col2Ave (5 peaks):				196.6	RPD = 9
	Corrected Ave (5 peaks):				216.1	Corrected Ave (5 peaks):				196.6	RPD = 9
Aroclor-1260	1	8.785	0.005	474959	27.8	1	9.074	0.001	193210	19.6	
Aroclor-1260	2	9.015	-0.034	678833	46.9	2	9.141	0.001	527401	94.5	
Aroclor-1260	3	9.347	-0.002	859153	22.5	3	9.667	0.003	630187	26.8	
Aroclor-1260	4	9.667	-0.023	2638628	149.5	4	10.112	0.008	221860	34.9	
Aroclor-1260	5	9.819	-0.021	553064	50.6	5	10.155	0.001	293518	20.0	
	Total Col1Ave (5 peaks):				59.5	Total Col2Ave (5 peaks):				39.2	RPD = 41*
	Corrected Ave (4 peaks):				36.9	Corrected Ave (4 peaks):				25.3	RPD = 37
Aroclor-1262	1	9.015	-0.035	678833	34.9	1	9.074	0.000	193210	12.0	
Aroclor-1262	2	9.347	-0.004	859153	17.5	2	9.667	0.001	630187	21.2	
Aroclor-1262	3	9.667	-0.024	2638628	176.0	3	10.112	0.009	221860	17.7	
Aroclor-1262	4	9.819	-0.022	553064	25.7	4	10.155	-0.002	293518	15.2	
Aroclor-1262	5	10.358	-0.028	1747393	107.1	5	10.734	-0.012	638868	67.3	
	Total Col1Ave (5 peaks):				72.2	Total Col2Ave (5 peaks):				26.7	RPD = 92*
	Corrected Ave (4 peaks):				46.3	Corrected Ave (4 peaks):				16.5	RPD = 95*
Aroclor-1268	1	9.772	-0.006	421814	7.8	1	10.112	0.011	221860	7.5	
Aroclor-1268	2	9.819	-0.019	553064	10.7	2	10.155	-0.003	293518	10.4	
Aroclor-1268	3	10.133	-0.028	109030	2.5	3	10.503	0.010	1629966	73.4	

Aroclor-1268	4	10.813	0.014	2714734	23.3	4	11.118	-0.033	1833183	28.3

Total Col1Ave (4 peaks): 11.1 Total Col2Ave (4 peaks): 29.9 RPD = 92*

Corrected Ave (3 peaks): 7.0 Corrected Ave (3 peaks): 15.4 RPD = 75*

Total PCB Area Col1 (4.623 - 11.035) = 123045357 Col1 Total PCB = 0.6 ppm*

Total PCB Area Col2 (4.705 - 11.396) = 66206119 Col2 Total PCB = 0.5 ppm*

* Quantitated against AR1660 0.25ppm in Ical

PCB-Form 10 Mod.

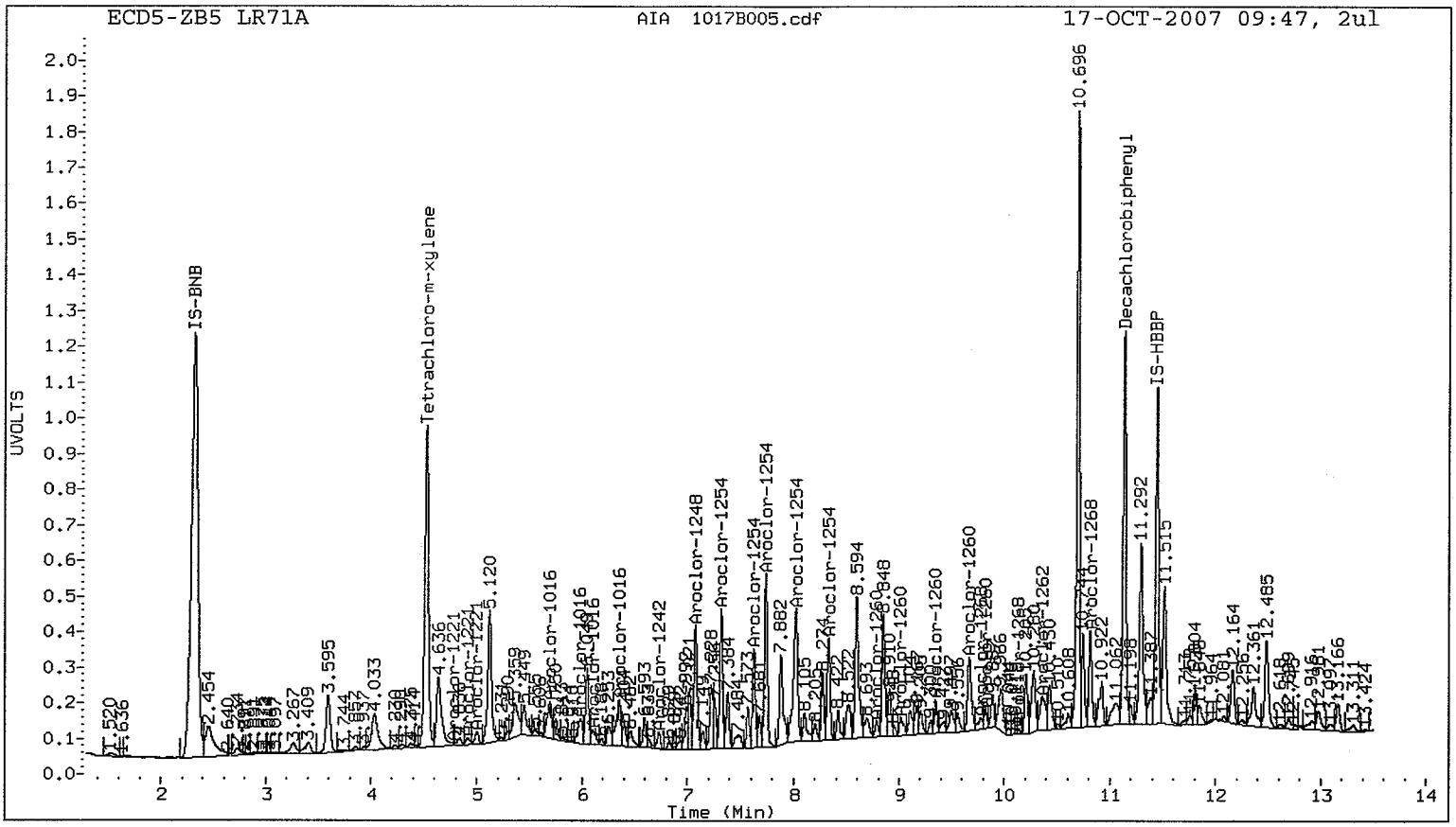
ECD5-ZB5 LR71A
AIA 1017B005.cdf
17-OCT-2007 09:47, 2ul
UVOLTS
Time (Min)
IS-BNB
Tetrachloro-m-xylene
Decachlorobiphenyl
IS-HBBP
Aroclor-1016
Aroclor-1221
Aroclor-1242
Aroclor-1248
Aroclor-1254
Aroclor-1260
Aroclor-1262
Aroclor-1268

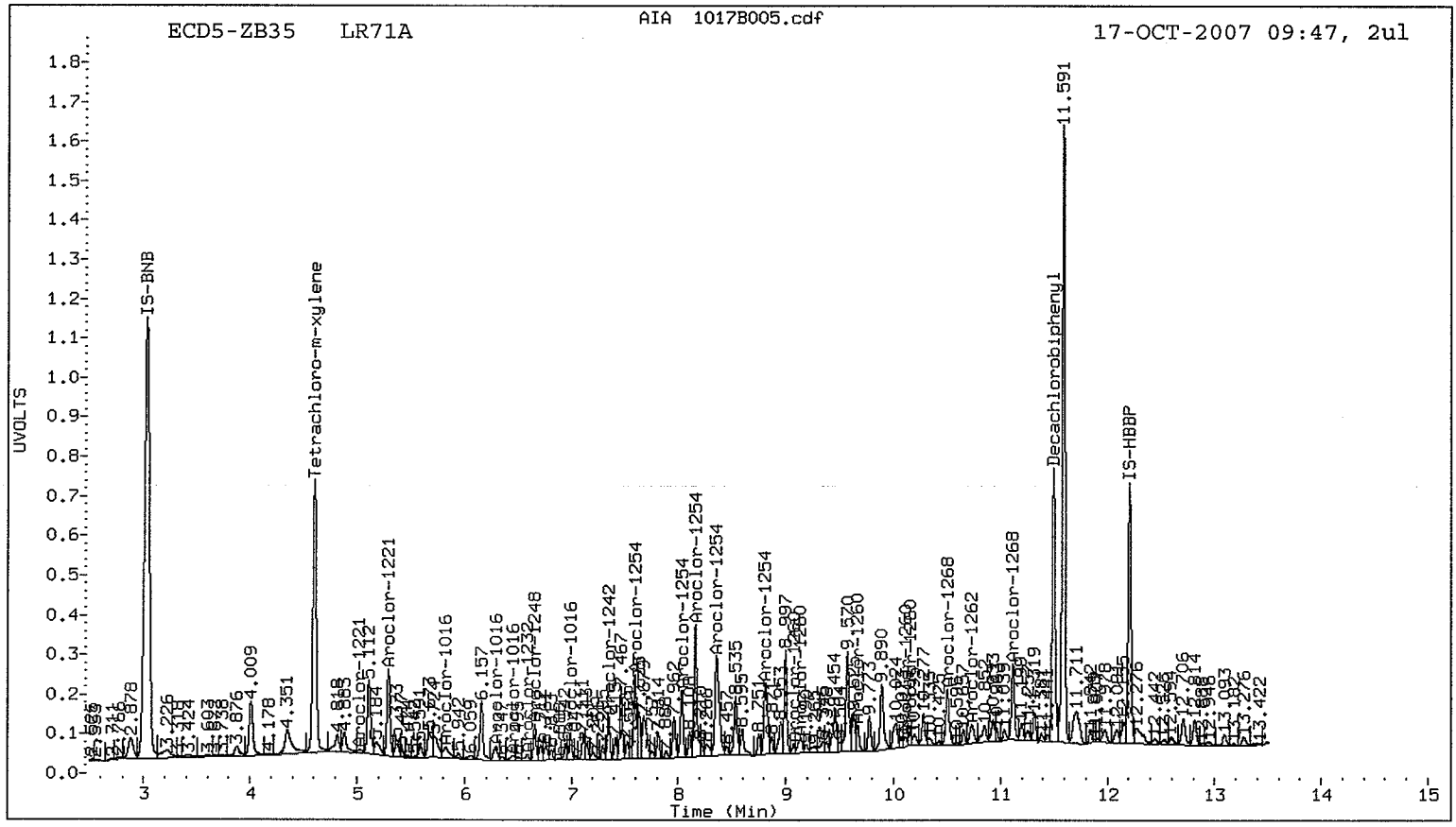
ECD5-ZB35 LR71A
AIA 1017B005.cdf
17-OCT-2007 09:47, 2ul
UVOLTS
Time (Min)
IS-BNB
Tetrachloro-m-xylene
Decachlorobiphenyl
IS-HBBP
Aroclor-1016
Aroclor-1221
Aroclor-1242
Aroclor-1248
Aroclor-1254
Aroclor-1260
Aroclor-1262
Aroclor-1268

ANALYTICAL RESOURCES INCORPORATED

ORGANICS ANALYSIS DATA SHEET
PSDDA PCB by GC/ECD
Page 1 of 1

Sample ID: AN-SS-02-070927
SAMPLE

Lab Sample ID: LR71B
LIMS ID: 07-20767
Matrix: Sediment
Data Release Authorized:
Reported: 10/19/07

QC Report No: LR71-Anchor Environmental, LLC
Project: Kimberly Clark Anacortes

Date Sampled: 09/27/07
Date Received: 09/29/07

Date Extracted: 10/11/07
Date Analyzed: 10/17/07 12:21
Instrument/Analyst: ECD5/PK
GPC Cleanup: No
Sulfur Cleanup: Yes
Acid Cleanup: Yes
Florisil Cleanup: No

Sample Amount: 25.4 g-dry-wt
Final Extract Volume: 1.0 mL
Dilution Factor: 1.00
Silica Gel: No

Percent Moisture: 50.3%

CAS Number	Analyte	RL	Result
12674-11-2	Aroclor 1016	3.9	< 3.9 U
53469-21-9	Aroclor 1242	3.9	< 3.9 U
12672-29-6	Aroclor 1248	3.9	< 3.9 U
11097-69-1	**Aroclor 1254**	**3.9**	**12**
11096-82-5	Aroclor 1260	3.9	< 3.9 U
11104-28-2	Aroclor 1221	3.9	< 3.9 U
11141-16-5	Aroclor 1232	3.9	< 3.9 U

Reported in µg/kg (ppb)

PCB Surrogate Recovery

Decachlorobiphenyl	76.0%
Tetrachlorometaxylene	87.5%

Analytical Resources Inc.
Dual Column PCB Quantitation Report

Data file 1: 20071016.b/1017-1.b/1017B014.d
Data file 2: 20071016.b/1017-2.b/1017B014.d
Method: /chem2/ecd5.i/20071016.b/PCB1.m
Compound Sublist: PCB
Instrument, Inj. Vol.: ecd5.i, 2ul
Quant Method: Internal Std

ARI ID: LR71B
Client ID: AN-SS-02-070927
Injection Date: 17-OCT-2007 12:21
Report Date: 10/17/2007 13:48
Matrix: SOIL
Dilution Factor: 1.000

ZB5 Col RT	ZB5 Col Shift	ZB5 Col Response	ZB35 Col RT	ZB35 Col Shift	ZB35 Col Response	ZB5 on col	ZB35 on col	RPD	Compound/Flag
4.522	0.000	10741653	4.605	0.000	8955406	29.6	35.0	16.5	Tetrachloro-m-xylene M
11.136	0.001	12476209	11.498	0.002	7049634	30.4	29.4	3.2	Decachlorobiphenyl MN

* Indicates RPD > 40%
M Indicates Column 1 peak was manually integrated
N Indicates Column 2 peak was manually integrated

SURROGATE PERCENT RECOVERY

SURROGATE	Col1	Col2
Tetrachloro-m-xylene	74.1	87.5
Decachlorobiphenyl	75.9	73.6

INTERNAL STANDARD SUMMARY

Column 1

Standard Cpnd	Standard Area*	Sample Area	%D
Bromo-Nitrobenzene	31569414	27651855	-12.4
Hexabromobiphenyl	9983366	12932854	29.5

Column 2

Standard Cpnd	Standard Area*	Sample Area	%D
Bromo-Nitrobenzene	20324893	19467573	-4.2
Hexabromobiphenyl	6610345	9973302	50.9

* Standard Areas taken from Initial Cal Level 3
Initial Calibration Date: 16-OCT-2007
<- Indicates standard response outside Limits (-50 to +100%)

Aroclor	Peak#	ZB5 Col RT	Shift	Area	Amount	Peak#	ZB35 Col RT	Shift	Area	Amount
Aroclor-1016	1	5.696	0.000	3531318	404.6	1	5.909	0.085	538335	55.9
Aroclor-1016	2	5.983	-0.008	1220958	46.3	2	6.295	0.002	409318	20.1
Aroclor-1016	3	6.101	-0.001	345944	29.9	3	6.434	-0.019	302788	37.3
Aroclor-1016	4	6.356	-0.001	1966379	277.1	4	6.989	0.000	746954	117.1
Total Col1Ave (4 peaks):					189.5	Total Col2Ave (4 peaks):				57.6 RPD = 107*
Corrected Ave (3 peaks):					117.7	Corrected Ave (3 peaks):				37.8 RPD = 103*
Aroclor-1221	1	4.832	0.050	861467	226.0	1	5.109	0.043	3178907	1003.8
Aroclor-1221	2	4.908	0.000	501229	197.4	2	5.290	0.049	876763	480.3
Aroclor-1221	3	5.003	0.018	735475	85.8	3	---			0.0
Aroclor-1221	NS	---			----	4	5.909	0.073	538335	239.2
Total Col1Ave (3 peaks):					169.7	Total Col2Ave (3 peaks):				574.4 RPD = 109*
Corrected Ave (3 peaks):					169.7	Corrected Ave: < 3 Peaks				
Aroclor-1232	1	5.003	0.020	735475	102.2	1	5.290	-0.033	876763	185.6
Aroclor-1232	2	5.696	0.000	3531318	900.3	2	5.909	0.084	538335	113.5
Aroclor-1232	3	5.983	-0.007	1220958	104.5	3	6.295	0.001	409318	45.6
Aroclor-1232	4	6.101	-0.003	345944	65.2	4	6.585	-0.005	178898	79.6
Total Col1Ave (4 peaks):					293.0	Total Col2Ave (4 peaks):				106.1 RPD = 94*
Corrected Ave (3 peaks):					90.6	Corrected Ave (3 peaks):				79.6 RPD = 13
Aroclor-1242	1	5.696	0.000	3531318	501.9	1	5.290	-0.033	876763	223.6
Aroclor-1242	2	5.983	-0.008	1220958	57.8	2	5.909	0.085	538335	70.2
Aroclor-1242	3	6.101	-0.003	345944	37.0	3	6.295	0.002	409318	25.6
Aroclor-1242	4	6.734	-0.001	741799	82.9	4	6.434	-0.019	302788	47.4
Aroclor-1242	NS	---			----	5	7.349	0.000	1017548	166.1
Total Col1Ave (4 peaks):					169.9	Total Col2Ave (5 peaks):				106.6 RPD = 46*
Corrected Ave (3 peaks):					59.3	Corrected Ave (4 peaks):				77.3 RPD = 26
Aroclor-1248	1	5.983	-0.009	1220958	79.2	1	6.295	0.004	409318	34.1
Aroclor-1248	2	6.101	-0.004	345944	59.0	2	6.655	0.000	1179898	177.4
Aroclor-1248	3	6.356	-0.002	1966379	215.0	3	6.989	0.000	746954	95.7
Aroclor-1248	4	6.734	-0.002	741799	55.1	4	7.349	0.000	1017548	94.1
Aroclor-1248	5	7.075	0.001	5378083	301.6	NS	---			----
Total Col1Ave (5 peaks):					142.0	Total Col2Ave (4 peaks):				100.3 RPD = 34
Corrected Ave (4 peaks):					102.1	Corrected Ave (3 peaks):				74.6 RPD = 31
Aroclor-1254	1	7.322	-0.001	4904879	249.0	1	7.596	-0.001	3122243	281.4
Aroclor-1254	2	7.629	-0.003	5061339	417.4	2	8.036	0.000	2187328	258.8
Aroclor-1254	3	7.740	-0.005	7895781	327.7	3	8.160	-0.001	4318448	237.2
Aroclor-1254	4	8.024	-0.008	6611636	254.9	4	8.356	-0.008	5112644	278.2
Aroclor-1254	5	8.333	-0.003	4840280	317.6	5	8.811	-0.005	4399370	425.4
Total Col1Ave (5 peaks):					313.3	Total Col2Ave (5 peaks):				296.2 RPD = 6
Corrected Ave (5 peaks):					313.3	Corrected Ave (5 peaks):				296.2 RPD = 6
Aroclor-1260	1	8.766	-0.014	1063025	45.9	1	9.072	0.000	286568	18.7
Aroclor-1260	2	9.047	-0.001	1536656	78.3	2	9.135	-0.005	413626	47.6
Aroclor-1260	3	9.349	0.000	4744926	91.8	3	9.669	0.005	2087232	57.0
Aroclor-1260	4	9.688	-0.002	1364961	57.1	4	10.106	0.003	1226161	123.8
Aroclor-1260	5	9.842	0.002	433381	29.3	5	10.153	-0.001	955310	41.9
Total Col1Ave (5 peaks):					60.5	Total Col2Ave (5 peaks):				57.8 RPD = 5
Corrected Ave (5 peaks):					60.5	Corrected Ave (4 peaks):				41.3 RPD = 38
Aroclor-1262	1	9.047	-0.002	1536656	58.2	1	9.072	-0.002	286568	11.4
Aroclor-1262	2	9.349	-0.002	4744926	71.4	2	9.669	0.003	2087232	45.0
Aroclor-1262	3	9.688	-0.002	1364961	67.2	3	10.106	0.004	1226161	62.7
Aroclor-1262	4	9.842	0.001	433381	14.9	4	10.153	-0.004	955310	31.7
Aroclor-1262	5	10.390	0.004	44495429	2012.3	5	10.721	-0.025	18510311	1251.4
Total Col1Ave (5 peaks):					444.8	Total Col2Ave (5 peaks):				280.5 RPD = 45*
Corrected Ave (4 peaks):					52.9	Corrected Ave (4 peaks):				37.7 RPD = 34
Aroclor-1268	1	9.775	-0.003	711603	9.7	1	10.106	0.005	1226161	26.5
Aroclor-1268	2	9.842	0.004	433381	6.2	2	10.153	-0.006	955310	21.7
Aroclor-1268	3	10.198	0.037	10425565	176.5	3	10.495	0.002	7347752	212.3

Aroclor-1268	4	10.802	0.003	4834658	30.6	4	11.204	0.052	8047386	79.6	
Total Col1Ave (4 peaks):				55.7		Total Col2Ave (4 peaks):			85.0	RPD =	42*
Corrected Ave (3 peaks):				15.5		Corrected Ave (3 peaks):			42.6	RPD =	93*

Total PCB Area Col1 (4.623 - 11.035) = 356072667 Col1 Total PCB = 1.7 ppm*

Total PCB Area Col2 (4.705 - 11.396) = 225071447 Col2 Total PCB = 1.6 ppm*

* Quantitated against AR1660 0.25ppm in Ical

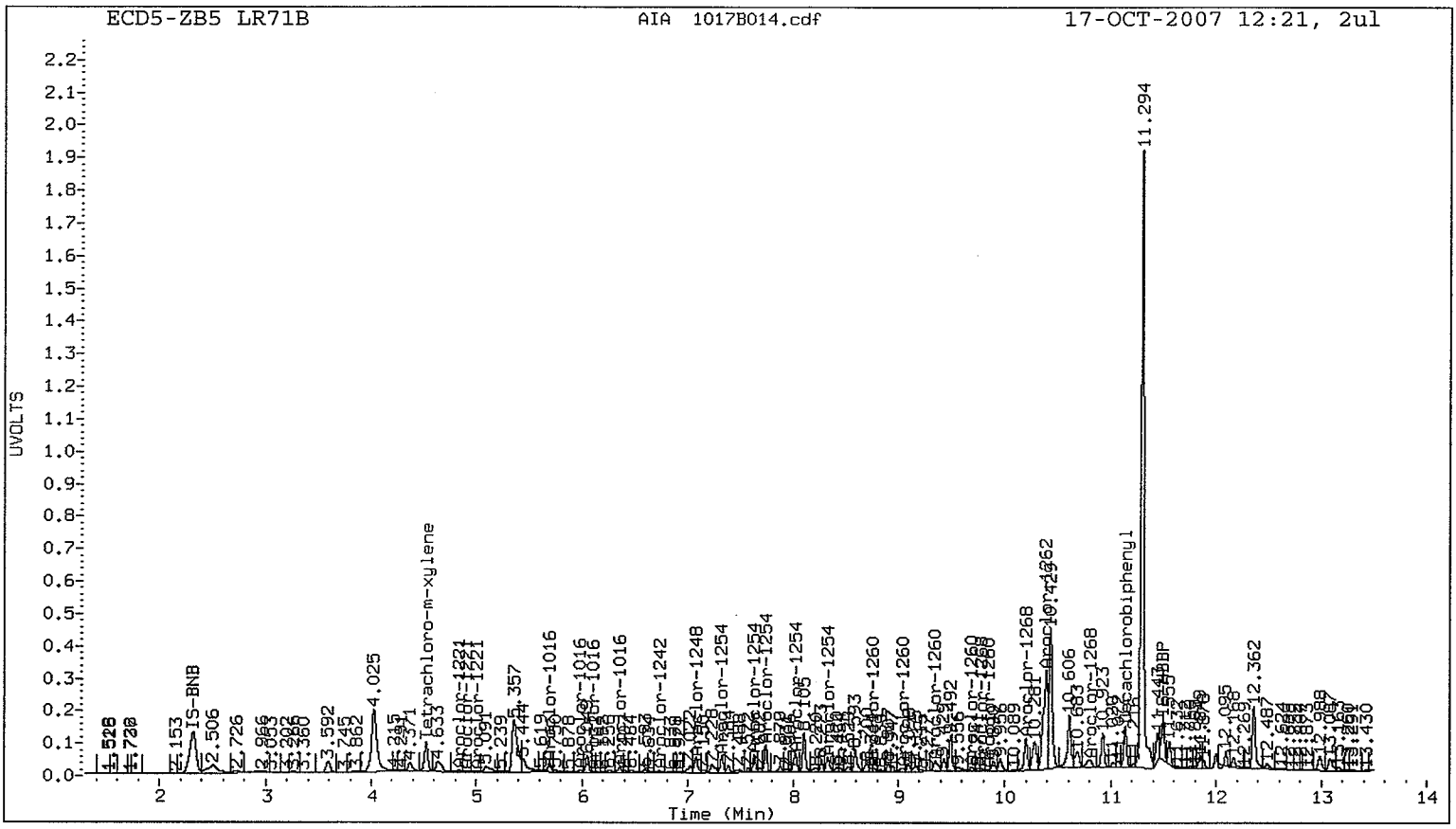
ECD5-ZB5 LR71B
AIA 1017B014.cdf
17-OCT-2007 12:21, 2ul
UVOLTS
Time (Min)
IS-BNB
Tetrachloro-m-xylene
Decachlorobiphenyl
11.294

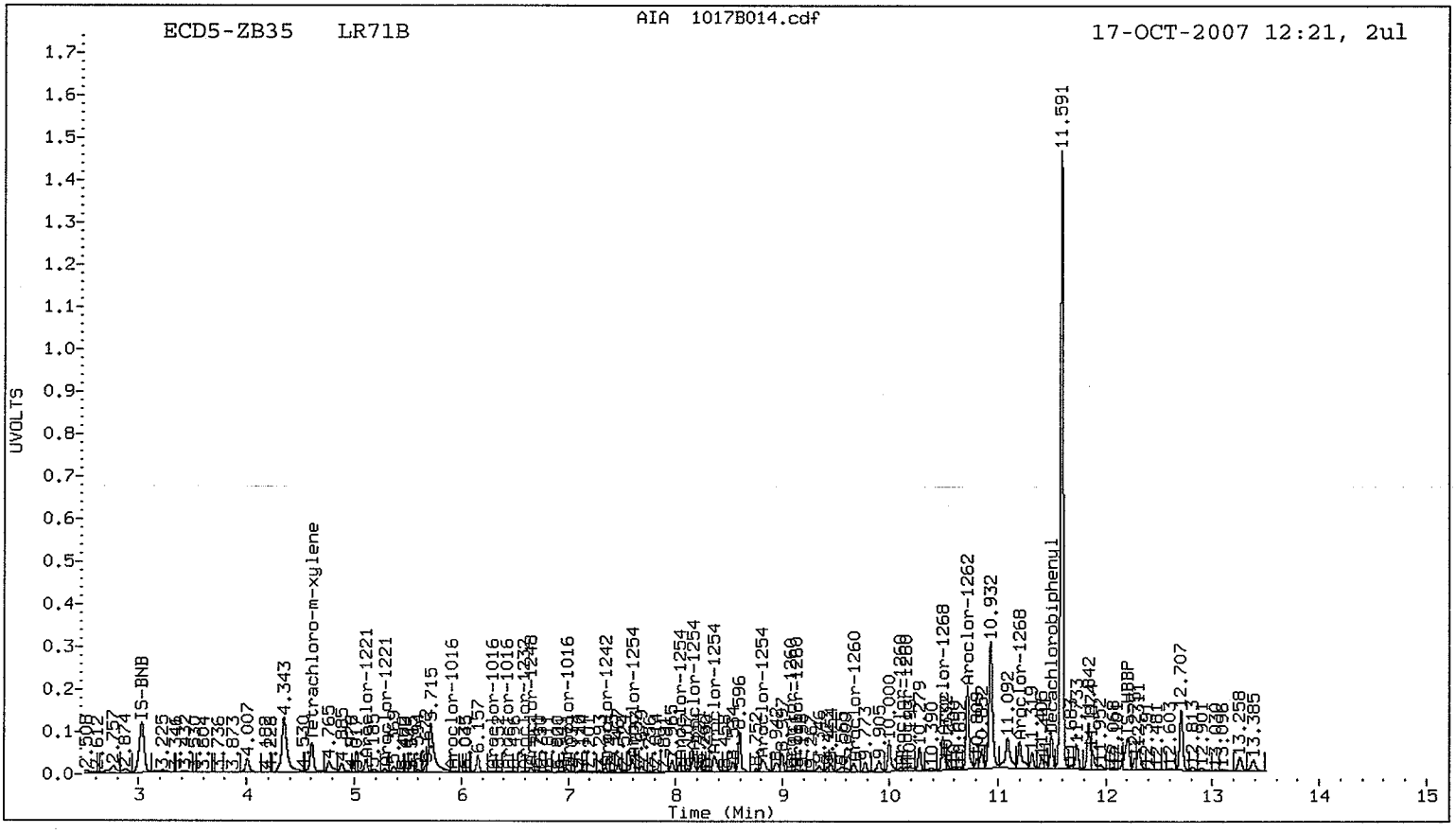
ECD5-ZB35 LR71B
AIA 1017B014.cdf
17-OCT-2007 12:21, 2ul
UVOLTS
Time (Min)
IS-BNB
Tetrachloro-m-xylene
Decachlorobiphenyl
11.591

ANALYTICAL RESOURCES INCORPORATED

ORGANICS ANALYSIS DATA SHEET
PSDDA PCB by GC/ECD
Page 1 of 1

Sample ID: AN-SS-03-070928
SAMPLE

Lab Sample ID: LR71C
LIMS ID: 07-20768
Matrix: Sediment
Data Release Authorized:
Reported: 10/19/07

QC Report No: LR71-Anchor Environmental, LLC
Project: Kimberly Clark Anacortes

Date Sampled: 09/28/07
Date Received: 09/29/07

Date Extracted: 10/11/07
Date Analyzed: 10/17/07 12:39
Instrument/Analyst: ECD5/PK
GPC Cleanup: No
Sulfur Cleanup: Yes
Acid Cleanup: Yes
Florisil Cleanup: No

Sample Amount: 25.4 g-dry-wt
Final Extract Volume: 1.0 mL
Dilution Factor: 1.00
Silica Gel: No

Percent Moisture: 33.2%

CAS Number	Analyte	RL	Result
12674-11-2	Aroclor 1016	3.9	< 3.9 U
53469-21-9	Aroclor 1242	3.9	< 3.9 U
12672-29-6	Aroclor 1248	3.9	< 3.9 U
11097-69-1	Aroclor 1254	3.9	< 3.9 U
11096-82-5	Aroclor 1260	3.9	< 3.9 U
11104-28-2	Aroclor 1221	3.9	< 3.9 U
11141-16-5	Aroclor 1232	3.9	< 3.9 U

Reported in µg/kg (ppb)

PCB Surrogate Recovery

Decachlorobiphenyl	87.8%
Tetrachlorometaxylene	72.2%

Analytical Resources Inc.
Dual Column PCB Quantitation Report

Data file 1: 20071016.b/1017-1.b/1017B015.d
Data file 2: 20071016.b/1017-2.b/1017B015.d
Method: /chem2/ecd5.i/20071016.b/PCB1.m
Compound Sublist: PCB
Instrument, Inj. Vol.: ecd5.i, 2ul
Quant Method: Internal Std

ARI ID: LR71C
Client ID: AN-SS-03-070928
Injection Date: 17-OCT-2007 12:39
Report Date: 10/17/2007 13:48
Matrix: SOIL
Dilution Factor: 1.000

ZB5 Col RT	ZB5 Col Shift	ZB5 Col Response	ZB35 Col RT	ZB35 Col Shift	ZB35 Col Response	ZB5 on col	ZB35 on col	RPD	Compound/Flag
4.519	-0.004	10223547	4.602	-0.003	7097591	28.9	27.4	5.3	Tetrachloro-m-xylene MN
11.134	-0.001	9941879	11.496	-0.001	5625490	34.4	35.1	2.1	Decachlorobiphenyl MN

* Indicates RPD > 40%
M Indicates Column 1 peak was manually integrated
N Indicates Column 2 peak was manually integrated

SURROGATE PERCENT RECOVERY

SURROGATE	Col1	Col2
Tetrachloro-m-xylene	72.2	68.5
Decachlorobiphenyl	86.0	87.8

INTERNAL STANDARD SUMMARY

Column 1

Standard Cpnd	Standard Area*	Sample Area	%D
Bromo-Nitrobenzene	31569414	27014845	-14.4
Hexabromobiphenyl	9983366	9103579	-8.8

Column 2

Standard Cpnd	Standard Area*	Sample Area	%D
Bromo-Nitrobenzene	20324893	19715121	-3.0
Hexabromobiphenyl	6610345	6668083	0.9

* Standard Areas taken from Initial Cal Level 3
Initial Calibration Date: 16-OCT-2007
<- Indicates standard response outside Limits (-50 to +100%)

Aroclor	Peak#	ZB5 Col RT	Shift	Area	Amount	Peak#	ZB35 Col RT	Shift	Area	Amount
Aroclor-1016	1	5.697	0.002	1265515	148.4	1	5.824	-0.001	74988	7.7
Aroclor-1016	2	5.984	-0.006	356338	13.8	2	6.303	0.010	97900	4.8
Aroclor-1016	3	6.103	0.000	603853	53.4	3	6.434	-0.019	22941	2.8
Aroclor-1016	4	6.324	-0.032	1099849	158.6	4	6.990	0.000	120505	18.6
	Total Col1Ave (4 peaks):				93.6	Total Col2Ave (4 peaks):				8.5 RPD = 167*
	Corrected Ave (4 peaks):				93.6	Corrected Ave (3 peaks):				5.1 RPD = 179*
Aroclor-1221	1	4.835	0.052	277959	74.6	1	5.030	-0.036	153601	47.9
Aroclor-1221	2	4.912	0.003	261060	105.2	2	5.188	-0.052	346399	187.4
Aroclor-1221	3	4.999	0.013	206663	24.7	3	5.293	-0.030	1653845	293.4
Aroclor-1221	NS	---			----	4	5.824	-0.013	74988	32.9
	Total Col1Ave (3 peaks):				68.2	Total Col2Ave (4 peaks):				140.4 RPD = 69*
	Corrected Ave (3 peaks):				68.2	Corrected Ave (3 peaks):				89.4 RPD = 27
Aroclor-1232	1	4.999	0.015	206663	29.4	1	5.293	-0.030	1653845	345.7
Aroclor-1232	2	5.697	0.002	1265515	330.2	2	5.824	-0.002	74988	15.6
Aroclor-1232	3	5.984	-0.006	356338	31.2	3	6.303	0.009	97900	10.8
Aroclor-1232	4	6.103	-0.002	603853	116.5	4	6.568	-0.022	131866	58.0
	Total Col1Ave (4 peaks):				126.8	Total Col2Ave (4 peaks):				107.5 RPD = 16
	Corrected Ave (3 peaks):				59.0	Corrected Ave (3 peaks):				28.1 RPD = 71*
Aroclor-1242	1	5.697	0.002	1265515	184.1	1	5.293	-0.030	1653845	416.4
Aroclor-1242	2	5.984	-0.007	356338	17.3	2	5.824	-0.001	74988	9.6
Aroclor-1242	3	6.103	-0.001	603853	66.2	3	6.303	0.010	97900	6.0
Aroclor-1242	4	6.729	-0.007	65889	7.5	4	6.434	-0.019	22941	3.5
Aroclor-1242	NS	---			----	5	7.348	-0.001	50591	8.2
	Total Col1Ave (4 peaks):				68.8	Total Col2Ave (5 peaks):				88.8 RPD = 25
	Corrected Ave (3 peaks):				30.3	Corrected Ave (4 peaks):				6.8 RPD = 126*
Aroclor-1248	1	5.984	-0.008	356338	23.7	1	6.303	0.012	97900	8.1
Aroclor-1248	2	6.103	-0.002	603853	105.4	2	6.657	0.001	40028	5.9
Aroclor-1248	3	6.324	-0.033	1099849	123.1	3	6.990	0.001	120505	15.2
Aroclor-1248	4	6.729	-0.007	65889	5.0	4	7.348	-0.001	50591	4.6
Aroclor-1248	5	7.081	0.007	1157338	66.4	NS	---			----
	Total Col1Ave (5 peaks):				64.7	Total Col2Ave (4 peaks):				8.5 RPD = 154*
	Corrected Ave (4 peaks):				50.1	Corrected Ave (3 peaks):				6.2 RPD = 156*
Aroclor-1254	1	7.333	0.010	419275	21.8	1	7.635	0.038	2302676	205.0
Aroclor-1254	2	7.639	0.008	308457	26.0	2	8.045	0.010	146112	17.1
Aroclor-1254	3	7.741	-0.004	193714	8.2	3	8.156	-0.006	109555	5.9
Aroclor-1254	4	7.989	-0.043	315441	12.4	4	8.357	-0.007	274345	14.7
Aroclor-1254	5	8.326	-0.010	646863	43.5	5	8.834	0.017	392609	37.5
	Total Col1Ave (5 peaks):				22.4	Total Col2Ave (5 peaks):				56.0 RPD = 86*
	Corrected Ave (4 peaks):				17.1	Corrected Ave (4 peaks):				18.8 RPD = 9
Aroclor-1260	1	8.779	-0.001	40555	2.5	1	9.064	-0.008	77278	7.5
Aroclor-1260	2	9.019	-0.029	217921	15.8	2	9.156	0.016	274767	47.3
Aroclor-1260	3	9.352	0.004	282112	7.8	3	9.656	-0.008	147881	6.0
Aroclor-1260	4	9.670	-0.020	13680	0.8	4	10.075	-0.028	342816	51.8
Aroclor-1260	5	9.814	-0.026	128393	12.3	5	10.201	0.047	322920	21.2
	Total Col1Ave (5 peaks):				7.8	Total Col2Ave (5 peaks):				26.8 RPD = 109*
	Corrected Ave (4 peaks):				5.8	Corrected Ave (3 peaks):				11.6 RPD = 66*
Aroclor-1262	1	9.019	-0.030	217921	11.7	1	9.064	-0.010	77278	4.6
Aroclor-1262	2	9.352	0.002	282112	6.0	2	9.656	-0.010	147881	4.8
Aroclor-1262	3	9.670	-0.020	13680	1.0	3	10.075	-0.027	342816	26.2
Aroclor-1262	4	9.814	-0.028	128393	6.3	4	10.201	0.043	322920	16.0
Aroclor-1262	5	10.366	-0.019	1162036	74.7	5	10.754	0.008	582262	58.9
	Total Col1Ave (5 peaks):				19.9	Total Col2Ave (5 peaks):				22.1 RPD = 10
	Corrected Ave (4 peaks):				6.2	Corrected Ave (4 peaks):				12.9 RPD = 70*
Aroclor-1268	1	9.768	-0.010	113416	2.2	1	10.075	-0.026	342816	11.1
Aroclor-1268	2	9.814	-0.025	128393	2.6	2	10.201	0.042	322920	11.0
Aroclor-1268	3	10.135	-0.027	279412	6.7	3	10.500	0.006	204578	8.8

Aroclor-1268	4	10.808	0.009	1086806	9.8	4	11.107	-0.044	623390	9.2	
Total Col1Ave (4 peaks):				5.3	Total Col2Ave (4 peaks):				10.0	RPD =	61*
Corrected Ave (3 peaks):				3.8	Corrected Ave (4 peaks):				10.0	RPD =	89*

Total PCB Area Col1 (4.623 - 11.035) = 47542184 Col1 Total PCB = 0.2 ppm*

Total PCB Area Col2 (4.705 - 11.396) = 25743608 Col2 Total PCB = 0.2 ppm*

* Quantitated against AR1660 0.25ppm in Ical

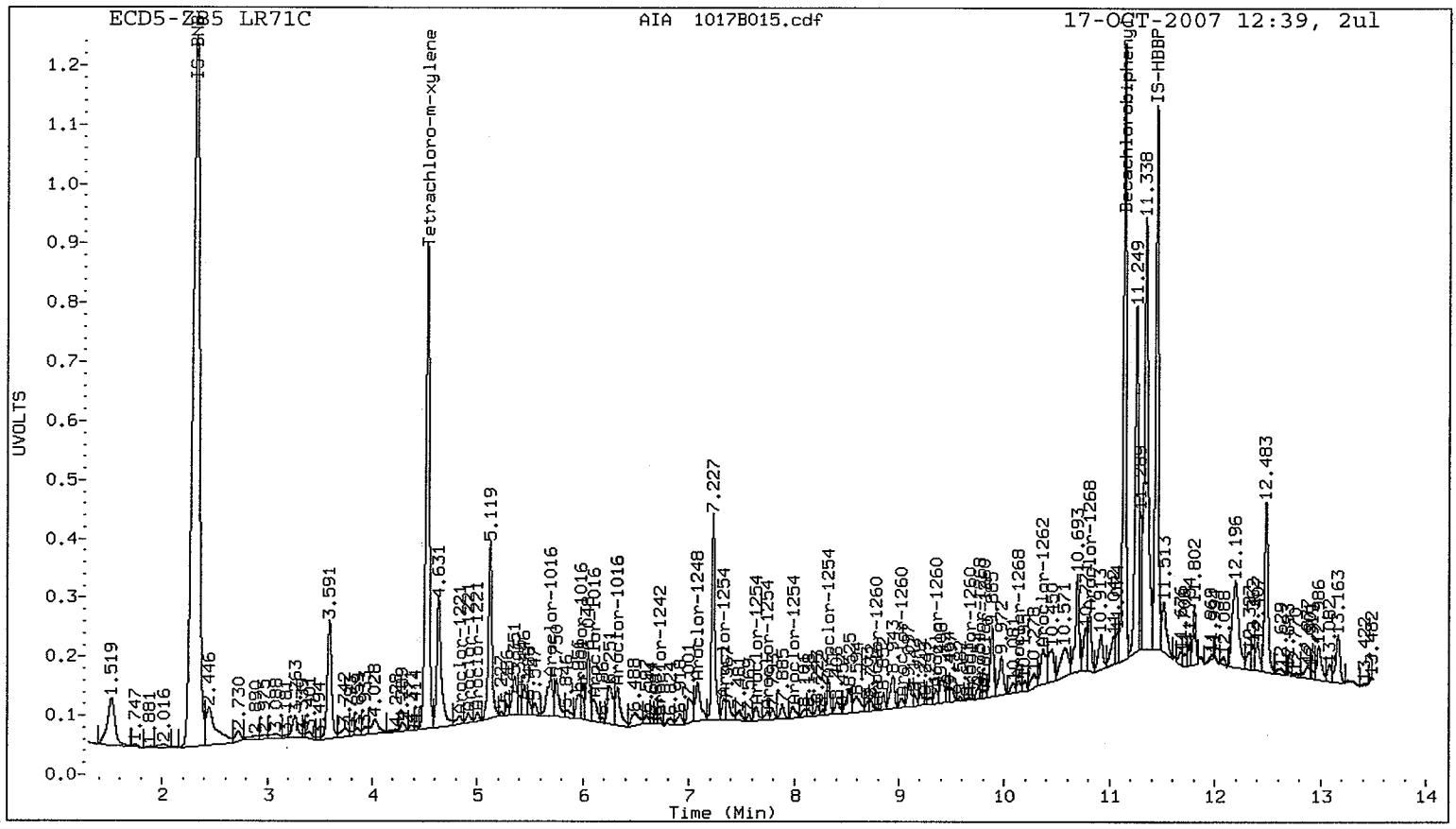
ECD5-ZB5 LR71C
AIA 1017B015.cdf
17-OCT-2007 12:39, 2ul
UVOLTS
Time (Min)
IS-BNB
Tetrachloro-m-xylene
Decachlorobiphenyl
IS-HBBP
Aroclor-1016
Aroclor-1221
Aroclor-1242
Aroclor-1248
Aroclor-1254
Aroclor-1260
Aroclor-1262
Aroclor-1268

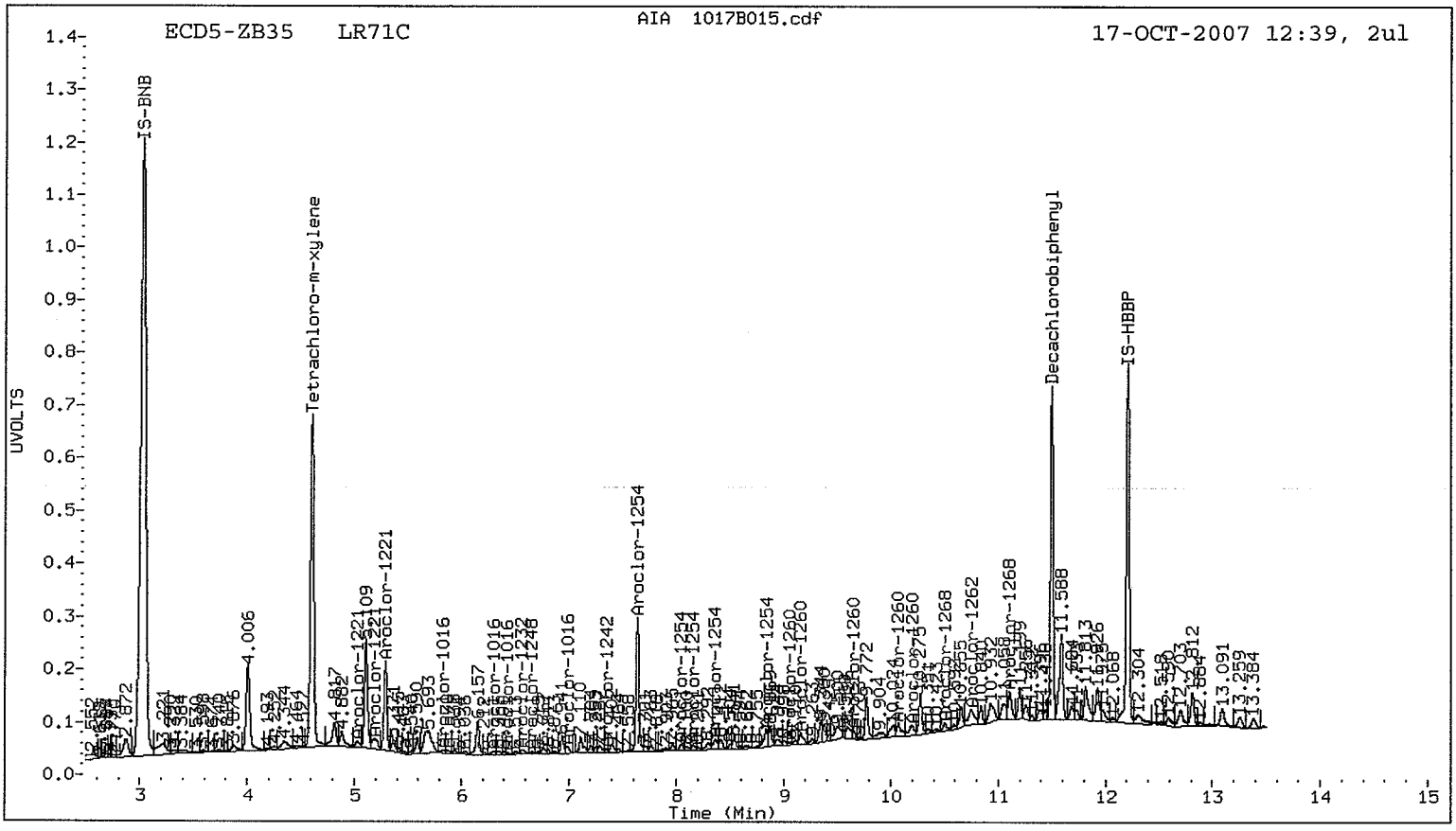
ECD5-ZB35 LR71C
AIA 1017B015.cdf
17-OCT-2007 12:39, 2ul
UVOLTS
Time (Min)
IS-BNB
Tetrachloro-m-xylene
Decachlorobiphenyl
IS-HBBP
Aroclor-1016
Aroclor-1221
Aroclor-1242
Aroclor-1248
Aroclor-1254
Aroclor-1260
Aroclor-1262
Aroclor-1268

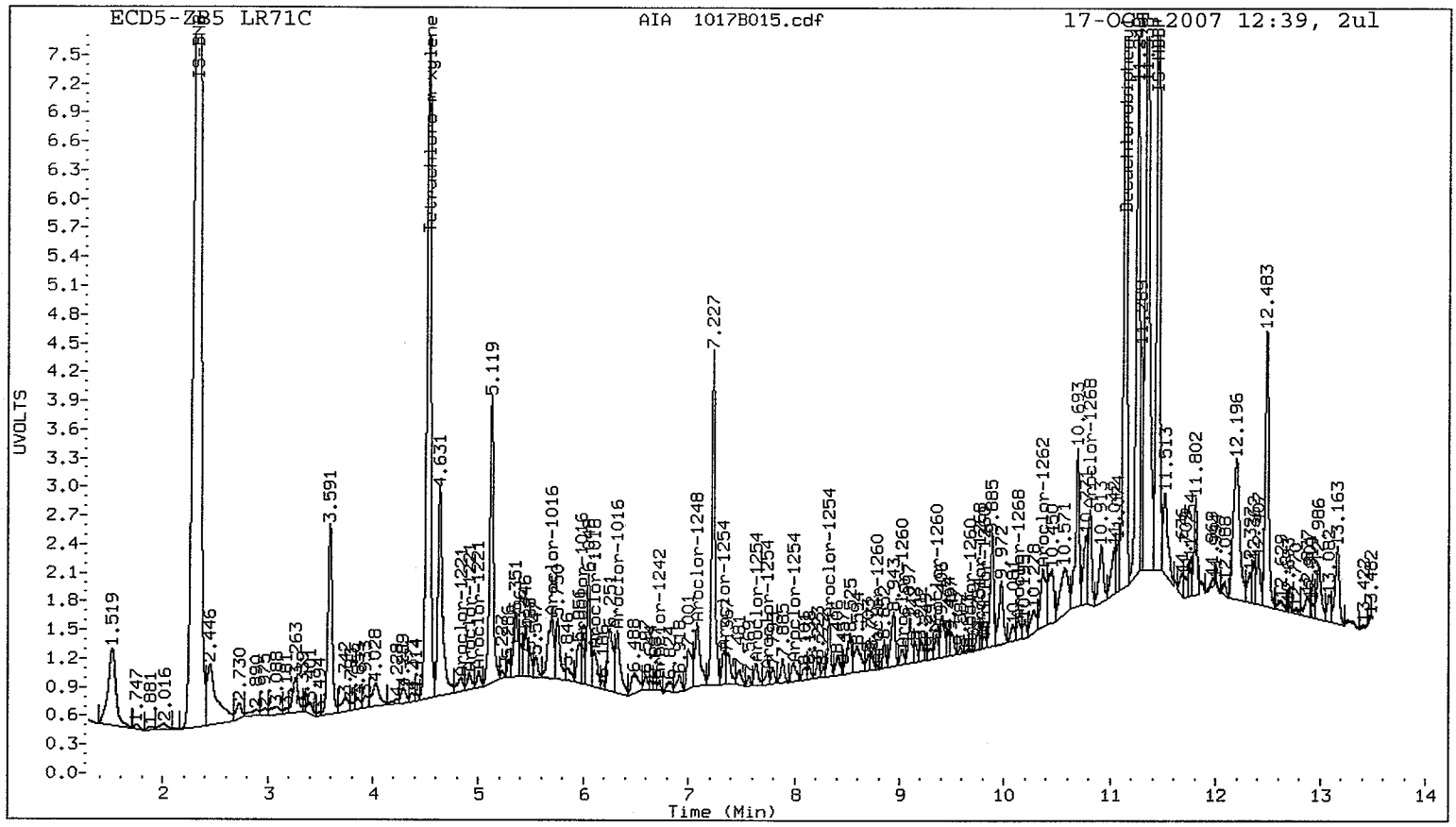
ECD5-ZB5 LR71C
AIA 1017B015.cdf
17-OCT-2007 12:39, 2ul
UVOLTS
Time (Min)
IS=BNB
Tetrachloro-m-xylene
Decachlorobiphenyl
IS=HBBP
Aroclor-1016
Aroclor-1221
Aroclor-1242
Aroclor-1248
Aroclor-1254
Aroclor-1260
Aroclor-1262
Aroclor-1268
1.519
2.446
3.591
4.631
5.119
7.227
11.513
11.802
12.196
12.483
13.163

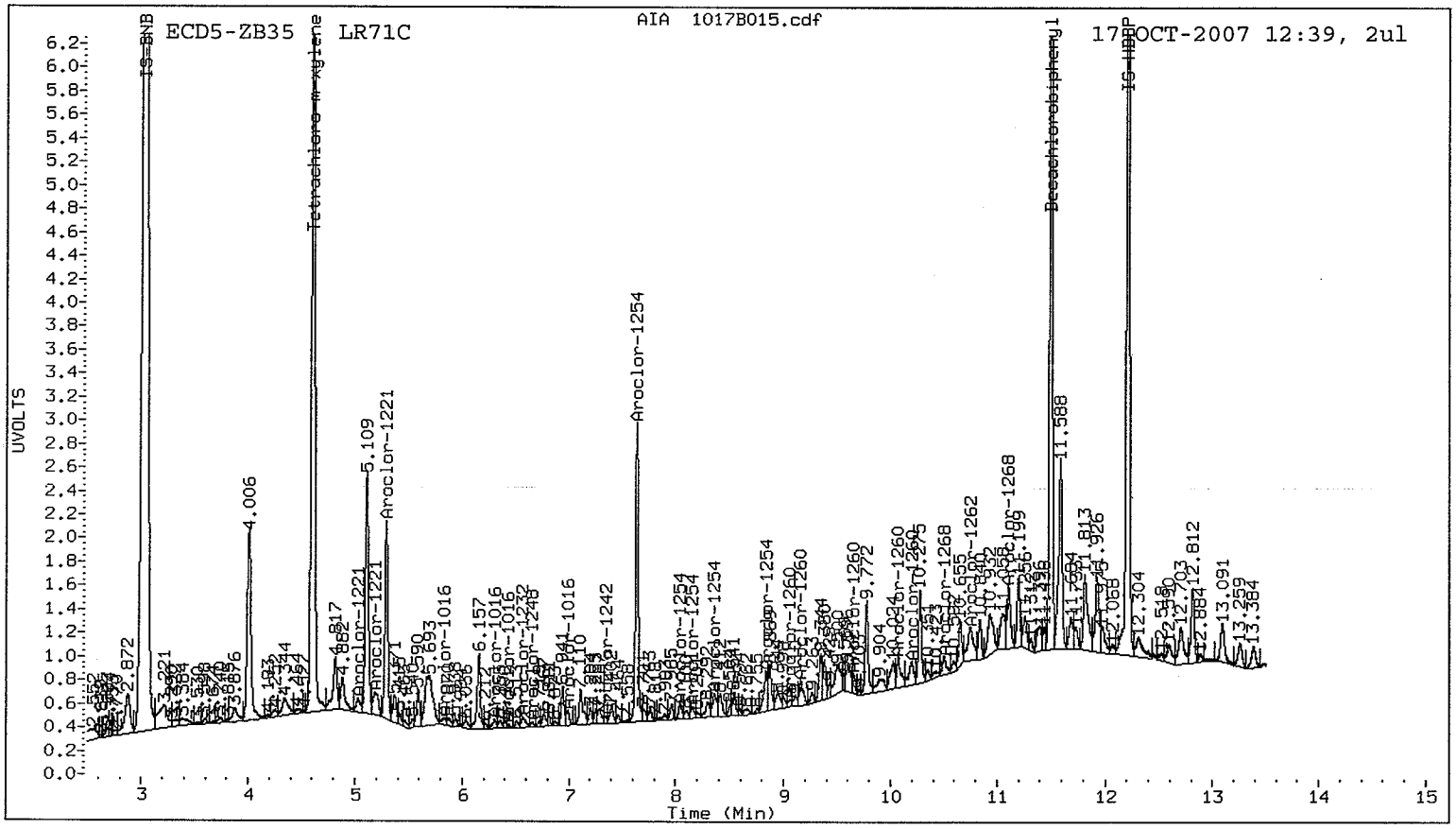
ECD5-ZB35 LR71C
AIA 1017B015.cdf
17-OCT-2007 12:39, 2ul
UVOLTS
Time (Min)
IS=BNB
Tetrachloro-m-xylene
Decachlorobiphenyl
IS=HBBP
Aroclor-1016
Aroclor-1221
Aroclor-1242
Aroclor-1248
Aroclor-1254
Aroclor-1260
Aroclor-1262
Aroclor-1268
4.006
5.109
6.157
7.110
9.772
11.588
12.304
13.091
13.259
13.384

ANALYTICAL RESOURCES INCORPORATED

ORGANICS ANALYSIS DATA SHEET
PSDDA PCB by GC/ECD
Page 1 of 1

Sample ID: AN-SS-07-070928
SAMPLE

Lab Sample ID: LR71D
LIMS ID: 07-20769
Matrix: Sediment
Data Release Authorized:
Reported: 10/19/07

QC Report No: LR71-Anchor Environmental, LLC
Project: Kimberly Clark Anacortes

Date Sampled: 09/28/07
Date Received: 09/29/07

Date Extracted: 10/11/07
Date Analyzed: 10/17/07 13:30
Instrument/Analyst: ECD5/PK
GPC Cleanup: No
Sulfur Cleanup: Yes
Acid Cleanup: Yes
Florisil Cleanup: No

Sample Amount: 25.7 g-dry-wt
Final Extract Volume: 1.0 mL
Dilution Factor: 1.00
Silica Gel: No

Percent Moisture: 28.7%

CAS Number	Analyte	RL	Result
12674-11-2	Aroclor 1016	3.9	< 3.9 U
53469-21-9	Aroclor 1242	3.9	< 3.9 U
12672-29-6	Aroclor 1248	7.8	< 7.8 Y
11097-69-1	**Aroclor 1254**	**3.9**	**39**
11096-82-5	**Aroclor 1260**	**3.9**	**34**
11104-28-2	Aroclor 1221	3.9	< 3.9 U
11141-16-5	Aroclor 1232	3.9	< 3.9 U

Reported in µg/kg (ppb)

PCB Surrogate Recovery

Decachlorobiphenyl	102%
Tetrachlorometaxylene	80.0%

Analytical Resources Inc.
Dual Column PCB Quantitation Report

Data file 1: 20071016.b/1017-1.b/1017B018.d
Data file 2: 20071016.b/1017-2.b/1017B018.d
Method: /chem2/ecd5.i/20071016.b/PCB1.m
Compound Sublist: PCB
Instrument, Inj. Vol.: ecd5.i, 2ul
Quant Method: Internal Std

ARI ID: LR71D
Client ID: AN-SS-07-070928
Injection Date: 17-OCT-2007 13:30
Report Date: 10/17/2007 15:17
Matrix: SOIL
Dilution Factor: 1.000

ZB5 Col			ZB35 Col			ZB5	ZB35		
RT	Shift	Response	RT	Shift	Response	on col	on col	RPD	Compound/Flag
4.522	0.000	11004087	4.606	0.001	7819085	31.8	32.0	0.6	Tetrachloro-m-xylene MN
11.135	0.000	10761669	11.496	0.000	6175682	40.9	34.3	17.7	DecachlorobiphenylN

* Indicates RPD > 40%
M Indicates Column 1 peak was manually integrated
N Indicates Column 2 peak was manually integrated

SURROGATE PERCENT RECOVERY

SURROGATE	Col1	Col2
Tetrachloro-m-xylene	79.6	80.1
Decachlorobiphenyl	102.3	85.7

INTERNAL STANDARD SUMMARY

Column 1

Standard Cpnd	Standard Area*	Sample Area	%D
Bromo-Nitrobenzene	31569414	26383680	-16.4
Hexabromobiphenyl	9983366	8279031	-17.1

Column 2

Standard Cpnd	Standard Area*	Sample Area	%D
Bromo-Nitrobenzene	20324893	18562802	-8.7
Hexabromobiphenyl	6610345	7501255	13.5

* Standard Areas taken from Initial Cal Level 3
Initial Calibration Date: 16-OCT-2007
<- Indicates standard response outside Limits (-50 to +100%)

Aroclor	Peak#	ZB5 Col RT	Shift	Area	Amount	Peak#	ZB35 Col RT	Shift	Area	Amount
Aroclor-1016	1	5.693	-0.002	1884003	226.2	1	5.822	-0.003	692727	75.5
Aroclor-1016	2	5.981	-0.009	2007970	79.8	2	6.291	-0.001	1024763	52.8
Aroclor-1016	3	6.101	-0.002	1035845	93.8	3	6.452	-0.001	277657	35.9
Aroclor-1016	4	6.355	-0.002	5020828	741.4	4	6.990	0.000	2231220	366.7
Total Col1Ave (4 peaks):		285.3				Total Col2Ave (4 peaks):		132.7	RPD = 73*	
Corrected Ave (3 peaks):		133.3				Corrected Ave (3 peaks):		54.7	RPD = 84*	
Aroclor-1221	1	4.762	-0.021	85984	23.6	1	5.023	-0.042	148516	49.2
Aroclor-1221	2	4.912	0.004	282329	116.5	2	5.205	-0.035	396348	227.7
Aroclor-1221	3	4.997	0.012	506554	61.9	3	5.294	-0.029	722037	136.0
Aroclor-1221	NS	---			----	4	5.822	-0.015	692727	322.8
Total Col1Ave (3 peaks):		67.4				Total Col2Ave (4 peaks):		183.9	RPD = 93*	
Corrected Ave: < 3 Peaks						Corrected Ave (3 peaks):		137.6		
Aroclor-1232	1	4.997	0.014	506554	73.7	1	5.294	-0.029	722037	160.3
Aroclor-1232	2	5.693	-0.002	1884003	503.4	2	5.822	-0.004	692727	153.2
Aroclor-1232	3	5.981	-0.009	2007970	180.1	3	6.291	-0.002	1024763	119.8
Aroclor-1232	4	6.101	-0.003	1035845	204.6	4	6.586	-0.003	335693	156.7
Total Col1Ave (4 peaks):		240.5				Total Col2Ave (4 peaks):		147.5	RPD = 48*	
Corrected Ave (3 peaks):		152.8				Corrected Ave (4 peaks):		147.5	RPD = 4	
Aroclor-1242	1	5.693	-0.003	1884003	280.7	1	5.294	-0.029	722037	193.1
Aroclor-1242	2	5.981	-0.010	2007970	99.7	2	5.822	-0.002	692727	94.7
Aroclor-1242	3	6.101	-0.003	1035845	116.2	3	6.291	-0.001	1024763	67.2
Aroclor-1242	4	6.731	-0.004	2099174	246.0	4	6.452	-0.001	277657	45.5
Aroclor-1242	NS	---			----	5	7.348	-0.001	3479850	595.8
Total Col1Ave (4 peaks):		185.6				Total Col2Ave (5 peaks):		199.3	RPD = 7	
Corrected Ave (4 peaks):		185.6				Corrected Ave (4 peaks):		100.1	RPD = 60*	
Aroclor-1248	1	5.981	-0.010	2007970	136.5	1	6.291	0.001	1024763	89.6
Aroclor-1248	2	6.101	-0.004	1035845	185.1	2	6.655	0.000	3057764	482.2
Aroclor-1248	3	6.355	-0.002	5020828	575.4	3	6.990	0.000	2231220	299.8
Aroclor-1248	4	6.731	-0.005	2099174	163.3	4	7.348	-0.001	3479850	337.5
Aroclor-1248	5	7.074	0.000	12406244	729.1	NS	---			----
Total Col1Ave (5 peaks):		357.9				Total Col2Ave (4 peaks):		302.3	RPD = 17	
Corrected Ave (4 peaks):		265.1				Corrected Ave (4 peaks):		302.3	RPD = 13	
Aroclor-1254	1	7.321	-0.002	16283129	866.4	1	7.598	0.000	10432430	986.2
Aroclor-1254	2	7.628	-0.004	9667897	835.5	2	8.034	-0.002	6642437	824.2
Aroclor-1254	3	7.740	-0.004	19759710	859.5	3	8.160	-0.002	18663974	1075.2
Aroclor-1254	4	8.017	-0.014	28860819	1166.3	4	8.370	0.006	21475637	1225.6
Aroclor-1254	5	8.329	-0.007	15264162	1049.9	5	8.815	-0.002	10763359	1091.6
Total Col1Ave (5 peaks):		955.5				Total Col2Ave (5 peaks):		1040.6	RPD = 9	
Corrected Ave (5 peaks):		955.5				Corrected Ave (5 peaks):		1040.6	RPD = 9	
Aroclor-1260	1	8.778	-0.001	14259884	961.2	1	9.072	0.000	8740814	757.1
Aroclor-1260	2	9.047	-0.001	11126916	885.8	2	9.141	0.000	5280482	807.8
Aroclor-1260	3	9.347	-0.001	31101802	940.3	3	9.664	0.000	20643526	749.1
Aroclor-1260	4	9.687	-0.003	11378915	743.2	4	10.101	-0.002	7797978	1047.1
Aroclor-1260	5	9.839	-0.001	11571374	1220.5	5	10.154	0.000	13647759	795.0
Total Col1Ave (5 peaks):		950.2				Total Col2Ave (5 peaks):		831.2	RPD = 13	
Corrected Ave (5 peaks):		950.2				Corrected Ave (5 peaks):		831.2	RPD = 13	
Aroclor-1262	1	9.047	-0.003	11126916	658.7	1	9.072	-0.001	8740814	464.0
Aroclor-1262	2	9.347	-0.003	31101802	730.8	2	9.664	-0.002	20643526	591.9
Aroclor-1262	3	9.687	-0.003	11378915	875.0	3	10.101	-0.001	7797978	530.4
Aroclor-1262	4	9.839	-0.002	11571374	619.9	4	10.154	-0.004	13647759	602.1
Aroclor-1262	5	10.382	-0.004	10949472	773.5	5	10.744	-0.002	6473338	581.9
Total Col1Ave (5 peaks):		731.6				Total Col2Ave (5 peaks):		554.0	RPD = 28	
Corrected Ave (5 peaks):		731.6				Corrected Ave (5 peaks):		554.0	RPD = 28	
Aroclor-1268	1	9.777	-0.001	10954775	233.0	1	10.101	0.001	7797978	224.0
Aroclor-1268	2	9.839	0.001	11571374	258.9	2	10.154	-0.005	13647759	412.9
Aroclor-1268	3	10.178	0.017	4495819	118.9	3	10.495	0.002	696922	26.8

Aroclor-1268	4	10.801	0.001	4264091	42.1	4	11.149	-0.003	2035063	26.8	
Total Col1Ave (4 peaks):				163.2		Total Col2Ave (4 peaks):			172.6	RPD = 6	
Corrected Ave (4 peaks):				163.2		Corrected Ave (3 peaks):			92.5	RPD = 55*	

Total PCB Area Col1 (4.623 - 11.035) = 407064039 Col1 Total PCB = 2.1 ppm*

Total PCB Area Col2 (4.705 - 11.396) = 273320453 Col2 Total PCB = 2.0 ppm*

* Quantitated against AR1660 0.25ppm in Ical

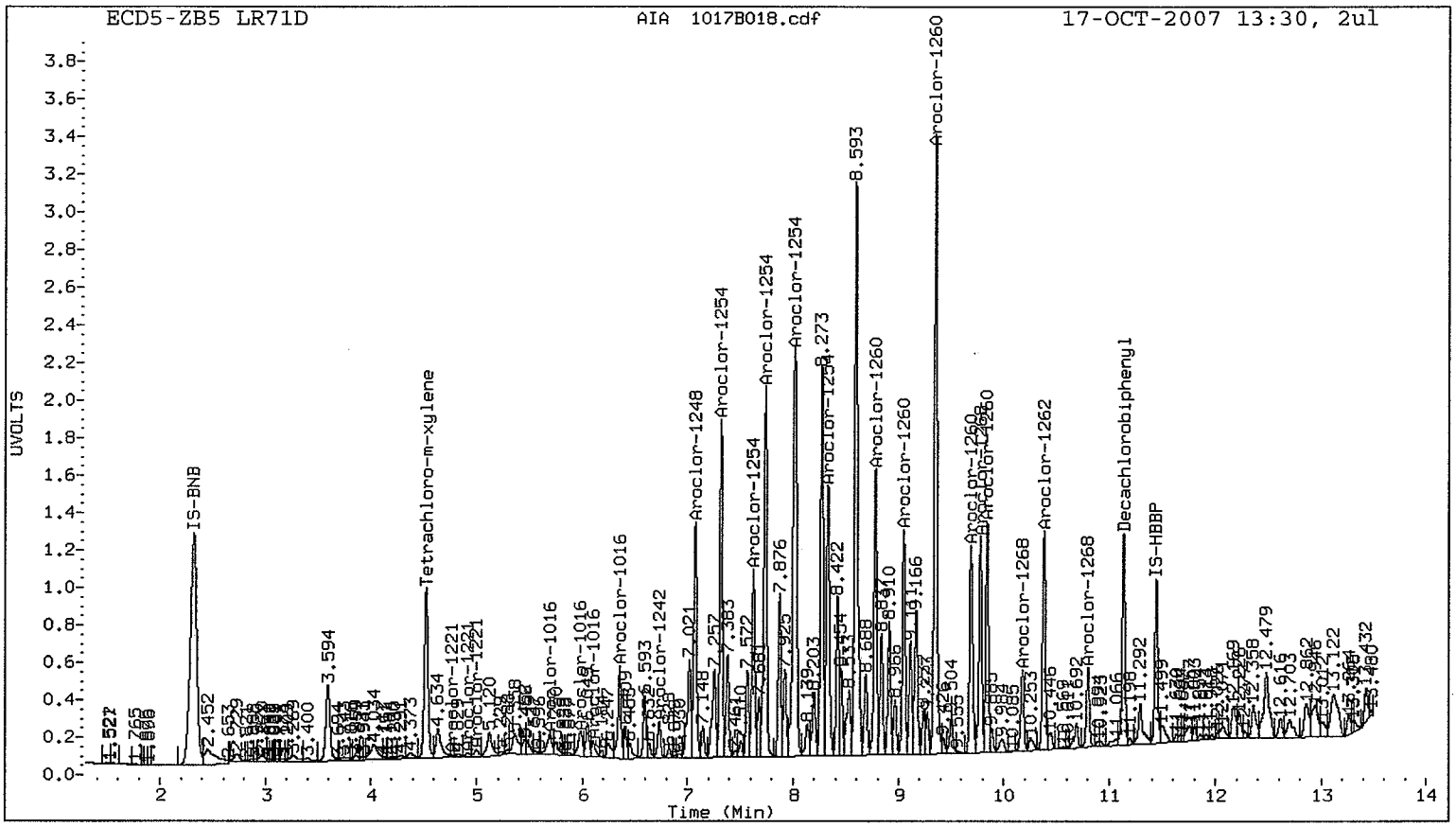
ECD5-ZB5 LR71D
AIA 1017B018.cdf
17-OCT-2007 13:30, 2ul
UVOLTS
Time (Min)
IS-BNB
Tetrachloro-m-xylene
Aroclor-1221
Aroclor-1016
Aroclor-1242
Aroclor-1248
Aroclor-1254
Aroclor-1260
Aroclor-1262
Aroclor-1268
Decachlorobiphenyl
IS-HBBP

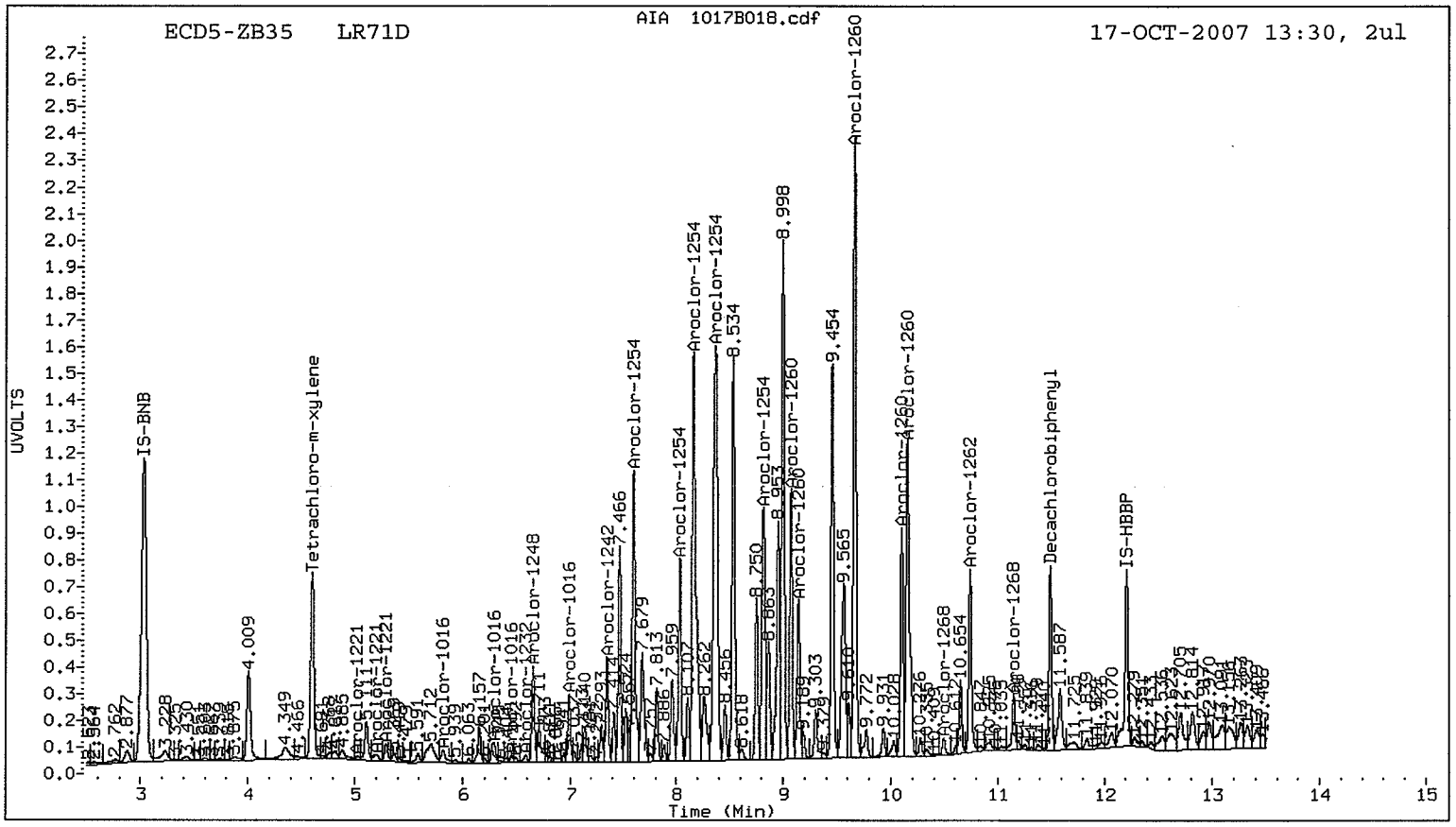
ECD5-ZB35 LR71D
AIA 1017B018.cdf
17-OCT-2007 13:30, 2ul
UVOLTS
Time (Min)
IS-BNB
Tetrachloro-m-xylene
Aroclor-1221
Aroclor-1016
Aroclor-1242
Aroclor-1248
Aroclor-1254
Aroclor-1260
Aroclor-1262
Aroclor-1268
Decachlorobiphenyl
IS-HBBP

ANALYTICAL RESOURCES INCORPORATED

ORGANICS ANALYSIS DATA SHEET
PSDDA PCB by GC/ECD
Page 1 of 1

Sample ID: AN-SS-10-070928
SAMPLE

Lab Sample ID: LR71E
LIMS ID: 07-20770
Matrix: Sediment
Data Release Authorized:
Reported: 10/19/07

QC Report No: LR71-Anchor Environmental, LLC
Project: Kimberly Clark Anacortes

Date Sampled: 09/28/07
Date Received: 09/29/07

Date Extracted: 10/11/07
Date Analyzed: 10/17/07 13:47
Instrument/Analyst: ECD5/PK
GPC Cleanup: No
Sulfur Cleanup: Yes
Acid Cleanup: Yes
Florisil Cleanup: No

Sample Amount: 25.5 g-dry-wt
Final Extract Volume: 1.0 mL
Dilution Factor: 1.00
Silica Gel: No

Percent Moisture: 22.7%

CAS Number	Analyte	RL	Result
12674-11-2	Aroclor 1016	3.9	< 3.9 U
53469-21-9	Aroclor 1242	3.9	< 3.9 U
12672-29-6	Aroclor 1248	3.9	< 3.9 U
11097-69-1	**Aroclor 1254**	**3.9**	**210 E**
11096-82-5	Aroclor 1260	3.9	< 3.9 U
11104-28-2	Aroclor 1221	3.9	< 3.9 U
11141-16-5	Aroclor 1232	3.9	< 3.9 U

Reported in µg/kg (ppb)

PCB Surrogate Recovery

Decachlorobiphenyl	94.5%
Tetrachlorometaxylene	101%

Analytical Resources Inc.
Dual Column PCB Quantitation Report

Data file 1: 20071016.b/1017-1.b/1017B019.d
Data file 2: 20071016.b/1017-2.b/1017B019.d
Method: /chem2/ecd5.i/20071016.b/PCB1.m
Compound Sublist: PCB
Instrument, Inj. Vol.: ecd5.i, 2ul
Quant Method: Internal Std

ARI ID: LR71E
Client ID: AN-SS-10-070928
Injection Date: 17-OCT-2007 13:47
Report Date: 10/17/2007 15:17
Matrix: SOIL
Dilution Factor: 1.000

ZB5 Col RT	ZB5 Col Shift	ZB5 Col Response	ZB35 Col RT	ZB35 Col Shift	ZB35 Col Response	ZB5 on col	ZB35 on col	RPD	Compound/Flag
4.523	0.000	12806219	4.602	-0.003	10887527	35.4	40.4	13.2	Tetrachloro-m-xyleneN
11.135	0.000	12132322	11.495	-0.001	6656356	37.8	35.5	6.3	DecachlorobiphenylN

* Indicates RPD > 40%
M Indicates Column 1 peak was manually integrated
N Indicates Column 2 peak was manually integrated

SURROGATE PERCENT RECOVERY

SURROGATE	Col1	Col2
Tetrachloro-m-xylene	88.4	100.9
Decachlorobiphenyl	94.6	88.8

INTERNAL STANDARD SUMMARY

Column 1

Standard Cpnd	Standard Area*	Sample Area	%D
Bromo-Nitrobenzene	31569414	27635450	-12.5
Hexabromobiphenyl	9983366	10095695	1.1

Column 2

Standard Cpnd	Standard Area*	Sample Area	%D
Bromo-Nitrobenzene	20324893	20521660	1.0
Hexabromobiphenyl	6610345	7803250	18.0

* Standard Areas taken from Initial Cal Level 3
Initial Calibration Date: 16-OCT-2007
<- Indicates standard response outside Limits (-50 to +100%)

Aroclor	Peak#	RT	Shift	ZB5 Col Area	Amount	Peak#	RT	Shift	ZB35 Col Area	Amount
Aroclor-1016	1	5.694	-0.001	2067866	237.1	1	5.822	-0.002	887247	87.4
Aroclor-1016	2	5.979	-0.012	2810390	106.6	2	6.280	-0.013	1398729	65.2
Aroclor-1016	3	6.103	0.001	1575990	136.2	3	6.451	-0.002	292409	34.2
Aroclor-1016	4	6.356	-0.001	490299355	69123.9	4	6.923	-0.067	400900806	59602.8
Total Col1Ave (4 peaks):				17401.0		Total Col2Ave (4 peaks):			14947.4	RPD = 15
Corrected Ave (3 peaks):				160.0		Corrected Ave (3 peaks):			62.3	RPD = 88*
Aroclor-1221	1	4.797	0.014	202897	53.3	1	5.029	-0.036	859631	257.5
Aroclor-1221	2	4.909	0.000	711045	280.2	2	5.200	-0.040	1153664	599.5
Aroclor-1221	3	4.989	0.003	1844538	215.2	3	5.292	-0.031	851079	145.1
Aroclor-1221	NS	---			----	4	5.822	-0.014	887247	374.0
Total Col1Ave (3 peaks):				182.9		Total Col2Ave (4 peaks):			344.0	RPD = 61*
Corrected Ave (3 peaks):				182.9		Corrected Ave (3 peaks):			258.9	RPD = 34
Aroclor-1232	1	4.989	0.005	1844538	256.4	1	5.292	-0.031	851079	170.9
Aroclor-1232	2	5.694	-0.002	2067866	527.5	2	5.822	-0.003	887247	177.5
Aroclor-1232	3	5.979	-0.012	2810390	240.6	3	6.280	-0.014	1398729	147.9
Aroclor-1232	4	6.103	-0.001	1575990	297.2	4	6.587	-0.003	423665	178.9
Total Col1Ave (4 peaks):				330.4		Total Col2Ave (4 peaks):			168.8	RPD = 65*
Corrected Ave (4 peaks):				330.4		Corrected Ave (4 peaks):			168.8	RPD = 65*
Aroclor-1242	1	5.694	-0.002	2067866	294.1	1	5.292	-0.031	851079	205.9
Aroclor-1242	2	5.979	-0.013	2810390	133.2	2	5.822	-0.002	887247	109.7
Aroclor-1242	3	6.103	-0.001	1575990	168.8	3	6.280	-0.013	1398729	83.0
Aroclor-1242	4	6.731	-0.004	10171312	1138.0	4	6.451	-0.002	292409	43.4
Aroclor-1242	NS	---			----	5	7.349	0.000	22983097	3559.3
Total Col1Ave (4 peaks):				433.5		Total Col2Ave (5 peaks):			800.2	RPD = 59*
Corrected Ave (3 peaks):				198.7		Corrected Ave (4 peaks):			110.5	RPD = 57*
Aroclor-1248	1	5.979	-0.013	2810390	182.5	1	6.280	-0.011	1398729	110.6
Aroclor-1248	2	6.103	-0.002	1575990	268.9	2	6.656	0.000	18732306	2671.9
Aroclor-1248	3	6.356	-0.001	490299355	53642.0	3	6.923	-0.067	400900806	48720.3
Aroclor-1248	4	6.731	-0.005	10171312	755.4	4	7.349	0.000	22983097	2016.3
Aroclor-1248	5	7.075	0.001	60151355	3375.1	NS	---			----
Total Col1Ave (5 peaks):				11644.8		Total Col2Ave (4 peaks):			13379.8	RPD = 14
Corrected Ave (4 peaks):				1145.4		Corrected Ave (3 peaks):			1599.6	RPD = 33
Aroclor-1254	1	7.321	-0.002	92498808	4699.0	1	7.597	-0.001	57249953	4895.5
Aroclor-1254	2	7.628	-0.003	61298573	5057.7	2	8.036	0.000	45284457	5082.4
Aroclor-1254	3	7.741	-0.004	121215030	5034.0	3	8.162	0.000	104103520	5424.5
Aroclor-1254	4	8.025	-0.007	144847603	5588.2	4	8.359	-0.005	113430288	5855.6
Aroclor-1254	5	8.332	-0.004	87987954	5777.7	5	8.809	-0.007	66771611	6125.5
Total Col1Ave (5 peaks):				5231.3		Total Col2Ave (5 peaks):			5476.7	RPD = 5
Corrected Ave (5 peaks):				5231.3		Corrected Ave (5 peaks):			5476.7	RPD = 5
Aroclor-1260	1	8.778	-0.001	12597251	696.4	1	9.071	-0.001	7374142	614.0
Aroclor-1260	2	9.047	-0.002	11678884	762.5	2	9.140	0.000	11560489	1700.1
Aroclor-1260	3	9.348	-0.001	35322865	875.7	3	9.664	0.000	24600676	858.2
Aroclor-1260	4	9.687	-0.003	19709326	1055.7	4	10.107	0.004	8764788	1131.4
Aroclor-1260	5	9.839	-0.001	8259685	714.4	5	10.153	0.000	17123748	958.9
Total Col1Ave (5 peaks):				820.9		Total Col2Ave (5 peaks):			1052.5	RPD = 25
Corrected Ave (5 peaks):				820.9		Corrected Ave (5 peaks):			1052.5	RPD = 25
Aroclor-1262	1	9.047	-0.003	11678884	567.0	1	9.071	-0.003	7374142	376.3
Aroclor-1262	2	9.348	-0.003	35322865	680.6	2	9.664	-0.002	24600676	678.0
Aroclor-1262	3	9.687	-0.003	19709326	1242.8	3	10.107	0.005	8764788	573.1
Aroclor-1262	4	9.839	-0.003	8259685	362.9	4	10.153	-0.004	17123748	726.2
Aroclor-1262	5	10.382	-0.003	9832136	569.6	5	10.743	-0.003	4794412	414.3
Total Col1Ave (5 peaks):				684.6		Total Col2Ave (5 peaks):			553.6	RPD = 21
Corrected Ave (4 peaks):				545.0		Corrected Ave (5 peaks):			553.6	RPD = 2
Aroclor-1268	1	9.776	-0.002	9123578	159.1	1	10.107	0.006	8764788	242.1
Aroclor-1268	2	9.839	0.001	8259685	151.6	2	10.153	-0.005	17123748	498.0
Aroclor-1268	3	10.179	0.018	3892007	84.4	3	10.492	-0.002	559253	20.7

Aroclor-1268	4	10.800	0.001	3259603	26.4	4	11.150	-0.001	1235709	15.6

Total Col1Ave (4 peaks): 105.4 Total Col2Ave (4 peaks): 194.1 RPD = 59*

Corrected Ave (4 peaks): 105.4 Corrected Ave (3 peaks): 92.8 RPD = 13

Total PCB Area Col1 (4.623 - 11.035) = 1900429058 Col1 Total PCB = 9.2 ppm*

Total PCB Area Col2 (4.705 - 11.396) = 1434199896 Col2 Total PCB = 9.6 ppm*

* Quantitated against AR1660 0.25ppm in Ical

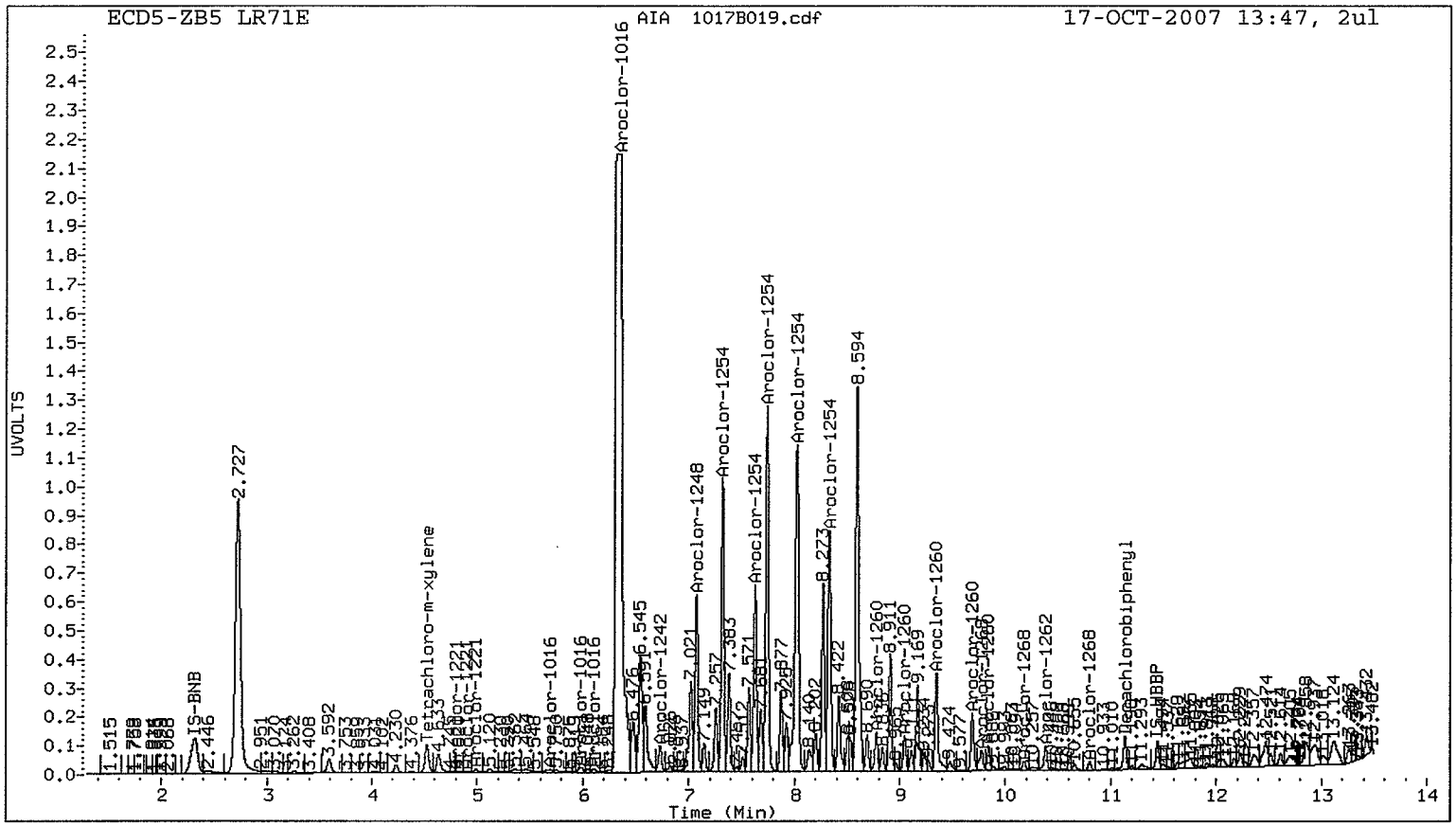
ECD5-ZB5 LR71E
AIA 1017B019.cdf
17-OCT-2007 13:47, 2ul
UVOLTS
Time (Min)
IS-BNB
Tetrachloro-m-xylene
Aroclor-1016
Aroclor-1242
Aroclor-1248
Aroclor-1254
Aroclor-1260
Aroclor-1262
Aroclor-1268
Decachlorobiphenyl

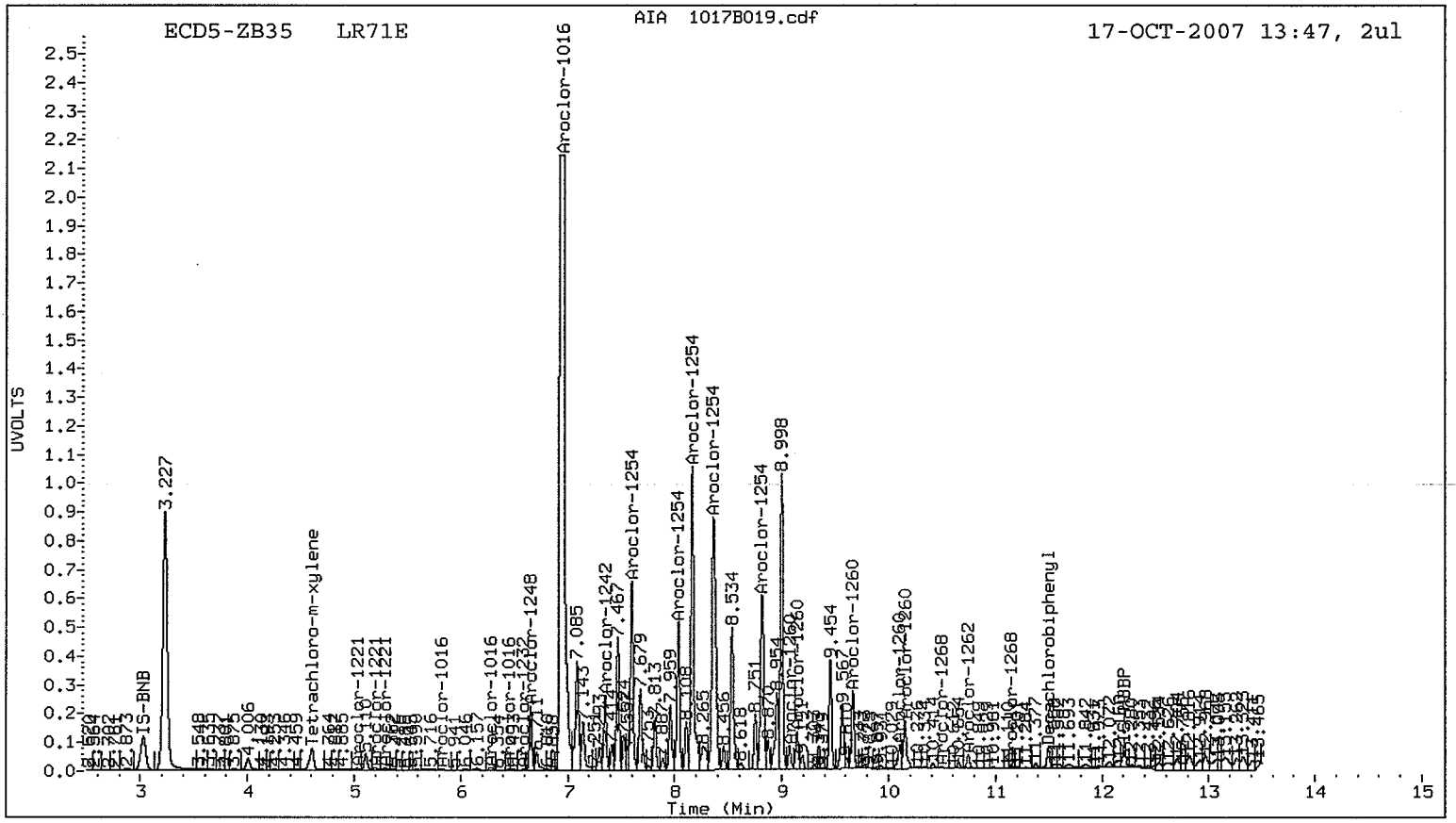
ECD5-ZB35 LR71E
AIA 1017B019.cdf
17-OCT-2007 13:47, 2ul
UVOLTS
Time (Min)
IS-BNB
Tetrachloro-m-xylene
Aroclor-1016
Aroclor-1242
Aroclor-1248
Aroclor-1254
Aroclor-1260
Aroclor-1262
Aroclor-1268
Decachlorobiphenyl

ANALYTICAL RESOURCES INCORPORATED

ORGANICS ANALYSIS DATA SHEET
PSDDA PCB by GC/ECD
Page 1 of 1

Sample ID: AN-SS-10-070928
DILUTION

Lab Sample ID: LR71E
LIMS ID: 07-20770
Matrix: Sediment
Data Release Authorized:
Reported: 10/19/07

QC Report No: LR71-Anchor Environmental, LLC
Project: Kimberly Clark Anacortes

Date Sampled: 09/28/07
Date Received: 09/29/07

Date Extracted: 10/11/07
Date Analyzed: 10/17/07 17:30
Instrument/Analyst: ECD5/PK
GPC Cleanup: No
Sulfur Cleanup: Yes
Acid Cleanup: Yes
Florisil Cleanup: No

Sample Amount: 25.5 g-dry-wt
Final Extract Volume: 1.0 mL
Dilution Factor: 10.0
Silica Gel: No

Percent Moisture: 22.7%

CAS Number	Analyte	RL	Result
12674-11-2	Aroclor 1016	39	< 39 U
53469-21-9	Aroclor 1242	39	< 39 U
12672-29-6	Aroclor 1248	39	< 39 U
11097-69-1	**Aroclor 1254**	**39**	**230**
11096-82-5	Aroclor 1260	39	< 39 U
11104-28-2	Aroclor 1221	39	< 39 U
11141-16-5	Aroclor 1232	39	< 39 U

Reported in µg/kg (ppb)

PCB Surrogate Recovery

Decachlorobiphenyl	118%
Tetrachlorometaxylene	110%

Analytical Resources Inc.
Dual Column PCB Quantitation Report

Data file 1: 20071016.b/1017-1.b/1017B032.d
Data file 2: 20071016.b/1017-2.b/1017B032.d
Method: /chem2/ecd5.i/20071016.b/PCB1.m
Compound Sublist: PCB
Instrument, Inj. Vol.: ecd5.i, 2ul
Quant Method: Internal Std

ARI ID: LR71E
Client ID: AN-SS-10-070928
Injection Date: 17-OCT-2007 17:30
Report Date: 10/18/2007 09:44
Matrix: SOIL
Dilution Factor: 10.000

ZB5 Col RT	ZB5 Col Shift	ZB5 Col Response	ZB35 Col RT	ZB35 Col Shift	ZB35 Col Response	ZB5 on col	ZB35 on col	RPD	Compound/Flag
4.524	0.001	1805305	4.606	0.001	1188678	4.3	4.4	2.4	Tetrachloro-m-xyleneN
11.135	0.000	1244041	11.495	-0.001	662040	4.7	4.5	6.1	Decachlorobiphenyl MN

* Indicates RPD > 40%
M Indicates Column 1 peak was manually integrated
N Indicates Column 2 peak was manually integrated

SURROGATE PERCENT RECOVERY

SURROGATE	Col1	Col2
Tetrachloro-m-xylene	108.0	110.6
Decachlorobiphenyl	118.6	111.6

INTERNAL STANDARD SUMMARY

Column 1

Standard Cpnd	Standard Area*	Sample Area	%D
Bromo-Nitrobenzene	31569414	31890129	1.0
Hexabromobiphenyl	9983366	8259077	-17.3

Column 2

Standard Cpnd	Standard Area*	Sample Area	%D
Bromo-Nitrobenzene	20324893	20430985	0.5
Hexabromobiphenyl	6610345	6175812	-6.6

* Standard Areas taken from Initial Cal Level 3
Initial Calibration Date: 16-OCT-2007
<- Indicates standard response outside Limits (-50 to +100%)

Aroclor	Peak#	ZB5 Col RT	Shift	Area	Amount	Peak#	ZB35 Col RT	Shift	Area	Amount
Aroclor-1016	1	5.695	-0.001	141873	14.1	1	5.824	-0.001	132400	13.1
Aroclor-1016	2	5.985	-0.006	270560	8.9	2	6.286	-0.007	223597	10.5
Aroclor-1016	3	6.106	0.003	174841	13.1	3	6.455	0.002	32652	3.8
Aroclor-1016	4	6.368	0.011	125823277	15372.3	4	6.968	-0.022	90117173	13457.4
	Total Col1Ave (4 peaks):			3852.1		Total Col2Ave (4 peaks):			3371.2	RPD = 13
	Corrected Ave (3 peaks):			12.0		Corrected Ave (3 peaks):			9.1	RPD = 27
Aroclor-1221	1	4.690	-0.093	4568109	1039.2	1	5.038	-0.028	75894	22.8
Aroclor-1221	2	4.993	0.084	605760	206.8	2	5.153	-0.087	2893748	1510.4
Aroclor-1221	3	---			0.0	3	5.356	0.033	237351	40.6
Aroclor-1221	NS	---			----	4	5.824	-0.013	132400	56.1
	Col1Ave: <3 Quant Peaks					Col2Ave:	407.5			
Aroclor-1232	1	4.993	0.009	605760	73.0	1	5.356	0.033	237351	47.9
Aroclor-1232	2	5.695	-0.001	141873	31.4	2	5.824	-0.002	132400	26.6
Aroclor-1232	3	5.985	-0.006	270560	20.1	3	6.286	-0.008	223597	23.8
Aroclor-1232	4	6.106	0.002	174841	28.6	4	6.591	0.001	58410	24.8
	Total Col1Ave (4 peaks):			38.2		Total Col2Ave (4 peaks):			30.8	RPD = 22
	Corrected Ave (3 peaks):			26.7		Corrected Ave (4 peaks):			30.8	RPD = 14
Aroclor-1242	1	5.695	-0.001	141873	17.5	1	5.356	0.033	237351	57.7
Aroclor-1242	2	5.985	-0.007	270560	11.1	2	5.824	0.000	132400	16.4
Aroclor-1242	3	6.106	0.002	174841	16.2	3	6.286	-0.007	223597	13.3
Aroclor-1242	4	6.732	-0.003	2855945	276.9	4	6.455	0.002	32652	4.9
Aroclor-1242	NS	---			----	5	7.350	0.001	2939696	457.3
	Total Col1Ave (4 peaks):			80.4		Total Col2Ave (5 peaks):			109.9	RPD = 31
	Corrected Ave (3 peaks):			14.9		Corrected Ave (4 peaks):			23.1	RPD = 43*
Aroclor-1248	1	5.985	-0.007	270560	15.2	1	6.286	-0.005	223597	17.8
Aroclor-1248	2	6.106	0.001	174841	25.8	2	6.657	0.001	2286556	327.6
Aroclor-1248	3	6.368	0.011	125823277	11929.3	3	6.968	-0.022	90117173	11000.3
Aroclor-1248	4	6.732	-0.004	2855945	183.8	4	7.350	0.001	2939696	259.0
Aroclor-1248	5	7.075	0.001	7845065	381.5	NS	---			----
	Total Col1Ave (5 peaks):			2507.1		Total Col2Ave (4 peaks):			2901.2	RPD = 15
	Corrected Ave (4 peaks):			151.6		Corrected Ave (3 peaks):			201.5	RPD = 28
Aroclor-1254	1	7.322	-0.001	11521327	507.2	1	7.598	0.001	6385966	548.5
Aroclor-1254	2	7.630	-0.001	7474025	534.4	2	8.035	0.000	4929122	555.7
Aroclor-1254	3	7.743	-0.002	14665145	527.8	3	8.161	-0.001	10959149	573.6
Aroclor-1254	4	8.029	-0.003	17409555	582.0	4	8.361	-0.003	12017522	623.1
Aroclor-1254	5	8.336	0.000	10327965	587.7	5	8.814	-0.003	6886366	634.5
	Total Col1Ave (5 peaks):			547.8		Total Col2Ave (5 peaks):			587.1	RPD = 7
	Corrected Ave (5 peaks):			547.8		Corrected Ave (5 peaks):			587.1	RPD = 7
Aroclor-1260	1	8.779	-0.001	1609375	108.7	1	9.072	0.000	888944	93.5
Aroclor-1260	2	9.048	0.000	1407755	112.3	2	9.140	0.000	1243389	231.0
Aroclor-1260	3	9.348	0.000	4045134	122.6	3	9.664	0.000	2572315	113.4
Aroclor-1260	4	9.688	-0.002	2238776	146.6	4	10.103	0.000	743695	121.3
Aroclor-1260	5	9.840	0.000	936069	99.0	5	10.153	-0.001	1649446	116.7
	Total Col1Ave (5 peaks):			117.8		Total Col2Ave (5 peaks):			135.2	RPD = 14
	Corrected Ave (5 peaks):			117.8		Corrected Ave (4 peaks):			111.2	RPD = 6
Aroclor-1262	1	9.048	-0.002	1407755	83.5	1	9.072	-0.001	888944	57.3
Aroclor-1262	2	9.348	-0.002	4045134	95.3	2	9.664	-0.002	2572315	89.6
Aroclor-1262	3	9.688	-0.003	2238776	172.6	3	10.103	0.001	743695	61.4
Aroclor-1262	4	9.840	-0.002	936069	50.3	4	10.153	-0.005	1649446	88.4
Aroclor-1262	5	10.383	-0.002	826716	58.5	5	10.744	-0.002	448084	48.9
	Total Col1Ave (5 peaks):			92.0		Total Col2Ave (5 peaks):			69.1	RPD = 28
	Corrected Ave (4 peaks):			71.9		Corrected Ave (5 peaks):			69.1	RPD = 4
Aroclor-1268	1	9.777	-0.001	887061	18.9	1	10.103	0.002	743695	26.0
Aroclor-1268	2	9.840	0.001	936069	21.0	2	10.153	-0.006	1649446	60.6
Aroclor-1268	3	10.179	0.018	338507	9.0	3	10.494	0.001	32740	1.5
Aroclor-1268	4	10.810	0.010	917466	9.1	4	11.151	0.000	139824	2.2

Total Col1Ave (4 peaks):	14.5	Total Col2Ave (4 peaks):	22.6	RPD = 44*
Corrected Ave (4 peaks):	14.5	Corrected Ave (3 peaks):	9.9	RPD = 38

Total PCB Area Col1 (4.623 - 11.035) = 305446941 Col1 Total PCB = 1.3 ppm*

Total PCB Area Col2 (4.705 - 11.396) = 208082656 Col2 Total PCB = 1.4 ppm*

* Quantitated against AR1660 0.25ppm in Ical

PCB-Form 10 Mod.

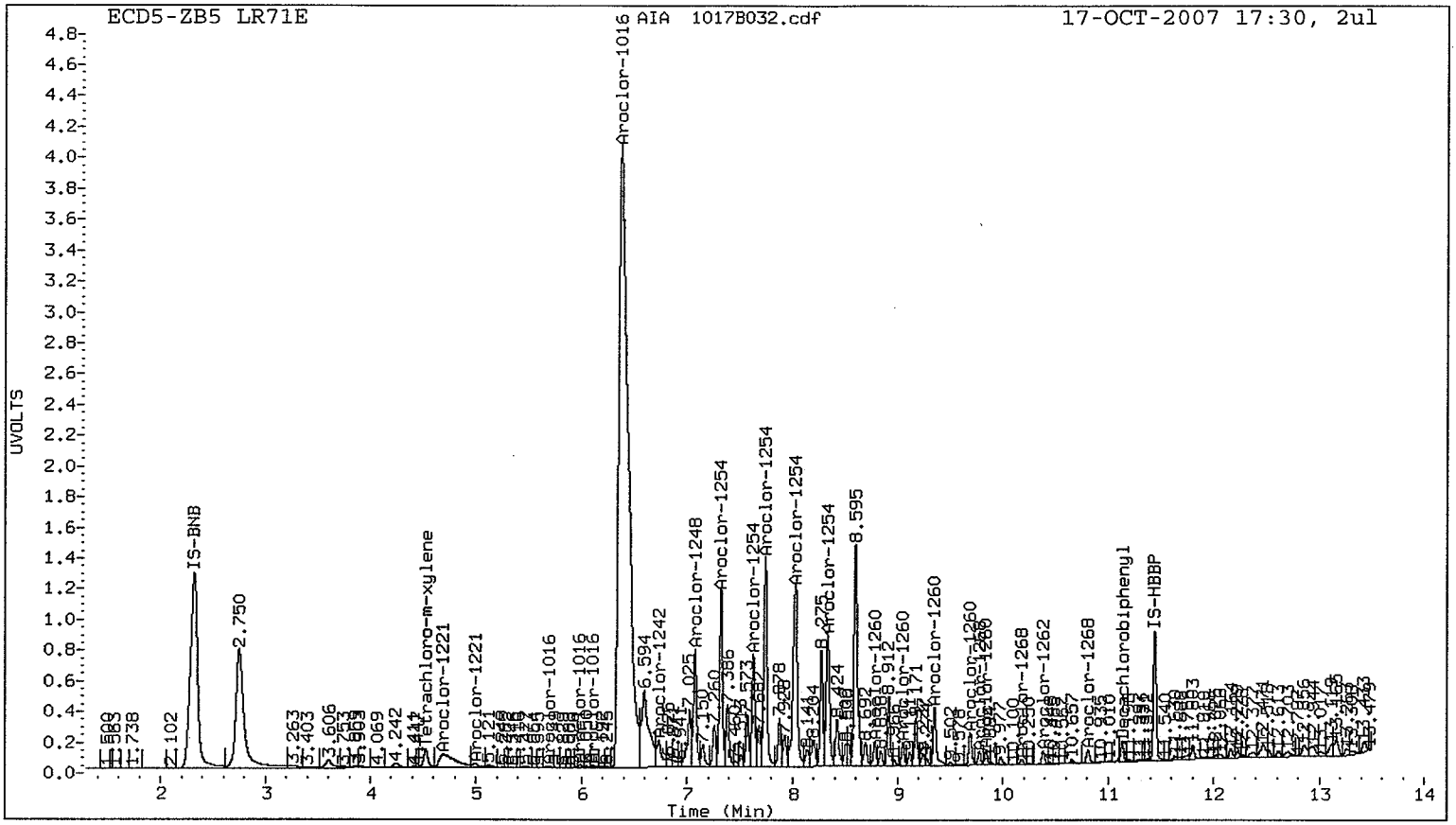
ECD5-ZB5 LR71E
AIA 1017B032.cdf
17-OCT-2007 17:30, 2ul
UVOLTS
Time (Min)
IS-BNB
2.750
Tetrachloro-m-xylene
Aroclor-1221
Aroclor-1016
Aroclor-1242
Aroclor-1248
Aroclor-1254
Aroclor-1260
Aroclor-1262
Aroclor-1268
Decachlorobiphenyl
IS-HBBP
8.595

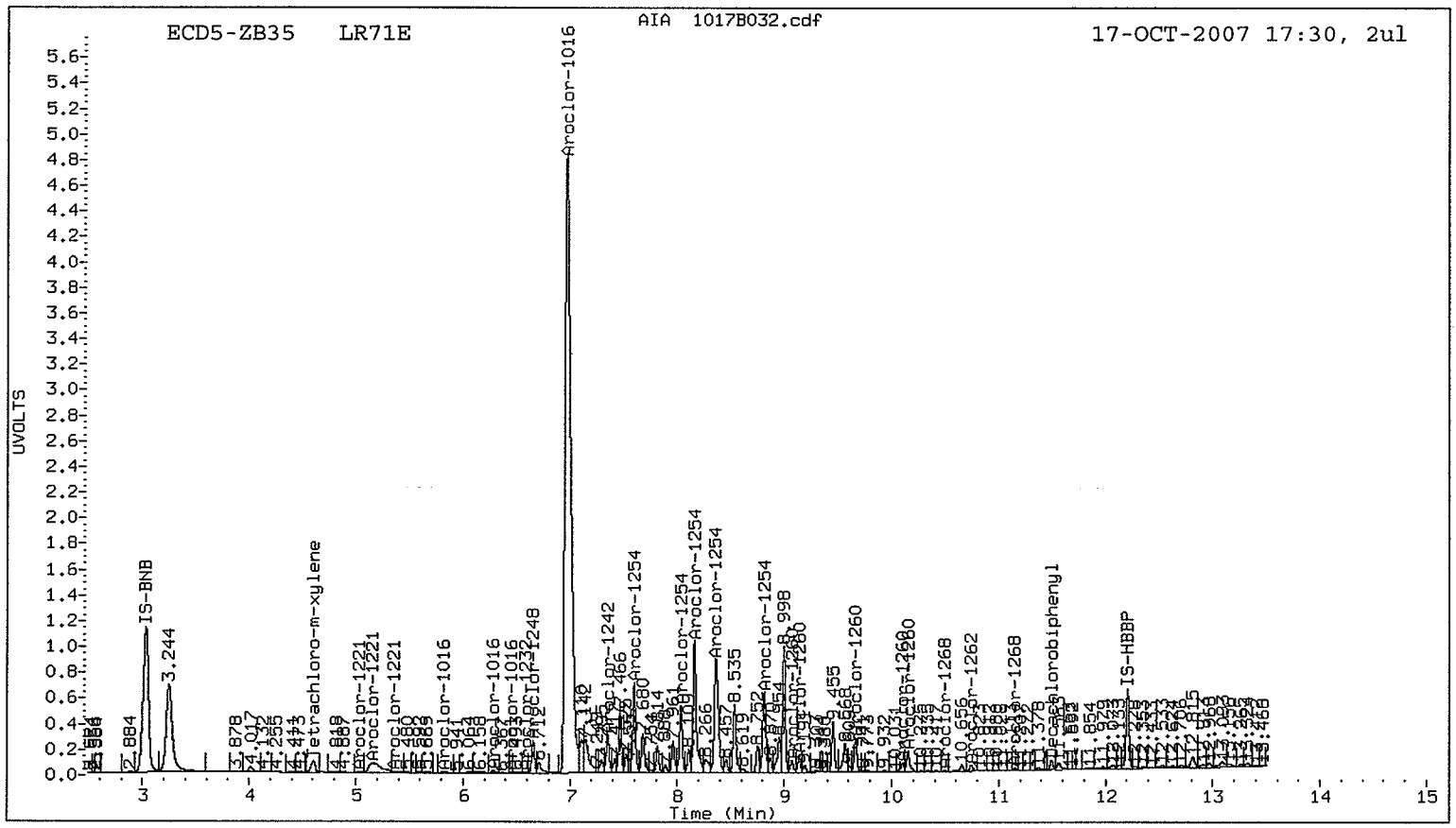
ECD5-ZB35 LR71E
AIA 1017B032.cdf
17-OCT-2007 17:30, 2ul
UVOLTS
Time (Min)
IS-BNB
3.244
Tetrachloro-m-xylene
Aroclor-1016
Aroclor-1221
Aroclor-1242
Aroclor-1248
Aroclor-1254
Aroclor-1260
Aroclor-1262
Aroclor-1268
Decachlorobiphenyl
IS-HBBP
8.535

ANALYTICAL RESOURCES INCORPORATED

ORGANICS ANALYSIS DATA SHEET
PSDDA PCB by GC/ECD
Page 1 of 1

Sample ID: AN-SS-11-070928
SAMPLE

Lab Sample ID: LR71F
LIMS ID: 07-20771
Matrix: Sediment
Data Release Authorized:
Reported: 10/19/07

QC Report No: LR71-Anchor Environmental, LLC
Project: Kimberly Clark Anacortes

Date Sampled: 09/28/07
Date Received: 09/29/07

Date Extracted: 10/11/07
Date Analyzed: 10/17/07 14:04
Instrument/Analyst: ECD5/PK
GPC Cleanup: No
Sulfur Cleanup: Yes
Acid Cleanup: Yes
Florisil Cleanup: No

Sample Amount: 25.5 g-dry-wt
Final Extract Volume: 1.0 mL
Dilution Factor: 1.00
Silica Gel: No

Percent Moisture: 32.9%

CAS Number	Analyte	RL	Result
12674-11-2	Aroclor 1016	3.9	< 3.9 U
53469-21-9	Aroclor 1242	3.9	< 3.9 U
12672-29-6	Aroclor 1248	39	< 39 Y
11097-69-1	**Aroclor 1254**	**3.9**	**220 E**
11096-82-5	Aroclor 1260	3.9	< 3.9 U
11104-28-2	Aroclor 1221	3.9	< 3.9 U
11141-16-5	Aroclor 1232	3.9	< 3.9 U

Reported in µg/kg (ppb)

PCB Surrogate Recovery

Decachlorobiphenyl	91.2%
Tetrachlorometaxylene	79.8%

Analytical Resources Inc.
Dual Column PCB Quantitation Report

Data file 1: 20071016.b/1017-1.b/1017B020.d
Data file 2: 20071016.b/1017-2.b/1017B020.d
Method: /chem2/ecd5.i/20071016.b/PCB1.m
Compound Sublist: PCB
Instrument, Inj. Vol.: ecd5.i, 2ul
Quant Method: Internal Std

ARI ID: LR71F
Client ID: AN-SS-11-070928
Injection Date: 17-OCT-2007 14:04
Report Date: 10/17/2007 15:17
Matrix: SOIL
Dilution Factor: 1.000

ZB5 Col RT	ZB5 Col Shift	ZB5 Col Response	ZB35 Col RT	ZB35 Col Shift	ZB35 Col Response	ZB5 on col	ZB35 on col	RPD	Compound/Flag
4.523	0.000	11572767	4.605	0.000	8499516	31.6	31.9	0.9	Tetrachloro-m-xylene
11.135	0.000	11071129	11.494	-0.002	7366344	34.9	36.5	4.4	DecachlorobiphenylN

* Indicates RPD > 40%
M Indicates Column 1 peak was manually integrated
N Indicates Column 2 peak was manually integrated

SURROGATE PERCENT RECOVERY

SURROGATE	Col1	Col2
Tetrachloro-m-xylene	79.0	79.8
Decachlorobiphenyl	87.3	91.2

INTERNAL STANDARD SUMMARY

Column 1

Standard Cpnd	Standard Area*	Sample Area	%D
Bromo-Nitrobenzene	31569414	27949068	-11.5
Hexabromobiphenyl	9983366	9980902	0.0

Column 2

Standard Cpnd	Standard Area*	Sample Area	%D
Bromo-Nitrobenzene	20324893	20263407	-0.3
Hexabromobiphenyl	6610345	8404341	27.1

* Standard Areas taken from Initial Cal Level 3
Initial Calibration Date: 16-OCT-2007
<- Indicates standard response outside Limits (-50 to +100%)

Aroclor	Peak#	RT	Shift	ZB5 Col Area	Amount	Peak#	RT	Shift	ZB35 Col Area	Amount
Aroclor-1016	1	5.694	-0.002	5524103	626.2	1	5.822	-0.002	5219488	521.0
Aroclor-1016	2	5.984	-0.007	11723314	439.7	2	6.289	-0.004	7878719	372.0
Aroclor-1016	3	6.102	-0.001	4164764	356.0	3	6.452	-0.001	1860375	220.0
Aroclor-1016	4	6.356	0.000	26639327	3713.6	4	6.991	0.001	13802162	2078.1
	Total Col1Ave (4 peaks):			1283.9		Total Col2Ave (4 peaks):			797.8	RPD = 47*
	Corrected Ave (3 peaks):			474.0		Corrected Ave (3 peaks):			371.0	RPD = 24
Aroclor-1221	1	4.770	-0.013	227204	59.0	1	5.030	-0.036	193914	58.8
Aroclor-1221	2	4.910	0.001	619274	241.3	2	5.188	-0.052	577723	304.0
Aroclor-1221	3	4.998	0.012	3760659	433.9	3	5.294	-0.029	61278366	10577.3
Aroclor-1221	NS	---			----	4	5.822	-0.014	5219488	2228.3
	Total Col1Ave (3 peaks):			244.7		Total Col2Ave (4 peaks):			3292.1	RPD = 172*
	Corrected Ave: < 3 Peaks					Corrected Ave (3 peaks):			863.7	
Aroclor-1232	1	4.998	0.014	3760659	516.8	1	5.294	-0.029	61278366	12461.5
Aroclor-1232	2	5.694	-0.002	5524103	1393.3	2	5.822	-0.003	5219488	1057.3
Aroclor-1232	3	5.984	-0.007	11723314	992.6	3	6.289	-0.005	7878719	843.9
Aroclor-1232	4	6.102	-0.003	4164764	776.5	4	6.588	-0.002	1618104	692.1
	Total Col1Ave (4 peaks):			919.8		Total Col2Ave (4 peaks):			3763.7	RPD = 121*
	Corrected Ave (4 peaks):			919.8		Corrected Ave (3 peaks):			864.4	RPD = 6
Aroclor-1242	1	5.694	-0.002	5524103	776.8	1	5.294	-0.029	61278366	15012.0
Aroclor-1242	2	5.984	-0.008	11723314	549.4	2	5.822	-0.002	5219488	653.5
Aroclor-1242	3	6.102	-0.002	4164764	441.0	3	6.289	-0.004	7878719	473.2
Aroclor-1242	4	6.732	-0.004	12747841	1410.2	4	6.452	-0.001	1860375	279.5
Aroclor-1242	NS	---			----	5	7.350	0.001	22498661	3528.7
	Total Col1Ave (4 peaks):			794.4		Total Col2Ave (5 peaks):			3989.4	RPD = 134*
	Corrected Ave (3 peaks):			589.1		Corrected Ave (4 peaks):			1233.7	RPD = 71*
Aroclor-1248	1	5.984	-0.008	11723314	752.5	1	6.289	-0.002	7878719	630.7
Aroclor-1248	2	6.102	-0.004	4164764	702.5	2	6.656	0.000	18214201	2631.2
Aroclor-1248	3	6.356	-0.001	26639327	2881.8	3	6.991	0.001	13802162	1698.7
Aroclor-1248	4	6.732	-0.004	12747841	936.1	4	7.350	0.001	22498661	1999.0
Aroclor-1248	5	7.075	0.001	66085704	3666.4	NS	---			----
	Total Col1Ave (5 peaks):			1787.9		Total Col2Ave (4 peaks):			1739.9	RPD = 3
	Corrected Ave (4 peaks):			1318.3		Corrected Ave (4 peaks):			1739.9	RPD = 28
Aroclor-1254	1	7.322	-0.001	93851934	4714.2	1	7.599	0.001	58834413	5095.1
Aroclor-1254	2	7.628	-0.004	60590859	4943.2	2	8.035	0.000	45234556	5141.5
Aroclor-1254	3	7.741	-0.004	121404194	4985.3	3	8.162	0.000	106143094	5601.3
Aroclor-1254	4	8.024	-0.008	150183901	5729.0	4	8.360	-0.004	118943824	6218.5
Aroclor-1254	5	8.332	-0.004	89456160	5808.2	5	8.814	-0.002	69429622	6450.5
	Total Col1Ave (5 peaks):			5236.0		Total Col2Ave (5 peaks):			5701.4	RPD = 9
	Corrected Ave (5 peaks):			5236.0		Corrected Ave (5 peaks):			5701.4	RPD = 9
Aroclor-1260	1	8.780	0.000	12263502	685.7	1	9.073	0.000	8647244	668.5
Aroclor-1260	2	9.048	0.000	12606460	832.5	2	9.138	-0.002	14815113	2022.9
Aroclor-1260	3	9.348	0.000	36160514	906.8	3	9.666	0.002	28494232	922.9
Aroclor-1260	4	9.689	-0.001	26602682	1441.3	4	10.106	0.002	7618416	913.1
Aroclor-1260	5	9.840	0.000	5535966	484.3	5	10.154	0.000	22554297	1172.6
	Total Col1Ave (5 peaks):			870.1		Total Col2Ave (5 peaks):			1140.0	RPD = 27
	Corrected Ave (5 peaks):			870.1		Corrected Ave (4 peaks):			919.3	RPD = 5
Aroclor-1262	1	9.048	-0.001	12606460	619.1	1	9.073	-0.001	8647244	409.7
Aroclor-1262	2	9.348	-0.002	36160514	704.8	2	9.666	0.000	28494232	729.2
Aroclor-1262	3	9.689	-0.002	26602682	1696.8	3	10.106	0.003	7618416	462.5
Aroclor-1262	4	9.840	-0.002	5535966	246.0	4	10.154	-0.003	22554297	888.1
Aroclor-1262	5	10.382	-0.004	9174283	537.6	5	10.745	-0.001	6023323	483.2
	Total Col1Ave (5 peaks):			760.8		Total Col2Ave (5 peaks):			594.5	RPD = 25
	Corrected Ave (4 peaks):			526.9		Corrected Ave (5 peaks):			594.5	RPD = 12
Aroclor-1268	1	9.777	0.000	4405618	77.7	1	10.106	0.005	7618416	195.3
Aroclor-1268	2	9.840	0.002	5535966	102.7	2	10.154	-0.005	22554297	609.0
Aroclor-1268	3	10.182	0.020	2937496	64.4	3	10.494	0.001	627546	21.5

1000Y

R

Aroclor-1268	4	10.801	0.001	3132201	25.7	4	11.153	0.001	753066	8.8

Total Col1Ave (4 peaks): 67.6 Total Col2Ave (4 peaks): 208.7 RPD = 102*

Corrected Ave (4 peaks): 67.6 Corrected Ave (3 peaks): 75.2 RPD = 11

Total PCB Area Col1 (4.623 - 11.035) = 1608801798 Col1 Total PCB = 7.7 ppm*

Total PCB Area Col2 (4.705 - 11.396) = 1192755986 Col2 Total PCB = 8.1 ppm*

* Quantitated against AR1660 0.25ppm in Ical

PCB-Form 10 Mod.

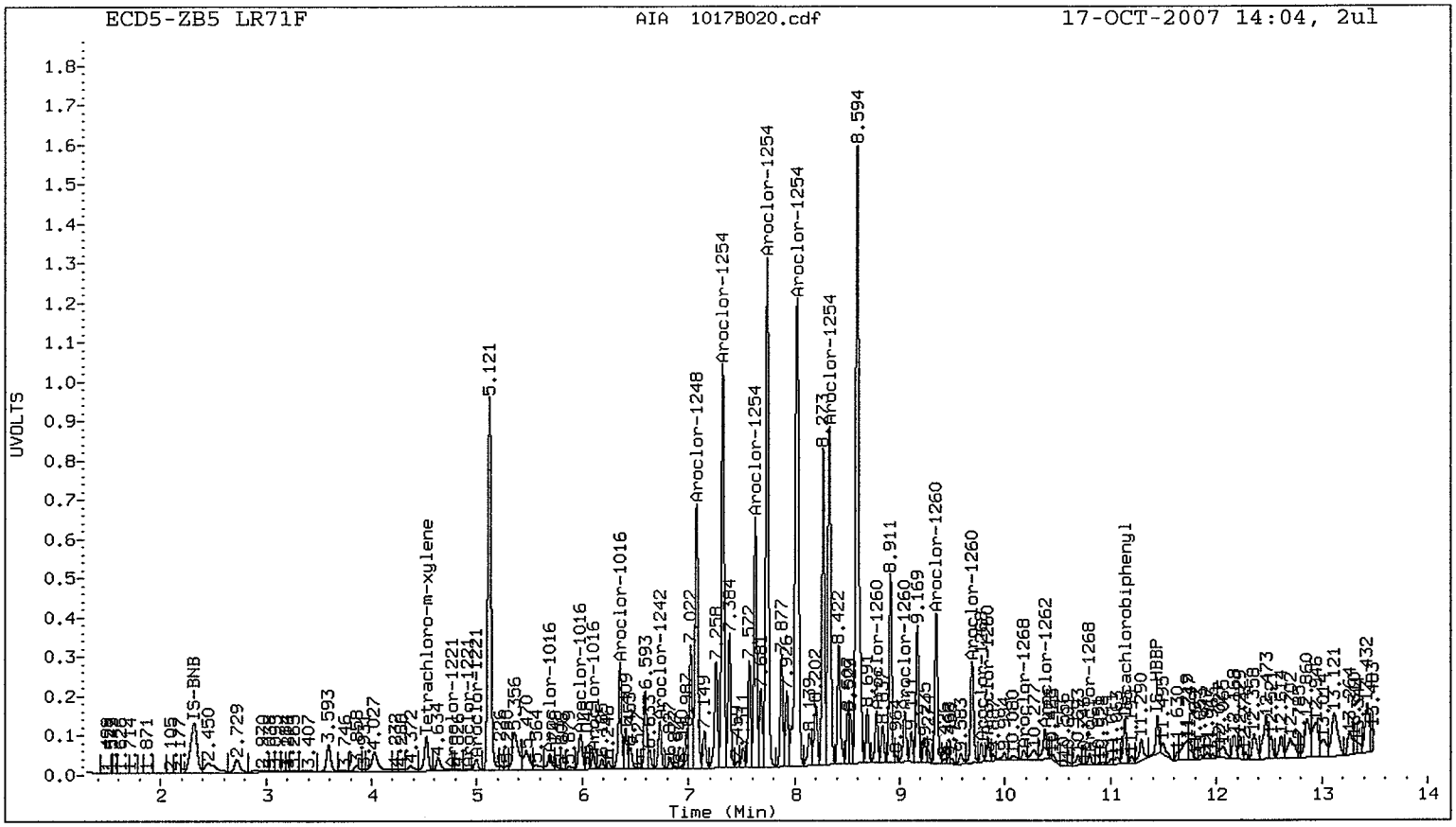
ECD5-ZB5 LR71F
AIA 1017B020.cdf
17-OCT-2007 14:04, 2ul
UVOLTS
Time (Min)
IS-BNB
Tetrachloro-m-xylene
Aroclor-1221
Aroclor-1016
Aroclor-1248
Aroclor-1254
Aroclor-1260
Aroclor-1242
Aroclor-1268
Aroclor-1262
Decachlorobiphenyl
HBBP
5.121
8.594
8.999

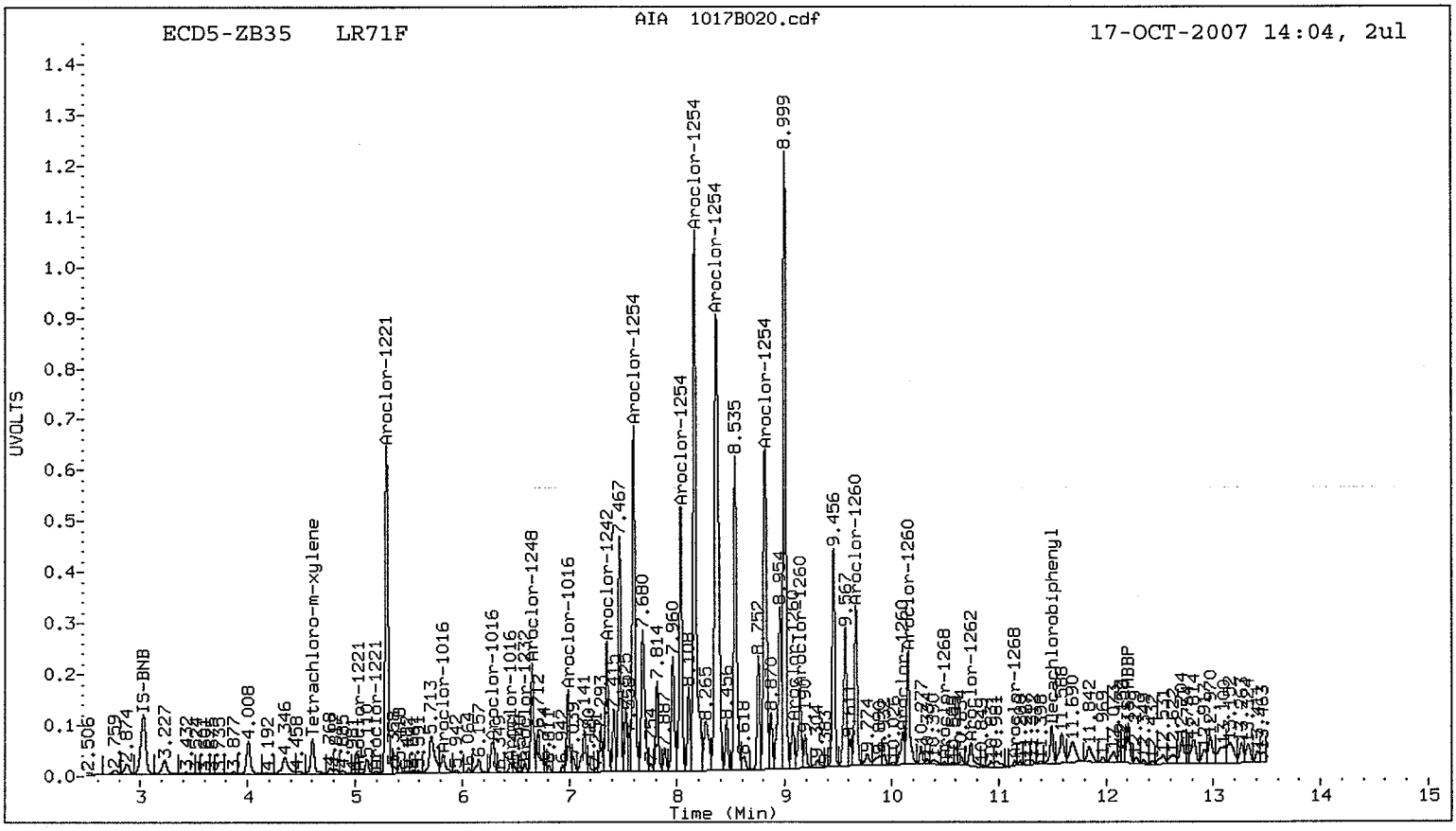
ECD5-ZB35 LR71F
AIA 1017B020.cdf
17-OCT-2007 14:04, 2ul
UVOLTS
Time (Min)
IS-BNB
Tetrachloro-m-xylene
Aroclor-1221
Aroclor-1016
Aroclor-1248
Aroclor-1254
Aroclor-1260
Aroclor-1242
Aroclor-1268
Aroclor-1262
Decachlorobiphenyl
HBBP
8.535
8.999

ANALYTICAL RESOURCES INCORPORATED

ORGANICS ANALYSIS DATA SHEET
PSDDA PCB by GC/ECD
Page 1 of 1

Sample ID: AN-SS-11-070928
DILUTION

Lab Sample ID: LR71F
LIMS ID: 07-20771
Matrix: Sediment
Data Release Authorized:
Reported: 10/19/07

QC Report No: LR71-Anchor Environmental, LLC
Project: Kimberly Clark Anacortes

Date Sampled: 09/28/07
Date Received: 09/29/07

Date Extracted: 10/11/07
Date Analyzed: 10/17/07 17:47
Instrument/Analyst: ECD5/PK
GPC Cleanup: No
Sulfur Cleanup: Yes
Acid Cleanup: Yes
Florisil Cleanup: No

Sample Amount: 25.5 g-dry-wt
Final Extract Volume: 1.0 mL
Dilution Factor: 10.0
Silica Gel: No

Percent Moisture: 32.9%

CAS Number	Analyte	RL	Result
12674-11-2	Aroclor 1016	39	< 39 U
53469-21-9	Aroclor 1242	39	< 39 U
12672-29-6	Aroclor 1248	39	< 39 U
11097-69-1	**Aroclor 1254**	**39**	**220**
11096-82-5	Aroclor 1260	39	< 39 U
11104-28-2	Aroclor 1221	39	< 39 U
11141-16-5	Aroclor 1232	39	< 39 U

Reported in µg/kg (ppb)

PCB Surrogate Recovery

Decachlorobiphenyl	121%
Tetrachlorometaxylene	85.5%

Analytical Resources Inc.
Dual Column PCB Quantitation Report

Data file 1: 20071016.b/1017-1.b/1017B033.d
Data file 2: 20071016.b/1017-2.b/1017B033.d
Method: /chem2/ecd5.i/20071016.b/PCB1.m
Compound Sublist: PCB
Instrument, Inj. Vol.: ecd5.i, 2ul
Quant Method: Internal Std

ARI ID: LR71F
Client ID: AN-SS-11-070928
Injection Date: 17-OCT-2007 17:47
Report Date: 10/18/2007 09:43
Matrix: SOIL
Dilution Factor: 10.000

ZB5 Col RT	ZB5 Col Shift	ZB5 Col Response	ZB35 Col RT	ZB35 Col Shift	ZB35 Col Response	ZB5 on col	ZB35 on col	RPD	Compound/Flag
4.525	0.002	1491434	4.605	0.000	939458	3.4	3.4	0.9	Tetrachloro-m-xylene
11.134	-0.001	1318678	11.497	0.000	733434	4.3	4.8	10.7	DecachlorobiphenylN

* Indicates RPD > 40%
M Indicates Column 1 peak was manually integrated
N Indicates Column 2 peak was manually integrated

SURROGATE PERCENT RECOVERY

SURROGATE	Col1	Col2
Tetrachloro-m-xylene	85.5	84.7
Decachlorobiphenyl	108.5	120.8

INTERNAL STANDARD SUMMARY

Column 1

Standard Cpnd	Standard Area*	Sample Area	%D
Bromo-Nitrobenzene	31569414	33268391	5.4
Hexabromobiphenyl	9983366	9571972	-4.1

Column 2

Standard Cpnd	Standard Area*	Sample Area	%D
Bromo-Nitrobenzene	20324893	21082541	3.7
Hexabromobiphenyl	6610345	6321495	-4.4

* Standard Areas taken from Initial Cal Level 3
Initial Calibration Date: 16-OCT-2007
<- Indicates standard response outside Limits (-50 to +100%)

Aroclor	Peak#	ZB5 Col RT	Shift	Area	Amount	Peak#	ZB35 Col RT	Shift	Area	Amount
Aroclor-1016	1	5.695	-0.001	527891	50.3	1	5.822	-0.002	437334	42.0
Aroclor-1016	2	5.988	-0.003	1305136	41.1	2	6.288	-0.005	1008354	45.8
Aroclor-1016	3	6.104	0.001	548360	39.4	3	6.453	0.000	245228	27.9
Aroclor-1016	4	6.359	0.002	3010312	352.5	4	6.990	0.001	1693496	245.1
	Total Col1Ave (4 peaks):				120.8	Total Col2Ave (4 peaks):				90.2 RPD = 29
	Corrected Ave (3 peaks):				43.6	Corrected Ave (3 peaks):				38.5 RPD = 12
Aroclor-1221	1	4.689	-0.094	1783551	388.9	1	5.063	-0.003	18181	5.3
Aroclor-1221	2	4.899	-0.010	118457	38.8	2	5.294	0.053	6921889	3501.2
Aroclor-1221	3	4.997	0.011	443991	43.0	3	---			0.0
Aroclor-1221	NS	---			----	4	5.822	-0.014	437334	179.5
	Total Col1Ave (3 peaks):				156.9	Total Col2Ave (3 peaks):				1228.6 RPD = 155*
	Corrected Ave: < 3 Peaks					Corrected Ave: < 3 Peaks				
Aroclor-1232	1	4.997	0.013	443991	51.3	1	5.294	-0.029	6921889	1352.9
Aroclor-1232	2	5.695	-0.001	527891	111.9	2	5.822	-0.003	437334	85.2
Aroclor-1232	3	5.988	-0.002	1305136	92.8	3	6.288	-0.006	1008354	103.8
Aroclor-1232	4	6.104	-0.001	548360	85.9	4	6.588	-0.001	227848	93.7
	Total Col1Ave (4 peaks):				85.5	Total Col2Ave (4 peaks):				408.9 RPD = 131*
	Corrected Ave (4 peaks):				85.5	Corrected Ave (3 peaks):				94.2 RPD = 10
Aroclor-1242	1	5.695	-0.001	527891	62.4	1	5.294	-0.029	6921889	1629.8
Aroclor-1242	2	5.988	-0.003	1305136	51.4	2	5.822	-0.002	437334	52.6
Aroclor-1242	3	6.104	0.000	548360	48.8	3	6.288	-0.005	1008354	58.2
Aroclor-1242	4	6.734	-0.002	1574558	146.3	4	6.453	0.000	245228	35.4
Aroclor-1242	NS	---			----	5	7.349	0.000	2509622	378.3
	Total Col1Ave (4 peaks):				77.2	Total Col2Ave (5 peaks):				430.9 RPD = 139*
	Corrected Ave (3 peaks):				54.2	Corrected Ave (4 peaks):				131.1 RPD = 83*
Aroclor-1248	1	5.988	-0.004	1305136	70.4	1	6.288	-0.003	1008354	77.6
Aroclor-1248	2	6.104	-0.002	548360	77.7	2	6.655	0.000	2136256	296.6
Aroclor-1248	3	6.359	0.001	3010312	273.6	3	6.990	0.001	1693496	200.3
Aroclor-1248	4	6.734	-0.002	1574558	97.1	4	7.349	0.000	2509622	214.3
Aroclor-1248	5	7.075	0.002	7405743	345.2	NS	---			----
	Total Col1Ave (5 peaks):				172.8	Total Col2Ave (4 peaks):				197.2 RPD = 13
	Corrected Ave (4 peaks):				129.7	Corrected Ave (4 peaks):				197.2 RPD = 41*
Aroclor-1254	1	7.322	-0.001	11062654	466.8	1	7.598	0.000	6160702	512.8
Aroclor-1254	2	7.629	-0.003	6923489	474.5	2	8.035	-0.001	4679737	511.2
Aroclor-1254	3	7.742	-0.003	13621657	469.9	3	8.160	-0.002	10645827	540.0
Aroclor-1254	4	8.025	-0.007	16856570	540.2	4	8.360	-0.004	12092260	607.6
Aroclor-1254	5	8.333	-0.003	9986562	544.7	5	8.815	-0.002	6882399	614.6
	Total Col1Ave (5 peaks):				499.2	Total Col2Ave (5 peaks):				557.2 RPD = 11
	Corrected Ave (5 peaks):				499.2	Corrected Ave (5 peaks):				557.2 RPD = 11
Aroclor-1260	1	8.779	-0.001	1484157	86.5	1	9.072	-0.001	913618	93.9
Aroclor-1260	2	9.048	0.000	1490059	102.6	2	9.139	-0.001	1498553	272.0
Aroclor-1260	3	9.349	0.001	4043189	105.7	3	9.664	0.000	2802227	120.7
Aroclor-1260	4	9.688	-0.002	2736134	154.6	4	10.107	0.004	776100	123.7
Aroclor-1260	5	9.841	0.001	631223	57.6	5	10.153	-0.001	2126783	147.0
	Total Col1Ave (5 peaks):				101.4	Total Col2Ave (5 peaks):				151.5 RPD = 40
	Corrected Ave (5 peaks):				101.4	Corrected Ave (4 peaks):				121.3 RPD = 18
Aroclor-1262	1	9.048	-0.001	1490059	76.3	1	9.072	-0.002	913618	57.5
Aroclor-1262	2	9.349	-0.001	4043189	82.2	2	9.664	-0.002	2802227	95.3
Aroclor-1262	3	9.688	-0.002	2736134	182.0	3	10.107	0.005	776100	62.6
Aroclor-1262	4	9.841	-0.001	631223	29.2	4	10.153	-0.005	2126783	111.3
Aroclor-1262	5	10.381	-0.005	876114	53.5	5	10.744	-0.002	553462	59.0
	Total Col1Ave (5 peaks):				84.6	Total Col2Ave (5 peaks):				77.2 RPD = 9
	Corrected Ave (4 peaks):				60.3	Corrected Ave (5 peaks):				77.2 RPD = 25
Aroclor-1268	1	9.777	-0.001	484621	8.9	1	10.107	0.006	776100	26.5
Aroclor-1268	2	9.841	0.002	631223	12.2	2	10.153	-0.006	2126783	76.3
Aroclor-1268	3	10.179	0.017	285024	6.5	3	10.494	0.001	57571	2.6

Aroclor-1268	4	10.809	0.009	885719	7.6	4	11.152	0.001	141138	2.2

Total Col1Ave (4 peaks): 8.8 Total Col2Ave (4 peaks): 26.9 RPD = 101*

Corrected Ave (4 peaks): 8.8 Corrected Ave (3 peaks): 10.4 RPD = 17

Total PCB Area Col1 (4.623 - 11.035) = 181954498 Col1 Total PCB = 0.7 ppm*

Total PCB Area Col2 (4.705 - 11.396) = 124760481 Col2 Total PCB = 0.8 ppm*

* Quantitated against AR1660 0.25ppm in Ical

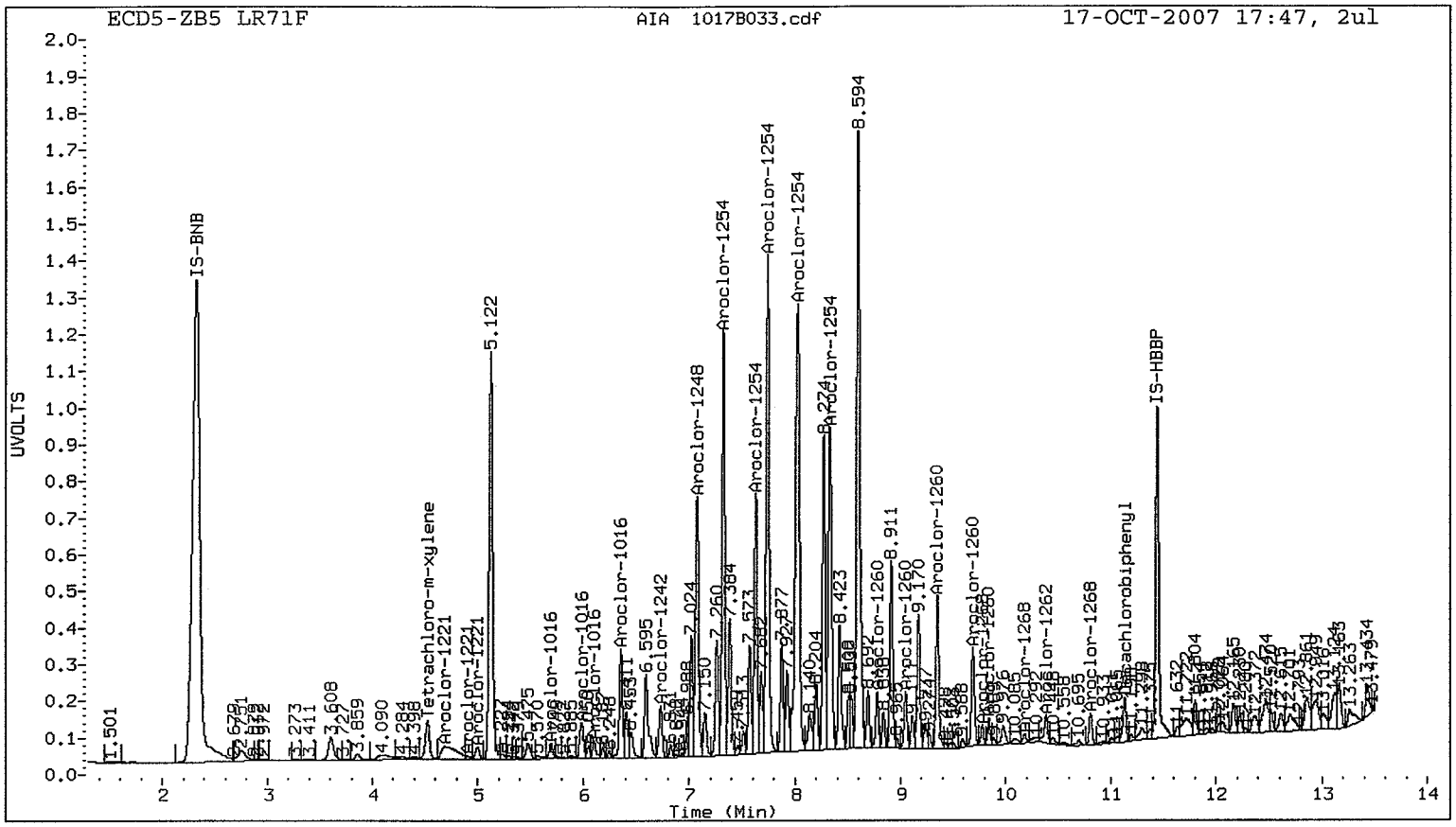
ECD5-ZB5 LR71F
AIA 1017B033.cdf
17-OCT-2007 17:47, 2ul
UVOLTS
Time (Min)
IS-BNB
Tetrachloro-m-xylene
Aroclor-1221
Aroclor-1016
Aroclor-1248
Aroclor-1254
Aroclor-1260
Aroclor-1242
Aroclor-1262
Aroclor-1268
Decachlorobiphenyl
IS-HBBP

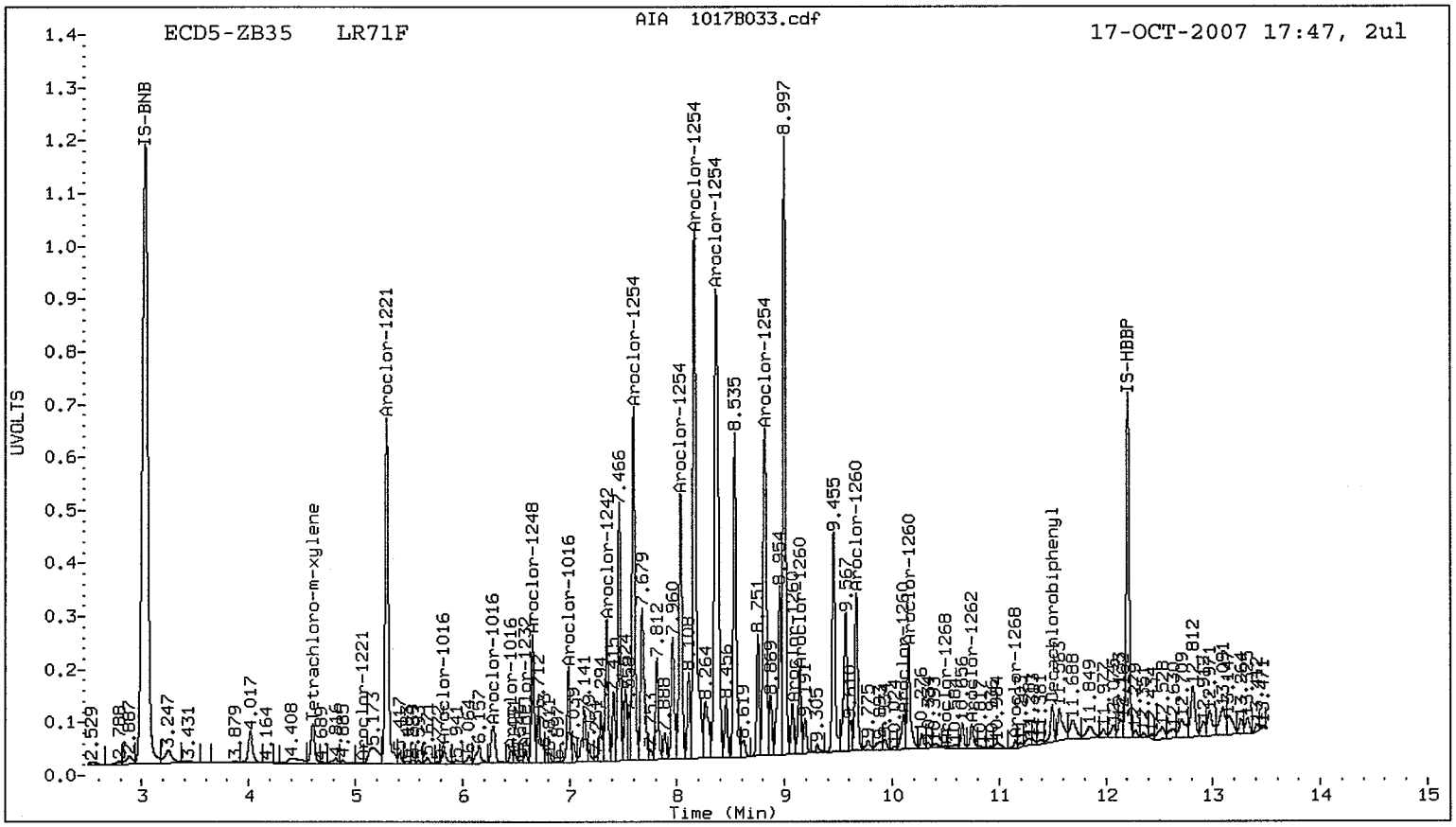
ECD5-ZB35 LR71F
AIA 1017B033.cdf
17-OCT-2007 17:47, 2ul
UVOLTS
Time (Min)
IS-BNB
Tetrachloro-m-xylene
Aroclor-1221
Aroclor-1016
Aroclor-1248
Aroclor-1254
Aroclor-1242
Aroclor-1260
Aroclor-1262
Aroclor-1268
Decachlorobiphenyl
IS-HBBP

ANALYTICAL RESOURCES INCORPORATED

ORGANICS ANALYSIS DATA SHEET
PSDDA PCB by GC/ECD
Page 1 of 1

Sample ID: AN-SS-04
SAMPLE

Lab Sample ID: LR71H
LIMS ID: 07-20773
Matrix: Sediment
Data Release Authorized:
Reported: 10/19/07

QC Report No: LR71-Anchor Environmental, LLC
Project: Kimberly Clark Anacortes

Date Sampled: 09/28/07
Date Received: 09/29/07

Date Extracted: 10/11/07
Date Analyzed: 10/17/07 14:21
Instrument/Analyst: ECD5/PK
GPC Cleanup: No
Sulfur Cleanup: Yes
Acid Cleanup: Yes
Florisil Cleanup: No

Sample Amount: 25.4 g-dry-wt
Final Extract Volume: 1.0 mL
Dilution Factor: 1.00
Silica Gel: No

Percent Moisture: 36.6%

CAS Number	Analyte	RL	Result
12674-11-2	Aroclor 1016	3.9	< 3.9 U
53469-21-9	Aroclor 1242	3.9	< 3.9 U
12672-29-6	Aroclor 1248	47	< 47 Y
11097-69-1	**Aroclor 1254**	**3.9**	**190 E**
11096-82-5	Aroclor 1260	3.9	< 3.9 U
11104-28-2	Aroclor 1221	3.9	< 3.9 U
11141-16-5	Aroclor 1232	3.9	< 3.9 U

Reported in µg/kg (ppb)

PCB Surrogate Recovery

Decachlorobiphenyl	86.0%
Tetrachlorometaxylene	77.0%

Analytical Resources Inc.
Dual Column PCB Quantitation Report

Data file 1: 20071016.b/1017-1.b/1017B021.d
Data file 2: 20071016.b/1017-2.b/1017B021.d
Method: /chem2/ecd5.i/20071016.b/PCB1.m
Compound Sublist: PCB
Instrument, Inj. Vol.: ecd5.i, 2ul
Quant Method: Internal Std

ARI ID: LR71H
Client ID: AN-SS-04
Injection Date: 17-OCT-2007 14:21
Report Date: 10/17/2007 15:17
Matrix: SOIL
Dilution Factor: 1.000

ZB5 Col RT	ZB5 Col Shift	ZB5 Col Response	ZB35 Col RT	ZB35 Col Shift	ZB35 Col Response	ZB5 on col	ZB35 on col	RPD	Compound/Flag
4.524	0.001	10142452	4.606	0.001	7805420	29.9	30.8	2.9	Tetrachloro-m-xylene
11.137	0.002	10295225	11.502	0.005	7173602	30.6	34.4	11.8	Decachlorobiphenyl MN

* Indicates RPD > 40%
M Indicates Column 1 peak was manually integrated
N Indicates Column 2 peak was manually integrated

SURROGATE PERCENT RECOVERY

SURROGATE	Col1	Col2
Tetrachloro-m-xylene	74.8	76.9
Decachlorobiphenyl	76.4	85.9

INTERNAL STANDARD SUMMARY

Column 1

Standard Cpnd	Standard Area*	Sample Area	%D
Bromo-Nitrobenzene	31569414	25886290	-18.0
Hexabromobiphenyl	9983366	10611687	6.3

Column 2

Standard Cpnd	Standard Area*	Sample Area	%D
Bromo-Nitrobenzene	20324893	19293984	-5.1
Hexabromobiphenyl	6610345	8689696	31.5

* Standard Areas taken from Initial Cal Level 3
Initial Calibration Date: 16-OCT-2007
<- Indicates standard response outside Limits (-50 to +100%)

Aroclor	Peak#	ZB5 Col RT	Shift	Area	Amount	Peak#	ZB35 Col RT	Shift	Area	Amount
Aroclor-1016	1	5.693	-0.002	3503127	428.7	1	5.825	0.001	3737588	391.8
Aroclor-1016	2	5.989	-0.002	18466194	747.8	2	6.293	0.001	13545735	671.8
Aroclor-1016	3	6.104	0.001	3727885	344.0	3	6.453	0.000	1450668	180.2
Aroclor-1016	4	6.357	0.000	28262333	4253.7	4	6.991	0.001	14389362	2275.4
	Total Col1Ave (4 peaks):				1443.6	Total Col2Ave (4 peaks):				879.8 RPD = 49*
	Corrected Ave (3 peaks):				506.9	Corrected Ave (3 peaks):				414.6 RPD = 20
Aroclor-1221	1	4.782	-0.001	250166	70.1	1	5.065	-0.001	188948	60.2
Aroclor-1221	2	4.914	0.005	284830	119.8	2	5.219	-0.022	525140	290.2
Aroclor-1221	3	4.981	-0.005	869388	108.3	3	5.295	-0.028	1785894	323.8
Aroclor-1221	NS	---			----	4	5.825	-0.011	3737588	1675.8
	Total Col1Ave (3 peaks):				99.4	Total Col2Ave (4 peaks):				587.5 RPD = 142*
	Corrected Ave (3 peaks):				99.4	Corrected Ave (3 peaks):				224.7 RPD = 77*
Aroclor-1232	1	4.981	-0.003	869388	129.0	1	5.295	-0.028	1785894	381.4
Aroclor-1232	2	5.693	-0.002	3503127	954.0	2	5.825	0.000	3737588	795.2
Aroclor-1232	3	5.989	-0.001	18466194	1688.1	3	6.293	0.000	13545735	1523.7
Aroclor-1232	4	6.104	-0.001	3727885	750.4	4	6.588	-0.002	2546153	1143.8
	Total Col1Ave (4 peaks):				880.4	Total Col2Ave (4 peaks):				961.0 RPD = 9
	Corrected Ave (3 peaks):				611.1	Corrected Ave (4 peaks):				961.0 RPD = 45*
Aroclor-1242	1	5.693	-0.002	3503127	531.9	1	5.295	-0.028	1785894	459.5
Aroclor-1242	2	5.989	-0.002	18466194	934.4	2	5.825	0.001	3737588	491.4
Aroclor-1242	3	6.104	0.000	3727885	426.2	3	6.293	0.001	13545735	854.4
Aroclor-1242	4	6.732	-0.003	19863245	2372.5	4	6.453	0.000	1450668	228.9
Aroclor-1242	NS	---			----	5	7.349	0.000	21146614	3483.3
	Total Col1Ave (4 peaks):				1066.2	Total Col2Ave (5 peaks):				1103.5 RPD = 3
	Corrected Ave (3 peaks):				630.8	Corrected Ave (4 peaks):				508.6 RPD = 21
Aroclor-1248	1	5.989	-0.003	18466194	1279.9	1	6.293	0.002	13545735	1138.9
Aroclor-1248	2	6.104	-0.002	3727885	678.9	2	6.657	0.001	21108466	3202.5
Aroclor-1248	3	6.357	0.000	28262333	3301.0	3	6.991	0.001	14389362	1860.0
Aroclor-1248	4	6.732	-0.003	19863245	1574.9	4	7.349	0.000	21146614	1973.3
Aroclor-1248	5	7.074	0.000	66110854	3960.1	NS	---			----
	Total Col1Ave (5 peaks):				2159.0	Total Col2Ave (4 peaks):				2043.7 RPD = 5
	Corrected Ave (4 peaks):				1708.7	Corrected Ave (4 peaks):				2043.7 RPD = 18
Aroclor-1254	1	7.322	0.000	76985149	4175.1	1	7.598	0.000	48031497	4368.5
Aroclor-1254	2	7.628	-0.003	51924590	4573.8	2	8.036	0.000	37918520	4526.4
Aroclor-1254	3	7.741	-0.004	106463125	4720.1	3	8.162	0.001	93055013	5157.4
Aroclor-1254	4	8.025	-0.006	116273574	4788.9	4	8.361	-0.003	90695522	4979.9
Aroclor-1254	5	8.333	-0.003	72155763	5058.3	5	8.816	-0.001	52918014	5163.5
	Total Col1Ave (5 peaks):				4663.3	Total Col2Ave (5 peaks):				4839.1 RPD = 4
	Corrected Ave (5 peaks):				4663.3	Corrected Ave (5 peaks):				4839.1 RPD = 4
Aroclor-1260	1	8.778	-0.002	16315161	858.0	1	9.074	0.002	9532458	712.7
Aroclor-1260	2	9.048	0.000	12582072	781.5	2	9.142	0.001	12503620	1651.2
Aroclor-1260	3	9.351	0.003	36468487	860.2	3	9.668	0.004	27469362	860.5
Aroclor-1260	4	9.688	-0.002	19827650	1010.4	4	10.106	0.003	7073540	820.0
Aroclor-1260	5	9.842	0.002	5562799	457.8	5	10.155	0.002	19957829	1003.6
	Total Col1Ave (5 peaks):				793.6	Total Col2Ave (5 peaks):				1009.6 RPD = 24
	Corrected Ave (5 peaks):				793.6	Corrected Ave (5 peaks):				1009.6 RPD = 24
Aroclor-1262	1	9.048	-0.002	12582072	581.1	1	9.074	0.001	9532458	436.8
Aroclor-1262	2	9.351	0.001	36468487	668.5	2	9.668	0.002	27469362	679.8
Aroclor-1262	3	9.688	-0.002	19827650	1189.5	3	10.106	0.004	7073540	415.3
Aroclor-1262	4	9.842	0.001	5562799	232.5	4	10.155	-0.002	19957829	760.1
Aroclor-1262	5	10.386	0.001	8950264	493.3	5	10.748	0.003	7097669	550.7
	Total Col1Ave (5 peaks):				633.0	Total Col2Ave (5 peaks):				568.6 RPD = 11
	Corrected Ave (4 peaks):				493.9	Corrected Ave (5 peaks):				568.6 RPD = 14
Aroclor-1268	1	9.781	0.003	4488233	74.5	1	10.106	0.006	7073540	175.4
Aroclor-1268	2	9.842	0.004	5562799	97.1	2	10.155	-0.003	19957829	521.2
Aroclor-1268	3	10.182	0.021	2905366	60.0	3	10.500	0.007	574420	19.0

Aroclor-1268	4	10.805	0.005	2347662	18.1	4	11.154	0.003	890700	10.1

Total Col1Ave (4 peaks): 62.4 Total Col2Ave (4 peaks): 181.4 RPD = 98*

Corrected Ave (4 peaks): 62.4 Corrected Ave (3 peaks): 68.2 RPD = 9

Total PCB Area Col1 (4.623 - 11.035) = 1282383286 Col1 Total PCB = 6.6 ppm*

Total PCB Area Col2 (4.705 - 11.396) = 966807013 Col2 Total PCB = 6.9 ppm*

* Quantitated against AR1660 0.25ppm in Ical

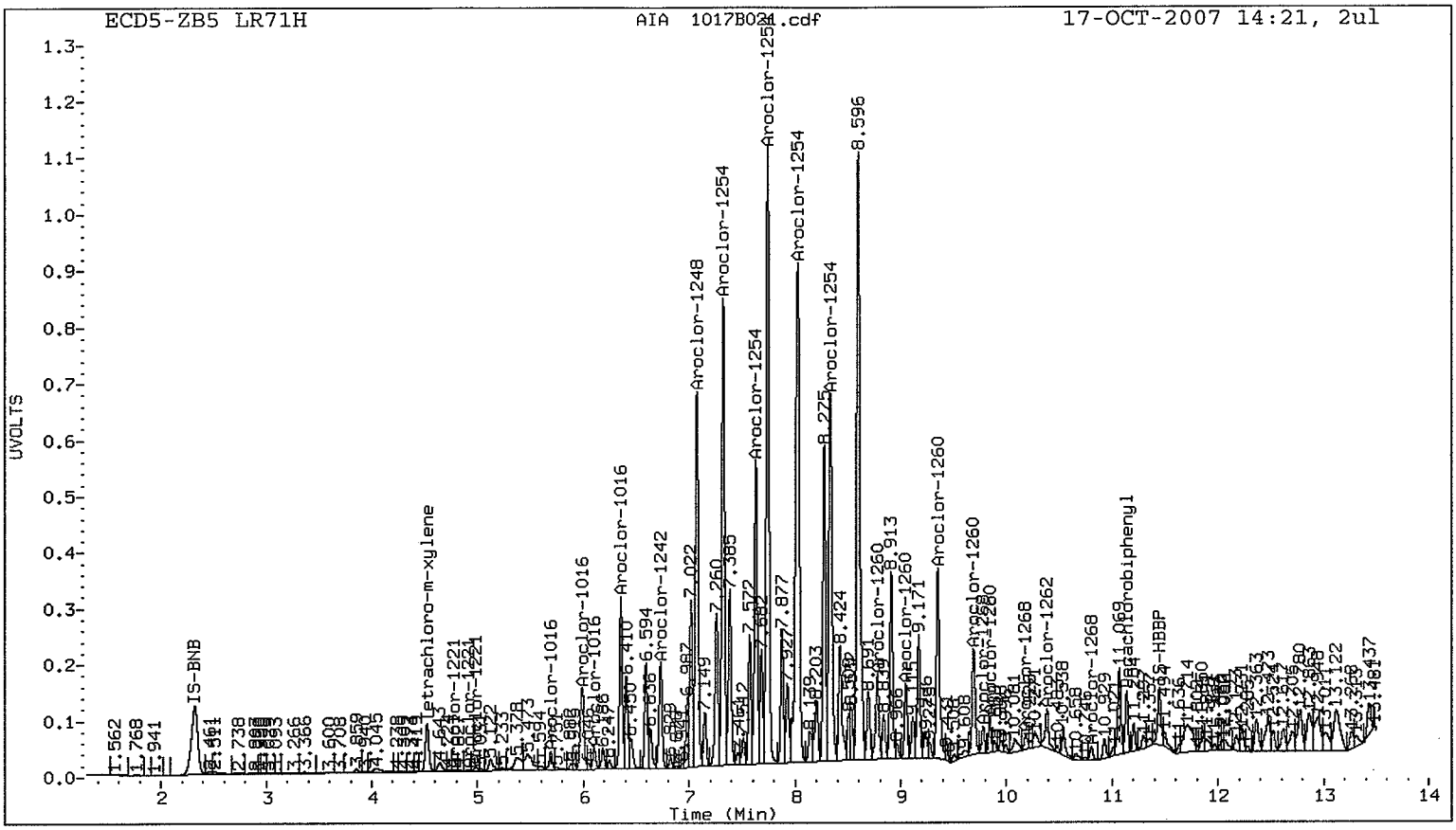
ECD5-ZB5 LR71H
AIA 1017B021.cdf
17-OCT-2007 14:21, 2ul
UVOLTS
Time (Min)
IS-BNB
Tetrachloro-m-xylene
Aroclor-1016
Aroclor-1221
Aroclor-1232
Aroclor-1242
Aroclor-1248
Aroclor-1254
Aroclor-1260
Aroclor-1262
Aroclor-1268
Decachlorobiphenyl
HBBP

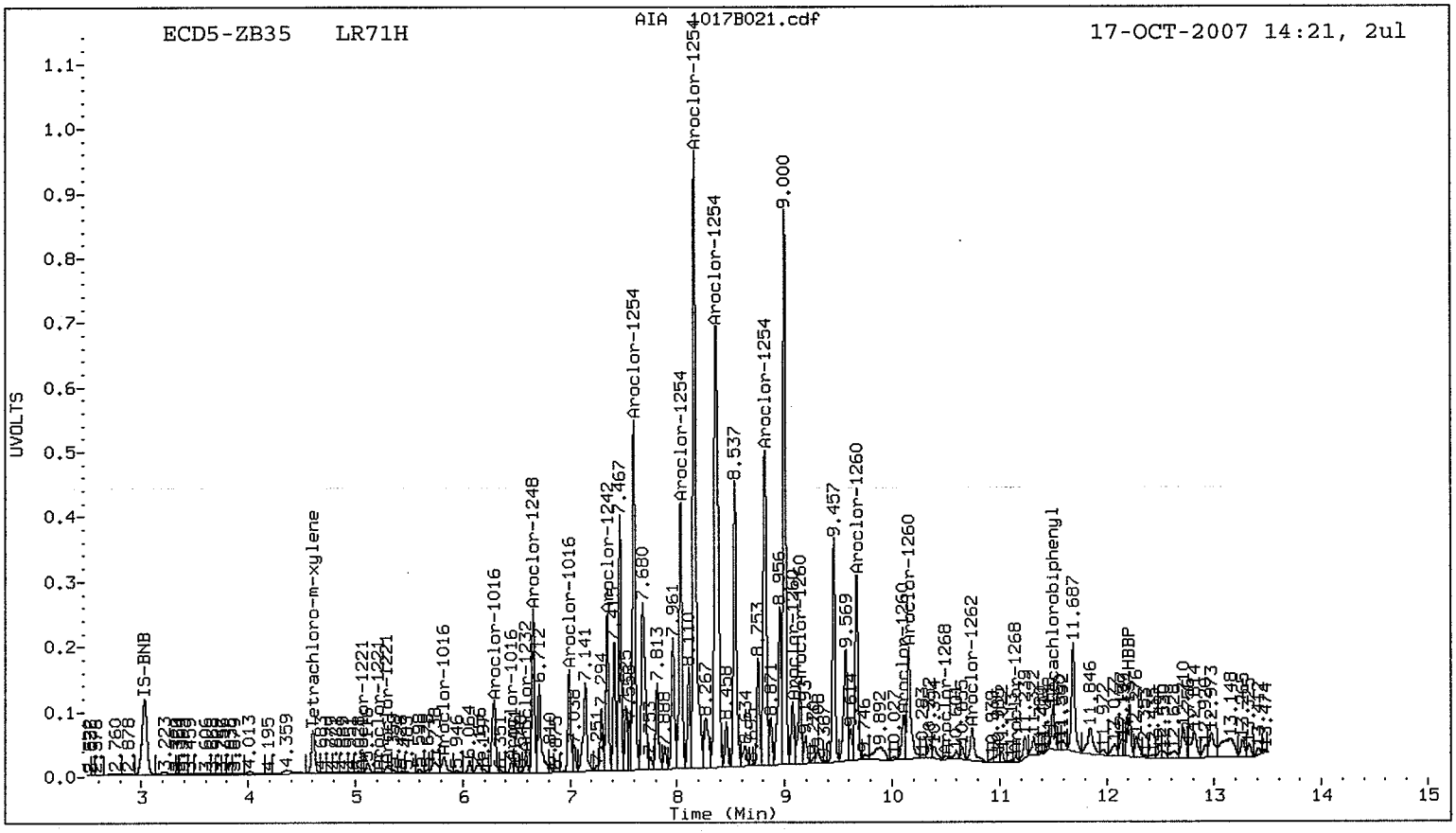
ECD5-ZB35 LR71H
AIA 1017B021.cdf
17-OCT-2007 14:21, 2ul
UVOLTS
Time (Min)
IS-BNB
Tetrachloro-m-xylene
Aroclor-1016
Aroclor-1221
Aroclor-1232
Aroclor-1242
Aroclor-1248
Aroclor-1254
Aroclor-1260
Aroclor-1262
Aroclor-1268
Decachlorobiphenyl
HBBP

ANALYTICAL RESOURCES INCORPORATED

ORGANICS ANALYSIS DATA SHEET
PSDDA PCB by GC/ECD
Page 1 of 1

Sample ID: AN-SS-04
DILUTION

Lab Sample ID: LR71H
LIMS ID: 07-20773
Matrix: Sediment
Data Release Authorized:
Reported: 10/19/07

QC Report No: LR71-Anchor Environmental, LLC
Project: Kimberly Clark Anacortes

Date Sampled: 09/28/07
Date Received: 09/29/07

Date Extracted: 10/11/07
Date Analyzed: 10/17/07 18:04
Instrument/Analyst: ECD5/PK
GPC Cleanup: No
Sulfur Cleanup: Yes
Acid Cleanup: Yes
Florisil Cleanup: No

Sample Amount: 25.4 g-dry-wt
Final Extract Volume: 1.0 mL
Dilution Factor: 10.0
Silica Gel: No

Percent Moisture: 36.6%

CAS Number	Analyte	RL	Result
12674-11-2	Aroclor 1016	39	< 39 U
53469-21-9	Aroclor 1242	39	< 39 U
12672-29-6	Aroclor 1248	79	< 79 Y
11097-69-1	**Aroclor 1254**	**39**	**180**
11096-82-5	Aroclor 1260	39	< 39 U
11104-28-2	Aroclor 1221	39	< 39 U
11141-16-5	Aroclor 1232	39	< 39 U

Reported in µg/kg (ppb)

PCB Surrogate Recovery

Decachlorobiphenyl	107%
Tetrachlorometaxylene	85.5%

Analytical Resources Inc.
Dual Column PCB Quantitation Report

Data file 1: 20071016.b/1017-1.b/1017B034.d
Data file 2: 20071016.b/1017-2.b/1017B034.d
Method: /chem2/ecd5.i/20071016.b/PCB1.m
Compound Sublist: PCB
Instrument, Inj. Vol.: ecd5.i, 2ul
Quant Method: Internal Std

ARI ID: LR71H
Client ID: AN-SS-04
Injection Date: 17-OCT-2007 18:04
Report Date: 10/18/2007 09:43
Matrix: SOIL
Dilution Factor: 10.000

ZB5 Col			ZB35 Col			ZB5	ZB35		
RT	Shift	Response	RT	Shift	Response	on col	on col	RPD	Compound/Flag
4.524	0.001	1420334	4.606	0.001	905321	3.4	3.3	4.1	Tetrachloro-m-xylene
11.134	-0.001	1252444	11.494	-0.003	591163	4.3	3.9	9.7	Decachlorobiphenyl MN

* Indicates RPD > 40%
M Indicates Column 1 peak was manually integrated
N Indicates Column 2 peak was manually integrated

SURROGATE PERCENT RECOVERY

SURROGATE	Col1	Col2
Tetrachloro-m-xylene	85.6	82.2
Decachlorobiphenyl	107.0	97.2

INTERNAL STANDARD SUMMARY

Column 1

Standard Cpnd	Standard Area*	Sample Area	%D
Bromo-Nitrobenzene	31569414	31648776	0.3
Hexabromobiphenyl	9983366	9212077	-7.7

Column 2

Standard Cpnd	Standard Area*	Sample Area	%D
Bromo-Nitrobenzene	20324893	20953076	3.1
Hexabromobiphenyl	6610345	6333393	-4.2

* Standard Areas taken from Initial Cal Level 3
Initial Calibration Date: 16-OCT-2007
<- Indicates standard response outside Limits (-50 to +100%)

Aroclor	Peak#	ZB5 Col RT	Shift	Area	Amount	Peak#	ZB35 Col RT	Shift	Area	Amount
Aroclor-1016	1	5.694	-0.001	442604	44.3	1	5.825	0.001	336805	32.5
Aroclor-1016	2	5.994	0.003	2357017	78.1	2	6.294	0.001	1695435	77.4
Aroclor-1016	3	6.106	0.003	537853	40.6	3	6.454	0.001	211977	24.2
Aroclor-1016	4	6.358	0.001	3355867	413.1	4	6.990	0.000	1574235	229.2
Total Col1Ave (4 peaks):					144.0	Total Col2Ave (4 peaks):				90.9 RPD = 45*
Corrected Ave (3 peaks):					54.3	Corrected Ave (3 peaks):				44.7 RPD = 19
Aroclor-1221	1	4.723	-0.060	1153892	264.5	1	5.062	-0.003	14355	4.2
Aroclor-1221	2	4.910	0.001	106665	36.7	2	5.293	0.053	324965	165.4
Aroclor-1221	3	4.984	-0.002	161410	16.4	3	---			0.0
Aroclor-1221	NS	---			----	4	5.825	-0.011	336805	139.1
Total Col1Ave (3 peaks):					105.9	Total Col2Ave (3 peaks):				102.9 RPD = 3
Corrected Ave: < 3 Peaks						Corrected Ave (3 peaks):				102.9
Aroclor-1232	1	4.984	0.000	161410	19.6	1	5.293	-0.030	324965	63.9
Aroclor-1232	2	5.694	-0.001	442604	98.6	2	5.825	0.000	336805	66.0
Aroclor-1232	3	5.994	0.003	2357017	176.2	3	6.294	0.000	1695435	175.6
Aroclor-1232	4	6.106	0.001	537853	88.6	4	6.590	0.000	319863	132.3
Total Col1Ave (4 peaks):					95.7	Total Col2Ave (4 peaks):				109.5 RPD = 13
Corrected Ave (3 peaks):					68.9	Corrected Ave (4 peaks):				109.5 RPD = 45*
Aroclor-1242	1	5.694	-0.001	442604	55.0	1	5.293	-0.029	324965	77.0
Aroclor-1242	2	5.994	0.002	2357017	97.5	2	5.825	0.001	336805	40.8
Aroclor-1242	3	6.106	0.002	537853	50.3	3	6.294	0.001	1695435	98.5
Aroclor-1242	4	6.733	-0.002	2448036	239.2	4	6.454	0.001	211977	30.8
Aroclor-1242	NS	---			----	5	7.349	0.000	2297581	348.5
Total Col1Ave (4 peaks):					110.5	Total Col2Ave (5 peaks):				119.1 RPD = 8
Corrected Ave (3 peaks):					67.6	Corrected Ave (4 peaks):				61.8 RPD = 9
Aroclor-1248	1	5.994	0.002	2357017	133.6	1	6.294	0.003	1695435	131.3
Aroclor-1248	2	6.106	0.000	537853	80.1	2	6.656	0.001	2398445	335.1
Aroclor-1248	3	6.358	0.000	3355867	320.6	3	6.990	0.000	1574235	187.4
Aroclor-1248	4	6.733	-0.003	2448036	158.8	4	7.349	0.000	2297581	197.4
Aroclor-1248	5	7.075	0.001	7839823	384.1	NS	---			----
Total Col1Ave (5 peaks):					215.4	Total Col2Ave (4 peaks):				212.8 RPD = 1
Corrected Ave (4 peaks):					173.3	Corrected Ave (4 peaks):				212.8 RPD = 20
Aroclor-1254	1	7.321	-0.002	8851533	392.6	1	7.597	0.000	4955594	415.0
Aroclor-1254	2	7.629	-0.002	5691011	410.0	2	8.035	-0.001	3825481	420.5
Aroclor-1254	3	7.741	-0.004	11813637	428.4	3	8.160	-0.002	9257118	472.4
Aroclor-1254	4	8.026	-0.006	12653377	426.3	4	8.360	-0.004	9083845	459.3
Aroclor-1254	5	8.334	-0.002	7635366	437.8	5	8.815	-0.002	5167061	464.3
Total Col1Ave (5 peaks):					419.0	Total Col2Ave (5 peaks):				446.3 RPD = 6
Corrected Ave (5 peaks):					419.0	Corrected Ave (5 peaks):				446.3 RPD = 6
Aroclor-1260	1	8.780	0.000	1759483	106.6	1	9.072	0.000	994035	102.0
Aroclor-1260	2	9.049	0.001	1400711	100.2	2	9.140	-0.001	1229051	222.7
Aroclor-1260	3	9.348	-0.001	3955934	107.5	3	9.665	0.001	2679669	115.2
Aroclor-1260	4	9.685	-0.004	2116845	124.3	4	10.104	0.000	658912	104.8
Aroclor-1260	5	9.840	0.000	636997	60.4	5	10.151	-0.003	1909169	131.7
Total Col1Ave (5 peaks):					99.8	Total Col2Ave (5 peaks):				135.3 RPD = 30
Corrected Ave (5 peaks):					99.8	Corrected Ave (5 peaks):				135.3 RPD = 30
Aroclor-1262	1	9.049	-0.001	1400711	74.5	1	9.072	-0.001	994035	62.5
Aroclor-1262	2	9.348	-0.002	3955934	83.5	2	9.665	-0.001	2679669	91.0
Aroclor-1262	3	9.685	-0.005	2116845	146.3	3	10.104	0.001	658912	53.1
Aroclor-1262	4	9.840	-0.002	636997	30.7	4	10.151	-0.006	1909169	99.8
Aroclor-1262	5	10.383	-0.002	889168	56.5	5	10.745	-0.001	561223	59.7
Total Col1Ave (5 peaks):					78.3	Total Col2Ave (5 peaks):				73.2 RPD = 7
Corrected Ave (4 peaks):					61.3	Corrected Ave (5 peaks):				73.2 RPD = 18
Aroclor-1268	1	9.776	-0.002	564361	10.8	1	10.104	0.003	658912	22.4
Aroclor-1268	2	9.840	0.002	636997	12.8	2	10.151	-0.008	1909169	68.4
Aroclor-1268	3	10.178	0.016	247807	5.9	3	10.491	-0.002	39287	1.8

2004

Aroclor-1268	4	10.809	0.010	793667	7.0	4	11.150	-0.001	102599	1.6

Total Col1Ave (4 peaks): 9.1 Total Col2Ave (4 peaks): 23.6 RPD = 88*

Corrected Ave (4 peaks): 9.1 Corrected Ave (3 peaks): 8.6 RPD = 6

Total PCB Area Col1 (4.623 - 11.035) = 143780455 Col1 Total PCB = 0.6 ppm*

Total PCB Area Col2 (4.705 - 11.396) = 101195654 Col2 Total PCB = 0.7 ppm*

* Quantitated against AR1660 0.25ppm in Ical

PCB-Form 10 Mod.

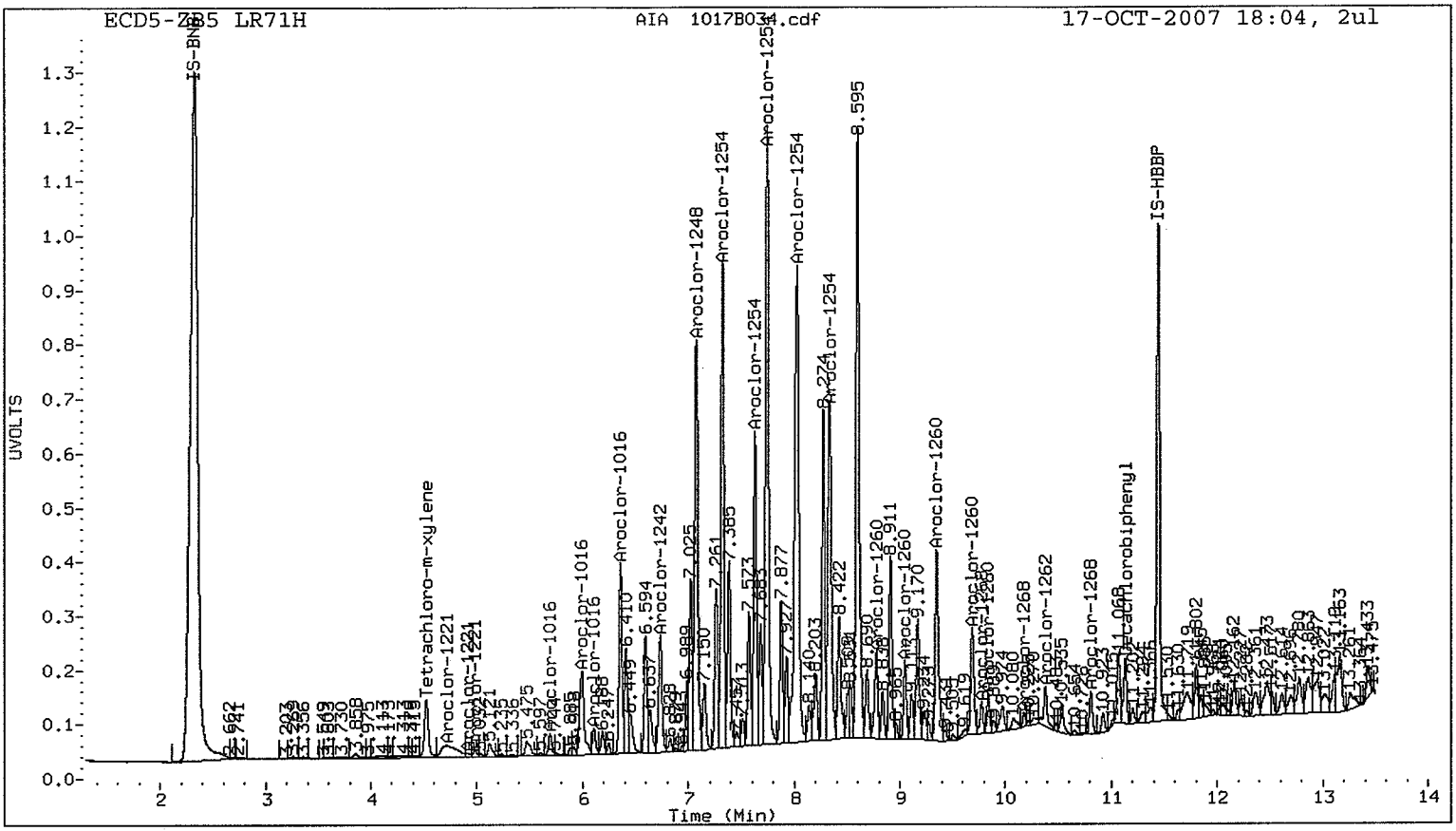
ECD5-ZB5 LR71H
AIA 1017B034.cdf
17-OCT-2007 18:04, 2ul
IS-BNB
Tetrachloro-m-xylene
Aroclor-1221
Aroclor-1016
Aroclor-1242
Aroclor-1248
Aroclor-1254
Aroclor-1260
Aroclor-1262
Aroclor-1268
IS-HBBP
UVOLTS
Time (Min)

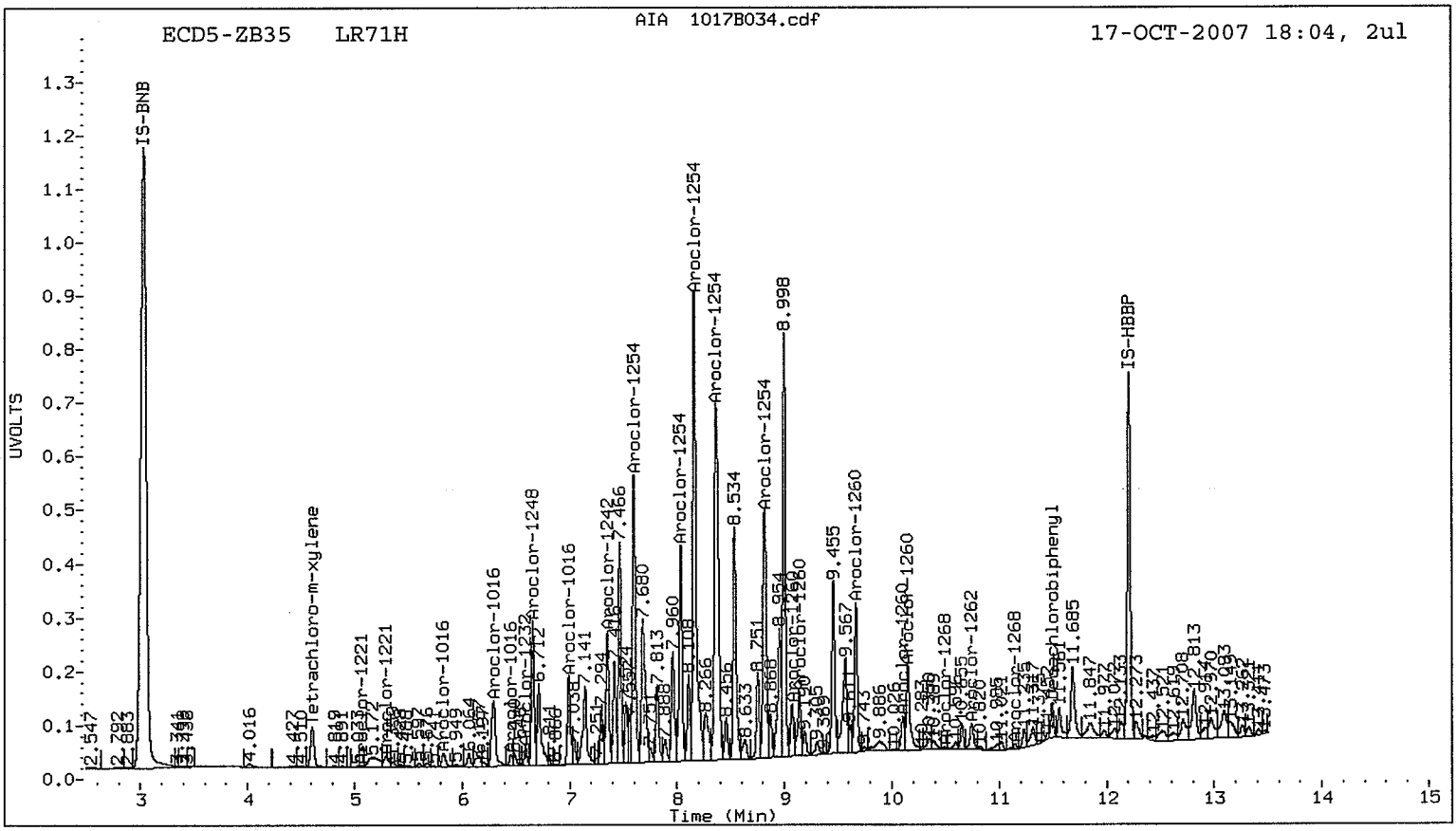
ECD5-ZB35 LR71H
AIA 1017B034.cdf
17-OCT-2007 18:04, 2ul
IS-BNB
Tetrachloro-m-xylene
Aroclor-1221
Aroclor-1016
Aroclor-1232
Aroclor-1242
Aroclor-1248
Aroclor-1254
Aroclor-1260
Aroclor-1262
Aroclor-1268
IS-HBBP
UVOLTS
Time (Min)

ANALYTICAL RESOURCES INCORPORATED

ORGANICS ANALYSIS DATA SHEET
PSDDA PCB by GC/ECD
Page 1 of 1

Sample ID: AN-SS-05
SAMPLE

Lab Sample ID: LR71I
LIMS ID: 07-20774
Matrix: Sediment
Data Release Authorized:
Reported: 10/19/07

QC Report No: LR71-Anchor Environmental, LLC
Project: Kimberly Clark Anacortes

Date Sampled: 09/27/07
Date Received: 09/29/07

Date Extracted: 10/11/07
Date Analyzed: 10/17/07 14:39
Instrument/Analyst: ECD5/PK
GPC Cleanup: No
Sulfur Cleanup: Yes
Acid Cleanup: Yes
Florisil Cleanup: No

Sample Amount: 25.4 g-dry-wt
Final Extract Volume: 1.0 mL
Dilution Factor: 1.00
Silica Gel: No

Percent Moisture: 48.3%

CAS Number	Analyte	RL	Result
12674-11-2	Aroclor 1016	3.9	< 3.9 U
53469-21-9	Aroclor 1242	3.9	< 3.9 U
12672-29-6	Aroclor 1248	3.9	< 3.9 U
11097-69-1	Aroclor 1254	3.9	< 3.9 U
11096-82-5	Aroclor 1260	3.9	< 3.9 U
11104-28-2	Aroclor 1221	3.9	< 3.9 U
11141-16-5	Aroclor 1232	3.9	< 3.9 U

Reported in µg/kg (ppb)

PCB Surrogate Recovery	
Decachlorobiphenyl	94.5%
Tetrachlorometaxylene	88.5%

Analytical Resources Inc.
Dual Column PCB Quantitation Report

Data file 1: 20071016.b/1017-1.b/1017B022.d
Data file 2: 20071016.b/1017-2.b/1017B022.d
Method: /chem2/ecd5.i/20071016.b/PCB1.m
Compound Sublist: PCB
Instrument, Inj. Vol.: ecd5.i, 2ul
Quant Method: Internal Std

ARI ID: LR71I
Client ID: AN-SS-05
Injection Date: 17-OCT-2007 14:39
Report Date: 10/17/2007 15:17
Matrix: SOIL
Dilution Factor: 1.000

ZB5 Col RT	ZB5 Col Shift	ZB5 Col Response	ZB35 Col RT	ZB35 Col Shift	ZB35 Col Response	ZB5 on col	ZB35 on col	RPD	Compound/Flag
4.521	-0.002	12435665	4.608	0.003	7714756	35.4	32.2	9.6	Tetrachloro-m-xylene MN
11.135	0.000	9345854	11.497	0.000	6608451	34.1	37.8	10.3	Decachlorobiphenyl MN

* Indicates RPD > 40%
M Indicates Column 1 peak was manually integrated
N Indicates Column 2 peak was manually integrated

SURROGATE PERCENT RECOVERY

SURROGATE	Col1	Col2
Tetrachloro-m-xylene	88.6	80.4
Decachlorobiphenyl	85.3	94.5

INTERNAL STANDARD SUMMARY

Column 1

Standard Cpnd	Standard Area*	Sample Area	%D
Bromo-Nitrobenzene	31569414	26785157	-15.2
Hexabromobiphenyl	9983366	8627398	-13.6

Column 2

Standard Cpnd	Standard Area*	Sample Area	%D
Bromo-Nitrobenzene	20324893	18237246	-10.3
Hexabromobiphenyl	6610345	7277244	10.1

* Standard Areas taken from Initial Cal Level 3
Initial Calibration Date: 16-OCT-2007
<- Indicates standard response outside Limits (-50 to +100%)

Aroclor	Peak#	ZB5 Col RT	Shift	Area	Amount	Peak#	ZB35 Col RT	Shift	Area	Amount
Aroclor-1016	1	5.696	0.001	24118861	2852.8	1	5.816	-0.008	99460	11.0
Aroclor-1016	2	6.053	0.062	13415488	525.1	2	6.299	0.007	481784	25.3
Aroclor-1016	3	6.053	-0.050	13415488	1196.5	3	6.438	-0.015	103284	13.6
Aroclor-1016	4	6.328	-0.029	1002863	145.9	4	6.981	-0.009	67096	11.2
Total Col1Ave (4 peaks):		1180.1				Total Col2Ave (4 peaks):			15.3	RPD = 195*
Corrected Ave (3 peaks):		622.5				Corrected Ave (4 peaks):			15.3	RPD = 190*
Aroclor-1221	1	4.834	0.051	733239	198.6	1	5.111	0.045	2122017	715.3
Aroclor-1221	2	4.906	-0.003	344883	140.2	2	5.294	0.054	1079804	631.4
Aroclor-1221	3	4.998	0.012	1031198	124.1	3	---			0.0
Aroclor-1221	NS	---			----	4	5.837	0.001	25136	11.9
Total Col1Ave (3 peaks):		154.3				Total Col2Ave (3 peaks):			452.9	RPD = 98*
Corrected Ave (3 peaks):		154.3				Corrected Ave (3 peaks):			452.9	RPD = 98*
Aroclor-1232	1	4.998	0.014	1031198	147.9	1	5.294	-0.028	1079804	244.0
Aroclor-1232	2	5.696	0.001	24118861	6347.7	2	5.816	-0.009	99460	22.4
Aroclor-1232	3	6.053	0.062	13415488	1185.2	3	6.299	0.006	481784	57.3
Aroclor-1232	4	6.053	-0.052	13415488	2610.0	4	6.537	-0.052	350202	166.4
Total Col1Ave (4 peaks):		2572.7				Total Col2Ave (4 peaks):			122.5	RPD = 182*
Corrected Ave (3 peaks):		1314.4				Corrected Ave (3 peaks):			82.1	RPD = 176*
Aroclor-1242	1	5.696	0.000	24118861	3539.1	1	5.294	-0.028	1079804	293.9
Aroclor-1242	2	6.053	0.061	13415488	656.0	2	5.816	-0.008	99460	13.8
Aroclor-1242	3	6.053	-0.051	13415488	1482.3	3	6.299	0.007	481784	32.2
Aroclor-1242	4	6.738	0.003	263589	30.4	4	6.438	-0.015	103284	17.2
Aroclor-1242	NS	---			----	5	7.349	0.000	153916	26.8
Total Col1Ave (4 peaks):		1426.9				Total Col2Ave (5 peaks):			76.8	RPD = 180*
Corrected Ave (3 peaks):		722.9				Corrected Ave (4 peaks):			22.5	RPD = 188*
Aroclor-1248	1	6.053	0.061	13415488	898.6	1	6.299	0.008	481784	42.9
Aroclor-1248	2	6.053	-0.053	13415488	2361.3	2	6.675	0.019	718573	115.3
Aroclor-1248	3	6.328	-0.029	1002863	113.2	3	6.981	-0.009	67096	9.2
Aroclor-1248	4	6.738	0.002	263589	20.2	4	7.349	0.000	153916	15.2
Aroclor-1248	5	7.084	0.010	39725903	2299.8	NS	---			----
Total Col1Ave (5 peaks):		1138.6				Total Col2Ave (4 peaks):			45.6	RPD = 185*
Corrected Ave (3 peaks):		344.0				Corrected Ave (3 peaks):			22.4	RPD = 176*
Aroclor-1254	1	7.329	0.006	868963	45.5	1	7.636	0.039	783108	75.4
Aroclor-1254	2	7.642	0.011	249209	21.2	2	8.035	0.000	725268	91.6
Aroclor-1254	3	7.749	0.005	403561	17.3	3	8.166	0.005	174172	10.2
Aroclor-1254	4	---			0.0	4	8.323	-0.041	1114826	64.8
Aroclor-1254	5	8.327	-0.009	911652	61.8	5	8.837	0.020	595737	61.5
Total Col1Ave (4 peaks):		36.5				Total Col2Ave (5 peaks):			60.7	RPD = 50*
Corrected Ave (4 peaks):		36.5				Corrected Ave (5 peaks):			60.7	RPD = 50*
Aroclor-1260	1	8.772	-0.008	577656	37.4	1	9.114	0.042	2003590	178.9
Aroclor-1260	2	9.021	-0.027	977667	74.7	2	9.152	0.012	458302	72.3
Aroclor-1260	3	9.360	0.011	1288789	37.4	3	9.600	-0.064	3103306	116.1
Aroclor-1260	4	9.710	0.021	1604583	100.6	4	10.070	-0.033	2383994	330.0
Aroclor-1260	5	9.888	0.048	1308461	132.4	5	10.174	0.020	2102227	126.2
Total Col1Ave (5 peaks):		76.5				Total Col2Ave (5 peaks):			164.7	RPD = 73*
Corrected Ave (4 peaks):		62.5				Corrected Ave (4 peaks):			123.4	RPD = 65*
Aroclor-1262	1	9.021	-0.028	977667	55.5	1	9.114	0.041	2003590	109.6
Aroclor-1262	2	9.360	0.010	1288789	29.1	2	9.600	-0.066	3103306	91.7
Aroclor-1262	3	9.710	0.020	1604583	118.4	3	10.070	-0.032	2383994	167.1
Aroclor-1262	4	9.888	0.046	1308461	67.3	4	10.174	0.017	2102227	95.6
Aroclor-1262	5	10.371	-0.015	3838627	260.2	5	10.755	0.010	1648428	152.7
Total Col1Ave (5 peaks):		106.1				Total Col2Ave (5 peaks):			123.4	RPD = 15
Corrected Ave (4 peaks):		67.6				Corrected Ave (5 peaks):			123.4	RPD = 58*
Aroclor-1268	1	9.773	-0.005	426725	8.7	1	10.070	-0.030	2383994	70.6
Aroclor-1268	2	9.888	0.049	1308461	28.1	2	10.174	0.015	2102227	65.6
Aroclor-1268	3	10.135	-0.027	4711912	119.6	3	10.502	0.009	219311	8.7

Aroclor-1268	4	10.809	0.009	551506	5.2	4	11.109	-0.043	393497	5.3

Total Col1Ave (4 peaks): 40.4 Total Col2Ave (4 peaks): 37.5 RPD = 7

Corrected Ave (3 peaks): 14.0 Corrected Ave: < 3 Peaks

Total PCB Area Col1 (4.623 - 11.035) = 154477848 Col1 Total PCB = 0.8 ppm*

Total PCB Area Col2 (4.705 - 11.396) = 83386848 Col2 Total PCB = 0.6 ppm*

* Quantitated against AR1660 0.25ppm in Ical

PCB-Form 10 Mod.

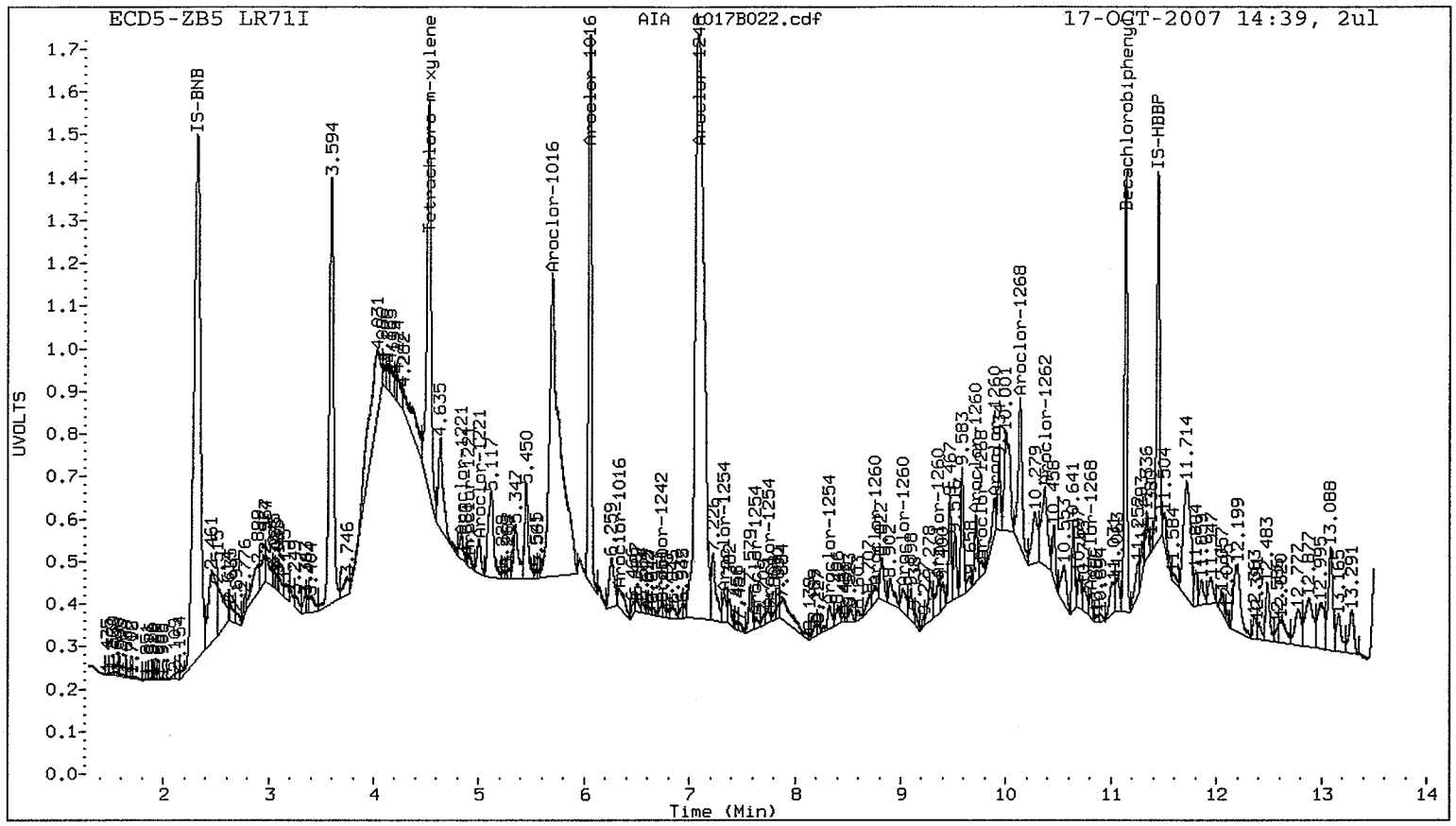
ECD5-ZB5 LR71I
AIA 1017B022.cdf
17-OCT-2007 14:39, 2ul
IS-BNB
3.594
Tetrachloro-m-xylene
4.635
Aroclor-1016
Aroclor-1016
Aroclor-1242
Aroclor-1254
Aroclor-1254
Aroclor-1254
Aroclor-1260
Aroclor-1260
Aroclor-1260
Aroclor-1262
Aroclor-1268
Aroclor-1268
Decachlorobiphenyl
IS-HBBP
11.714
UVOLTS
Time (Min)

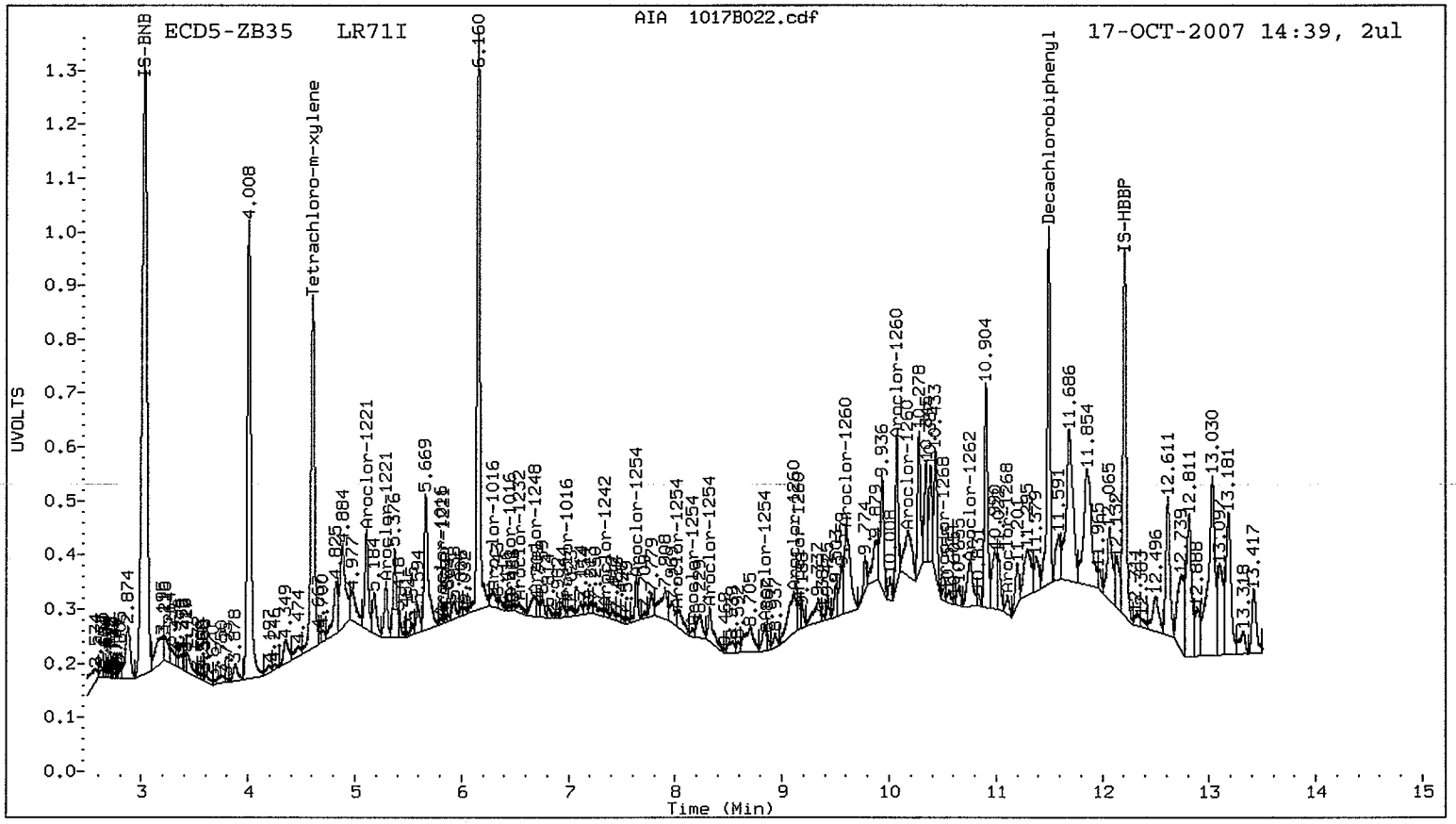
ECD5-ZB35 LR71I
AIA 1017B022.cdf
17-OCT-2007 14:39, 2ul
IS-BNB
4.008
Tetrachloro-m-xylene
6.160
Aroclor-1221
Aroclor-1221
Aroclor-1016
Aroclor-1016
Aroclor-1248
Aroclor-1016
Aroclor-1242
Aroclor-1254
Aroclor-1254
Aroclor-1254
Aroclor-1254
Aroclor-1254
Aroclor-1260
Aroclor-1260
Aroclor-1260
Aroclor-1262
Aroclor-1268
Decachlorobiphenyl
IS-HBBP
10.904
11.686
11.854
12.611
12.811
13.030
13.181
13.417
UVOLTS
Time (Min)

ANALYTICAL RESOURCES INCORPORATED

ORGANICS ANALYSIS DATA SHEET
PSDDA PCB by GC/ECD
Page 1 of 1

Sample ID: AN-SS-06
SAMPLE

Lab Sample ID: LR71J
LIMS ID: 07-20775
Matrix: Sediment
Data Release Authorized:
Reported: 10/19/07

QC Report No: LR71-Anchor Environmental, LLC
Project: Kimberly Clark Anacortes

Date Sampled: 09/28/07
Date Received: 09/29/07

Date Extracted: 10/11/07
Date Analyzed: 10/17/07 14:56
Instrument/Analyst: ECD5/PK
GPC Cleanup: No
Sulfur Cleanup: Yes
Acid Cleanup: Yes
Florisil Cleanup: No

Sample Amount: 25.7 g-dry-wt
Final Extract Volume: 1.0 mL
Dilution Factor: 1.00
Silica Gel: No

Percent Moisture: 22.1%

CAS Number	Analyte	RL	Result
12674-11-2	Aroclor 1016	3.9	< 3.9 U
53469-21-9	Aroclor 1242	3.9	< 3.9 U
12672-29-6	Aroclor 1248	3.9	< 3.9 U
11097-69-1	**Aroclor 1254**	**3.9**	**46 E**
11096-82-5	Aroclor 1260	3.9	< 3.9 U
11104-28-2	Aroclor 1221	3.9	< 3.9 U
11141-16-5	Aroclor 1232	3.9	< 3.9 U

Reported in µg/kg (ppb)

PCB Surrogate Recovery

Decachlorobiphenyl	91.2%
Tetrachlorometaxylene	76.2%

Analytical Resources Inc.
Dual Column PCB Quantitation Report

Data file 1: 20071016.b/1017-1.b/1017B023.d
Data file 2: 20071016.b/1017-2.b/1017B023.d
Method: /chem2/ecd5.i/20071016.b/PCB1.m
Compound Sublist: PCB
Instrument, Inj. Vol.: ecd5.i, 2ul
Quant Method: Internal Std

ARI ID: LR71J
Client ID: AN-SS-06
Injection Date: 17-OCT-2007 14:56
Report Date: 10/18/2007 09:49
Matrix: SOIL
Dilution Factor: 1.000

ZB5 Col			ZB35 Col			ZB5	ZB35		
RT	Shift	Response	RT	Shift	Response	on col	on col	RPD	Compound/Flag
4.522	-0.001	10913588	4.606	0.001	7667623	30.5	30.3	0.4	Tetrachloro-m-xylene MN
11.135	0.000	9974127	11.497	0.000	6155663	36.5	31.9	13.3	Decachlorobiphenyl MN

* Indicates RPD > 40%
M Indicates Column 1 peak was manually integrated
N Indicates Column 2 peak was manually integrated

SURROGATE PERCENT RECOVERY

SURROGATE	Col1	Col2
Tetrachloro-m-xylene	76.2	75.8
Decachlorobiphenyl	91.3	79.9

INTERNAL STANDARD SUMMARY

Column 1

Standard Cpnd	Standard Area*	Sample Area	%D
Bromo-Nitrobenzene	31569414	27335710	-13.4
Hexabromobiphenyl	9983366	8603163	-13.8

Column 2

Standard Cpnd	Standard Area*	Sample Area	%D
Bromo-Nitrobenzene	20324893	19224243	-5.4
Hexabromobiphenyl	6610345	8023706	21.4

* Standard Areas taken from Initial Cal Level 3
Initial Calibration Date: 16-OCT-2007
<- Indicates standard response outside Limits (-50 to +100%)

Aroclor	Peak#	RT	Shift	Area	Amount	Peak#	RT	Shift	Area	Amount
		ZB5 Col					ZB35 Col			
Aroclor-1016	1	5.692	-0.003	1293378	149.9	1	5.822	-0.003	412753	43.4
Aroclor-1016	2	5.987	-0.004	1747718	67.0	2	6.294	0.001	905508	45.1
Aroclor-1016	3	6.103	0.000	801608	70.1	3	6.452	-0.001	178210	22.2
Aroclor-1016	4	6.356	-0.001	5998892	855.0	4	6.991	0.001	1928668	306.1
Total Col1Ave (4 peaks):					285.5	Total Col2Ave (4 peaks):				104.2 RPD = 93*
Corrected Ave (3 peaks):					95.7	Corrected Ave (3 peaks):				36.9 RPD = 89*
Aroclor-1221	1	4.762	-0.021	192544	51.1	1	5.025	-0.041	142965	45.7
Aroclor-1221	2	4.913	0.004	336783	134.1	2	5.205	-0.036	145309	80.6
Aroclor-1221	3	4.992	0.006	404006	47.7	3	5.292	-0.030	1576250	286.8
Aroclor-1221	NS	---			----	4	5.822	-0.015	412753	185.7
Total Col1Ave (3 peaks):					77.6	Total Col2Ave (4 peaks):				149.7 RPD = 63*
Corrected Ave: < 3 Peaks						Corrected Ave (3 peaks):				104.0
Aroclor-1232	1	4.992	0.008	404006	56.8	1	5.292	-0.031	1576250	337.9
Aroclor-1232	2	5.692	-0.004	1293378	333.5	2	5.822	-0.004	412753	88.1
Aroclor-1232	3	5.987	-0.004	1747718	151.3	3	6.294	0.000	905508	102.2
Aroclor-1232	4	6.103	-0.002	801608	152.8	4	6.589	-0.001	253741	114.4
Total Col1Ave (4 peaks):					173.6	Total Col2Ave (4 peaks):				160.7 RPD = 8
Corrected Ave (3 peaks):					120.3	Corrected Ave (3 peaks):				101.6 RPD = 17
Aroclor-1242	1	5.692	-0.004	1293378	186.0	1	5.292	-0.030	1576250	407.0
Aroclor-1242	2	5.987	-0.005	1747718	83.7	2	5.822	-0.003	412753	54.5
Aroclor-1242	3	6.103	-0.001	801608	86.8	3	6.294	0.001	905508	57.3
Aroclor-1242	4	6.731	-0.004	1323678	149.7	4	6.452	-0.001	178210	28.2
Aroclor-1242	NS	---			----	5	7.349	0.000	3162329	522.8
Total Col1Ave (4 peaks):					126.6	Total Col2Ave (5 peaks):				214.0 RPD = 51*
Corrected Ave (4 peaks):					126.6	Corrected Ave (3 peaks):				46.7 RPD = 92*
Aroclor-1248	1	5.987	-0.005	1747718	114.7	1	6.294	0.003	905508	76.4
Aroclor-1248	2	6.103	-0.003	801608	138.2	2	6.656	0.000	3084262	469.6
Aroclor-1248	3	6.356	-0.001	5998892	663.5	3	6.991	0.001	1928668	250.2
Aroclor-1248	4	6.731	-0.005	1323678	99.4	4	7.349	0.000	3162329	296.2
Aroclor-1248	5	7.075	0.001	13260319	752.2	NS	---			----
Total Col1Ave (5 peaks):					353.6	Total Col2Ave (4 peaks):				273.1 RPD = 26
Corrected Ave (3 peaks):					117.4	Corrected Ave (3 peaks):				207.6 RPD = 55*
Aroclor-1254	1	7.321	-0.002	19760221	1014.8	1	7.597	-0.001	12148678	1108.9
Aroclor-1254	2	7.628	-0.003	12343752	1029.6	2	8.034	-0.002	8427840	1009.7
Aroclor-1254	3	7.740	-0.005	25209850	1058.4	3	8.160	-0.002	21019777	1169.2
Aroclor-1254	4	8.024	-0.008	30627743	1194.6	4	8.359	-0.005	22840191	1258.7
Aroclor-1254	5	8.330	-0.006	17957161	1192.1	5	8.815	-0.002	13382620	1310.5
Total Col1Ave (5 peaks):					1097.9	Total Col2Ave (5 peaks):				1171.4 RPD = 6
Corrected Ave (5 peaks):					1097.9	Corrected Ave (5 peaks):				1171.4 RPD = 6
Aroclor-1260	1	8.778	-0.002	3510531	227.7	1	9.071	-0.001	1976329	160.0
Aroclor-1260	2	9.046	-0.002	3622196	277.5	2	9.139	-0.001	3459063	494.7
Aroclor-1260	3	9.345	-0.003	11507778	334.8	3	9.665	0.001	7147247	242.5
Aroclor-1260	4	9.686	-0.004	6067859	381.4	4	10.103	-0.001	1689871	212.1
Aroclor-1260	5	9.838	-0.002	2008450	203.9	5	10.154	0.000	5156261	280.8
Total Col1Ave (5 peaks):					285.1	Total Col2Ave (5 peaks):				278.0 RPD = 2
Corrected Ave (5 peaks):					285.1	Corrected Ave (4 peaks):				223.9 RPD = 24
Aroclor-1262	1	9.046	-0.003	3622196	206.4	1	9.071	-0.003	1976329	98.1
Aroclor-1262	2	9.345	-0.005	11507778	260.2	2	9.665	-0.001	7147247	191.6
Aroclor-1262	3	9.686	-0.004	6067859	449.0	3	10.103	0.000	1689871	107.5
Aroclor-1262	4	9.838	-0.003	2008450	103.5	4	10.154	-0.004	5156261	212.7
Aroclor-1262	5	10.381	-0.004	2659827	180.8	5	10.743	-0.003	1590086	133.6
Total Col1Ave (5 peaks):					240.0	Total Col2Ave (5 peaks):				148.7 RPD = 47*
Corrected Ave (4 peaks):					187.7	Corrected Ave (5 peaks):				148.7 RPD = 23
Aroclor-1268	1	9.777	-0.001	1615053	33.1	1	10.103	0.002	1689871	45.4
Aroclor-1268	2	9.838	0.000	2008450	43.2	2	10.154	-0.005	5156261	145.8
Aroclor-1268	3	10.179	0.018	931324	23.7	3	10.494	0.001	319888	11.5

Aroclor-1268	4	10.806	0.006	1342721	12.8	4	11.153	0.002	468975	5.8

Total Col1Ave (4 peaks): 28.2 Total Col2Ave (4 peaks): 52.1 RPD = 60*

Corrected Ave (4 peaks): 28.2 Corrected Ave (3 peaks): 20.9 RPD = 30

Total PCB Area Col1 (4.623 - 11.035) = 329985606 Col1 Total PCB = 1.6 ppm*

Total PCB Area Col2 (4.705 - 11.396) = 227015832 Col2 Total PCB = 1.6 ppm*

* Quantitated against AR1660 0.25ppm in Ical

PCB-Form 10 Mod.

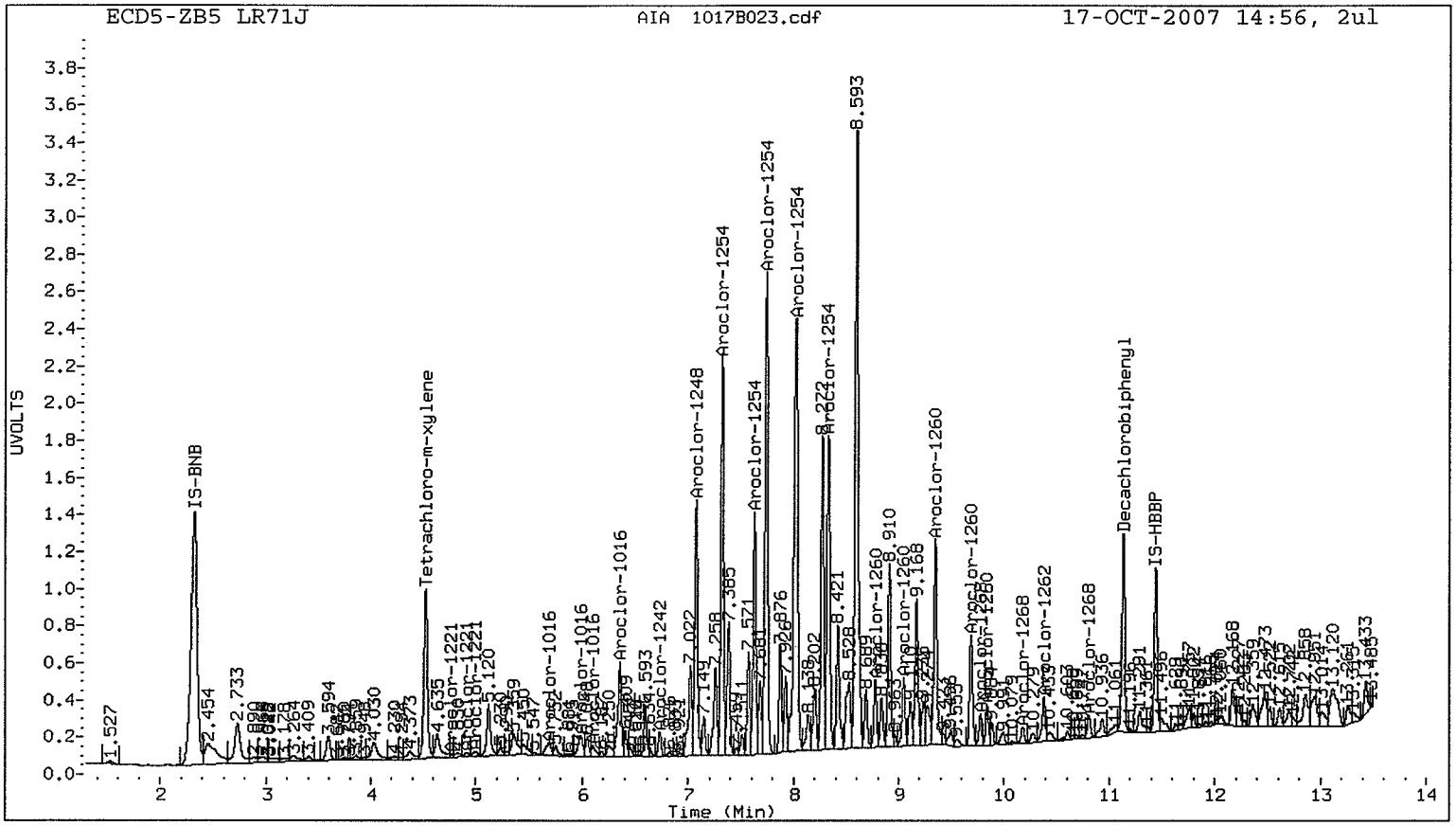
ECD5-ZB5 LR71J
AIA 1017B023.cdf
17-OCT-2007 14:56, 2ul
UVOLTS
Time (Min)
IS-BNB
Tetrachloro-m-xylene
Aroclor-1016
Aroclor-1221
Aroclor-1242
Aroclor-1248
Aroclor-1254
Aroclor-1260
Aroclor-1262
Aroclor-1268
Decachlorobiphenyl
IS-HBBP

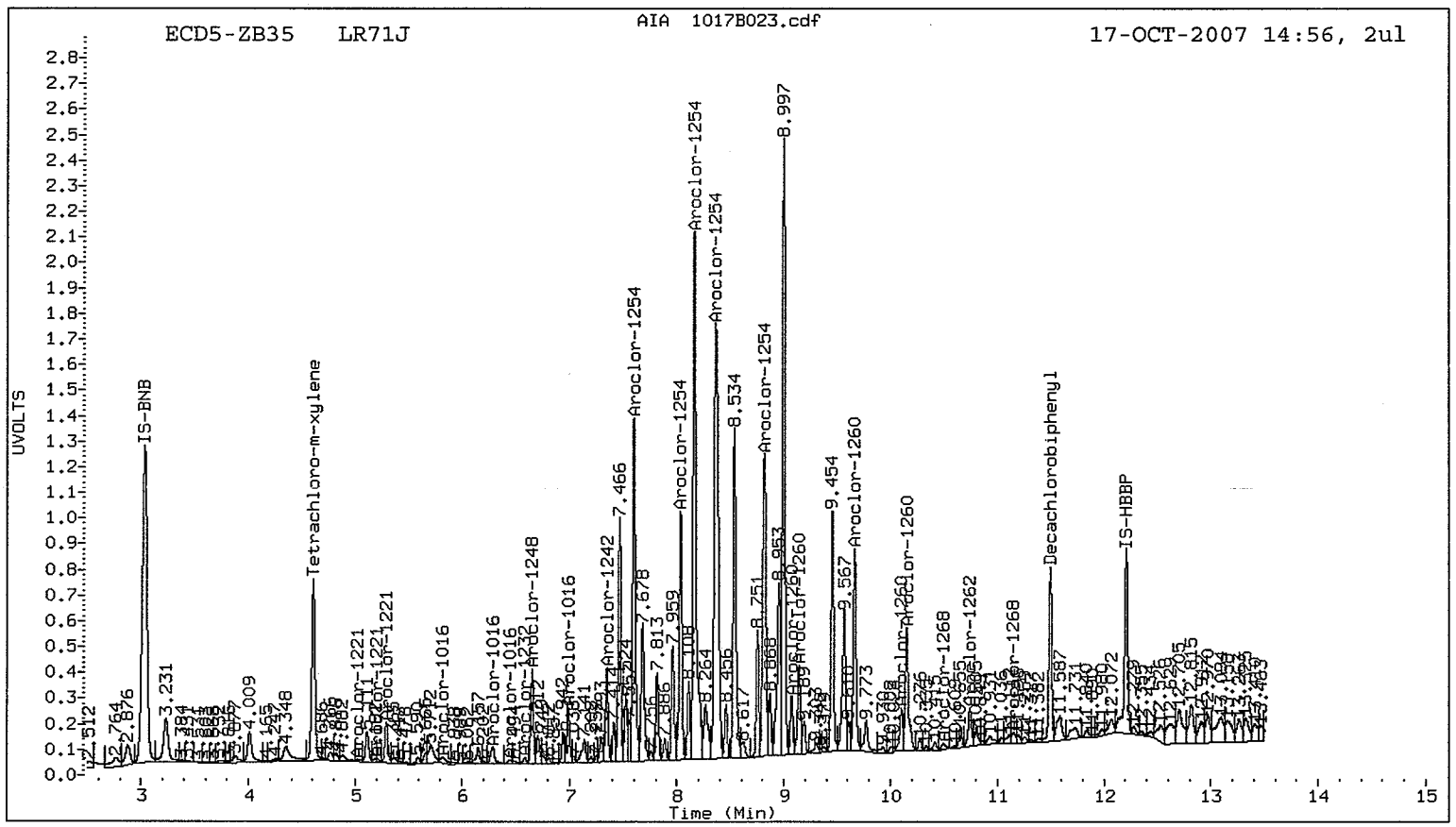
ECD5-ZB35 LR71J
AIA 1017B023.cdf
17-OCT-2007 14:56, 2ul
UVOLTS
Time (Min)
IS-BNB
Tetrachloro-m-xylene
Aroclor-1016
Aroclor-1221
Aroclor-1242
Aroclor-1248
Aroclor-1254
Aroclor-1260
Aroclor-1262
Aroclor-1268
Decachlorobiphenyl
IS-HBBP

ANALYTICAL RESOURCES INCORPORATED

ORGANICS ANALYSIS DATA SHEET
PSDDA PCB by GC/ECD
Page 1 of 1

Sample ID: AN-SS-06
DILUTION

Lab Sample ID: LR71J
LIMS ID: 07-20775
Matrix: Sediment
Data Release Authorized:
Reported: 10/19/07

QC Report No: LR71-Anchor Environmental, LLC
Project: Kimberly Clark Anacortes

Date Sampled: 09/28/07
Date Received: 09/29/07

Date Extracted: 10/11/07
Date Analyzed: 10/17/07 18:22
Instrument/Analyst: ECD5/PK
GPC Cleanup: No
Sulfur Cleanup: Yes
Acid Cleanup: Yes
Florisil Cleanup: No

Sample Amount: 25.7 g-dry-wt
Final Extract Volume: 1.0 mL
Dilution Factor: 3.00
Silica Gel: No

Percent Moisture: 22.1%

CAS Number	Analyte	RL	Result
12674-11-2	Aroclor 1016	12	< 12 U
53469-21-9	Aroclor 1242	12	< 12 U
12672-29-6	Aroclor 1248	12	< 12 U
11097-69-1	**Aroclor 1254**	**12**	**45**
11096-82-5	Aroclor 1260	12	< 12 U
11104-28-2	Aroclor 1221	12	< 12 U
11141-16-5	Aroclor 1232	12	< 12 U

Reported in µg/kg (ppb)

PCB Surrogate Recovery

Decachlorobiphenyl	95.2%
Tetrachlorometaxylene	88.5%

Analytical Resources Inc.
Dual Column PCB Quantitation Report

Data file 1: 20071016.b/1017-1.b/1017B035.d
Data file 2: 20071016.b/1017-2.b/1017B035.d
Method: /chem2/ecd5.i/20071016.b/PCB1.m
Compound Sublist: PCB
Instrument, Inj. Vol.: ecd5.i, 2ul
Quant Method: Internal Std

ARI ID: LR71J
Client ID: AN-SS-06
Injection Date: 17-OCT-2007 18:22
Report Date: 10/18/2007 09:43
Matrix: SOIL
Dilution Factor: 3.000

ZB5 Col RT	ZB5 Col Shift	ZB5 Col Response	ZB35 Col RT	ZB35 Col Shift	ZB35 Col Response	ZB5 on col	ZB35 on col	RPD	Compound/Flag
4.522	-0.001	4224205	4.605	0.000	3183085	11.0	11.8	7.6	Tetrachloro-m-xylene M
11.133	-0.002	3453966	11.495	-0.001	1854090	12.1	12.7	5.1	DecachlorobiphenylN

* Indicates RPD > 40%
M Indicates Column 1 peak was manually integrated
N Indicates Column 2 peak was manually integrated

SURROGATE PERCENT RECOVERY

SURROGATE	Col1	Col2
Tetrachloro-m-xylene	82.1	88.6
Decachlorobiphenyl	90.8	95.6

INTERNAL STANDARD SUMMARY

Column 1

Standard Cpnd	Standard Area*	Sample Area	%D
Bromo-Nitrobenzene	31569414	29440958	-6.7
Hexabromobiphenyl	9983366	8981736	-10.0

Column 2

Standard Cpnd	Standard Area*	Sample Area	%D
Bromo-Nitrobenzene	20324893	20496114	0.8
Hexabromobiphenyl	6610345	6059703	-8.3

* Standard Areas taken from Initial Cal Level 3
Initial Calibration Date: 16-OCT-2007
<- Indicates standard response outside Limits (-50 to +100%)

Aroclor	Peak#	ZB5 Col RT	Shift	Area	Amount	Peak#	ZB35 Col RT	Shift	Area	Amount
Aroclor-1016	1	5.692	-0.004	342838	36.9	1	5.824	0.000	264416	26.1
Aroclor-1016	2	5.993	0.002	551157	19.6	2	6.293	0.000	341148	15.9
Aroclor-1016	3	6.102	0.000	373193	30.3	3	6.453	0.000	70000	8.2
Aroclor-1016	4	6.356	-0.001	2529051	334.7	4	6.991	0.001	822201	122.4
	Total Col1Ave (4 peaks):				105.4		Total Col2Ave (4 peaks):			43.1 RPD = 84*
	Corrected Ave (3 peaks):				28.9		Corrected Ave (3 peaks):			16.7 RPD = 53*
Aroclor-1221	1	4.827	0.044	117640	29.0	1	5.032	-0.034	120532	36.1
Aroclor-1221	2	4.914	0.005	92357	34.2	2	5.293	0.053	669607	348.4
Aroclor-1221	3	4.994	0.008	145919	16.0	3	---			0.0
Aroclor-1221	NS	---			----	4	5.824	-0.012	264416	111.6
	Total Col1Ave (3 peaks):				26.4		Total Col2Ave (3 peaks):			165.4 RPD = 145*
	Corrected Ave (3 peaks):				26.4		Corrected Ave: < 3 Peaks			
Aroclor-1232	1	4.994	0.011	145919	19.0	1	5.293	-0.030	669607	134.6
Aroclor-1232	2	5.692	-0.004	342838	82.1	2	5.824	-0.001	264416	53.0
Aroclor-1232	3	5.993	0.002	551157	44.3	3	6.293	-0.001	341148	36.1
Aroclor-1232	4	6.102	-0.002	373193	66.1	4	6.588	-0.001	104065	44.0
	Total Col1Ave (4 peaks):				52.9		Total Col2Ave (4 peaks):			66.9 RPD = 23
	Corrected Ave (4 peaks):				52.9		Corrected Ave (3 peaks):			44.4 RPD = 18
Aroclor-1242	1	5.692	-0.004	342838	45.8	1	5.293	-0.030	669607	162.2
Aroclor-1242	2	5.993	0.001	551157	24.5	2	5.824	0.000	264416	32.7
Aroclor-1242	3	6.102	-0.002	373193	37.5	3	6.293	0.000	341148	20.3
Aroclor-1242	4	6.732	-0.004	574086	60.3	4	6.453	0.000	70000	10.4
Aroclor-1242	NS	---			----	5	7.349	0.000	1209796	187.6
	Total Col1Ave (4 peaks):				42.0		Total Col2Ave (5 peaks):			82.6 RPD = 65*
	Corrected Ave (4 peaks):				42.0		Corrected Ave (3 peaks):			21.1 RPD = 66*
Aroclor-1248	1	5.993	0.001	551157	33.6	1	6.293	0.002	341148	27.0
Aroclor-1248	2	6.102	-0.003	373193	59.8	2	6.655	0.000	1202318	171.7
Aroclor-1248	3	6.356	-0.002	2529051	259.7	3	6.991	0.001	822201	100.0
Aroclor-1248	4	6.732	-0.004	574086	40.0	4	7.349	0.000	1209796	106.3
Aroclor-1248	5	7.075	0.001	4983042	262.4	NS	---			----
	Total Col1Ave (5 peaks):				131.1		Total Col2Ave (4 peaks):			101.3 RPD = 26
	Corrected Ave (3 peaks):				44.5		Corrected Ave (4 peaks):			101.3 RPD = 78*
Aroclor-1254	1	7.321	-0.001	7514753	358.3	1	7.597	0.000	4290392	367.3
Aroclor-1254	2	7.630	-0.002	4644679	359.7	2	8.034	-0.002	3038122	341.4
Aroclor-1254	3	7.741	-0.004	9500139	370.3	3	8.160	-0.002	7332209	382.5
Aroclor-1254	4	8.024	-0.008	11473910	415.5	4	8.362	-0.002	7989299	412.9
Aroclor-1254	5	8.331	-0.005	6598590	406.7	5	8.814	-0.003	4447168	408.5
	Total Col1Ave (5 peaks):				382.1		Total Col2Ave (5 peaks):			382.5 RPD = 0
	Corrected Ave (5 peaks):				382.1		Corrected Ave (5 peaks):			382.5 RPD = 0
Aroclor-1260	1	8.779	-0.001	1451873	90.2	1	9.071	-0.002	800642	85.8
Aroclor-1260	2	9.047	-0.001	1339992	98.3	2	9.141	0.001	1106087	209.5
Aroclor-1260	3	9.348	-0.001	3611017	100.6	3	9.665	0.001	2389061	107.3
Aroclor-1260	4	9.688	-0.002	2304731	138.8	4	10.104	0.001	600260	99.8
Aroclor-1260	5	9.839	-0.001	741524	72.1	5	10.152	-0.002	1874167	135.1
	Total Col1Ave (5 peaks):				100.0		Total Col2Ave (5 peaks):			127.5 RPD = 24
	Corrected Ave (5 peaks):				100.0		Corrected Ave (5 peaks):			127.5 RPD = 24
Aroclor-1262	1	9.047	-0.003	1339992	73.1	1	9.071	-0.003	800642	52.6
Aroclor-1262	2	9.348	-0.003	3611017	78.2	2	9.665	-0.001	2389061	84.8
Aroclor-1262	3	9.688	-0.003	2304731	163.4	3	10.104	0.002	600260	50.5
Aroclor-1262	4	9.839	-0.003	741524	36.6	4	10.152	-0.005	1874167	102.4
Aroclor-1262	5	10.382	-0.004	1218084	79.3	5	10.743	-0.002	523136	58.2
	Total Col1Ave (5 peaks):				86.1		Total Col2Ave (5 peaks):			69.7 RPD = 21
	Corrected Ave (4 peaks):				66.8		Corrected Ave (5 peaks):			69.7 RPD = 4
Aroclor-1268	1	9.776	-0.002	585042	11.5	1	10.104	0.004	600260	21.3
Aroclor-1268	2	9.839	0.001	741524	15.3	2	10.152	-0.006	1874167	70.2
Aroclor-1268	3	10.179	0.018	459021	11.2	3	10.500	0.007	46789	2.2

Aroclor-1268	4	10.809	0.010	786127	7.2	4	11.150	-0.001	116200	1.9	
	Total Col1Ave (4 peaks):			11.3		Total Col2Ave (4 peaks):			23.9	RPD =	72*
	Corrected Ave (4 peaks):			11.3		Corrected Ave (3 peaks):			8.5	RPD =	28

Total PCB Area Col1 (4.623 - 11.035) = 122342045 Col1 Total PCB = 0.6 ppm*

Total PCB Area Col2 (4.705 - 11.396) = 81520840 Col2 Total PCB = 0.5 ppm*

* Quantitated against AR1660 0.25ppm in Ical

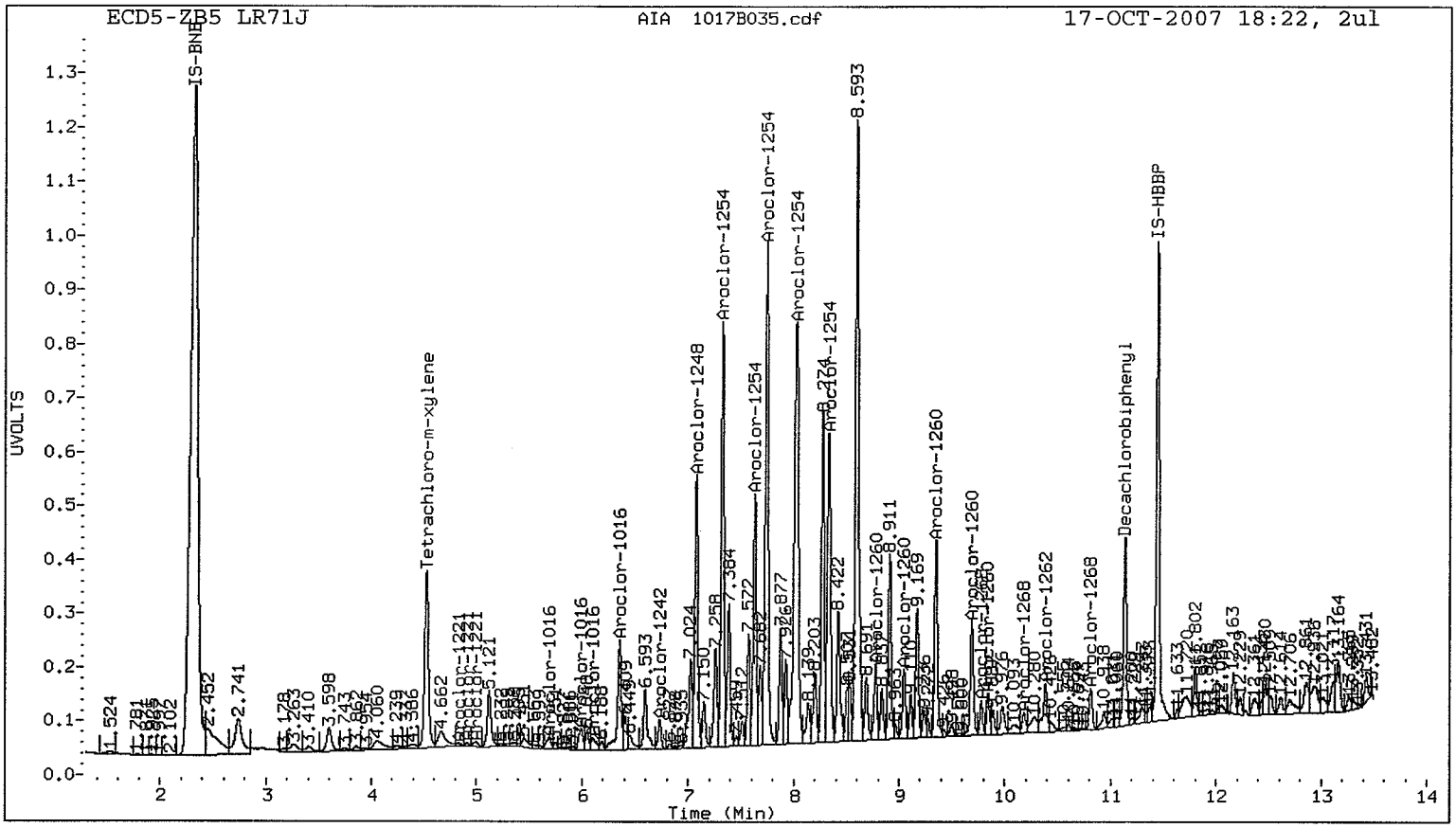
ECD5-ZB5 LR71J
AIA 1017B035.cdf
17-OCT-2007 18:22, 2ul
UVOLTS
Time (Min)
IS-BNB
Tetrachloro-m-xylene
Aroclor-1016
Aroclor-1221
Aroclor-1232
Aroclor-1242
Aroclor-1248
Aroclor-1254
Aroclor-1260
Aroclor-1262
Aroclor-1268
Decachlorobiphenyl
IS-HBBP

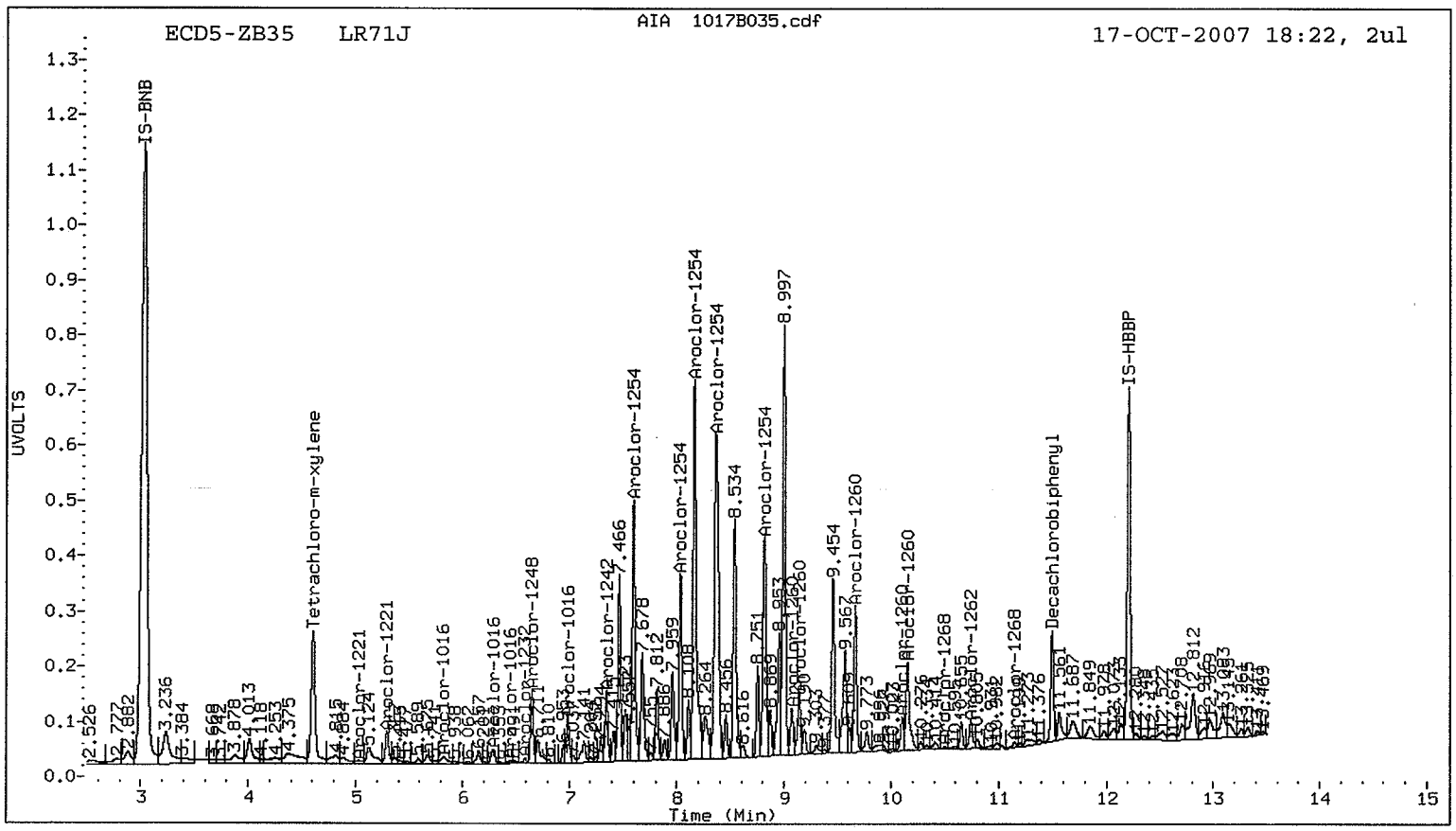
ECD5-ZB35 LR71J
AIA 1017B035.cdf
17-OCT-2007 18:22, 2ul
UVOLTS
Time (Min)
IS-BNB
Tetrachloro-m-xylene
Aroclor-1016
Aroclor-1221
Aroclor-1232
Aroclor-1242
Aroclor-1248
Aroclor-1254
Aroclor-1260
Aroclor-1262
Aroclor-1268
Decachlorobiphenyl
IS-HBBP

ANALYTICAL RESOURCES INCORPORATED

ORGANICS ANALYSIS DATA SHEET
PSDDA PCB by GC/ECD
Page 1 of 1

Sample ID: AN-SS-08
SAMPLE

Lab Sample ID: LR71K
LIMS ID: 07-20776
Matrix: Sediment
Data Release Authorized:
Reported: 10/19/07

QC Report No: LR71-Anchor Environmental, LLC
Project: Kimberly Clark Anacortes

Date Sampled: 09/27/07
Date Received: 09/29/07

Date Extracted: 10/11/07
Date Analyzed: 10/18/07 09:53
Instrument/Analyst: ECD5/PK
GPC Cleanup: No
Sulfur Cleanup: Yes
Acid Cleanup: Yes
Florisil Cleanup: No

Sample Amount: 0.61 g-dry-wt
Final Extract Volume: 1.0 mL
Dilution Factor: 1.00
Silica Gel: No

Percent Moisture: 41.2%

CAS Number	Analyte	RL	Result
12674-11-2	Aroclor 1016	82	< 82 U
53469-21-9	Aroclor 1242	82	< 82 U
12672-29-6	Aroclor 1248	82	< 82 U
11097-69-1	**Aroclor 1254**	**82**	**100**
11096-82-5	Aroclor 1260	82	< 82 U
11104-28-2	Aroclor 1221	82	< 82 U
11141-16-5	Aroclor 1232	82	< 82 U

Reported in µg/kg (ppb)

PCB Surrogate Recovery

Decachlorobiphenyl	98.8%
Tetrachlorometaxylene	76.2%

Analytical Resources Inc.
Dual Column PCB Quantitation Report

Data file 1: 20071016.b/1018-1.b/1018B003.d
Data file 2: 20071016.b/1018-2.b/1018B003.d
Method: /chem2/ecd5.i/20071016.b/PCB1.m
Compound Sublist: PCB
Instrument, Inj. Vol.: ecd5.i, 2ul
Quant Method: Internal Std

ARI ID: LR71K
Client ID: AN-SS-08
Injection Date: 18-OCT-2007 09:53
Report Date: 10/18/2007 15:33
Matrix: SOIL
Dilution Factor: 1.000

ZB5 Col RT	ZB5 Col Shift	ZB5 Col Response	ZB35 Col RT	ZB35 Col Shift	ZB35 Col Response	ZB5 on col	ZB35 on col	RPD	Compound/Flag
4.528	0.005	11352746	4.608	0.003	7836083	30.5	30.5	0.2	Tetrachloro-m-xylene M
11.137	0.002	9808478	11.497	0.001	5438026	38.2	39.5	3.2	Decachlorobiphenyl M

* Indicates RPD > 40%
M Indicates Column 1 peak was manually integrated
N Indicates Column 2 peak was manually integrated

SURROGATE PERCENT RECOVERY

SURROGATE	Col1	Col2
Tetrachloro-m-xylene	76.1	76.3
Decachlorobiphenyl	95.6	98.7

INTERNAL STANDARD SUMMARY

Column 1

Standard Cpnd	Standard Area*	Sample Area	%D
Bromo-Nitrobenzene	31569414	28444578	-9.9
Hexabromobiphenyl	9983366	8078427	-19.1

Column 2

Standard Cpnd	Standard Area*	Sample Area	%D
Bromo-Nitrobenzene	20324893	19525495	-3.9
Hexabromobiphenyl	6610345	5733646	-13.3

* Standard Areas taken from Initial Cal Level 3
Initial Calibration Date: 16-OCT-2007
<- Indicates standard response outside Limits (-50 to +100%)

Aroclor	Peak#	RT	ZB5 Col Shift	Area	Amount	Peak#	RT	ZB35 Col Shift	Area	Amount
Aroclor-1016	1	5.700	0.004	300869	33.5	1	5.828	0.003	171128	17.7
Aroclor-1016	2	5.992	0.001	375476	13.8	2	6.296	0.003	248267	12.2
Aroclor-1016	3	6.109	0.007	123435	10.4	3	6.449	-0.004	143450	17.6
Aroclor-1016	4	6.360	0.003	302085	41.4	4	6.991	0.001	190232	29.7
Total Col1Ave (4 peaks):				24.8		Total Col2Ave (4 peaks):			19.3	RPD = 25
Corrected Ave (4 peaks):				24.8		Corrected Ave (4 peaks):			19.3	RPD = 25
Aroclor-1221	1	4.780	-0.003	204046	52.0	1	5.034	-0.032	99694	31.4
Aroclor-1221	2	4.919	0.010	230077	88.1	2	5.208	-0.032	155955	85.2
Aroclor-1221	3	4.995	0.009	158584	18.0	3	5.281	-0.041	128827	23.1
Aroclor-1221	NS	---			----	4	5.828	-0.009	171128	75.8
Total Col1Ave (3 peaks):				52.7		Total Col2Ave (4 peaks):			53.9	RPD = 2
Corrected Ave (3 peaks):				52.7		Corrected Ave (4 peaks):			53.9	RPD = 2
Aroclor-1232	1	4.995	0.011	158584	21.4	1	5.281	-0.041	128827	27.2
Aroclor-1232	2	5.700	0.004	300869	74.6	2	5.828	0.002	171128	36.0
Aroclor-1232	3	5.992	0.002	375476	31.2	3	6.296	0.002	248267	27.6
Aroclor-1232	4	6.109	0.005	123435	22.6	4	6.593	0.003	82088	36.4
Total Col1Ave (4 peaks):				37.5		Total Col2Ave (4 peaks):			31.8	RPD = 16
Corrected Ave (3 peaks):				25.1		Corrected Ave (4 peaks):			31.8	RPD = 24
Aroclor-1242	1	5.700	0.004	300869	41.6	1	5.281	-0.041	128827	32.8
Aroclor-1242	2	5.992	0.001	375476	17.3	2	5.828	0.003	171128	22.2
Aroclor-1242	3	6.109	0.005	123435	12.8	3	6.296	0.003	248267	15.5
Aroclor-1242	4	6.737	0.002	253927	27.6	4	6.449	-0.004	143450	22.4
Aroclor-1242	NS	---			----	5	7.350	0.001	323240	52.6
Total Col1Ave (4 peaks):				24.8		Total Col2Ave (5 peaks):			29.1	RPD = 16
Corrected Ave (4 peaks):				24.8		Corrected Ave (4 peaks):			23.2	RPD = 7
Aroclor-1248	1	5.992	0.000	375476	23.7	1	6.296	0.005	248267	20.6
Aroclor-1248	2	6.109	0.004	123435	20.5	2	6.656	0.001	271174	40.7
Aroclor-1248	3	6.360	0.003	302085	32.1	3	6.991	0.002	190232	24.3
Aroclor-1248	4	6.737	0.001	253927	18.3	4	7.350	0.001	323240	29.8
Aroclor-1248	5	7.077	0.003	817471	44.6	NS	---			----
Total Col1Ave (5 peaks):				27.8		Total Col2Ave (4 peaks):			28.8	RPD = 4
Corrected Ave (5 peaks):				27.8		Corrected Ave (4 peaks):			28.8	RPD = 4
Aroclor-1254	1	7.324	0.001	1393566	68.8	1	7.598	0.001	454955	40.9
Aroclor-1254	2	7.633	0.001	701887	56.3	2	8.035	-0.001	440239	51.9
Aroclor-1254	3	7.745	0.000	1482773	59.8	3	8.162	0.000	895842	49.1
Aroclor-1254	4	8.031	-0.001	1694094	63.5	4	8.362	-0.002	1079899	58.6
Aroclor-1254	5	8.339	0.003	1024007	65.3	5	8.813	-0.004	630885	60.8
Total Col1Ave (5 peaks):				62.7		Total Col2Ave (5 peaks):			52.3	RPD = 18
Corrected Ave (5 peaks):				62.7		Corrected Ave (5 peaks):			52.3	RPD = 18
Aroclor-1260	1	8.779	-0.001	148302	10.2	1	9.073	0.001	60841	6.9
Aroclor-1260	2	9.051	0.003	180908	14.8	2	9.141	0.001	99378	19.9
Aroclor-1260	3	9.361	0.013	1431376	44.3	3	9.669	0.005	191189	9.1
Aroclor-1260	4	9.686	-0.003	230225	15.4	4	10.075	-0.028	547315	96.2
Aroclor-1260	5	9.844	0.004	98044	10.6	5	10.155	0.001	106008	8.1
Total Col1Ave (5 peaks):				19.1		Total Col2Ave (5 peaks):			28.0	RPD = 38
Corrected Ave (4 peaks):				12.8		Corrected Ave (4 peaks):			11.0	RPD = 15
Aroclor-1262	1	9.051	0.002	180908	11.0	1	9.073	-0.001	60841	4.2
Aroclor-1262	2	9.361	0.011	1431376	34.5	2	9.669	0.003	191189	7.2
Aroclor-1262	3	9.686	-0.004	230225	18.1	3	10.075	-0.027	547315	48.7
Aroclor-1262	4	9.844	0.002	98044	5.4	4	10.155	-0.003	106008	6.1
Aroclor-1262	5	10.391	0.006	450582	32.6	5	10.740	-0.006	208832	24.6
Total Col1Ave (5 peaks):				20.3		Total Col2Ave (5 peaks):			18.2	RPD = 11
Corrected Ave (5 peaks):				20.3		Corrected Ave (4 peaks):			10.5	RPD = 64*
Aroclor-1268	1	9.785	0.007	143191	3.1	1	10.075	-0.026	547315	20.6
Aroclor-1268	2	9.844	0.006	98044	2.2	2	10.155	-0.004	106008	4.2
Aroclor-1268	3	10.181	0.019	31909	0.9	3	10.576	0.083	1189415	59.8

Aroclor-1268	4	10.814	0.014	721537	7.3	4	11.113	-0.039	83047	1.4

Total Col1Ave (4 peaks): 3.4 Total Col2Ave (4 peaks): 21.5 RPD = 146*

Corrected Ave (3 peaks): 2.1 Corrected Ave (3 peaks): 8.7 RPD = 123*

Total PCB Area Col1 (4.623 - 11.035) = 28090392 Col1 Total PCB = 0.1 ppm*

Total PCB Area Col2 (4.705 - 11.396) = 18451591 Col2 Total PCB = 0.1 ppm*

* Quantitated against AR1660 0.25ppm in Ical

PCB-Form 10 Mod.

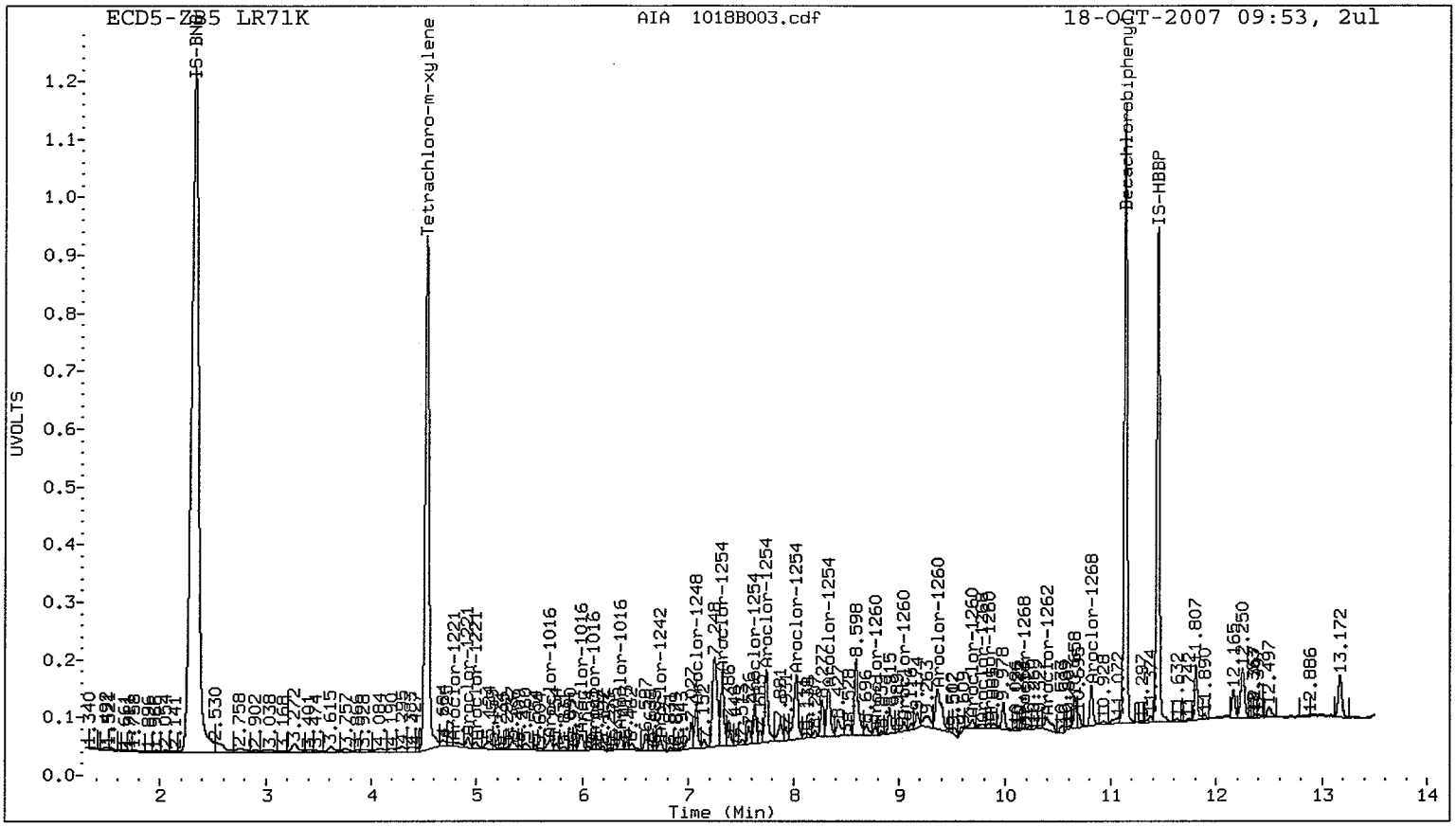
ECD5-ZB5 LR71K
AIA 1018B003.cdf
18-OCT-2007 09:53, 2ul
IS-BNB
Tetrachloro-m-xylene
IS-HBBP
UVOLTS
Time (Min)

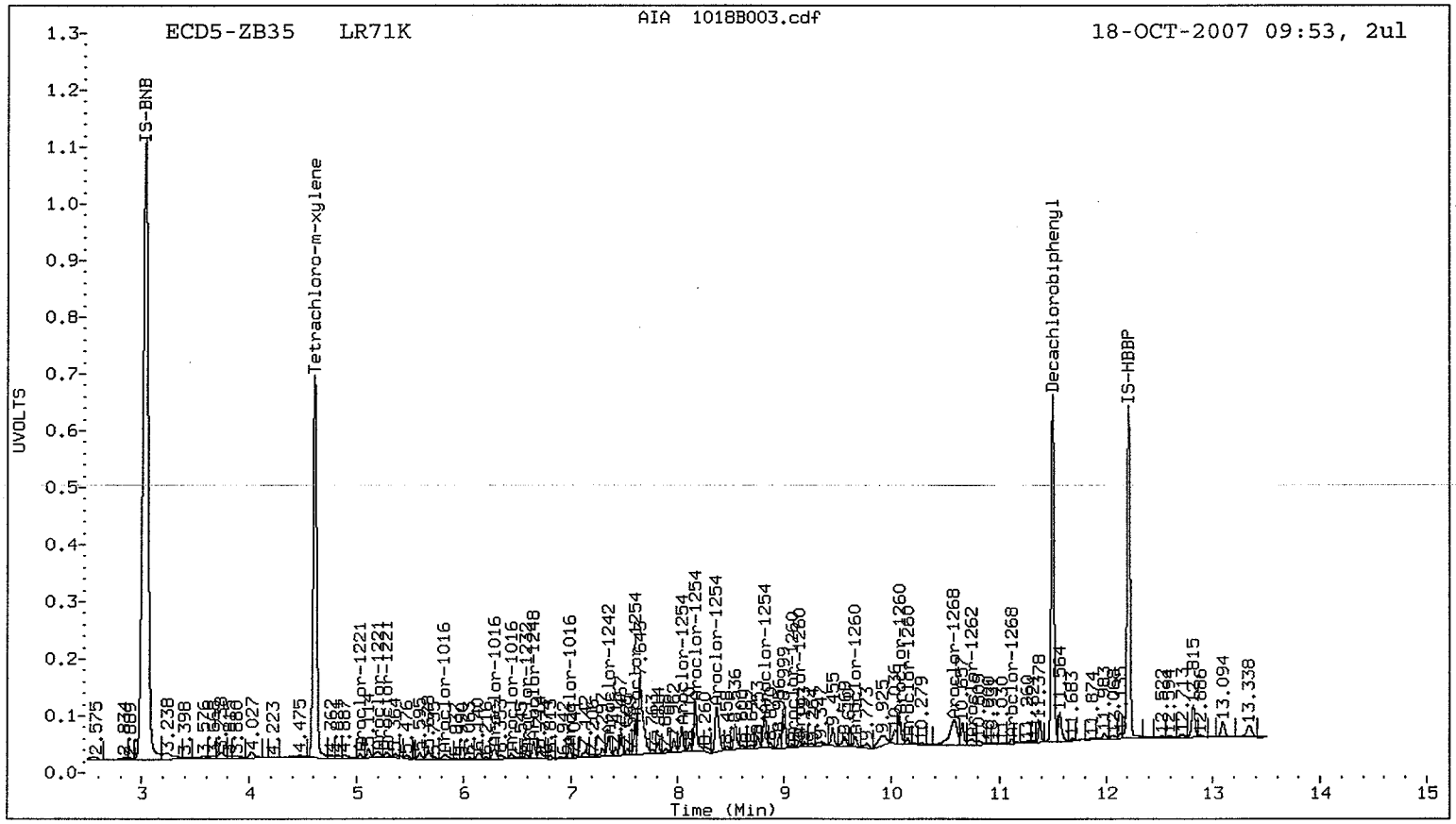
ECD5-ZB35 LR71K
AIA 1018B003.cdf
18-OCT-2007 09:53, 2ul
IS-BNB
Tetrachloro-m-xylene
Decachlorobiphenyl
IS-HBBP
UVOLTS
Time (Min)

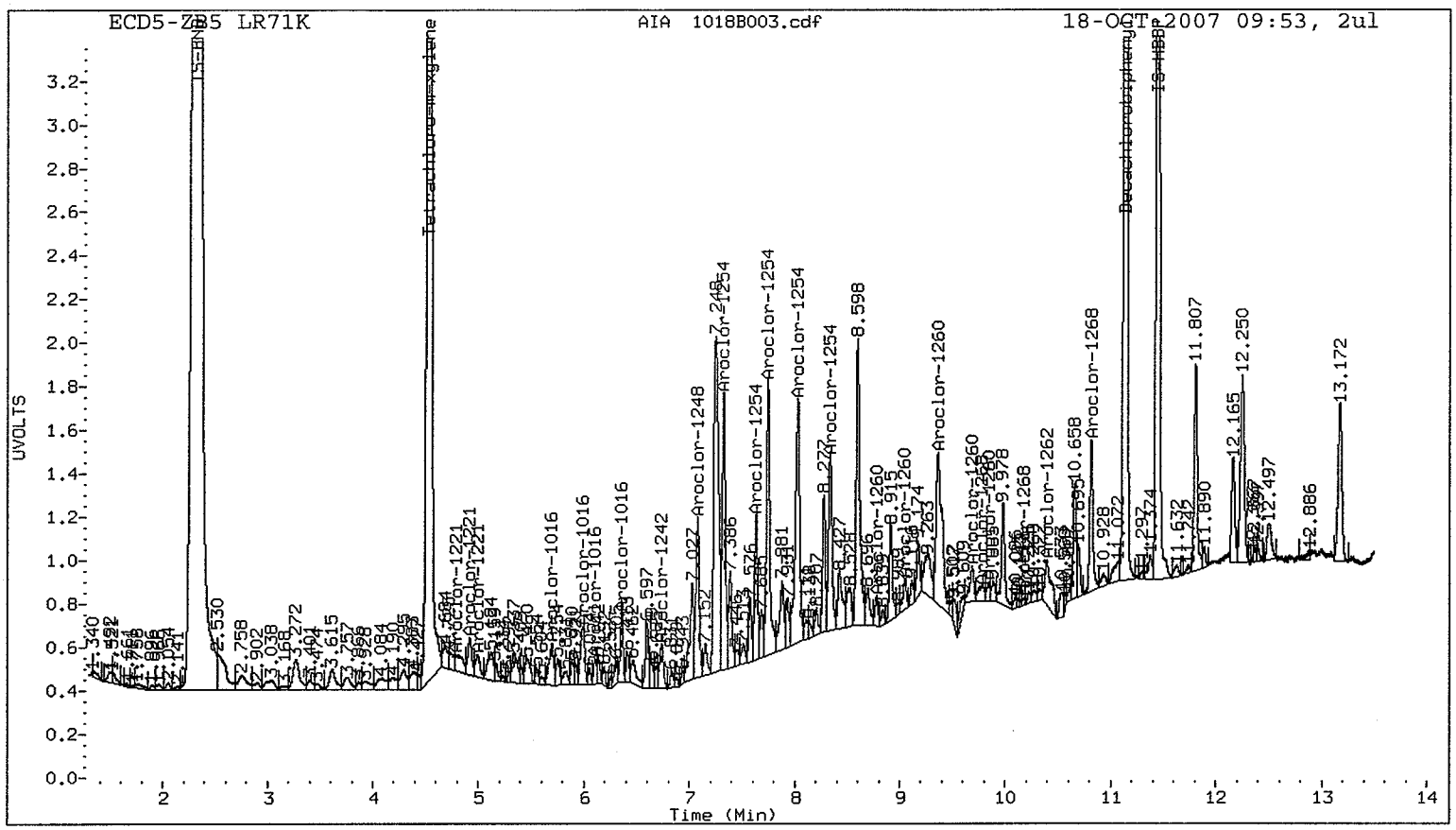
ECD5-ZB5 LR71K
AIA 1018B003.cdf
18-OCT-2007 09:53, 2ul
UVOLTS
Time (Min)
IS=BNB
Tetrachloro-m-xylene
Decachlorobiphenyl
IS=HBBP
Aroclor-1221
Aroclor-1016
Aroclor-1242
Aroclor-1248
Aroclor-1254
Aroclor-1260
Aroclor-1262
Aroclor-1268

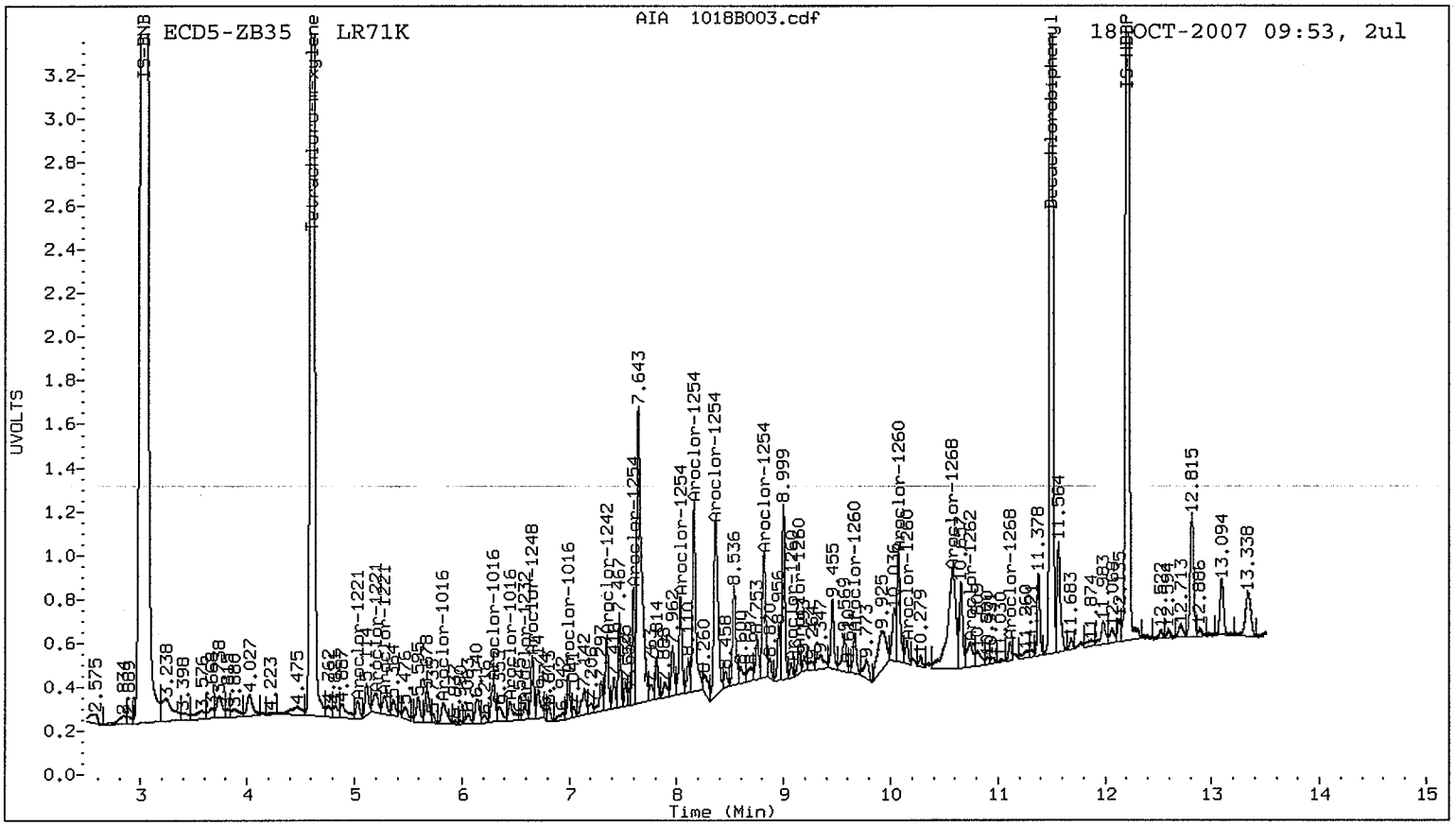
ECD5-ZB35 LR71K
AIA 1018B003.cdf
18-OCT-2007 09:53, 2ul
UVOLTS
Time (Min)
IS=BNB
Tetrachloro-m-xylene
Decachlorobiphenyl
IS=HBBP
Aroclor-1221
Aroclor-1016
Aroclor-1242
Aroclor-1248
Aroclor-1254
Aroclor-1260
Aroclor-1262
Aroclor-1268

ANALYTICAL RESOURCES INCORPORATED

ORGANICS ANALYSIS DATA SHEET
PSDDA PCB by GC/ECD
Page 1 of 1

Sample ID: AN-SS-09
SAMPLE

Lab Sample ID: LR71L
LIMS ID: 07-20777
Matrix: Sediment
Data Release Authorized:
Reported: 10/19/07

QC Report No: LR71-Anchor Environmental, LLC
Project: Kimberly Clark Anacortes

Date Sampled: 09/27/07
Date Received: 09/29/07

Date Extracted: 10/11/07
Date Analyzed: 10/18/07 10:10
Instrument/Analyst: ECD5/PK
GPC Cleanup: No
Sulfur Cleanup: Yes
Acid Cleanup: Yes
Florisil Cleanup: No

Sample Amount: 0.71 g-dry-wt
Final Extract Volume: 1.0 mL
Dilution Factor: 1.00
Silica Gel: No

Percent Moisture: 34.1%

CAS Number	Analyte	RL	Result
12674-11-2	Aroclor 1016	70	< 70 U
53469-21-9	Aroclor 1242	70	< 70 U
12672-29-6	Aroclor 1248	70	< 70 U
11097-69-1	**Aroclor 1254**	**70**	**99**
11096-82-5	Aroclor 1260	70	< 70 U
11104-28-2	Aroclor 1221	70	< 70 U
11141-16-5	Aroclor 1232	70	< 70 U

Reported in µg/kg (ppb)

PCB Surrogate Recovery

Decachlorobiphenyl	94.0%
Tetrachlorometaxylene	70.0%

Analytical Resources Inc.
Dual Column PCB Quantitation Report

Data file 1: 20071016.b/1018-1.b/1018B004.d
Data file 2: 20071016.b/1018-2.b/1018B004.d
Method: /chem2/ecd5.i/20071016.b/PCB1.m
Compound Sublist: PCB
Instrument, Inj. Vol.: ecd5.i, 2ul
Quant Method: Internal Std

ARI ID: LR71L
Client ID: AN-SS-09
Injection Date: 18-OCT-2007 10:10
Report Date: 10/18/2007 15:33
Matrix: SOIL
Dilution Factor: 1.000

ZB5 Col RT	ZB5 Col Shift	ZB5 Col Response	ZB35 Col RT	ZB35 Col Shift	ZB35 Col Response	ZB5 on col	ZB35 on col	RPD	Compound/Flag
4.525	0.002	11085187	4.607	0.001	7694598	28.0	27.9	0.3	Tetrachloro-m-xylene MN
11.134	-0.001	10140313	11.496	0.000	5430965	37.6	37.6	0.0	Decachlorobiphenyl

* Indicates RPD > 40%
M Indicates Column 1 peak was manually integrated
N Indicates Column 2 peak was manually integrated

SURROGATE PERCENT RECOVERY

SURROGATE	Col1	Col2
Tetrachloro-m-xylene	69.9	69.7
Decachlorobiphenyl	94.1	94.1

INTERNAL STANDARD SUMMARY

Column 1

Standard Cpnd	Standard Area*	Sample Area	%D
Bromo-Nitrobenzene	31569414	30235999	-4.2
Hexabromobiphenyl	9983366	8481610	-15.0

Column 2

Standard Cpnd	Standard Area*	Sample Area	%D
Bromo-Nitrobenzene	20324893	20977271	3.2
Hexabromobiphenyl	6610345	6008669	-9.1

* Standard Areas taken from Initial Cal Level 3
Initial Calibration Date: 16-OCT-2007
<- Indicates standard response outside Limits (-50 to +100%)

Aroclor	Peak#	ZB5 Col RT	Shift	Area	Amount	Peak#	ZB35 Col RT	Shift	Area	Amount
Aroclor-1016	1	5.692	-0.004	374537	39.2	1	5.829	0.005	384791	37.1
Aroclor-1016	2	5.989	-0.002	441122	15.3	2	6.295	0.003	341285	15.6
Aroclor-1016	3	6.105	0.002	163520	12.9	3	6.452	-0.001	142773	16.3
Aroclor-1016	4	6.359	0.002	558050	71.9	4	6.990	0.000	297255	43.2
	Total Col1Ave (4 peaks):			34.8		Total Col2Ave (4 peaks):			28.1	RPD = 22
	Corrected Ave (3 peaks):			22.5		Corrected Ave (4 peaks):			28.1	RPD = 22
Aroclor-1221	1	4.825	0.042	157793	37.9	1	5.027	-0.039	151611	44.4
Aroclor-1221	2	4.914	0.005	214516	77.3	2	5.210	-0.030	317708	161.5
Aroclor-1221	3	4.989	0.003	184892	19.7	3	5.323	0.000	21346	3.6
Aroclor-1221	NS	---			----	4	5.829	-0.007	384791	158.7
	Total Col1Ave (3 peaks):			44.9		Total Col2Ave (4 peaks):			92.0	RPD = 69*
	Corrected Ave: < 3 Peaks					Corrected Ave: < 3 Peaks				
Aroclor-1232	1	4.989	0.005	184892	23.5	1	5.323	0.000	21346	4.2
Aroclor-1232	2	5.692	-0.004	374537	87.3	2	5.829	0.004	384791	75.3
Aroclor-1232	3	5.989	-0.002	441122	34.5	3	6.295	0.002	341285	35.3
Aroclor-1232	4	6.105	0.000	163520	28.2	4	6.587	-0.003	89919	37.2
	Total Col1Ave (4 peaks):			43.4		Total Col2Ave (4 peaks):			38.0	RPD = 13
	Corrected Ave (3 peaks):			28.7		Corrected Ave (3 peaks):			25.6	RPD = 12
Aroclor-1242	1	5.692	-0.004	374537	48.7	1	5.323	0.000	21346	5.1
Aroclor-1242	2	5.989	-0.003	441122	19.1	2	5.829	0.005	384791	46.5
Aroclor-1242	3	6.105	0.000	163520	16.0	3	6.295	0.002	341285	19.8
Aroclor-1242	4	6.733	-0.002	347070	35.5	4	6.452	-0.001	142773	20.7
Aroclor-1242	NS	---			----	5	7.349	0.000	527497	79.9
	Total Col1Ave (4 peaks):			29.8		Total Col2Ave (5 peaks):			34.4	RPD = 14
	Corrected Ave (4 peaks):			29.8		Corrected Ave (4 peaks):			23.0	RPD = 26
Aroclor-1248	1	5.989	-0.003	441122	26.2	1	6.295	0.004	341285	26.4
Aroclor-1248	2	6.105	-0.001	163520	25.5	2	6.655	-0.001	428290	59.8
Aroclor-1248	3	6.359	0.001	558050	55.8	3	6.990	0.000	297255	35.3
Aroclor-1248	4	6.733	-0.003	347070	23.6	4	7.349	0.000	527497	45.3
Aroclor-1248	5	7.073	-0.001	1280136	65.6	NS	---			----
	Total Col1Ave (5 peaks):			39.3		Total Col2Ave (4 peaks):			41.7	RPD = 6
	Corrected Ave (5 peaks):			39.3		Corrected Ave (4 peaks):			41.7	RPD = 6
Aroclor-1254	1	7.322	-0.001	1509303	70.1	1	7.597	-0.001	811832	67.9
Aroclor-1254	2	7.630	-0.002	941969	71.0	2	8.033	-0.002	624670	68.6
Aroclor-1254	3	7.741	-0.004	1891421	71.8	3	8.160	-0.002	1358292	69.2
Aroclor-1254	4	8.027	-0.005	1943778	68.5	4	8.358	-0.006	1336161	67.5
Aroclor-1254	5	8.338	0.002	1194669	71.7	5	8.812	-0.005	797439	71.6
	Total Col1Ave (5 peaks):			70.6		Total Col2Ave (5 peaks):			69.0	RPD = 2
	Corrected Ave (5 peaks):			70.6		Corrected Ave (5 peaks):			69.0	RPD = 2
Aroclor-1260	1	8.779	-0.001	153460	10.1	1	9.072	0.000	77529	8.4
Aroclor-1260	2	9.048	0.000	126906	9.9	2	9.140	0.000	131373	25.1
Aroclor-1260	3	9.349	0.001	408633	12.1	3	9.663	-0.001	260257	11.8
Aroclor-1260	4	9.688	-0.002	279248	17.8	4	10.073	-0.030	330676	55.4
Aroclor-1260	5	9.840	0.000	89907	9.3	5	10.151	-0.003	143074	10.4
	Total Col1Ave (5 peaks):			11.8		Total Col2Ave (5 peaks):			22.2	RPD = 61*
	Corrected Ave (5 peaks):			11.8		Corrected Ave (4 peaks):			13.9	RPD = 16
Aroclor-1262	1	9.048	-0.001	126906	7.3	1	9.072	-0.002	77529	5.1
Aroclor-1262	2	9.349	-0.001	408633	9.4	2	9.663	-0.003	260257	9.3
Aroclor-1262	3	9.688	-0.003	279248	21.0	3	10.073	-0.030	330676	28.1
Aroclor-1262	4	9.840	-0.002	89907	4.7	4	10.151	-0.006	143074	7.9
Aroclor-1262	5	10.387	0.001	131156	9.0	5	10.740	-0.006	95942	10.8
	Total Col1Ave (5 peaks):			10.3		Total Col2Ave (5 peaks):			12.2	RPD = 17
	Corrected Ave (4 peaks):			7.6		Corrected Ave (4 peaks):			8.3	RPD = 8
Aroclor-1268	1	9.774	-0.004	94877	2.0	1	10.073	-0.028	330676	11.9
Aroclor-1268	2	9.840	0.002	89907	2.0	2	10.151	-0.007	143074	5.4
Aroclor-1268	3	10.172	0.011	48399	1.2	3	10.417	-0.076	18937	0.9

Aroclor-1268	4	10.812	0.013	792726	7.6	4	11.152	0.001	26591	0.4

Total Col1Ave (4 peaks): 3.2 Total Col2Ave (4 peaks): 4.7 RPD = 37

Corrected Ave (3 peaks): 1.7 Corrected Ave (3 peaks): 2.2 RPD = 26

Total PCB Area Col1 (4.623 - 11.035) = 28044673 Col1 Total PCB = 0.1 ppm*

Total PCB Area Col2 (4.705 - 11.396) = 19654741 Col2 Total PCB = 0.1 ppm*

* Quantitated against AR1660 0.25ppm in Ical

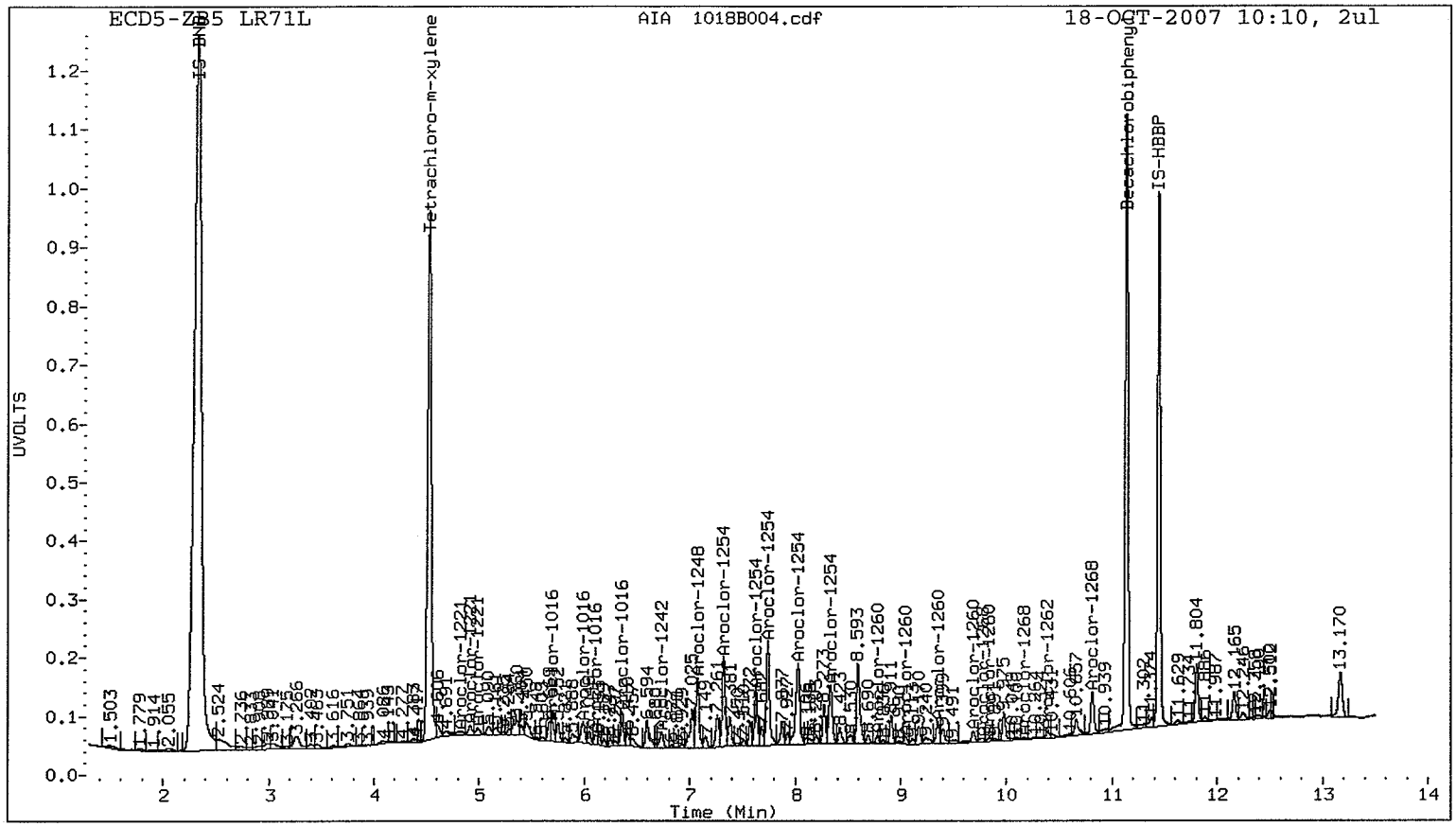
ECD5-ZB5 LR71L
AIA 1018B004.cdf
18-OCT-2007 10:10, 2ul
IS-BNB
Tetrachloro-m-xylene
Decachlorobiphenyl
IS-HBBP
UVOLTS
Time (Min)

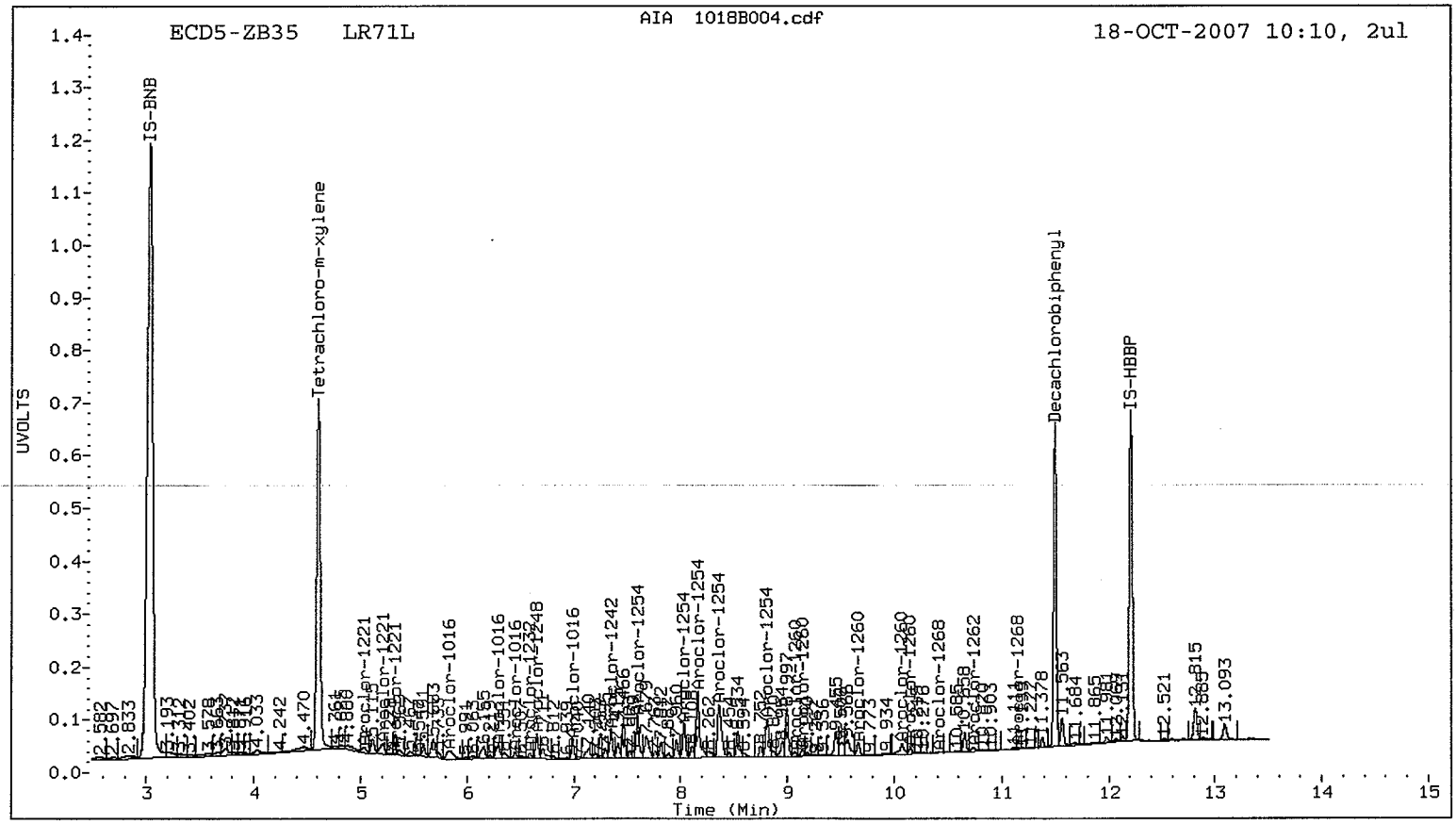
ECD5-ZB35 LR71L
AIA 1018B004.cdf
18-OCT-2007 10:10, 2ul
IS-BNB
Tetrachloro-m-xylene
Decachlorobiphenyl
IS-HBBP
UVOLTS
Time (Min)

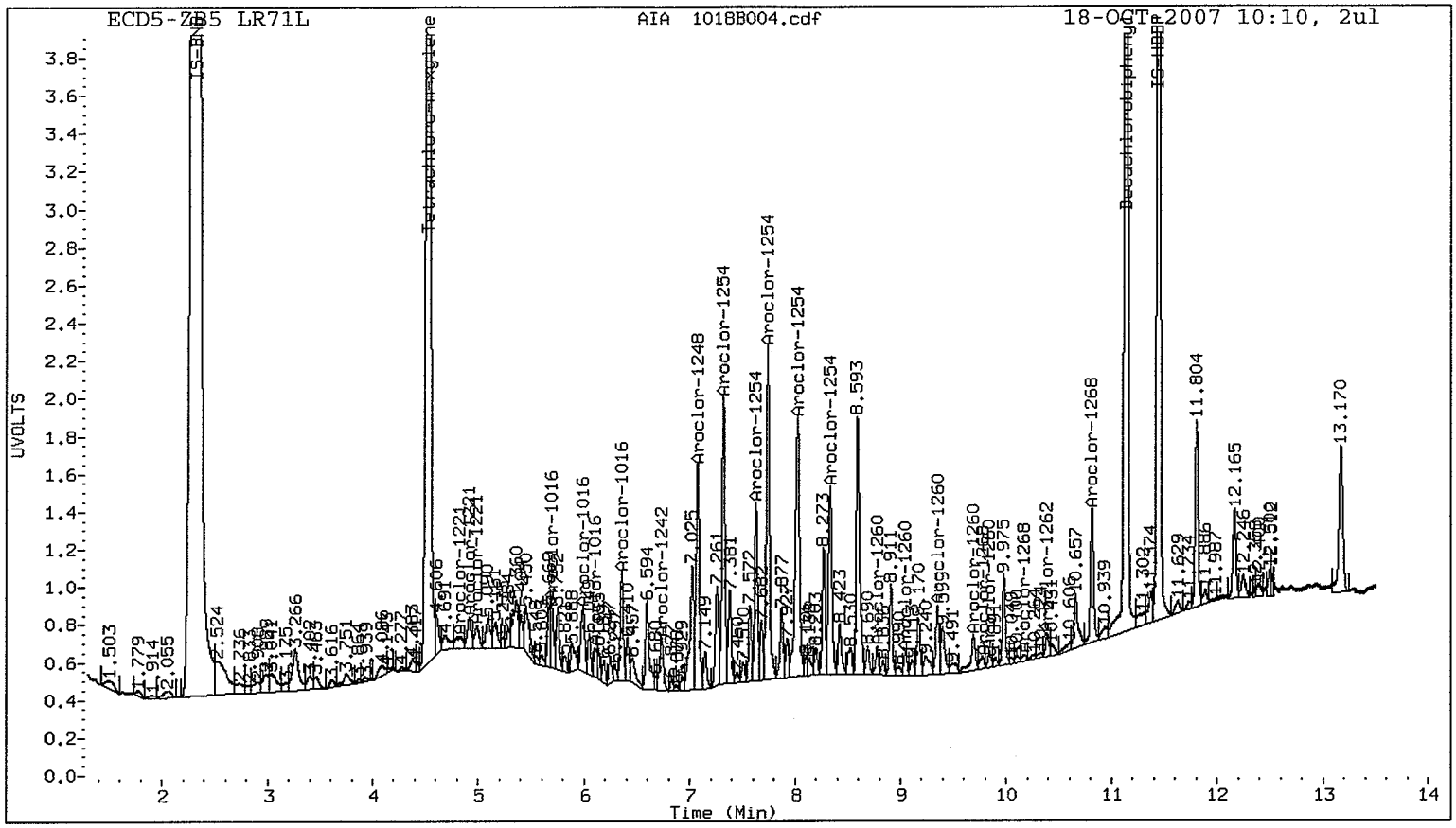
ECD5-ZB5 LR71L
AIA 1018B004.cdf
18-OCT-2007 10:10, 2ul
UVOLTS
Time (Min)
IS=BNB
Tetrachloro-m-xylene
Decachlorobiphenyl
IS=HBBP
Aroclor-1016
Aroclor-1221
Aroclor-1232
Aroclor-1242
Aroclor-1248
Aroclor-1254
Aroclor-1260
Aroclor-1262
Aroclor-1268

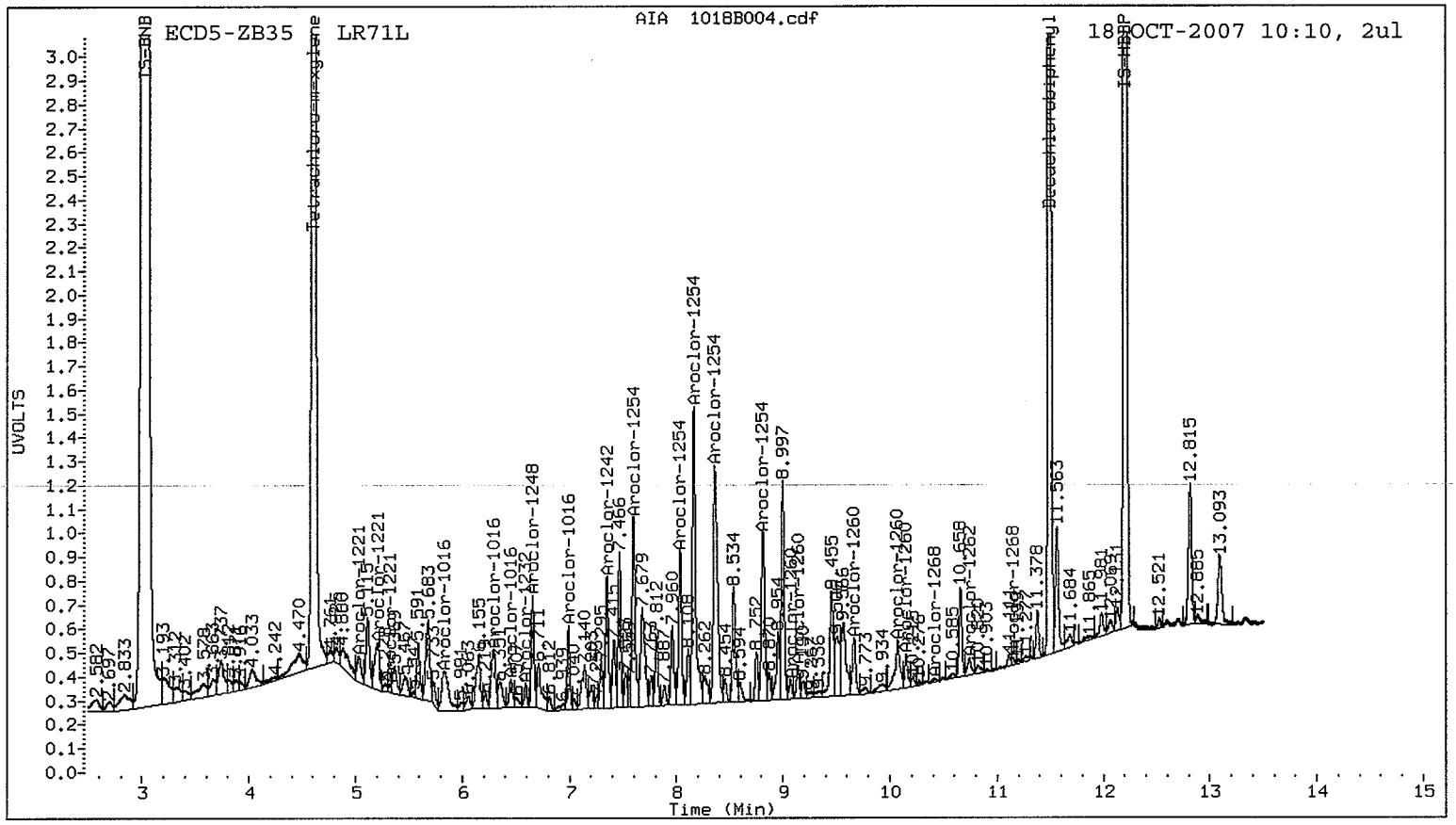
ECD5-ZB35 LR71L
AIA 1018B004.cdf
18-OCT-2007 10:10, 2ul
UVOLTS
Time (Min)
IS=BNB
Tetrachloro-m-xylene
Decachlorobiphenyl
IS=HBBP
Aroclor-1016
Aroclor-1221
Aroclor-1232
Aroclor-1242
Aroclor-1248
Aroclor-1254
Aroclor-1260
Aroclor-1262
Aroclor-1268

PCB Analysis
Standard Raw Data

prepared
for

ANCHOR ENVIRONMENTAL

Project : KIMBERLY CLARK ANACORTES

ARI JOB NO. LR71

prepared
by

Analytical Resources, Inc.

6F

8082 INITIAL CALIBRATION OF AROCLOR 1016/1260

Lab Name: ANALYTICAL RESOURCES, INC Client: ANCHOR

ARI Job No.: LR71 Project: KIMBERLY CLARK ANACO

GC Column: ZB5 Instrument ID: ECD5

Calibration Date: 10/16/07

SURROGATES

	RT WIN	LVL1	LVL2	LVL3	LVL4	LVL5	MEAN	%RSD
TCX	4.42- 4.62	1.2017	1.0483	1.0469	0.9776	0.9667	1.0482	8.9
DCB	11.04-11.24	3.1114	2.4841	2.4131	2.2637	2.4299	2.5404	13.0

Aroclor-1016 Peak	RT WIN	LVL1 .02	LVL2 0.1	LVL3 .25	LVL4 0.5	LVL5 1.0	MEAN	%RSD
1	5.60- 5.80	0.0325	0.0252	0.0245	0.0216	0.0224	0.0253	17.1
2	5.89- 6.09	0.0905	0.0753	0.0738	0.0683	0.0736	0.0763	11.0
3	6.00- 6.20	0.0427	0.0334	0.0328	0.0285	0.0300	0.0335	16.6
4	6.26- 6.46	0.0256	0.0204	0.0201	0.0177	0.0189	0.0205	14.7

AROCLOR AVERAGE %RSD = 14.8

Aroclor-1260 Peak	RT WIN	LVL1 .02	LVL2 0.1	LVL3 .25	LVL4 0.5	LVL5 1.0	MEAN	%RSD
1	8.68- 8.88	0.1733	0.1448	0.1430	0.1295	0.1262	0.1434	13.0
2	8.95- 9.15	0.1447	0.1209	0.1200	0.1093	0.1120	0.1214	11.5
3	9.25- 9.45	0.3693	0.3153	0.3175	0.2924	0.3036	0.3196	9.2
4	9.59- 9.79	0.1737	0.1428	0.1432	0.1314	0.1487	0.1479	10.6
5	9.74- 9.94	0.1078	0.0931	0.0941	0.0855	0.0775	0.0916	12.3

AROCLOR AVERAGE %RSD = 11.3

6F

8082 INITIAL CALIBRATION OF AROCLOR 1016/1260

Lab Name: ANALYTICAL RESOURCES, INC Client: ANCHOR

ARI Job No.: LR71 Project: KIMBERLY CLARK ANACO

GC Column: ZB35 Instrument ID: ECD5

Calibration Date: 10/16/07

SURROGATES

	RT WIN	LVL1	LVL2	LVL3	LVL4	LVL5	MEAN	%RSD
TCX	4.51- 4.71	1.1288	1.0193	1.0594	1.0164	1.0354	1.0519	4.4
DCB	11.40-11.60	1.9642	1.8402	1.9463	1.8431	2.0126	1.9213	4.0

Aroclor-1016 Peak	RT WIN	LVL1 .02	LVL2 0.1	LVL3 .25	LVL4 0.5	LVL5 1.0	MEAN	%RSD
1	5.72- 5.92	0.0493	0.0398	0.0377	0.0341	0.0369	0.0396	14.8
2	6.19- 6.39	0.0999	0.0813	0.0799	0.0744	0.0825	0.0836	11.5
3	6.35- 6.55	0.0407	0.0332	0.0321	0.0292	0.0318	0.0334	12.9
4	6.89- 7.09	0.0322	0.0256	0.0250	0.0234	0.0249	0.0262	13.0

AROCLOR AVERAGE %RSD = 13.1

Aroclor-1260 Peak	RT WIN	LVL1 .02	LVL2 0.1	LVL3 .25	LVL4 0.5	LVL5 1.0	MEAN	%RSD
1	8.97- 9.17	0.1577	0.1236	0.1230	0.1081	0.1033	0.1231	17.3
2	9.04- 9.24	0.0861	0.0692	0.0699	0.0607	0.0628	0.0697	14.3
3	9.56- 9.76	0.3685	0.2795	0.2896	0.2618	0.2702	0.2939	14.6
4	10.00-10.20	0.0970	0.0806	0.0793	0.0722	0.0680	0.0794	14.0
5	10.05-10.25	0.2145	0.1772	0.1821	0.1671	0.1745	0.1831	10.0

AROCLOR AVERAGE %RSD = 14.0

6G

8082 INITIAL CALIBRATION OF SINGLE POINT PCBs

Lab Name: ANALYTICAL RESOURCES, INC Client: ANCHOR

ARI Job No.: LR71 Project: KIMBERLY CLARK ANACO

GC Column: ZB5 Instrument ID: ECD5

Calibration Date: 10/16/07

Aroclor-1221			
Peak	RT	RT WIN	Cal Factor
1	4.783	4.68- 4.88	0.01103
2	4.909	4.81- 5.01	0.00735
3	4.986	4.89- 5.09	0.02481

Aroclor-1232			
Peak	RT	RT WIN	Cal Factor
1	4.984	4.88- 5.08	0.02083
2	5.696	5.60- 5.80	0.01135
3	5.991	5.89- 6.09	0.03381
4	6.104	6.00- 6.20	0.01535

Aroclor-1242			
Peak	RT	RT WIN	Cal Factor
1	5.696	5.60- 5.80	0.02035
2	5.992	5.89- 6.09	0.06108
3	6.104	6.00- 6.20	0.02703
4	6.735	6.64- 6.84	0.02587

Aroclor-1248			
Peak	RT	RT WIN	Cal Factor
1	5.992	5.89- 6.09	0.04459
2	6.105	6.01- 6.21	0.01697
3	6.357	6.26- 6.46	0.02646
4	6.736	6.64- 6.84	0.03898
5	7.074	6.97- 7.17	0.05159

6G

8082 INITIAL CALIBRATION OF SINGLE POINT PCBs

Lab Name: ANALYTICAL RESOURCES, INC Client: ANCHOR

ARI Job No.: LR71 Project: KIMBERLY CLARK ANACO

GC Column: ZB5 Instrument ID: ECD5

Calibration Date: 10/16/07

Aroclor-1254			
Peak	RT	RT WIN	Cal Factor
1	7.323	7.22- 7.42	0.05698
2	7.632	7.53- 7.73	0.03508
3	7.745	7.64- 7.84	0.06971
4	8.032	7.93- 8.13	0.07503
5	8.336	8.24- 8.44	0.04408

Aroclor-1262			
Peak	RT	RT WIN	Cal Factor
1	9.050	8.95- 9.15	0.16322
2	9.350	9.25- 9.45	0.41124
3	9.691	9.59- 9.79	0.12567
4	9.842	9.74- 9.94	0.18037
5	10.386	10.29-10.49	0.13678

Aroclor-1268			
Peak	RT	RT WIN	Cal Factor
1	9.778	9.68- 9.88	0.45433
2	9.838	9.74- 9.94	0.43186
3	10.161	10.06-10.26	0.36536
4	10.800	10.70-10.90	0.97790

6G

8082 INITIAL CALIBRATION OF SINGLE POINT PCBs

Lab Name: ANALYTICAL RESOURCES, INC Client: ANCHOR

ARI Job No.: LR71 Project: KIMBERLY CLARK ANACO

GC Column: ZB35 Instrument ID: ECD5

Calibration Date: 10/16/07

Aroclor-1221			
Peak	RT	RT WIN	Cal Factor
1	5.066	4.97- 5.17	0.01301
2	5.240	5.14- 5.34	0.00750
3	5.323	5.22- 5.42	0.02287
4	5.836	5.74- 5.94	0.00925

Aroclor-1232			
Peak	RT	RT WIN	Cal Factor
1	5.323	5.22- 5.42	0.01941
2	5.825	5.73- 5.93	0.01949
3	6.294	6.19- 6.39	0.03686
4	6.590	6.49- 6.69	0.00923

Aroclor-1242			
Peak	RT	RT WIN	Cal Factor
1	5.323	5.22- 5.42	0.01612
2	5.824	5.72- 5.92	0.03153
3	6.293	6.19- 6.39	0.06573
4	6.453	6.35- 6.55	0.02628
5	7.349	7.25- 7.45	0.02517

Aroclor-1248			
Peak	RT	RT WIN	Cal Factor
1	6.291	6.19- 6.39	0.04932
2	6.656	6.56- 6.76	0.02733
3	6.990	6.89- 7.09	0.03208
4	7.349	7.25- 7.45	0.04443

6G

8082 INITIAL CALIBRATION OF SINGLE POINT PCBs

Lab Name: ANALYTICAL RESOURCES, INC Client: ANCHOR

ARI Job No.: LR71 Project: KIMBERLY CLARK ANACO

GC Column: ZB35 Instrument ID: ECD5

Calibration Date: 10/16/07

Aroclor-1254			
Peak	RT	RT WIN	Cal Factor
1	7.597	7.50- 7.70	0.04559
2	8.036	7.94- 8.14	0.03473
3	8.162	8.06- 8.26	0.07481
4	8.364	8.26- 8.46	0.07551
5	8.817	8.72- 8.92	0.04249

Aroclor-1262			
Peak	RT	RT WIN	Cal Factor
1	9.074	8.97- 9.17	0.20093
2	9.666	9.57- 9.77	0.37198
3	10.102	10.00-10.20	0.15680
4	10.157	10.06-10.26	0.24173
5	10.746	10.65-10.85	0.11865

Aroclor-1268			
Peak	RT	RT WIN	Cal Factor
1	10.101	10.00-10.20	0.37123
2	10.159	10.06-10.26	0.35255
3	10.493	10.39-10.59	0.27764
4	11.151	11.05-11.25	0.81050

Analytical Resources, Inc.

INITIAL CALIBRATION DATA

Start Cal Date : 16-OCT-2007 13:41
End Cal Date : 16-OCT-2007 16:33
Quant Method : ISTD
Origin : Disabled
Target Version : 3.50
Integrator : HP Genie
Method file : /chem2/ecd5.i/20071016.b/PCB1.m
Cal Date : 17-Oct-2007 08:58 peter
Curve Type : Average

Calibration File Names:
Level 1: /chem2/ecd5.i/20071016.b/ical-1.b/1016B003.d
Level 2: /chem2/ecd5.i/20071016.b/ical-1.b/1016B005.d
Level 3: /chem2/ecd5.i/20071016.b/ical-1.b/1016B002.d
Level 4: /chem2/ecd5.i/20071016.b/ical-1.b/1016B006.d
Level 5: /chem2/ecd5.i/20071016.b/ical-1.b/1016B004.d
Level 7: /chem2/ecd5.i/20071016.b/ical-1.b/1016B012.d

Compound	20.000 Level 1	100.000 Level 2	250.000 Level 3	500.000 Level 4	1000.000 Level 5	250.000 Level 7	RRF	% RSD
2 Aroclor-1221(1)	+++++	+++++	+++++	+++++	+++++	0.01103	0.01103	0.000
(2)	+++++	+++++	+++++	+++++	+++++	0.00735	0.00735	0.000
(3)	+++++	+++++	+++++	+++++	+++++	0.02481	0.02481	0.000
3 Aroclor-1242(1)	+++++	+++++	+++++	+++++	+++++	0.02035	0.02035	0.000
(2)	+++++	+++++	+++++	+++++	+++++	0.06108	0.06108	0.000
(3)	+++++	+++++	+++++	+++++	+++++	0.02703	0.02703	0.000
(4)	+++++	+++++	+++++	+++++	+++++	0.02587	0.02587	0.000
4 Aroclor-1232(1)	+++++	+++++	+++++	+++++	+++++	0.02083	0.02083	0.000
(2)	+++++	+++++	+++++	+++++	+++++	0.01135	0.01135	0.000
(3)	+++++	+++++	+++++	+++++	+++++	0.03381	0.03381	0.000
(4)	+++++	+++++	+++++	+++++	+++++	0.01535	0.01535	0.000
7 Aroclor-1016(1)	0.03249	0.02521	0.02454	0.02157	0.02244	+++++	0.02525	17.072
(2)	0.09052	0.07531	0.07383	0.06828	0.07363	+++++	0.07631	10.977
(3)	0.04274	0.03341	0.03279	0.02848	0.03002	+++++	0.03349	16.578
(4)	0.02560	0.02040	0.02008	0.01774	0.01886	+++++	0.02053	14.711
6 Aroclor-1248(1)	+++++	+++++	+++++	+++++	+++++	0.04459	0.04459	0.000
(2)	+++++	+++++	+++++	+++++	+++++	0.01697	0.01697	0.000
(3)	+++++	+++++	+++++	+++++	+++++	0.02646	0.02646	0.000
(4)	+++++	+++++	+++++	+++++	+++++	0.03898	0.03898	0.000
(5)	+++++	+++++	+++++	+++++	+++++	0.05159	0.05159	0.000
8 Aroclor-1254(1)	+++++	+++++	+++++	+++++	+++++	0.05698	0.05698	0.000

Analytical Resources, Inc.

INITIAL CALIBRATION DATA

Start Cal Date : 16-OCT-2007 13:41
End Cal Date : 16-OCT-2007 16:33
Quant Method : ISTD
Origin : Disabled
Target Version : 3.50
Integrator : HP Genie
Method file : /chem2/ecd5.i/20071016.b/PCB1.m
Cal Date : 17-Oct-2007 08:58 peter
Curve Type : Average

Compound	20.000 Level 1	100.000 Level 2	250.000 Level 3	500.000 Level 4	1000.000 Level 5	250.000 Level 7	RRF	RRF	% RSD
(2)	+++++	+++++	+++++	+++++	+++++	0.03508	0.03508	0.03508	0.000
(3)	+++++	+++++	+++++	+++++	+++++	0.06971	0.06971	0.06971	0.000
(4)	+++++	+++++	+++++	+++++	+++++	0.07503	0.07503	0.07503	0.000
(5)	+++++	+++++	+++++	+++++	+++++	0.04408	0.04408	0.04408	0.000
9 Aroclor-1260(1)	0.17333	0.14480	0.14297	0.12950	0.12616	+++++	0.14335	0.14335	12.997
(2)	0.14466	0.12094	0.12002	0.10931	0.11196	+++++	0.12138	0.12138	11.491
(3)	0.36933	0.31534	0.31746	0.29243	0.30357	+++++	0.31963	0.31963	9.243
(4)	0.17367	0.14279	0.14323	0.13136	0.14868	+++++	0.14794	0.14794	10.613
(5)	0.10781	0.09314	0.09409	0.08554	0.07750	+++++	0.09162	0.09162	12.290
10 Aroclor-1262(1)	+++++	+++++	+++++	+++++	+++++	0.16322	0.16322	0.16322	0.000
(2)	+++++	+++++	+++++	+++++	+++++	0.41124	0.41124	0.41124	0.000
(3)	+++++	+++++	+++++	+++++	+++++	0.12567	0.12567	0.12567	0.000
(4)	+++++	+++++	+++++	+++++	+++++	0.18037	0.18037	0.18037	0.000
(5)	+++++	+++++	+++++	+++++	+++++	0.13678	0.13678	0.13678	0.000
11 Aroclor-1268(1)	+++++	+++++	+++++	+++++	+++++	0.45433	0.45433	0.45433	0.000
(2)	+++++	+++++	+++++	+++++	+++++	0.43186	0.43186	0.43186	0.000
(3)	+++++	+++++	+++++	+++++	+++++	0.36536	0.36536	0.36536	0.000
(4)	+++++	+++++	+++++	+++++	+++++	0.97790	0.97790	0.97790	0.000
$ 1 Tetrachloro-m-xylene	1.20166	1.04829	1.04694	0.97762	0.96672	+++++	1.04824	1.04824	8.945
$ 13 Decachlorobiphenyl	3.11137	2.48412	2.41308	2.26369	2.42993	+++++	2.54044	2.54044	12.968

Analytical Resources, Inc.

INITIAL CALIBRATION DATA

Start Cal Date : 16-OCT-2007 13:41
End Cal Date : 16-OCT-2007 16:33
Quant Method : ISTD
Origin : Disabled
Target Version : 3.50
Integrator : HP Genie
Method file : /chem2/ecd5.i/20071016.b/PCB2.m
Cal Date : 17-Oct-2007 08:57 peter
Curve Type : Average

Calibration File Names:
Level 1: /chem2/ecd5.i/20071016.b/ical-2.b/1016B003.d
Level 2: /chem2/ecd5.i/20071016.b/ical-2.b/1016B005.d
Level 3: /chem2/ecd5.i/20071016.b/ical-2.b/1016B002.d
Level 4: /chem2/ecd5.i/20071016.b/ical-2.b/1016B006.d
Level 5: /chem2/ecd5.i/20071016.b/ical-2.b/1016B004.d
Level 7: /chem2/ecd5.i/20071016.b/ical-2.b/1016B012.d

Compound	20.000 Level 1	100.000 Level 2	250.000 Level 3	500.000 Level 4	1000.000 Level 5	250.000 Level 7	RRF	% RSD
1 Aroclor-1221(1)	+++++	+++++	+++++	+++++	+++++	0.01301	0.01301	0.000
(2)	+++++	+++++	+++++	+++++	+++++	0.00750	0.00750	0.000
(3)	+++++	+++++	+++++	+++++	+++++	0.02287	0.02287	0.000
(4)	+++++	+++++	+++++	+++++	+++++	0.00925	0.00925	0.000
4 Aroclor-1232(1)	+++++	+++++	+++++	+++++	+++++	0.01941	0.01941	0.000
(2)	+++++	+++++	+++++	+++++	+++++	0.01949	0.01949	0.000
(3)	+++++	+++++	+++++	+++++	+++++	0.03686	0.03686	0.000
(4)	+++++	+++++	+++++	+++++	+++++	0.00923	0.00923	0.000
3 Aroclor-1242(1)	+++++	+++++	+++++	+++++	+++++	0.01612	0.01612	0.000
(2)	+++++	+++++	+++++	+++++	+++++	0.03153	0.03153	0.000
(3)	+++++	+++++	+++++	+++++	+++++	0.06573	0.06573	0.000
(4)	+++++	+++++	+++++	+++++	+++++	0.02628	0.02628	0.000
(5)	+++++	+++++	+++++	+++++	+++++	0.02517	0.02517	0.000
6 Aroclor-1248(1)	+++++	+++++	+++++	+++++	+++++	0.04932	0.04932	0.000
(2)	+++++	+++++	+++++	+++++	+++++	0.02733	0.02733	0.000
(3)	+++++	+++++	+++++	+++++	+++++	0.03208	0.03208	0.000
(4)	+++++	+++++	+++++	+++++	+++++	0.04443	0.04443	0.000
7 Aroclor-1016(1)	0.04933	0.03983	0.03765	0.03408	0.03688	+++++	0.03955	14.762
(2)	0.09990	0.08127	0.07993	0.07444	0.08250	+++++	0.08361	11.497
(3)	0.04066	0.03318	0.03206	0.02924	0.03176	+++++	0.03338	12.932
(4)	0.03215	0.02558	0.02502	0.02341	0.02494	+++++	0.02622	13.015

Analytical Resources, Inc.

INITIAL CALIBRATION DATA

Start Cal Date : 16-OCT-2007 13:41
End Cal Date : 16-OCT-2007 16:33
Quant Method : ISTD
Origin : Disabled
Target Version : 3.50
Integrator : HP Genie
Method file : /chem2/ecd5.i/20071016.b/PCB2.m
Cal Date : 17-Oct-2007 08:57 peter
Curve Type : Average

Compound	20.000 Level 1	100.000 Level 2	250.000 Level 3	500.000 Level 4	1000.000 Level 5	250.000 Level 7	RRF	% RSD
8 Aroclor-1254(1)	+++++	+++++	+++++	+++++	+++++	0.04559	0.04559	0.000
(2)	+++++	+++++	+++++	+++++	+++++	0.03473	0.03473	0.000
(3)	+++++	+++++	+++++	+++++	+++++	0.07481	0.07481	0.000
(4)	+++++	+++++	+++++	+++++	+++++	0.07551	0.07551	0.000
(5)	+++++	+++++	+++++	+++++	+++++	0.04249	0.04249	0.000
10 Aroclor-1262(1)	+++++	+++++	+++++	+++++	+++++	0.20093	0.20093	0.000
(2)	+++++	+++++	+++++	+++++	+++++	0.37198	0.37198	0.000
(3)	+++++	+++++	+++++	+++++	+++++	0.15680	0.15680	0.000
(4)	+++++	+++++	+++++	+++++	+++++	0.24173	0.24173	0.000
(5)	+++++	+++++	+++++	+++++	+++++	0.11865	0.11865	0.000
9 Aroclor-1260(1)	0.15765	0.12362	0.12302	0.10808	0.10330	+++++	0.12313	17.285
(2)	0.08605	0.06917	0.06988	0.06068	0.06278	+++++	0.06971	14.288
(3)	0.36847	0.27949	0.28955	0.26176	0.27017	+++++	0.29389	14.620
(4)	0.09697	0.08064	0.07926	0.07222	0.06801	+++++	0.07942	13.959
(5)	0.21450	0.17720	0.18215	0.16707	0.17452	+++++	0.18309	10.043
11 Aroclor-1268(1)	+++++	+++++	+++++	+++++	+++++	0.37123	0.37123	0.000
(2)	+++++	+++++	+++++	+++++	+++++	0.35255	0.35255	0.000
(3)	+++++	+++++	+++++	+++++	+++++	0.27764	0.27764	0.000
(4)	+++++	+++++	+++++	+++++	+++++	0.81050	0.81050	0.000
$ 2 Tetrachloro-m-xylene	1.12879	1.01925	1.05943	1.01638	1.03544	+++++	1.05186	4.400
$ 13 Decachlorobiphenyl	1.96423	1.84017	1.94632	1.84305	2.01259	+++++	1.92127	3.990

Analytical Resources Inc.
Dual Column PCB Quantitation Report

Data file 1: 20071016.b/ical-1.b/1016B001.d
Data file 2: 20071016.b/ical-2.b/1016B001.d
Method: /chem2/ecd5.i/20071016.b/PCB1.m
Compound Sublist: PCB
Instrument, Inj. Vol.: ecd5.i, 2ul
Quant Method: Internal Std

ARI ID: IB
Client ID:
Injection Date: 16-OCT-2007 13:24
Report Date: 10/17/2007 08:58
Matrix: SOIL
Dilution Factor: 1.000

ZB5 Col RT	ZB5 Col Shift	ZB5 Col Response	ZB35 Col RT	ZB35 Col Shift	ZB35 Col Response	ZB5 on col	ZB35 on col	RPD	Compound/Flag
4.537	0.014	16069352	4.607	0.002	10873651	41.3	41.7	1.1	Tetrachloro-m-xylene
11.143	0.007	11626986	11.501	0.005	6431236	39.3	42.7	8.3	Decachlorobiphenyl

* Indicates RPD > 40%
M Indicates Column 1 peak was manually integrated
N Indicates Column 2 peak was manually integrated

SURROGATE PERCENT RECOVERY

SURROGATE	Col1	Col2
Tetrachloro-m-xylene	103.3	104.4
Decachlorobiphenyl	98.3	106.8

INTERNAL STANDARD SUMMARY

Column 1

Standard Cpnd	Standard Area*	Sample Area	%D
Bromo-Nitrobenzene	31569414	29692546	-5.9
Hexabromobiphenyl	9983366	9310326	-6.7

Column 2

Standard Cpnd	Standard Area*	Sample Area	%D
Bromo-Nitrobenzene	20324893	19808511	-2.5
Hexabromobiphenyl	6610345	6267398	-5.2

* Standard Areas taken from Initial Cal Level 3
Initial Calibration Date: 16-OCT-2007
<- Indicates standard response outside Limits (-50 to +100%)

Aroclor	Peak#	RT	ZB5 Col Shift	Area	Amount	Peak#	ZB35 Col RT	Shift	Area	Amount
Aroclor-1016	1	---			0.0	1	---			0.0
Aroclor-1016	2	---			0.0	2	---			0.0
Aroclor-1016	3	---			0.0	3	---			0.0
Aroclor-1016	4	---			0.0	4	---			0.0
Col1Ave: <3 Quant Peaks						Col2Ave: <3 Quant Peaks				
Aroclor-1221	1	4.765	-0.018	13493	3.3	1	---			0.0
Aroclor-1221	2	4.926	0.017	135530	49.7	2	---			0.0
Aroclor-1221	3	4.930	-0.056	151090	16.4	3	---			0.0
Aroclor-1221	NS	---			----	4	---			0.0
Total Col1Ave (3 peaks):					23.1	Col2Ave: <3 Quant Peaks				
Aroclor-1232	1	---			0.0	1	---			0.0
Aroclor-1232	2	---			0.0	2	---			0.0
Aroclor-1232	3	---			0.0	3	---			0.0
Aroclor-1232	4	---			0.0	4	---			0.0
Col1Ave: <3 Quant Peaks						Col2Ave: <3 Quant Peaks				
Aroclor-1242	1	---			0.0	1	---			0.0
Aroclor-1242	2	---			0.0	2	---			0.0
Aroclor-1242	3	---			0.0	3	---			0.0
Aroclor-1242	4	---			0.0	4	---			0.0
Aroclor-1242	NS	---			----	5	---			0.0
Col1Ave: <3 Quant Peaks						Col2Ave: <3 Quant Peaks				
Aroclor-1248	1	---			0.0	1	---			0.0
Aroclor-1248	2	---			0.0	2	---			0.0
Aroclor-1248	3	---			0.0	3	---			0.0
Aroclor-1248	4	---			0.0	4	---			0.0
Aroclor-1248	5	---			0.0	NS	---			----
Col1Ave: <3 Quant Peaks						Col2Ave: <3 Quant Peaks				
Aroclor-1254	1	---			0.0	1	---			0.0
Aroclor-1254	2	---			0.0	2	---			0.0
Aroclor-1254	3	---			0.0	3	---			0.0
Aroclor-1254	4	---			0.0	4	---			0.0
Aroclor-1254	5	---			0.0	5	---			0.0
Col1Ave: <3 Quant Peaks						Col2Ave: <3 Quant Peaks				
Aroclor-1260	1	---			0.0	1	---			0.0
Aroclor-1260	2	9.140	0.091	14310	1.0	2	---			0.0
Aroclor-1260	3	9.382	0.033	17619	0.5	3	---			0.0
Aroclor-1260	4	9.654	-0.036	23120	1.3	4	---			0.0
Aroclor-1260	5	9.915	0.075	39094	3.7	5	---			0.0
Total Col1Ave (4 peaks):					1.6	Col2Ave: <3 Quant Peaks				
Aroclor-1262	1	---			0.0	1	---			0.0
Aroclor-1262	2	9.382	0.032	17619	0.4	2	---			0.0
Aroclor-1262	3	9.654	-0.037	23120	1.6	3	---			0.0
Aroclor-1262	4	---			0.0	4	---			0.0
Aroclor-1262	5	10.339	-0.047	22805	1.4	5	---			0.0
Total Col1Ave (3 peaks):					1.1	Col2Ave: <3 Quant Peaks				
Aroclor-1268	1	9.654	-0.124	23120	0.4	1	---			0.0
Aroclor-1268	2	---			0.0	2	---			0.0
Aroclor-1268	3	10.110	-0.052	54448	1.3	3	---			0.0
Aroclor-1268	4	10.825	0.026	734185	6.5	4	---			0.0
Total Col1Ave (3 peaks):					2.7	Col2Ave: <3 Quant Peaks				

Total PCB Area Col1 (4.623 - 11.035) = 2198589 Col1 Total PCB = 0.0 ppm*

Total PCB Area Col2 (4.705 - 11.396) = 3048566 Col2 Total PCB = 0.0 ppm*

* Quantitated against AR1660 0.25ppm in Ical

PCB-Form 10 Mod.

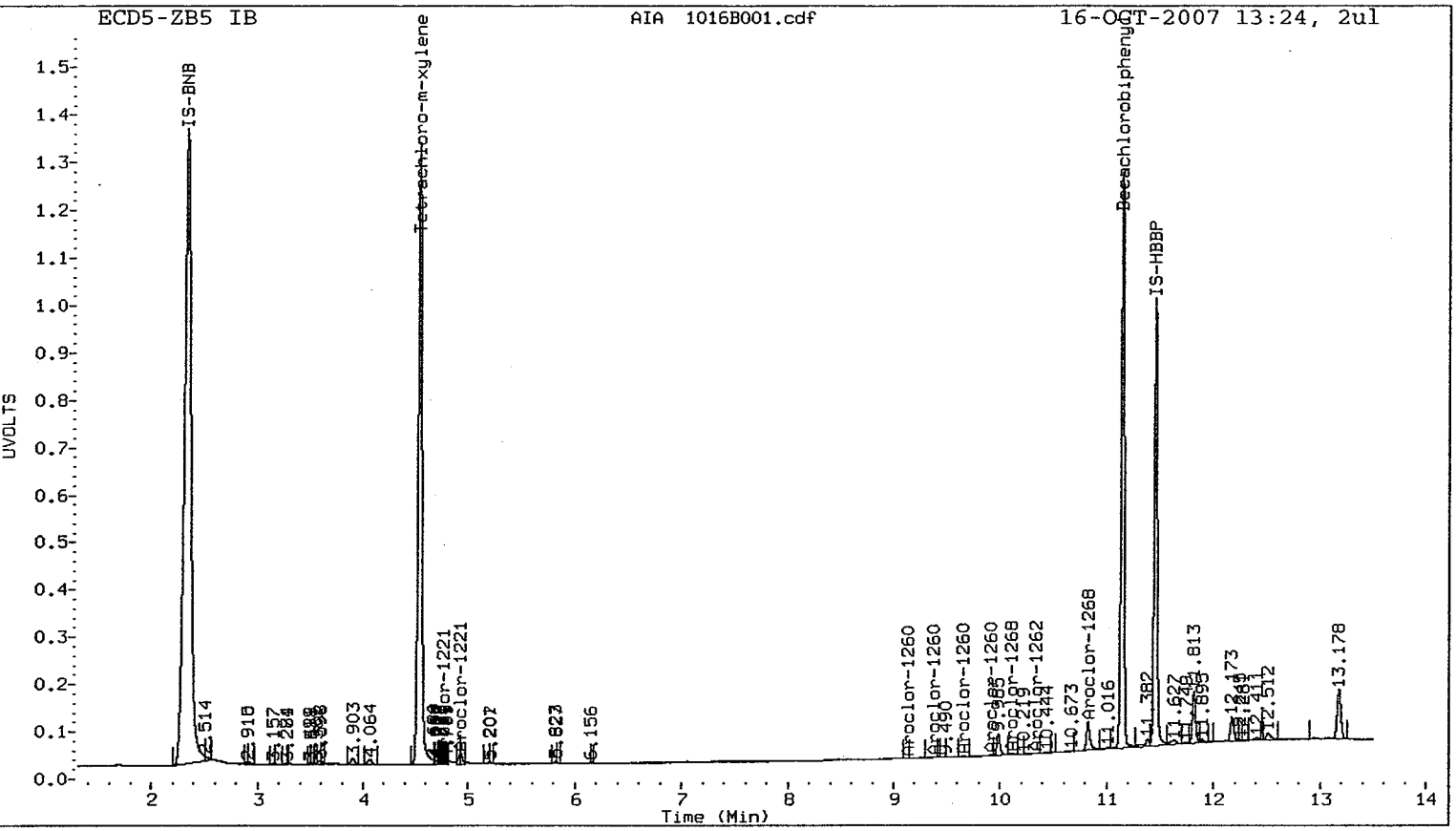
ECD5-ZB5 IB
AIA 1016B001.cdf
16-OCT-2007 13:24, 2ul
IS-BNB
Tetrachloro-m-xylene
Decachlorobiphenyl
IS-HBBP
Aroclor-1260
Aroclor-1221
Aroclor-1268
Aroclor-1262
UVOLTS
Time (Min)

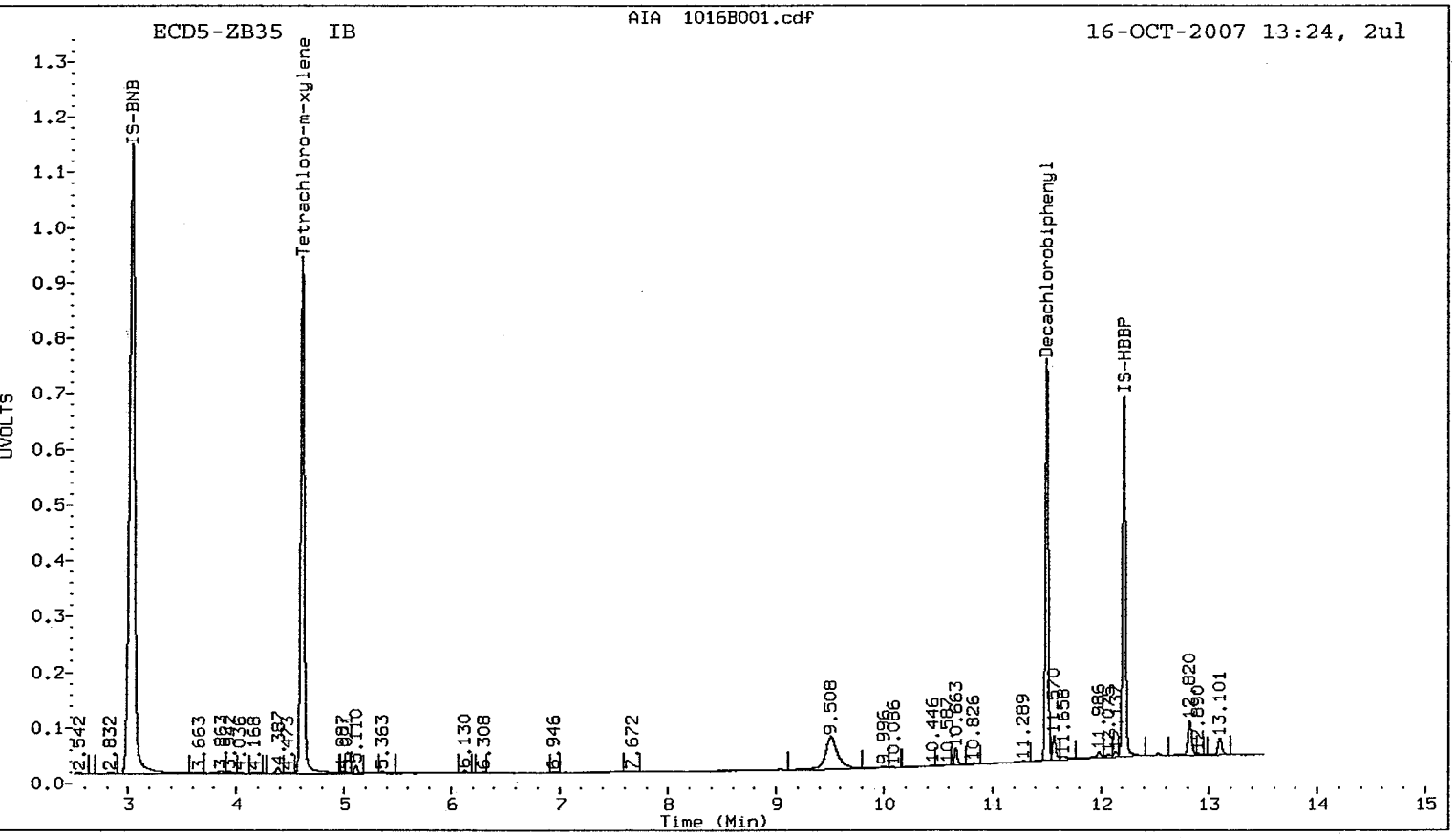
ECD5-ZB35 IB
AIA 1016B001.cdf
16-OCT-2007 13:24, 2ul
IS-BNB
Tetrachloro-m-xylene
Decachlorobiphenyl
IS-HBBP
UVOLTS
Time (Min)

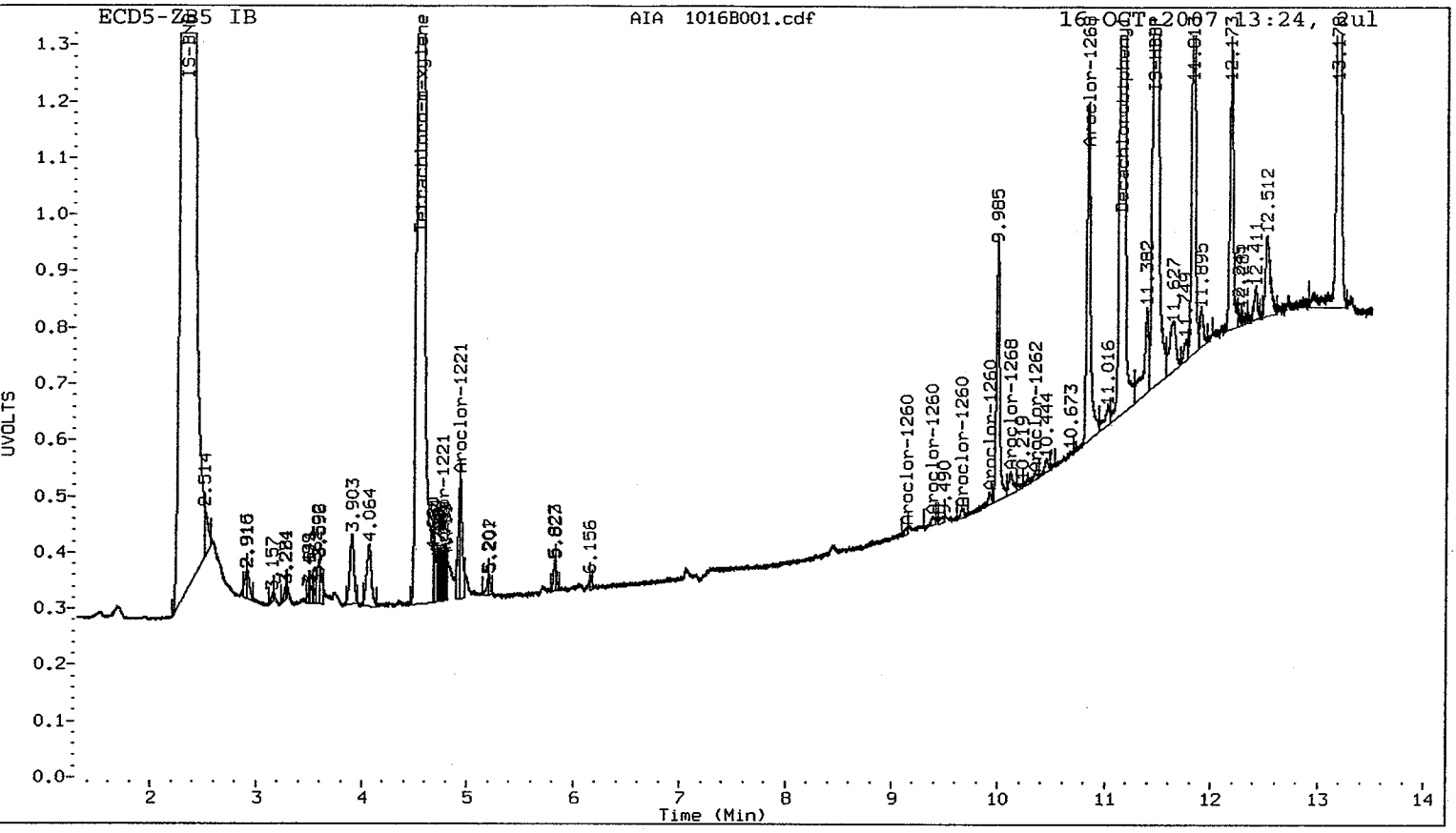
ECD5-ZB5 IB
AIA 1016B001.cdf
16-OCT-2007 13:24, 2ul
UVOLTS
Time (Min)
IS-BNB
Tetrachloro-m-xylene
Aroclor-1221
Aroclor-1260
Aroclor-1268
Decachlorobiphenyl
IS-HBBP
2.514
2.916
3.903
4.064
5.207
6.823
6.156
9.985
10.673
11.016
11.382
11.627
11.895
12.411
12.512

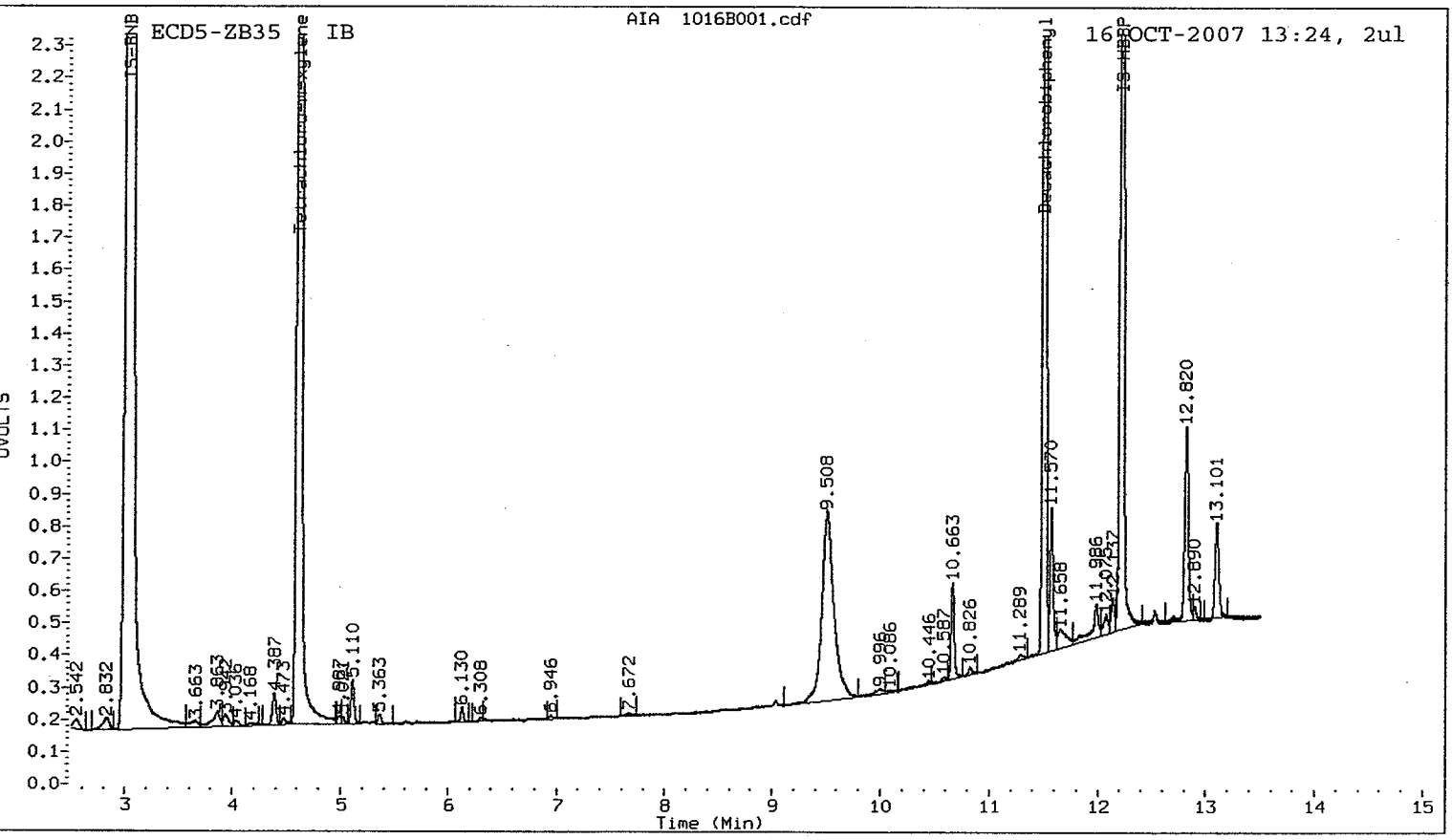
ECD5-ZB35 IB
AIA 1016B001.cdf
16-OCT-2007 13:24, 2ul
UVOLTS
Time (Min)
IS-BNB
Tetrachloro-m-xylene
Decachlorobiphenyl
IS-HBBP
2.542
2.832
5.110
5.363
6.130
6.308
6.946
7.672
9.508
9.996
10.086
10.446
10.587
10.663
10.826
11.289
11.570
11.658
11.986
12.820
12.890
13.101

Analytical Resources Inc.
Dual Column PCB Quantitation Report

Data file 1: 20071016.b/ical-1.b/1016B002.d
Data file 2: 20071016.b/ical-2.b/1016B002.d
Method: /chem2/ecd5.i/20071016.b/PCB1.m
Compound Sublist: AR1660
Instrument, Inj. Vol.: ecd5.i, 2ul
Quant Method: Internal Std

ARI ID: AR1660 .25
Client ID:
Injection Date: 16-OCT-2007 13:41
Report Date: 10/17/2007 08:58
Matrix: SOIL
Dilution Factor: 1.000

ZB5 Col			ZB35 Col			ZB5	ZB35		
RT	Shift	Response	RT	Shift	Response	on col	on col	RPD	Compound/Flag
4.525	0.000	8262810	4.607	0.002	5383211	20.0	20.1	0.8	Tetrachloro-m-xylene
11.138	0.000	6022666	11.498	0.002	3216455	19.0	20.3	6.4	Decachlorobiphenyl

* Indicates RPD > 40%
M Indicates Column 1 peak was manually integrated
N Indicates Column 2 peak was manually integrated

SURROGATE PERCENT RECOVERY

SURROGATE	Col1	Col2
Tetrachloro-m-xylene	49.9	50.4
Decachlorobiphenyl	47.5	50.7

INTERNAL STANDARD SUMMARY

Column 1

Standard Cpnd	Standard Area*	Sample Area	%D
Bromo-Nitrobenzene	31569414	31569414	0.0
Hexabromobiphenyl	9983366	9983366	0.0

Column 2

Standard Cpnd	Standard Area*	Sample Area	%D
Bromo-Nitrobenzene	20324893	20324893	0.0
Hexabromobiphenyl	6610345	6610345	0.0

* Standard Areas taken from Initial Cal Level 3
Initial Calibration Date: 16-OCT-2007
<- Indicates standard response outside Limits (-50 to +100%)

Aroclor	Peak#	RT	ZB5 Col Shift	Area	Amount	Peak#	RT	ZB35 Col Shift	Area	Amount
Aroclor-1016	1	5.697	0.000	2421365	243.0	1	5.825	0.001	2391576	238.0
Aroclor-1016	2	5.994	0.000	7283513	241.9	2	6.294	0.002	5077065	239.0
Aroclor-1016	3	6.106	0.000	3234997	244.8	3	6.455	0.002	2036137	240.1
Aroclor-1016	4	6.359	0.000	1980776	244.5	4	6.992	0.002	1589325	238.6
Total Col1Ave (4 peaks):					243.5	Total Col2Ave (4 peaks):			238.9	RPD = 2
Corrected Ave (4 peaks):					243.5	Corrected Ave (4 peaks):			238.9	RPD = 2
Aroclor-1260	1	8.781	0.000	4460246	249.3	1	9.074	0.002	2541335	249.8
Aroclor-1260	2	9.050	0.000	3744280	247.2	2	9.142	0.002	1443592	250.6
Aroclor-1260	3	9.351	0.000	9904107	248.3	3	9.665	0.002	5981349	246.3
Aroclor-1260	4	9.691	0.000	4468480	242.0	4	10.104	0.001	1637340	249.5
Aroclor-1260	5	9.842	0.000	2935446	256.8	5	10.156	0.002	3762636	248.7
Total Col1Ave (5 peaks):					248.7	Total Col2Ave (5 peaks):			249.0	RPD = 0
Corrected Ave (5 peaks):					248.7	Corrected Ave (5 peaks):			249.0	RPD = 0

Total PCB Area Col1 (4.625 - 11.038) = 118232515 Col1 Total PCB = 0.5 ppm*

Total PCB Area Col2 (4.705 - 11.396) = 73786945 Col2 Total PCB = 0.5 ppm*

* Quantitated against AR1660 0.25ppm in Ical

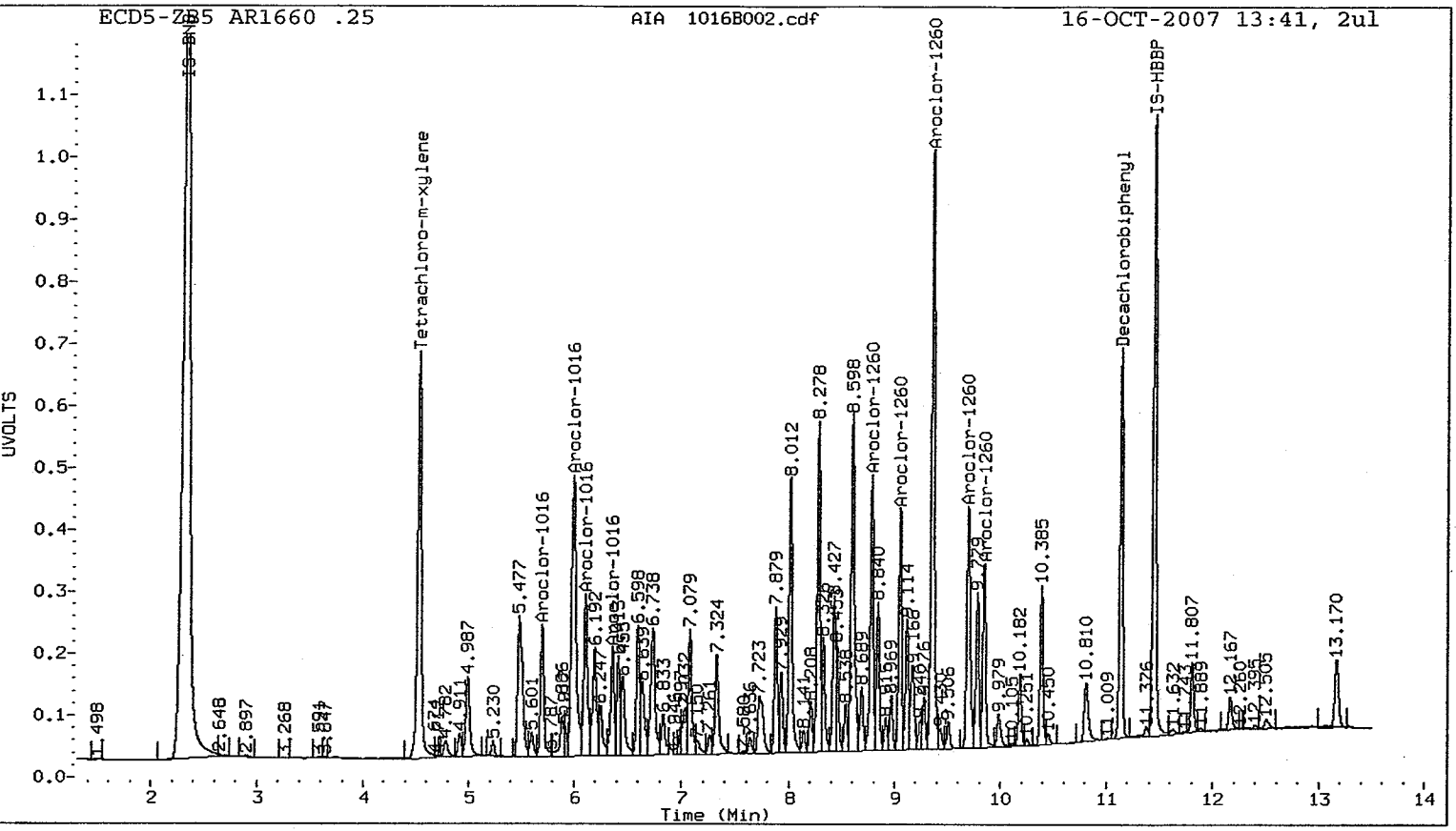
ECD5-ZB5 AR1660 .25
AIA 1016B002.cdf
16-OCT-2007 13:41, 2ul
UVOLTS
Time (Min)
IS-BNB
Tetrachloro-m-xylene
Aroclor-1016
Aroclor-1260
Decachlorobiphenyl
IS-HBBP

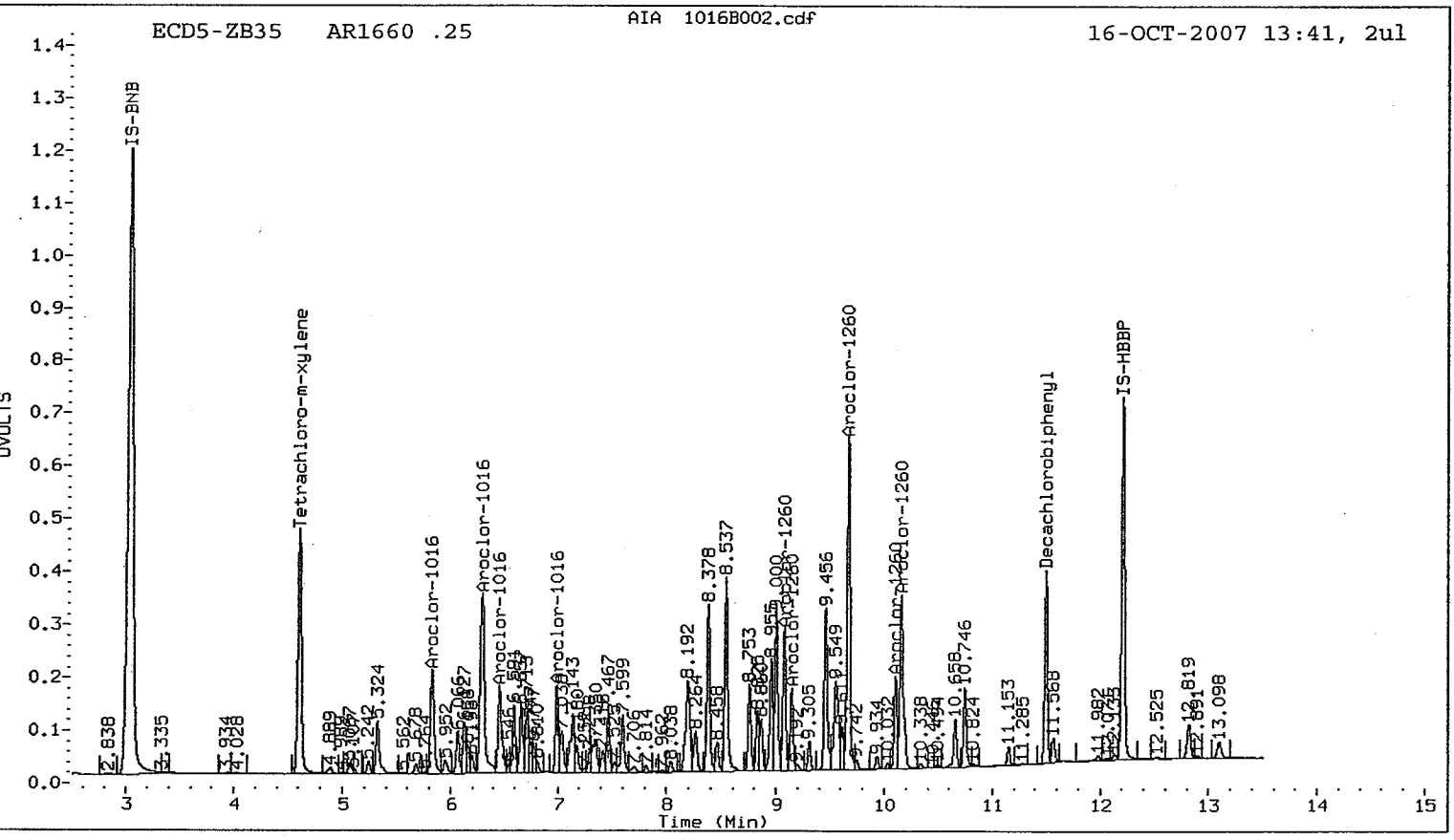
ECD5-ZB35 AR1660 .25
AIA 1016B002.cdf
16-OCT-2007 13:41, 2ul
UVOLTS
Time (Min)
IS-BNB
Tetrachloro-m-xylene
Aroclor-1016
Aroclor-1260
Decachlorobiphenyl
IS-HBBP

Analytical Resources Inc.
Dual Column PCB Quantitation Report

Data file 1: 20071016.b/ical-1.b/1016B003.d
Data file 2: 20071016.b/ical-2.b/1016B003.d
Method: /chem2/ecd5.i/20071016.b/PCB1.m
Compound Sublist: AR1660
Instrument, Inj. Vol.: ecd5.i, 2ul
Quant Method: Internal Std

ARI ID: AR1660 .02
Client ID:
Injection Date: 16-OCT-2007 13:59
Report Date: 10/17/2007 08:58
Matrix: SOIL
Dilution Factor: 1.000

ZB5 Col RT	ZB5 Col Shift	ZB5 Col Response	ZB35 Col RT	ZB35 Col Shift	ZB35 Col Response	ZB5 on col	ZB35 on col	RPD	Compound/Flag
4.523	0.000	765915	4.605	0.000	473279	1.8	1.7	6.6	Tetrachloro-m-xylene
11.136	0.000	624943	11.498	0.001	264888	2.0	1.6	18.0	Decachlorobiphenyl M

* Indicates RPD > 40%
M Indicates Column 1 peak was manually integrated
N Indicates Column 2 peak was manually integrated

SURROGATE PERCENT RECOVERY

SURROGATE	Col1	Col2
Tetrachloro-m-xylene	4.6	4.3
Decachlorobiphenyl	4.9	4.1

INTERNAL STANDARD SUMMARY

Column 1

Standard Cpnd	Standard Area*	Sample Area	%D
Bromo-Nitrobenzene	31569414	31869113	0.9
Hexabromobiphenyl	9983366	10042884	0.6

Column 2

Standard Cpnd	Standard Area*	Sample Area	%D
Bromo-Nitrobenzene	20324893	20963919	3.1
Hexabromobiphenyl	6610345	6742790	2.0

* Standard Areas taken from Initial Cal Level 3
Initial Calibration Date: 16-OCT-2007
<- Indicates standard response outside Limits (-50 to +100%)

		ZB5 Col				ZB35 Col			
Aroclor	Peak#	RT	Shift	Area	Amount	Peak#	RT	Shift	Area	Amount
Aroclor-1016	1	5.697	0.000	258845	25.7	1	5.825	0.001	258530	24.9
Aroclor-1016	2	5.993	0.000	721184	23.7	2	6.294	0.001	523549	23.9
Aroclor-1016	3	6.107	0.000	340551	25.5	3	6.455	0.002	213088	24.4
Aroclor-1016	4	6.360	0.000	203932	24.9	4	6.991	0.001	168516	24.5
Total Col1Ave (4 peaks):				25.0		Total Col2Ave (4 peaks):			24.4	RPD = 2
Corrected Ave (4 peaks):				25.0		Corrected Ave (4 peaks):			24.4	RPD = 2
Aroclor-1260	1	8.781	0.000	435190	24.2	1	9.074	0.002	265755	25.6
Aroclor-1260	2	9.051	0.000	363190	23.8	2	9.141	0.001	145059	24.7
Aroclor-1260	3	9.352	0.000	927287	23.1	3	9.666	0.002	621137	25.1
Aroclor-1260	4	9.693	0.000	436033	23.5	4	10.103	0.000	163466	24.4
Aroclor-1260	5	9.843	0.000	270689	23.5	5	10.156	0.002	361580	23.4
Total Col1Ave (5 peaks):				23.6		Total Col2Ave (5 peaks):			24.6	RPD = 4
Corrected Ave (5 peaks):				23.6		Corrected Ave (5 peaks):			24.6	RPD = 4

Total PCB Area Col1 (4.623 - 11.036) = 12964584 Col1 Total PCB = 0.1 ppm*

Total PCB Area Col2 (4.705 - 11.396) = 9029522 Col2 Total PCB = 0.1 ppm*

* Quantitated against AR1660 0.25ppm in Ical

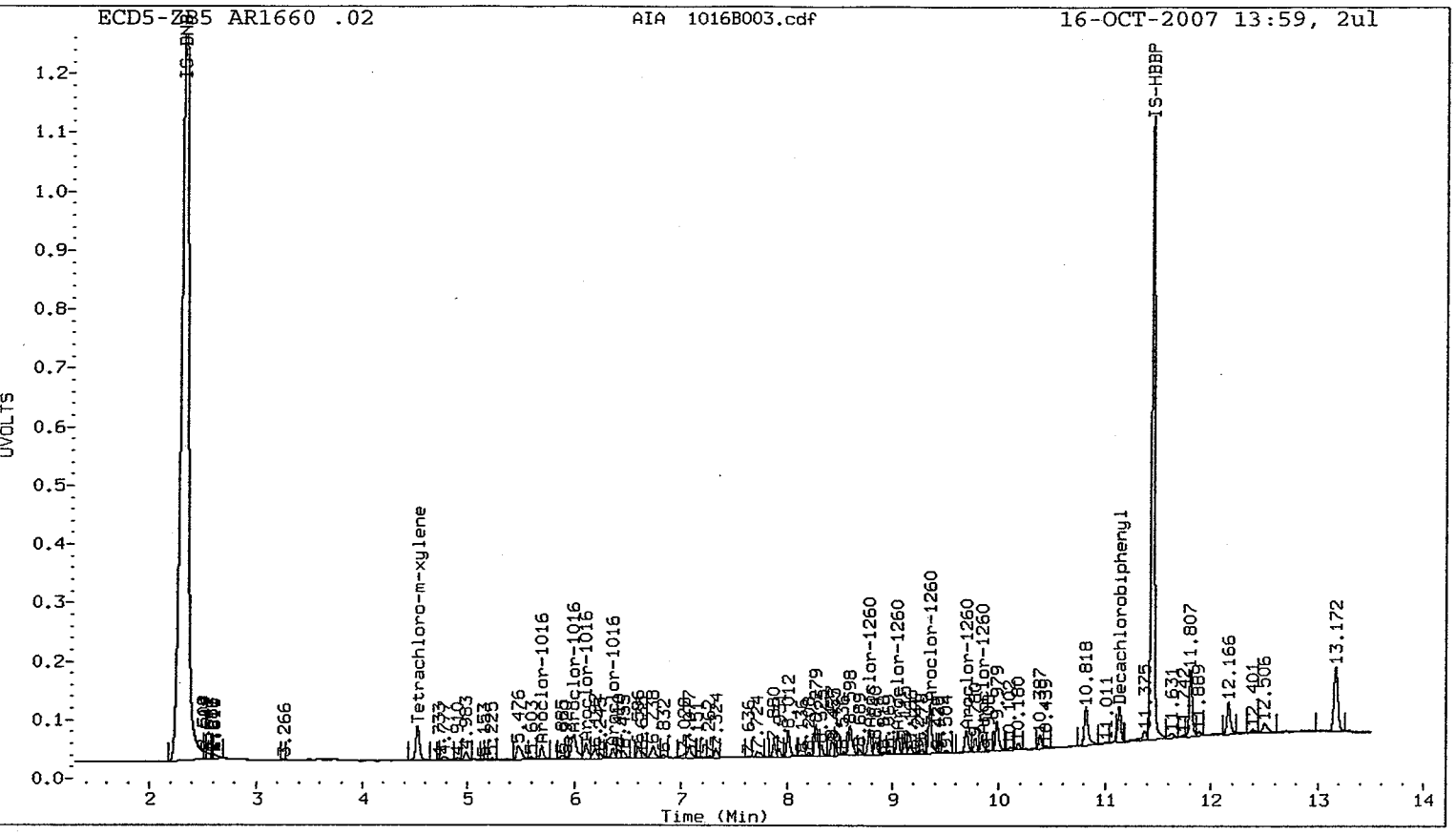
ECD5-ZB5 AR1660 .02
AIA 1016B003.cdf
16-OCT-2007 13:59, 2ul
IS-BNB
IS-HBBP
Tetrachloro-m-xylene
Decachlorobiphenyl
UVOLTS
Time (Min)

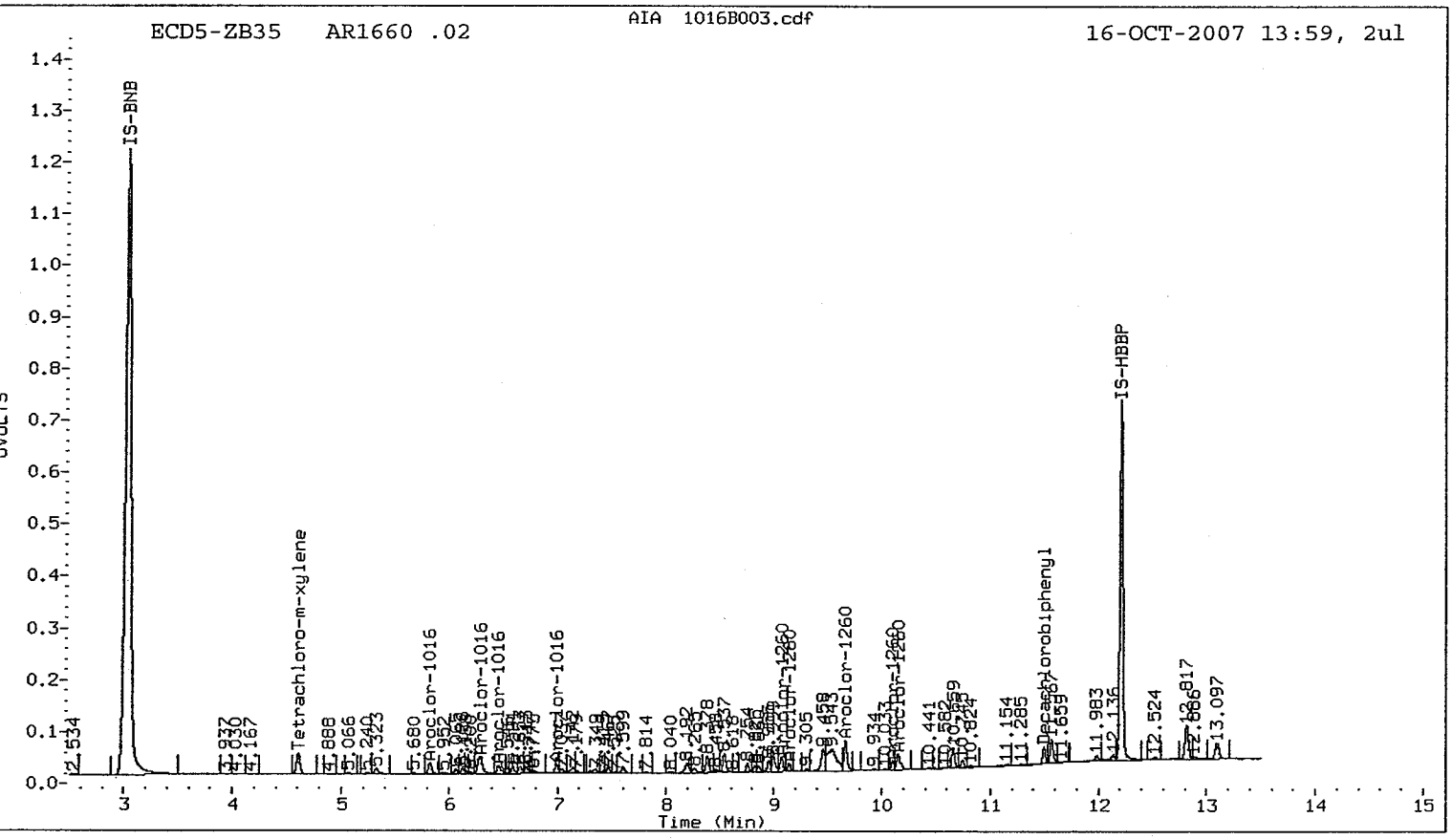
ECD5-ZB35 AR1660 .02
AIA 1016B003.cdf
16-OCT-2007 13:59, 2ul
IS-BNB
IS-HBBP
Tetrachloro-m-xylene
Decachlorobiphenyl
UVOLTS
Time (Min)

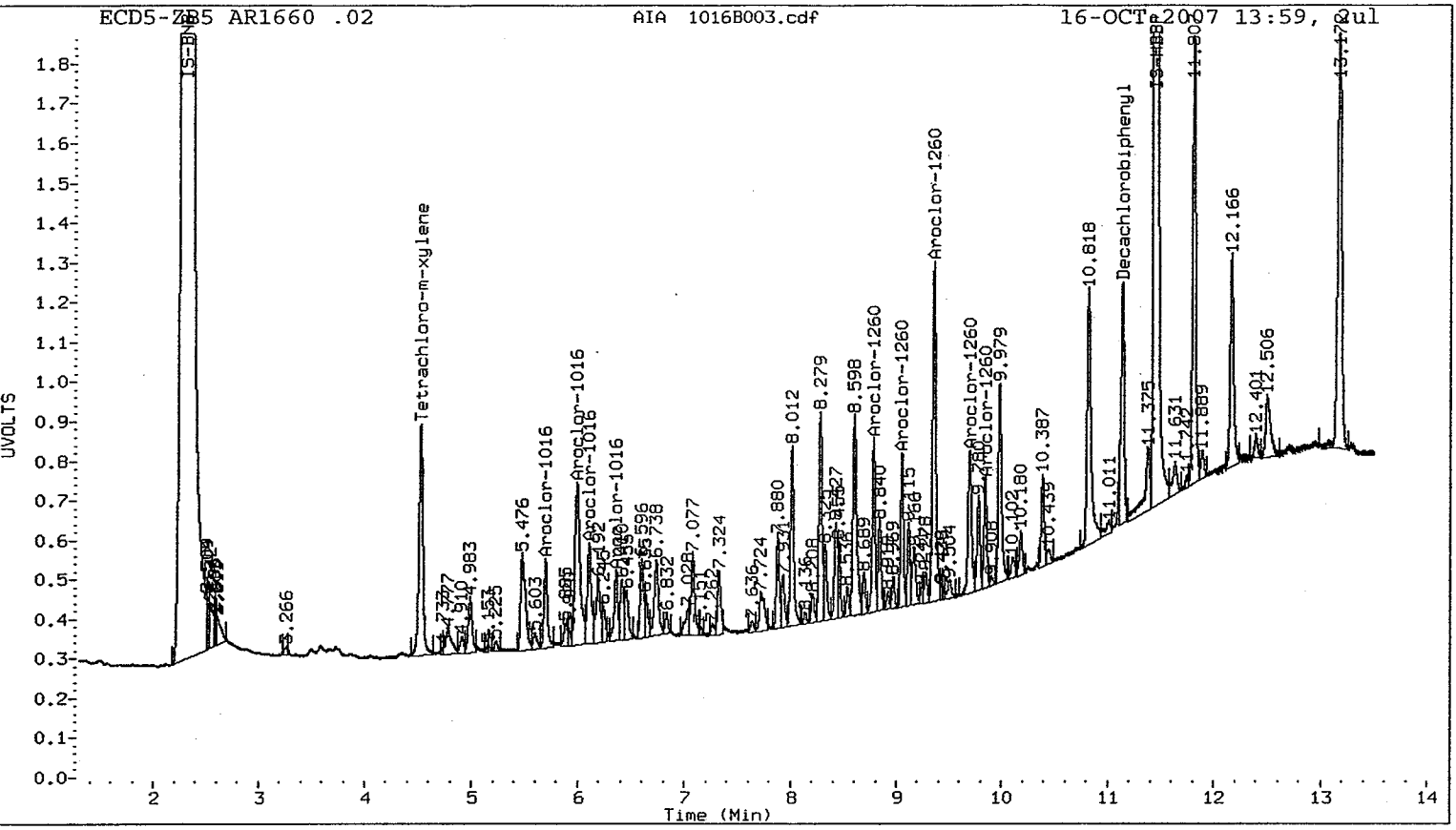
ECD5-ZB5 AR1660 .02
AIA 1016B003.cdf
16-OCT-2007 13:59, 2ul
UVOLTS
Time (Min)
IS-DNB
Tetrachloro-m-xylene
Aroclor-1016
Aroclor-1260
Decachlorobiphenyl
IS-HBBP

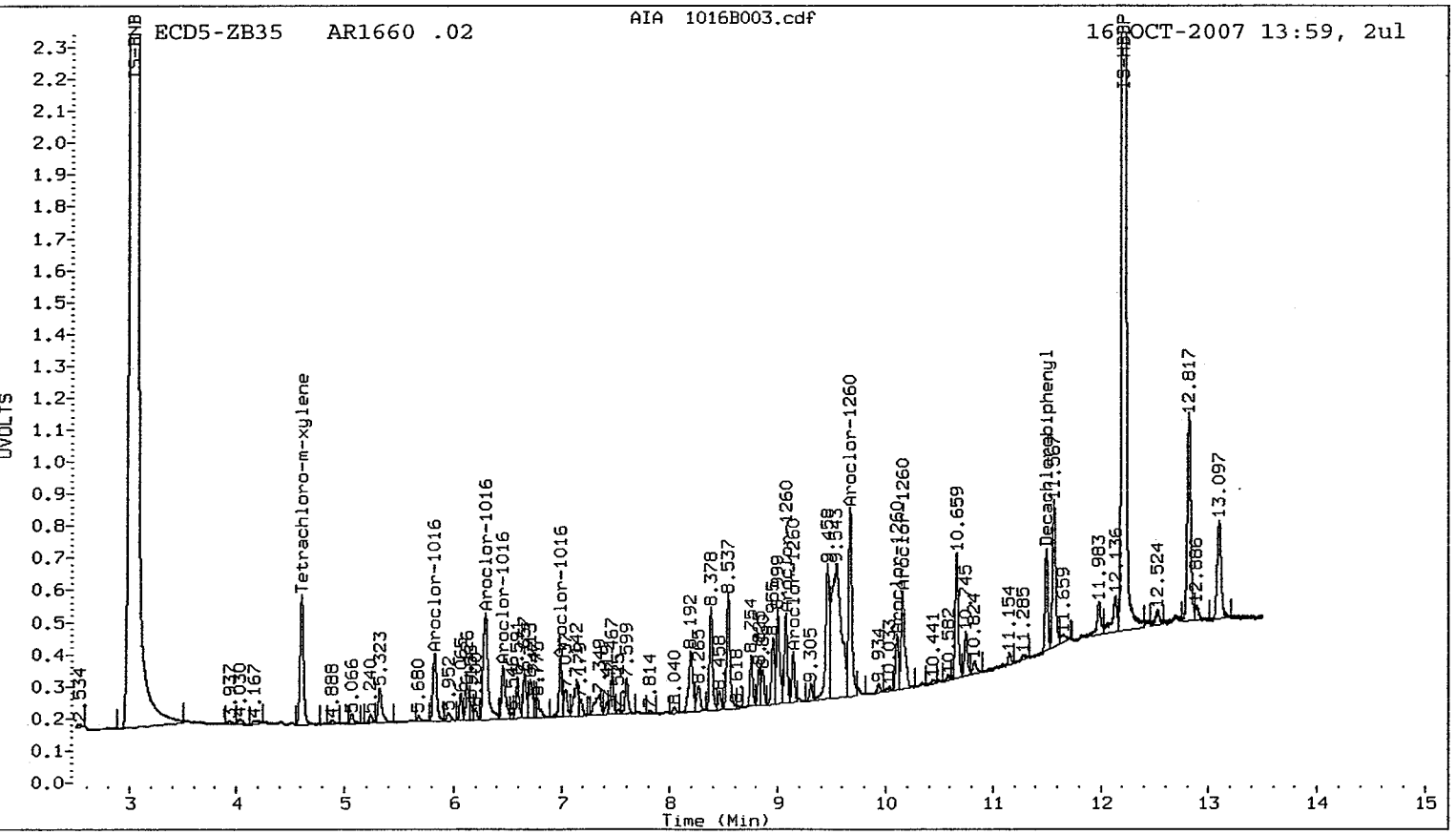
ECD5-ZB35 AR1660 .02
AIA 1016B003.cdf
16-OCT-2007 13:59, 2ul
UVOLTS
Time (Min)
IS-DNB
Tetrachloro-m-xylene
Aroclor-1016
Aroclor-1260
Decachlorobiphenyl
IS-HBBP

Analytical Resources Inc.
Dual Column PCB Quantitation Report

Data file 1: 20071016.b/ical-1.b/1016B004.d
Data file 2: 20071016.b/ical-2.b/1016B004.d
Method: /chem2/ecd5.i/20071016.b/PCB1.m
Compound Sublist: AR1660
Instrument, Inj. Vol.: ecd5.i, 2ul
Quant Method: Internal Std

ARI ID: AR1660 1.0
Client ID:
Injection Date: 16-OCT-2007 14:16
Report Date: 10/17/2007 08:58
Matrix: SOIL
Dilution Factor: 1.000

ZB5 Col RT	ZB5 Col Shift	ZB5 Col Response	ZB35 Col RT	ZB35 Col Shift	ZB35 Col Response	ZB5 on col	ZB35 on col	RPD	Compound/Flag
4.523	0.000	30391204	4.604	-0.001	20461209	73.8	78.8	6.5	Tetrachloro-m-xylene
11.136	0.000	23351692	11.497	0.001	13368027	76.5	83.8	9.1	Decachlorobiphenyl

* Indicates RPD > 40%
M Indicates Column 1 peak was manually integrated
N Indicates Column 2 peak was manually integrated

SURROGATE PERCENT RECOVERY

SURROGATE	Col1	Col2
Tetrachloro-m-xylene	184.4	196.9
Decachlorobiphenyl	191.3	209.5

INTERNAL STANDARD SUMMARY

Column 1

Standard Cpnd	Standard Area*	Sample Area	%D
Bromo-Nitrobenzene	31569414	31437582	-0.4
Hexabromobiphenyl	9983366	9610019	-3.7

Column 2

Standard Cpnd	Standard Area*	Sample Area	%D
Bromo-Nitrobenzene	20324893	19760964	-2.8
Hexabromobiphenyl	6610345	6642198	0.5

* Standard Areas taken from Initial Cal Level 3
Initial Calibration Date: 16-OCT-2007
<- Indicates standard response outside Limits (-50 to +100%)

Aroclor	Peak#	ZB5 Col RT	Shift	Area	Amount	Peak#	ZB35 Col RT	Shift	Area	Amount
Aroclor-1016	1	5.695	0.000	8818619	888.7	1	5.824	0.000	9108570	932.3
Aroclor-1016	2	5.991	0.000	28932490	964.8	2	6.293	0.000	20379627	986.8
Aroclor-1016	3	6.102	0.000	11797461	896.5	3	6.453	0.000	7844918	951.5
Aroclor-1016	4	6.359	0.000	7409893	918.3	4	6.990	0.000	6159627	951.0
Total Col1Ave (4 peaks):				917.1		Total Col2Ave (4 peaks):			955.4	RPD = 4
Corrected Ave (4 peaks):				917.1		Corrected Ave (4 peaks):			955.4	RPD = 4
Aroclor-1260	1	8.779	0.000	15155483	880.1	1	9.071	-0.001	8576875	838.9
Aroclor-1260	2	9.049	0.000	13449662	922.4	2	9.141	0.000	5212625	900.6
Aroclor-1260	3	9.349	0.000	36466967	949.8	3	9.665	0.001	22431219	919.3
Aroclor-1260	4	9.688	0.000	17859761	1004.9	4	10.103	0.000	5646728	856.3
Aroclor-1260	5	9.841	0.000	9309109	845.9	5	10.153	-0.001	14489819	953.2
Total Col1Ave (5 peaks):				920.6		Total Col2Ave (5 peaks):			893.7	RPD = 3
Corrected Ave (5 peaks):				920.6		Corrected Ave (5 peaks):			893.7	RPD = 3

Total PCB Area Col1 (4.623 - 11.036) = 437149606 Col1 Total PCB = 1.9 ppm*

Total PCB Area Col2 (4.705 - 11.396) = 275476760 Col2 Total PCB = 1.9 ppm*

* Quantitated against AR1660 0.25ppm in Ical

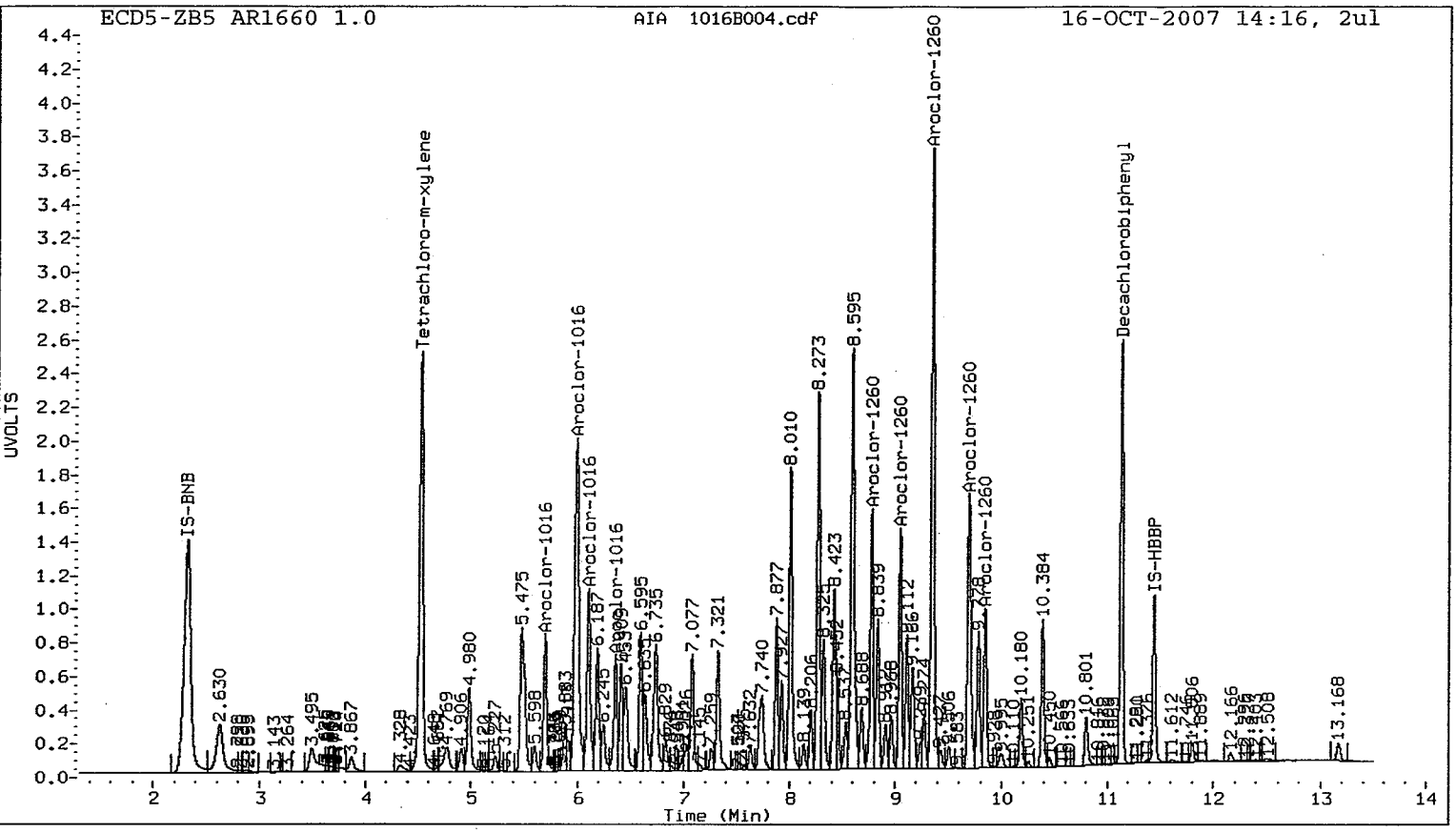
ECD5-ZB5 AR1660 1.0
AIA 1016B004.cdf
16-OCT-2007 14:16, 2ul
UVOLTS
Time (Min)
IS-BNB
Tetrachloro-m-xylene
Aroclor-1016
Aroclor-1260
Decachlorobiphenyl
IS-HBBP

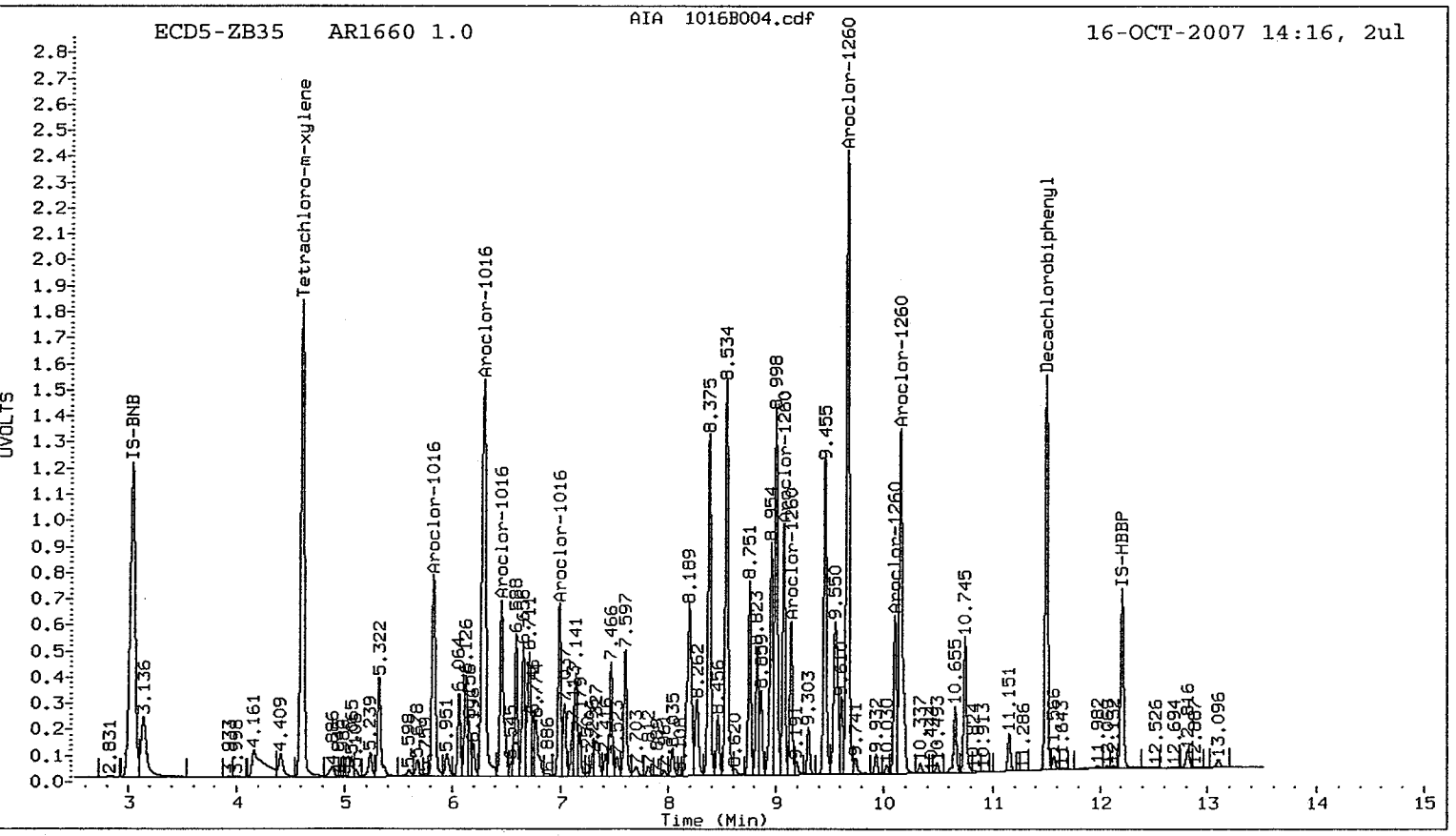
ECD5-ZB35 AR1660 1.0
AIA 1016B004.cdf
16-OCT-2007 14:16, 2ul
UVOLTS
Time (Min)
IS-BNB
Tetrachloro-m-xylene
Aroclor-1016
Aroclor-1260
Decachlorobiphenyl
IS-HBBP

Analytical Resources Inc.
Dual Column PCB Quantitation Report

Data file 1: 20071016.b/ical-1.b/1016B005.d
Data file 2: 20071016.b/ical-2.b/1016B005.d
Method: /chem2/ecd5.i/20071016.b/PCB1.m
Compound Sublist: AR1660
Instrument, Inj. Vol.: ecd5.i, 2ul
Quant Method: Internal Std

ARI ID: AR1660 0.1
Client ID:
Injection Date: 16-OCT-2007 14:33
Report Date: 10/17/2007 08:58
Matrix: SOIL
Dilution Factor: 1.000

ZB5 Col			ZB35 Col			ZB5	ZB35		
RT	Shift	Response	RT	Shift	Response	on col	on col	RPD	Compound/Flag
4.524	0.000	3578625	4.606	0.001	2231735	8.0	7.8	3.2	Tetrachloro-m-xylene
11.136	0.000	2703295	11.497	0.001	1345071	7.8	7.7	2.1	Decachlorobiphenyl

* Indicates RPD > 40%
M Indicates Column 1 peak was manually integrated
N Indicates Column 2 peak was manually integrated

SURROGATE PERCENT RECOVERY

SURROGATE	Col1	Col2
Tetrachloro-m-xylene	20.0	19.4
Decachlorobiphenyl	19.6	19.2

INTERNAL STANDARD SUMMARY

Column 1

Standard Cpnd	Standard Area*	Sample Area	%D
Bromo-Nitrobenzene	31569414	34137766	8.1
Hexabromobiphenyl	9983366	10882314	9.0

Column 2

Standard Cpnd	Standard Area*	Sample Area	%D
Bromo-Nitrobenzene	20324893	21895824	7.7
Hexabromobiphenyl	6610345	7309482	10.6

* Standard Areas taken from Initial Cal Level 3
Initial Calibration Date: 16-OCT-2007
<- Indicates standard response outside Limits (-50 to +100%)

	ZB5 Col				ZB35 Col				
Aroclor	Peak#	RT	Shift	Area	Amount	Peak#	RT	Shift	Area	Amount
Aroclor-1016	1	5.695	0.000	1075905	99.8	1	5.825	0.001	1090019	100.7
Aroclor-1016	2	5.992	0.000	3213461	98.7	2	6.293	0.001	2224312	97.2
Aroclor-1016	3	6.104	0.000	1425642	99.8	3	6.454	0.001	907994	99.4
Aroclor-1016	4	6.358	0.000	870498	99.3	4	6.991	0.001	700124	97.6
Total Col1Ave (4 peaks):					99.4	Total Col2Ave (4 peaks):			98.7	RPD = 1
Corrected Ave (4 peaks):					99.4	Corrected Ave (4 peaks):			98.7	RPD = 1
Aroclor-1260	1	8.781	0.000	1969668	101.0	1	9.073	0.001	1129475	100.4
Aroclor-1260	2	9.049	0.000	1645167	99.6	2	9.141	0.001	632014	99.2
Aroclor-1260	3	9.350	0.000	4289497	98.7	3	9.665	0.001	2553650	95.1
Aroclor-1260	4	9.690	0.000	1942315	96.5	4	10.104	0.001	736809	101.5
Aroclor-1260	5	9.841	0.000	1266941	101.7	5	10.155	0.001	1619047	96.8
Total Col1Ave (5 peaks):					99.5	Total Col2Ave (5 peaks):			98.6	RPD = 1
Corrected Ave (5 peaks):					99.5	Corrected Ave (5 peaks):			98.6	RPD = 1

Total PCB Area Col1 (4.624 - 11.036) = 53787104 Col1 Total PCB = 0.2 ppm*

Total PCB Area Col2 (4.705 - 11.396) = 33574025 Col2 Total PCB = 0.2 ppm*

* Quantitated against AR1660 0.25ppm in Ical

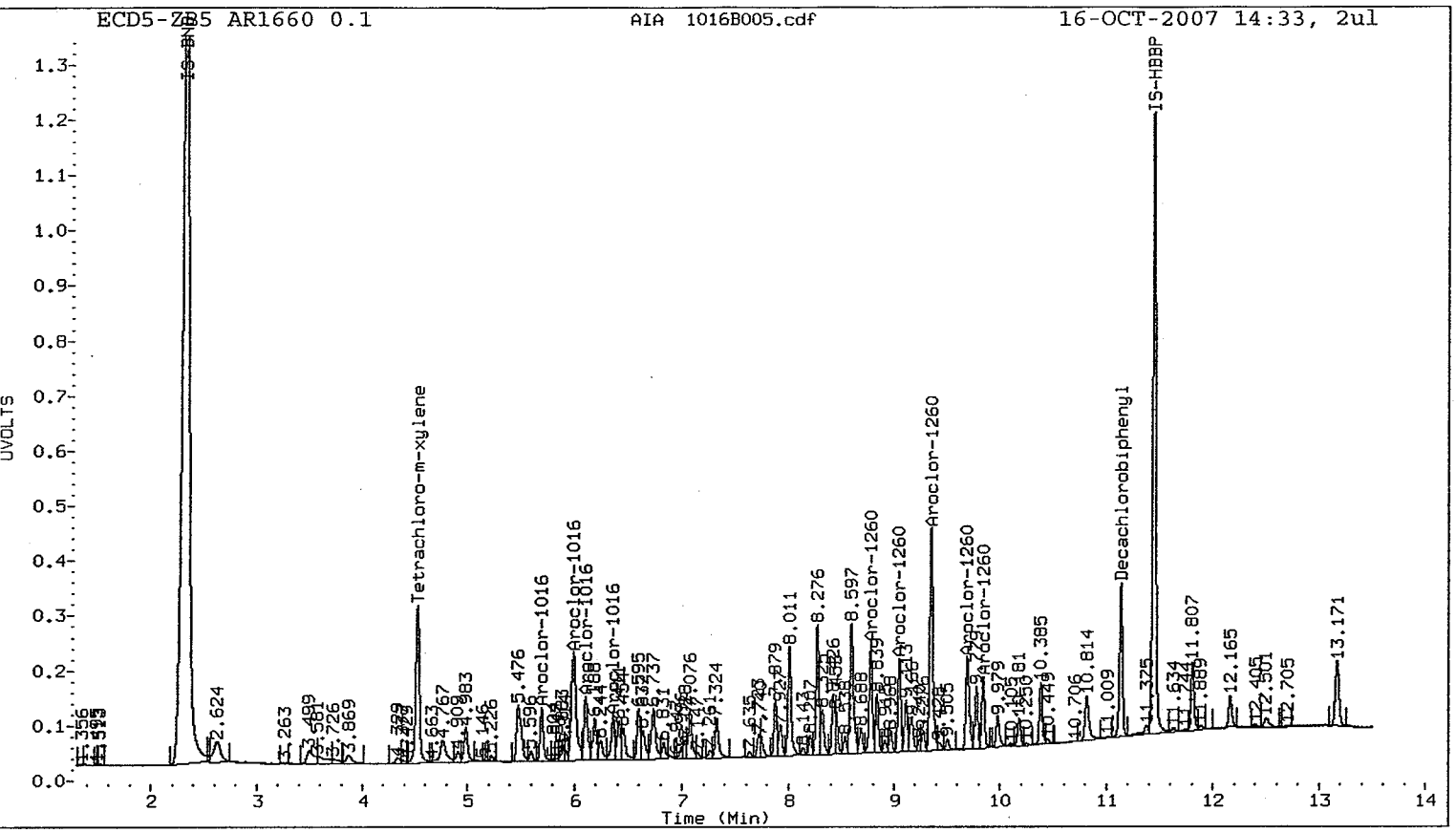
ECD5-ZB5 AR1660 0.1
AIA 1016B005.cdf
16-OCT-2007 14:33, 2ul
UVOLTS
Time (Min)
IS-BNB
IS-HBBP
Tetrachloro-m-xylene
Decachlorobiphenyl
Aroclor-1016
Aroclor-1260

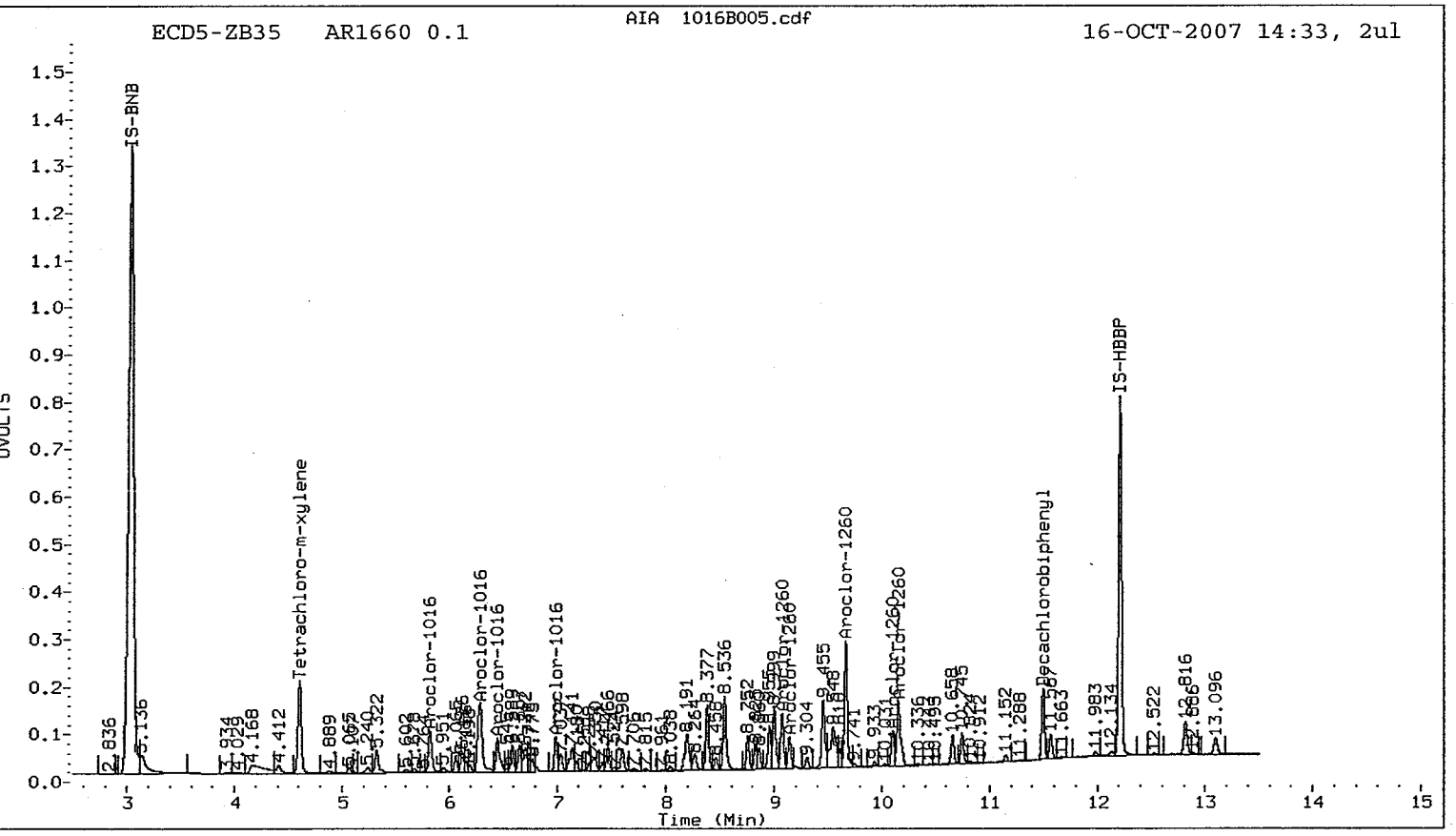
ECD5-ZB35 AR1660 0.1
AIA 1016B005.cdf
16-OCT-2007 14:33, 2ul
UVOLTS
Time (Min)
IS-BNB
IS-HBBP
Tetrachloro-m-xylene
Decachlorobiphenyl
Aroclor-1016
Aroclor-1260

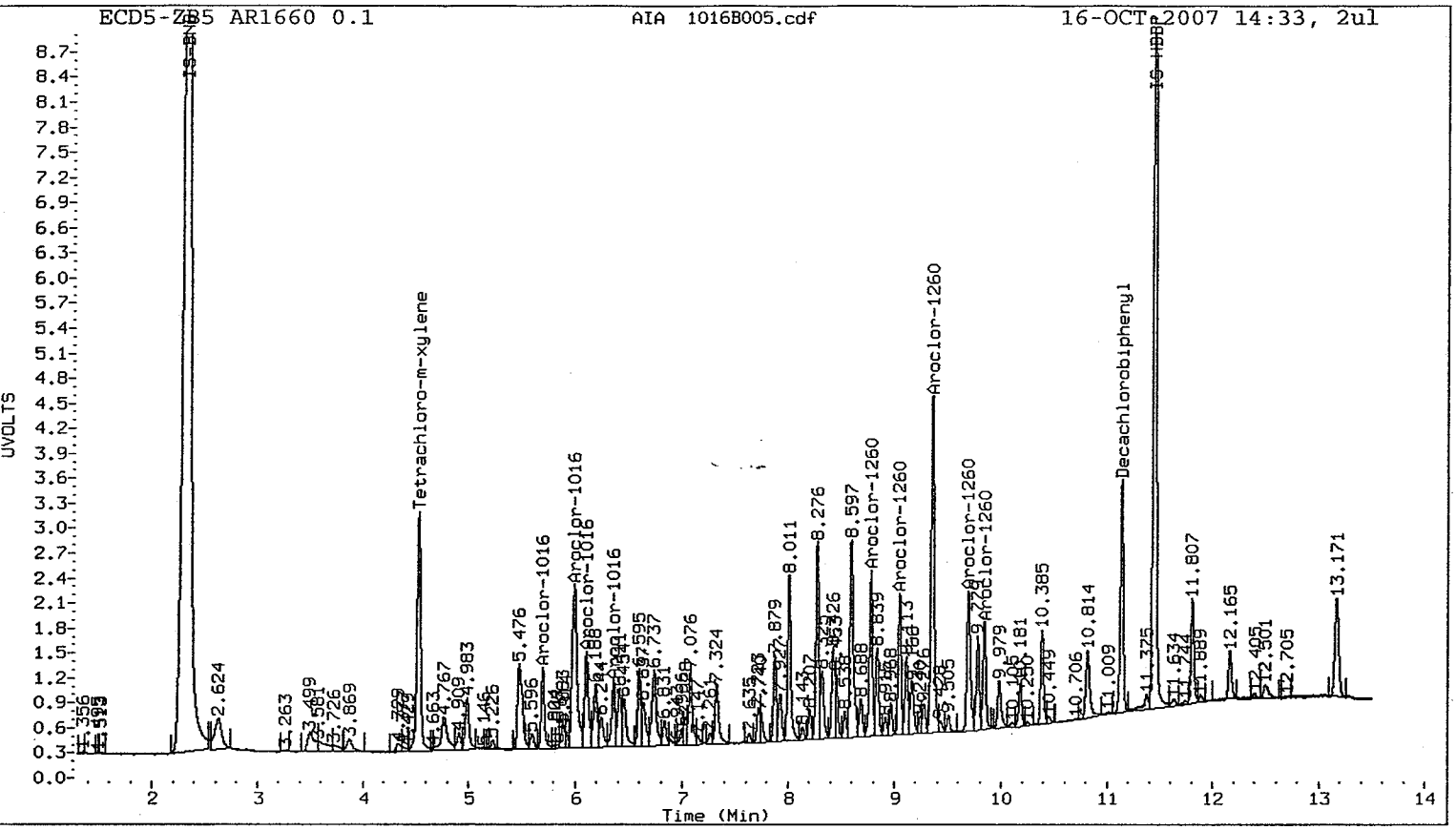
ECD5-ZB5 AR1660 0.1
AIA 1016B005.cdf
16-OCT-2007 14:33, 2ul
UVOLTS
Time (Min)
IS-BNB
IS-HBBP
Tetrachloro-m-xylene
Aroclor-1016
Aroclor-1260
Decachlorobiphenyl

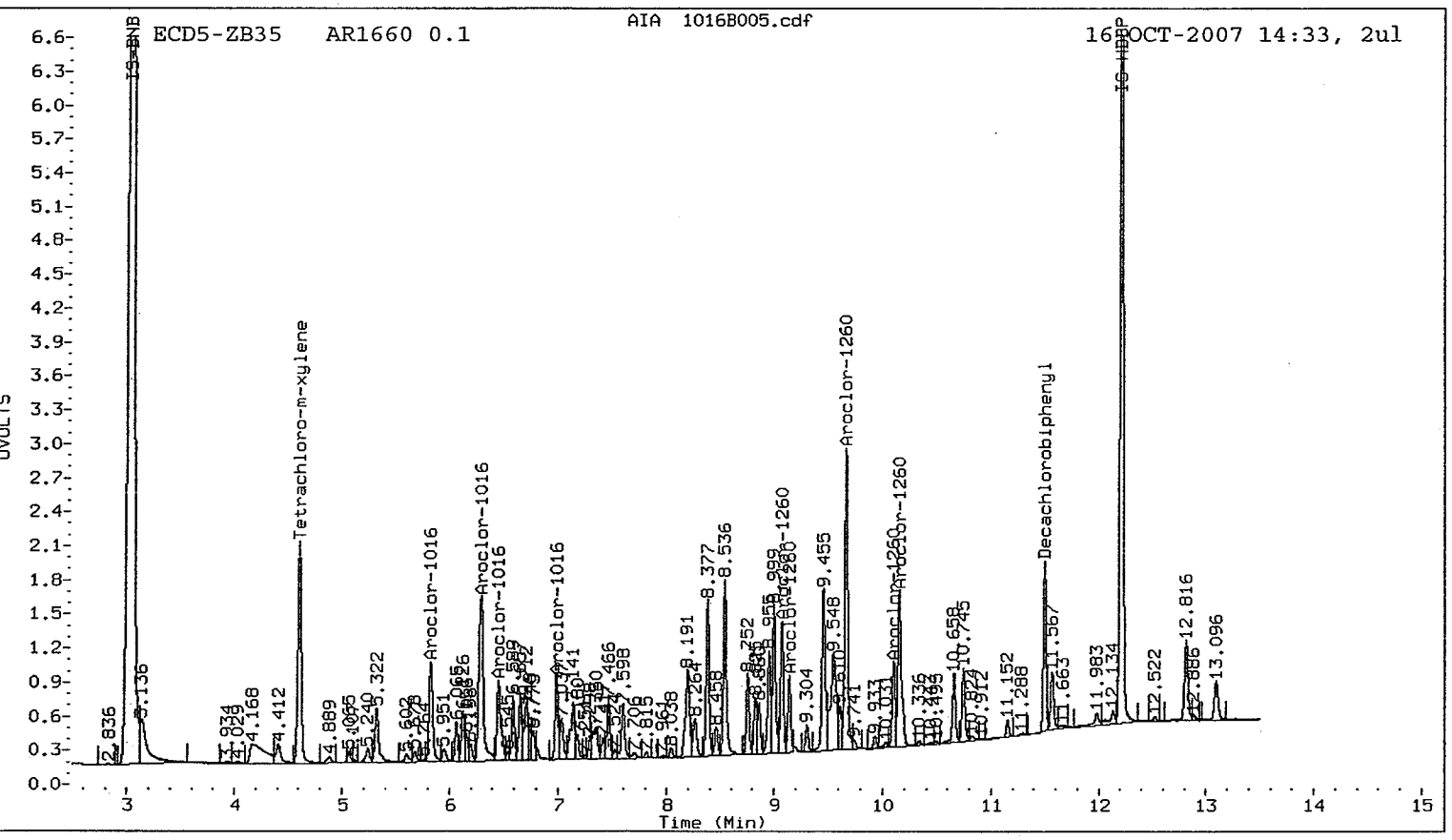
ECD5-ZB35 AR1660 0.1
AIA 1016B005.cdf
16-OCT-2007 14:33, 2ul
UVOLTS
Time (Min)
IS-BNB
IS-HBBP
Tetrachloro-m-xylene
Aroclor-1016
Aroclor-1260
Decachlorobiphenyl

Analytical Resources Inc.
Dual Column PCB Quantitation Report

Data file 1: 20071016.b/ical-1.b/1016B006.d
Data file 2: 20071016.b/ical-2.b/1016B006.d
Method: /chem2/ecd5.i/20071016.b/PCB1.m
Compound Sublist: AR1660
Instrument, Inj. Vol.: ecd5.i, 2ul
Quant Method: Internal Std

ARI ID: AR1660 0.5
Client ID:
Injection Date: 16-OCT-2007 14:50
Report Date: 10/17/2007 08:58
Matrix: SOIL
Dilution Factor: 1.000

ZB5 Col			ZB35 Col			ZB5	ZB35		
RT	Shift	Response	RT	Shift	Response	on col	on col	RPD	Compound/Flag
4.524	0.000	16488908	4.605	0.000	10868287	37.3	38.7	3.5	Tetrachloro-m-xylene
11.136	0.000	12621094	11.498	0.001	6928220	35.6	38.4	7.4	Decachlorobiphenyl

* Indicates RPD > 40%
M Indicates Column 1 peak was manually integrated
N Indicates Column 2 peak was manually integrated

SURROGATE PERCENT RECOVERY

SURROGATE	Col1	Col2
Tetrachloro-m-xylene	93.3	96.6
Decachlorobiphenyl	89.1	95.9

INTERNAL STANDARD SUMMARY

Column 1

Standard Cpnd	Standard Area*	Sample Area	%D
Bromo-Nitrobenzene	31569414	33732708	6.9
Hexabromobiphenyl	9983366	11150922	11.7

Column 2

Standard Cpnd	Standard Area*	Sample Area	%D
Bromo-Nitrobenzene	20324893	21386221	5.2
Hexabromobiphenyl	6610345	7518202	13.7

* Standard Areas taken from Initial Cal Level 3
Initial Calibration Date: 16-OCT-2007
<- Indicates standard response outside Limits (-50 to +100%)

		ZB5 Col				ZB35 Col			
Aroclor	Peak#	RT	Shift	Area	Amount	Peak#	RT	Shift	Area	Amount
Aroclor-1016	1	5.695	0.000	4547453	427.1	1	5.824	0.000	4555324	430.8
Aroclor-1016	2	5.991	0.000	14396086	447.4	2	6.293	0.000	9949476	445.2
Aroclor-1016	3	6.103	0.000	6003759	425.2	3	6.453	0.000	3908370	438.0
Aroclor-1016	4	6.357	0.000	3739285	431.9	4	6.990	0.000	3129283	446.4
Total Col1Ave (4 peaks):					432.9	Total Col2Ave (4 peaks):				440.1 RPD = 2
Corrected Ave (4 peaks):					432.9	Corrected Ave (4 peaks):				440.1 RPD = 2
Aroclor-1260	1	8.780	0.000	9025039	451.7	1	9.072	0.000	5078318	438.9
Aroclor-1260	2	9.048	0.000	7618106	450.3	2	9.140	0.000	2851501	435.2
Aroclor-1260	3	9.349	0.000	20380431	457.5	3	9.664	0.000	12299838	445.3
Aroclor-1260	4	9.690	0.000	9154803	443.9	4	10.103	0.000	3393428	454.7
Aroclor-1260	5	9.840	0.000	5961507	466.8	5	10.154	0.000	7850331	456.3
Total Col1Ave (5 peaks):					454.0	Total Col2Ave (5 peaks):				446.1 RPD = 2
Corrected Ave (5 peaks):					454.0	Corrected Ave (5 peaks):				446.1 RPD = 2

Total PCB Area Col1 (4.624 - 11.036) = 233318641 Col1 Total PCB = 0.9 ppm*

Total PCB Area Col2 (4.705 - 11.396) = 144514016 Col2 Total PCB = 0.9 ppm*

* Quantitated against AR1660 0.25ppm in Ical

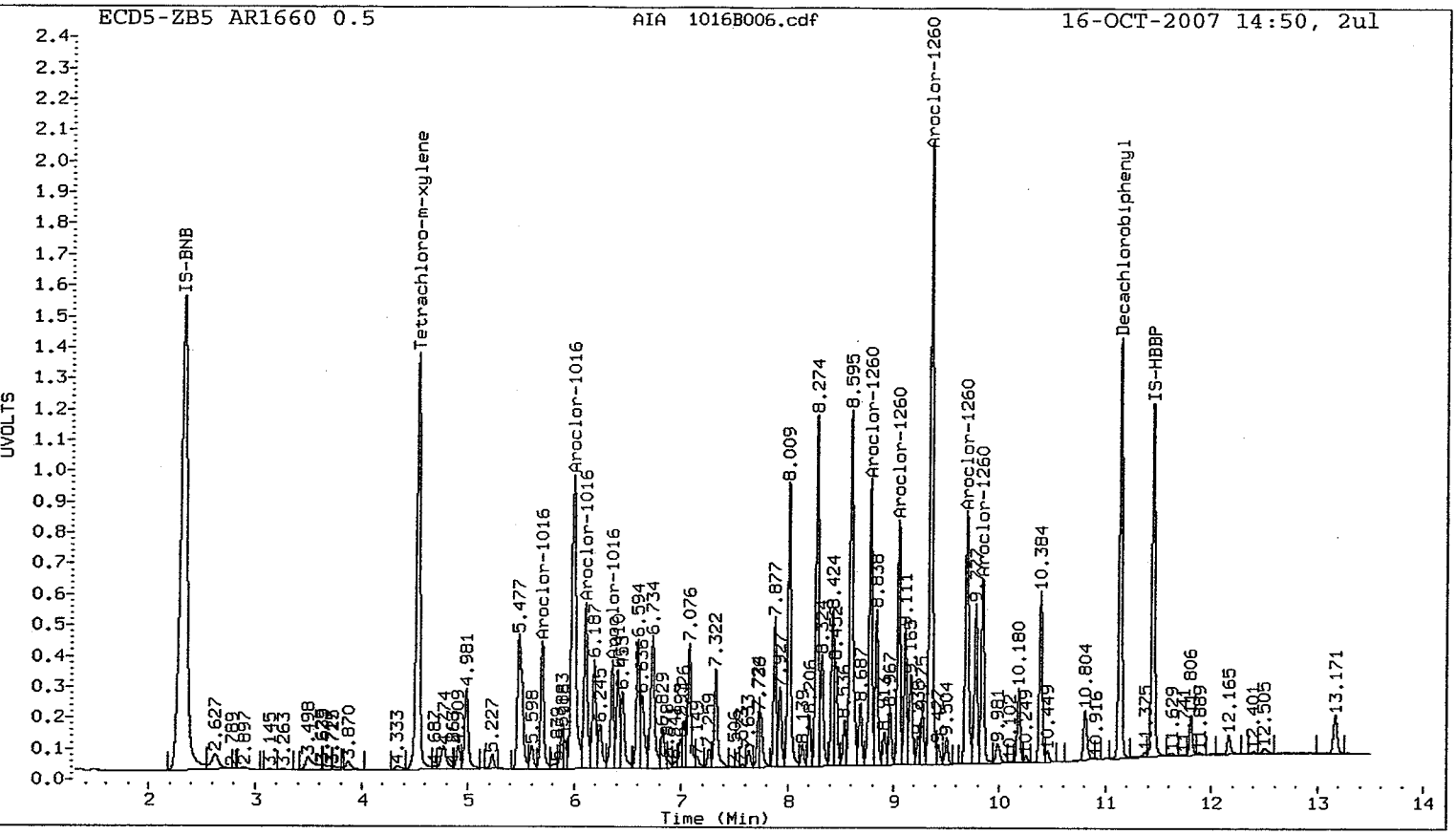
ECD5-ZB5 AR1660 0.5
AIA 1016B006.cdf
16-OCT-2007 14:50, 2ul
UVOLTS
Time (Min)
IS-BNB
Tetrachloro-m-xylene
Aroclor-1016
Aroclor-1260
Decachlorobiphenyl
IS-HBBP

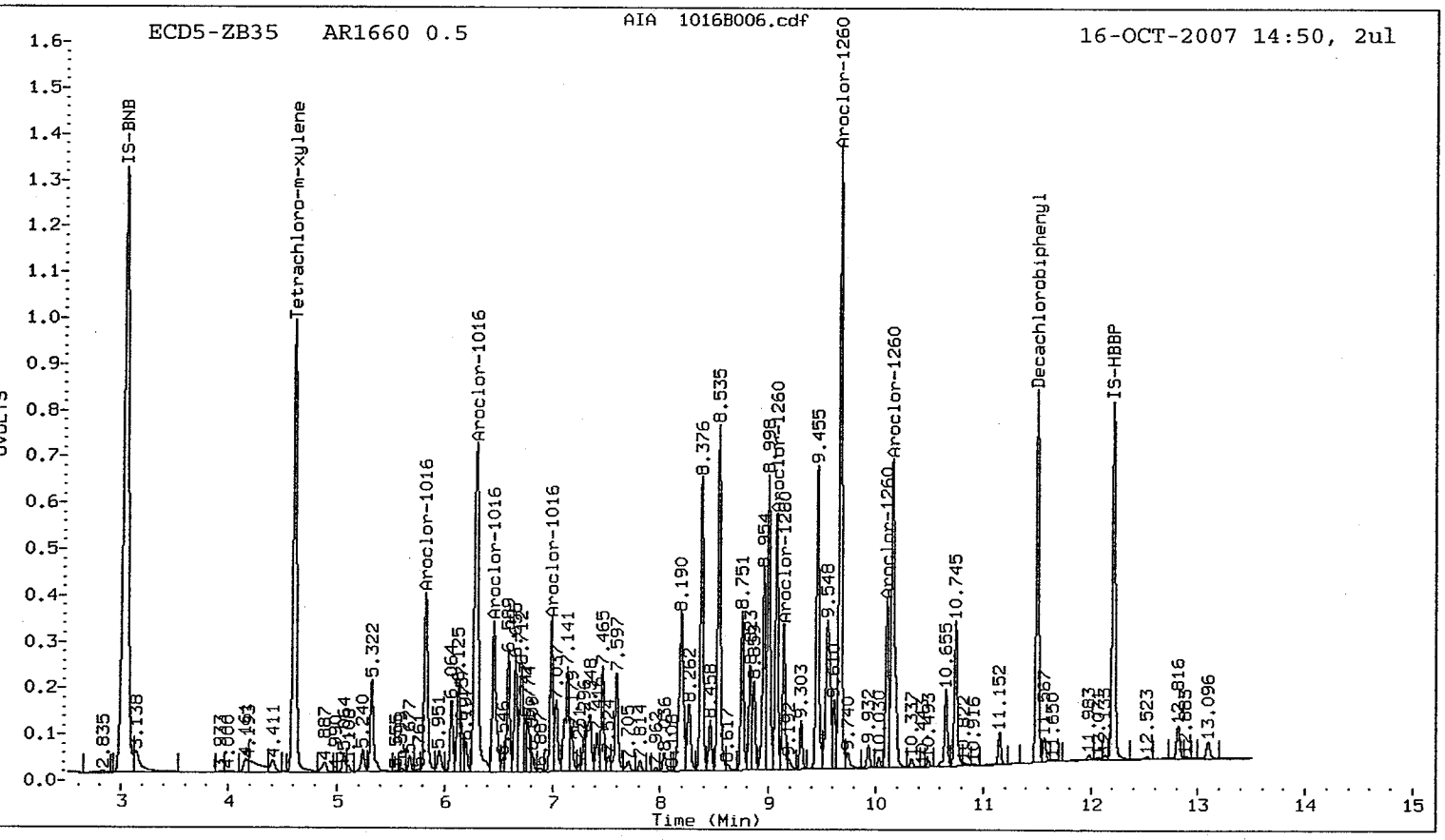
ECD5-ZB35 AR1660 0.5
AIA 1016B006.cdf
16-OCT-2007 14:50, 2ul
UVOLTS
Time (Min)
IS-BNB
Tetrachloro-m-xylene
Aroclor-1016
Aroclor-1260
Decachlorobiphenyl
IS-HBBP

Analytical Resources Inc.
Dual Column PCB Quantitation Report

Data file 1: 20071016.b/ical-1.b/1016B007.d
Data file 2: 20071016.b/ical-2.b/1016B007.d
Method: /chem2/ecd5.i/20071016.b/PCB1.m
Compound Sublist: AR1660
Instrument, Inj. Vol.: ecd5.i, 2ul
Quant Method: Internal Std

ARI ID: ICV
Client ID:
Injection Date: 16-OCT-2007 15:07
Report Date: 10/17/2007 08:58
Matrix: SOIL
Dilution Factor: 1.000

ZB5 Col RT	ZB5 Col Shift	ZB5 Col Response	ZB35 Col RT	ZB35 Col Shift	ZB35 Col Response	ZB5 on col	ZB35 on col	RPD	Compound/Flag
4.475	-0.049	224426	4.625	0.020	54128	0.5	0.2	93.1*	Tetrachloro-m-xylene A B
11.112	-0.024	259399	11.498	0.002	35445	0.8	0.2	114.6*	Decachlorobiphenyl A B

* Indicates RPD > 40%
M Indicates Column 1 peak was manually integrated
N Indicates Column 2 peak was manually integrated

SURROGATE PERCENT RECOVERY

SURROGATE	Col1	Col2
Tetrachloro-m-xylene	1.3	0.5
Decachlorobiphenyl	1.9	0.5

INTERNAL STANDARD SUMMARY

Column 1

Standard Cpnd	Standard Area*	Sample Area	%D
Bromo-Nitrobenzene	31569414	32611268	3.3
Hexabromobiphenyl	9983366	10722755	7.4

Column 2

Standard Cpnd	Standard Area*	Sample Area	%D
Bromo-Nitrobenzene	20324893	21496463	5.8
Hexabromobiphenyl	6610345	7132843	7.9

* Standard Areas taken from Initial Cal Level 3
Initial Calibration Date: 16-OCT-2007
<- Indicates standard response outside Limits (-50 to +100%)

Aroclor	Peak#	ZB5 Col RT	Shift	Area	Amount	Peak#	ZB35 Col RT	Shift	Area	Amount
Aroclor-1016	1	5.696	0.001	2569493	249.6	1	5.824	-0.001	2566783	241.5
Aroclor-1016	2	5.994	0.003	7842038	252.1	2	6.293	0.000	5475852	243.7
Aroclor-1016	3	6.104	0.002	3453876	253.0	3	6.454	0.001	2173248	242.3
Aroclor-1016	4	6.357	0.001	2144120	256.2	4	6.991	0.001	1638432	232.5
Total Col1Ave (4 peaks):					252.7	Total Col2Ave (4 peaks):			240.0	RPD = 5
Corrected Ave (4 peaks):					252.7	Corrected Ave (4 peaks):			240.0	RPD = 5
Aroclor-1260	1	8.781	0.001	4180884	217.6	1	9.073	0.001	2353664	214.4
Aroclor-1260	2	9.049	0.001	3662494	225.1	2	9.141	0.001	1431848	230.4
Aroclor-1260	3	9.349	0.001	9691460	226.2	3	9.665	0.001	5785599	220.8
Aroclor-1260	4	9.690	0.000	4755072	239.8	4	10.104	0.001	1490410	210.5
Aroclor-1260	5	9.841	0.001	2495139	203.2	5	10.155	0.001	3741148	229.2
Total Col1Ave (5 peaks):					222.4	Total Col2Ave (5 peaks):			221.0	RPD = 1
Corrected Ave (5 peaks):					222.4	Corrected Ave (5 peaks):			221.0	RPD = 1

Total PCB Area Col1 (4.624 - 11.036) = 120786590 Col1 Total PCB = 0.5 ppm*

Total PCB Area Col2 (4.705 - 11.396) = 75942885 Col2 Total PCB = 0.5 ppm*

* Quantitated against AR1660 0.25ppm in Ical

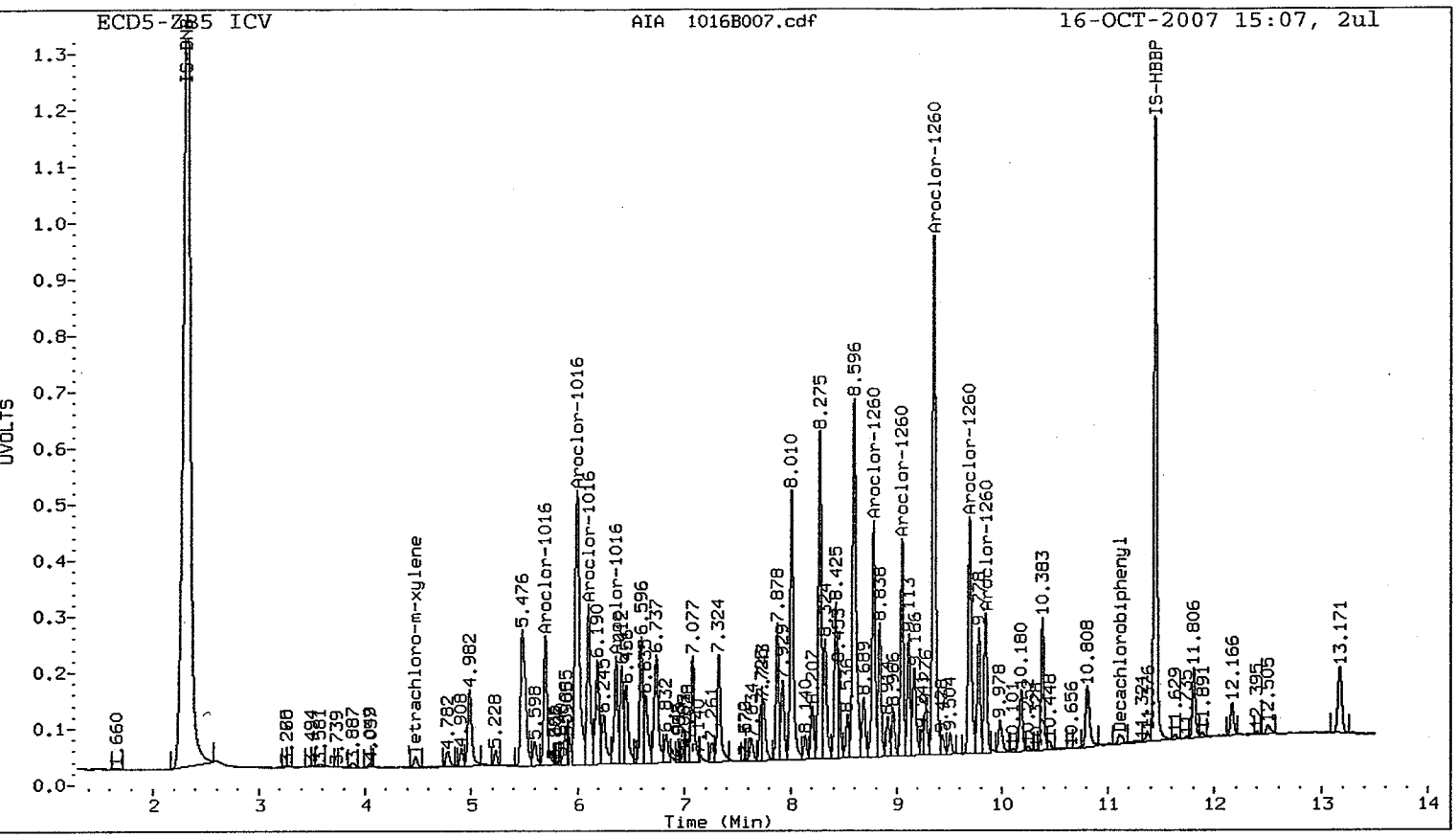
ECD5-ZB5 ICV
AIA 1016B007.cdf
16-OCT-2007 15:07, 2ul
UVOLTS
Time (Min)
IS-BNB
Tetrachloro-m-xylene
Aroclor-1016
Aroclor-1260
IS-HBBP
Decachlorobiphenyl

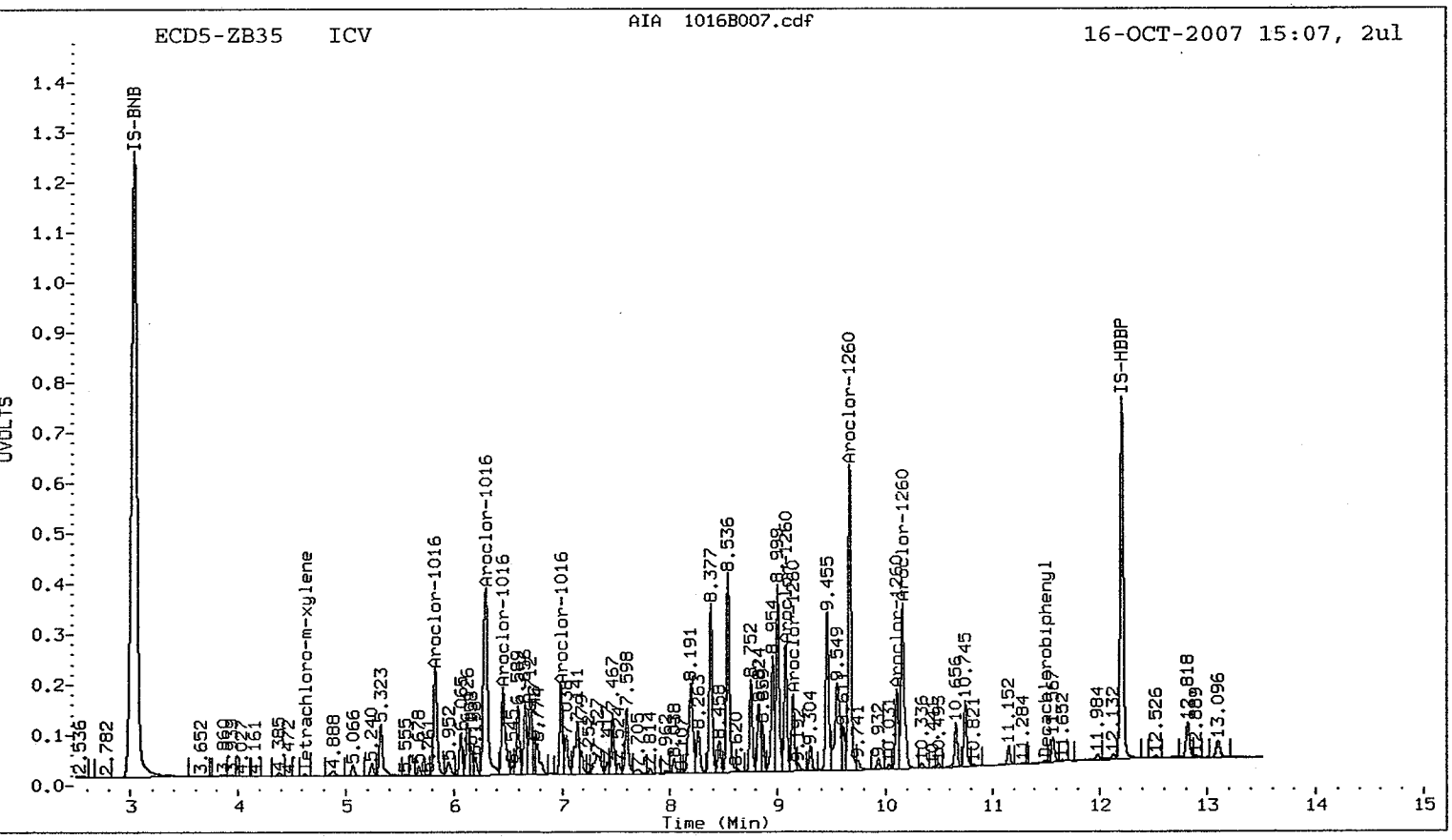
ECD5-ZB35 ICV
AIA 1016B007.cdf
16-OCT-2007 15:07, 2ul
UVOLTS
Time (Min)
IS-BNB
Tetrachloro-m-xylene
Aroclor-1016
Aroclor-1260
IS-HBBP
Decachlorobiphenyl

Analytical Resources Inc.
Dual Column PCB Quantitation Report

Data file 1: 20071016.b/ical-1.b/1016B008.d
Data file 2: 20071016.b/ical-2.b/1016B008.d
Method: /chem2/ecd5.i/20071016.b/PCB1.m
Compound Sublist: AR1242
Instrument, Inj. Vol.: ecd5.i, 2ul
Quant Method: Internal Std

ARI ID: AR1242
Client ID:
Injection Date: 16-OCT-2007 15:24
Report Date: 10/17/2007 08:58
Matrix: SOIL
Dilution Factor: 1.000

ZB5 Col RT	ZB5 Col Shift	ZB5 Col Response	ZB35 Col RT	ZB35 Col Shift	ZB35 Col Response	ZB5 on col	ZB35 on col	RPD	Compound/Flag
4.524	0.000	8250946	4.606	0.001	5384092	19.1	19.3	1.1	Tetrachloro-m-xylene
11.136	0.000	6507140	11.497	0.001	3376749	18.0	18.7	3.5	Decachlorobiphenyl

* Indicates RPD > 40%
M Indicates Column 1 peak was manually integrated
N Indicates Column 2 peak was manually integrated

SURROGATE PERCENT RECOVERY

SURROGATE	Col1	Col2
Tetrachloro-m-xylene	47.7	48.2
Decachlorobiphenyl	45.1	46.7

INTERNAL STANDARD SUMMARY

Column 1

Standard Cpnd	Standard Area*	Sample Area	%D
Bromo-Nitrobenzene	31569414	33033563	4.6
Hexabromobiphenyl	9983366	11364938	13.8

Column 2

Standard Cpnd	Standard Area*	Sample Area	%D
Bromo-Nitrobenzene	20324893	21255964	4.6
Hexabromobiphenyl	6610345	7527133	13.9

* Standard Areas taken from Initial Cal Level 3
Initial Calibration Date: 16-OCT-2007
<- Indicates standard response outside Limits (-50 to +100%)

	ZB5 Col				ZB35 Col			
Aroclor	Peak#	RT	Shift	Area	Amount	Peak#	RT	Shift	Area	Amount
Aroclor-1242	1	5.696	0.000	2101192	250.0	1	5.323	0.000	1070473	250.0
Aroclor-1242	2	5.992	0.000	6305078	250.0	2	5.824	0.000	2094679	250.0
Aroclor-1242	3	6.104	0.000	2790517	250.0	3	6.293	0.000	4366375	250.0
Aroclor-1242	4	6.735	0.000	2671015	250.0	4	6.453	0.000	1745365	250.0
Aroclor-1242	NS	---			----	5	7.349	0.000	1672071	250.0

Total Col1Ave (4 peaks): 250.0 Total Col2Ave (5 peaks): 250.0 RPD = 0

Corrected Ave (4 peaks): 250.0 Corrected Ave (5 peaks): 250.0 RPD = 0

Total PCB Area Col1 (4.624 - 11.036) = 50386819 Col1 Total PCB = 0.2 ppm*

Total PCB Area Col2 (4.705 - 11.396) = 32915700 Col2 Total PCB = 0.2 ppm*

* Quantitated against AR1660 0.25ppm in Ical

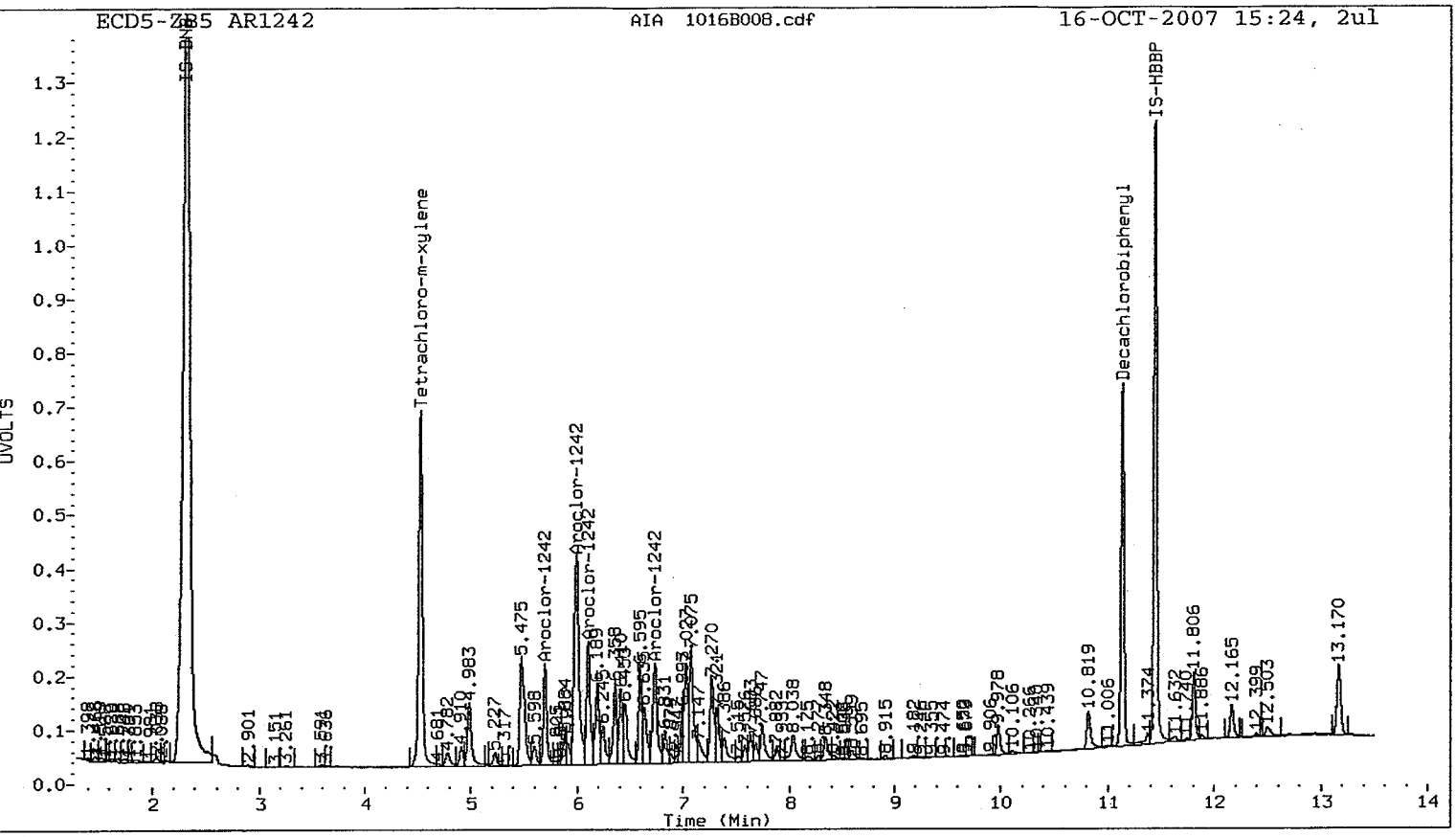
ECD5-ZB5 AR1242
AIA 1016B008.cdf
16-OCT-2007 15:24, 2ul
IS-BNB
Tetrachloro-m-xylene
Aroclor-1242
Aroclor-1242
Aroclor-1242
Aroclor-1242
Decachlorobiphenyl
IS-HBBP
13.170
UVOLTS
Time (Min)

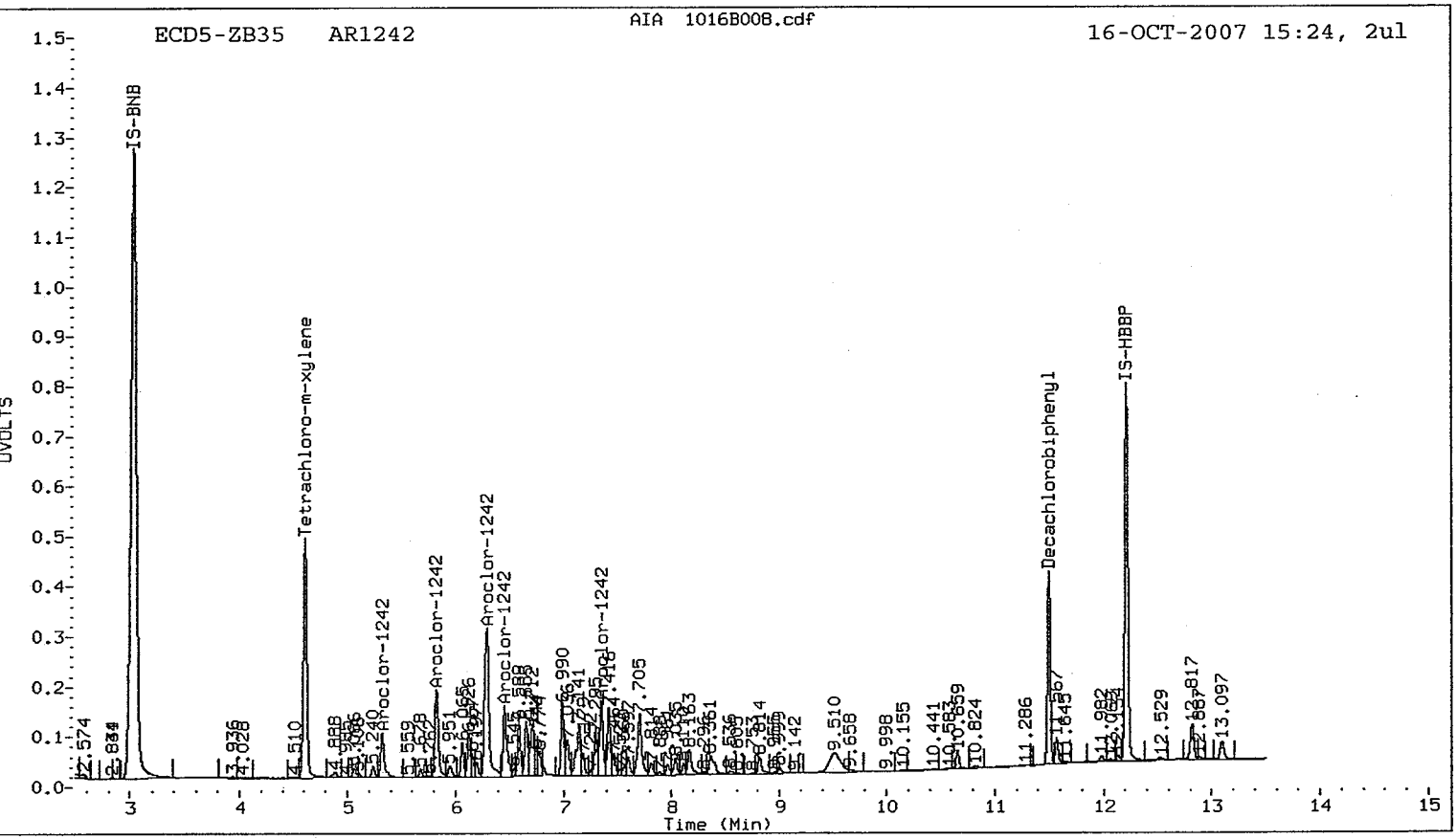
ECD5-ZB35 AR1242
AIA 1016B008.cdf
16-OCT-2007 15:24, 2ul
IS-BNB
Tetrachloro-m-xylene
Aroclor-1242
Aroclor-1242
Aroclor-1242
Aroclor-1242
Decachlorobiphenyl
IS-HBBP
UVOLTS
Time (Min)

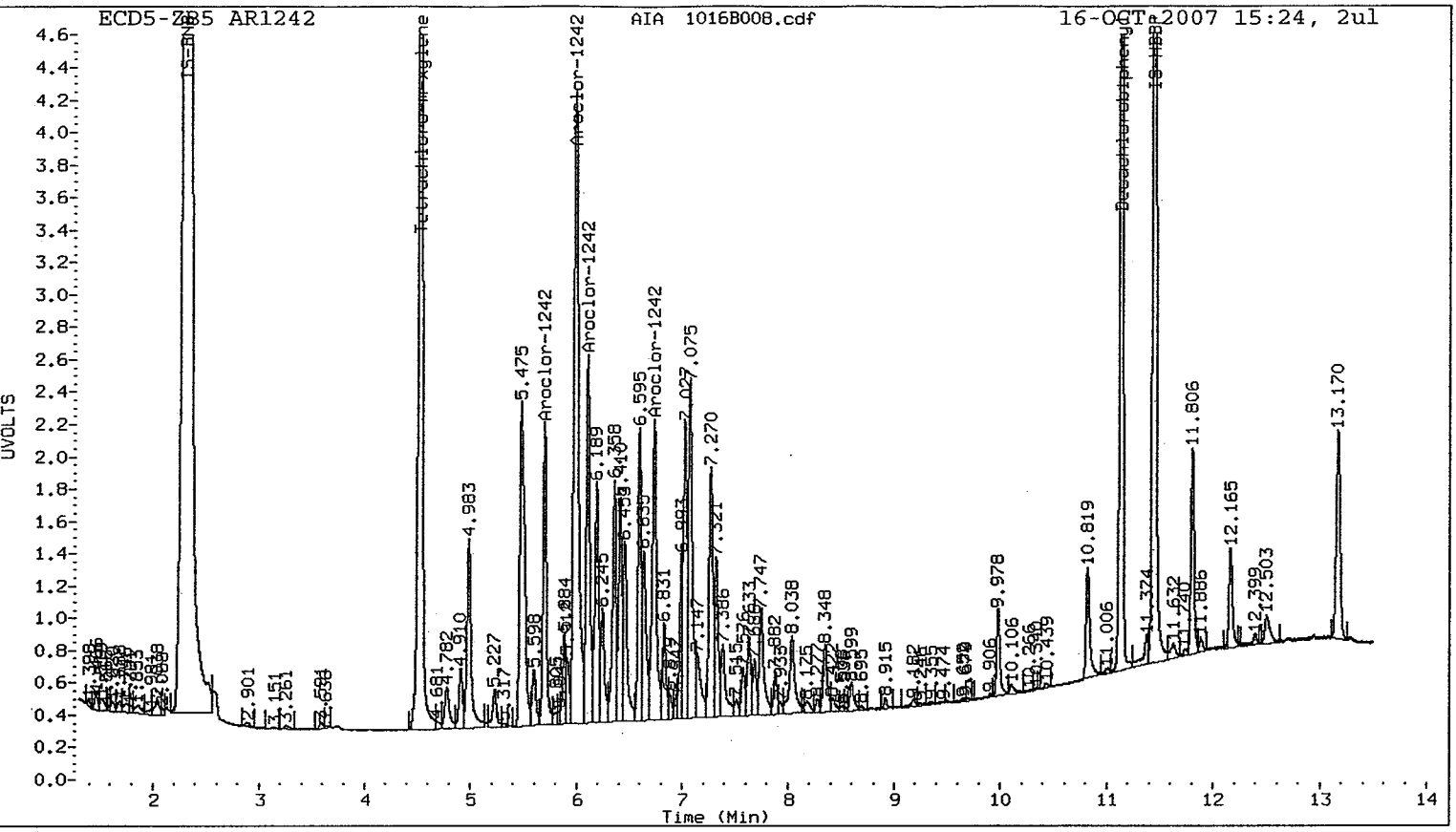
ECD5-ZB5 AR1242
AIA 1016B008.cdf
16-OCT-2007 15:24, 2ul
UVOLTS
Time (Min)
IS-BNB
Tetrachloro-m-xylene
Aroclor-1242
Decachlorobiphenyl
IS-HBBP
2.901
3.151
3.261
4.681
4.782
4.910
4.983
5.227
5.475
5.598
6.189
6.358
6.595
6.831
7.027
7.075
7.147
7.270
7.321
7.386
7.747
8.038
8.348
9.906
9.915
9.978
10.106
10.366
10.439
10.819
11.006
11.324
11.632
11.720
11.806
11.886
12.165
12.399
12.503
13.170

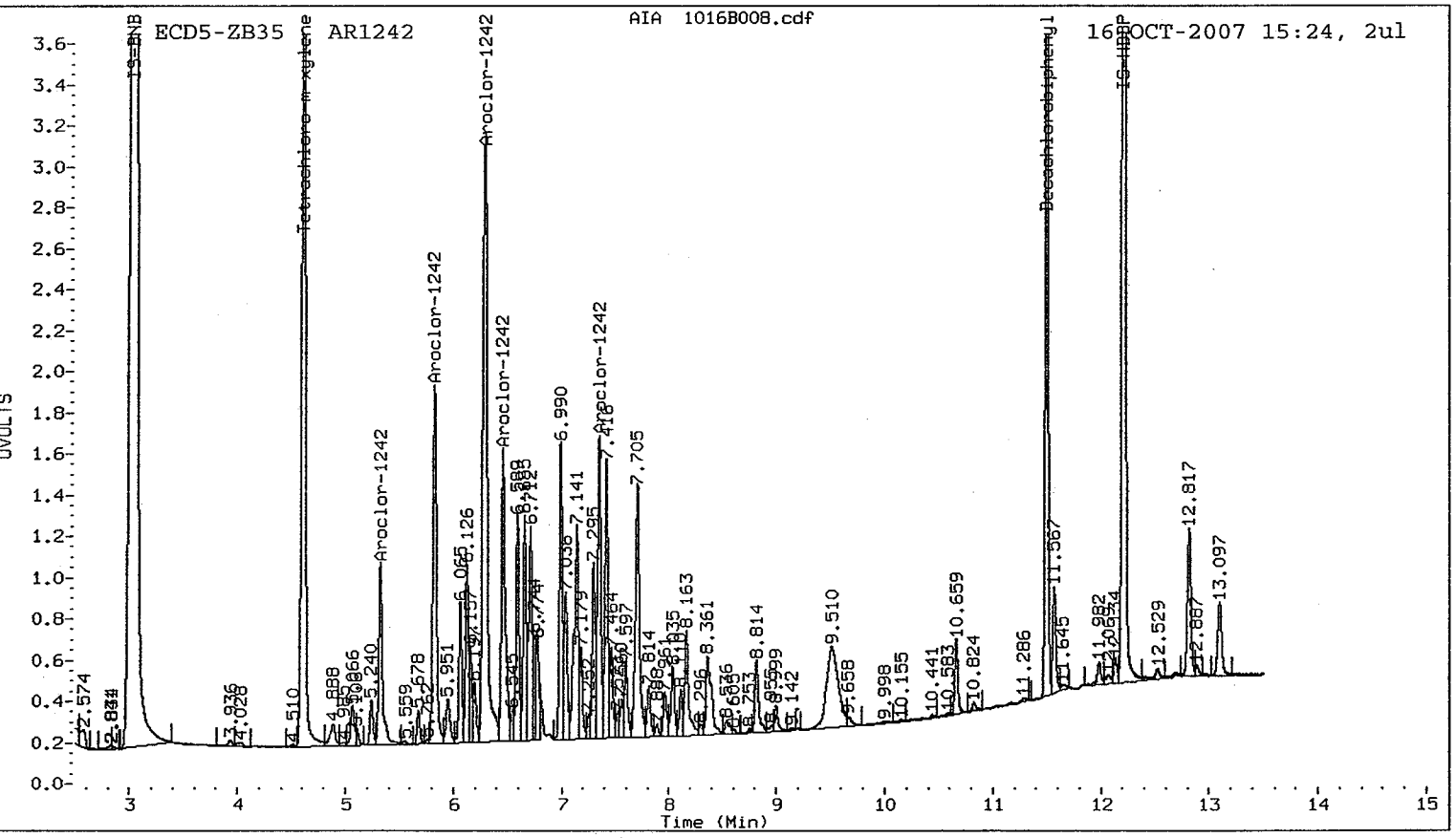
ECD5-ZB35 AR1242
AIA 1016B008.cdf
16-OCT-2007 15:24, 2ul
UVOLTS
Time (Min)
IS-BNB
Tetrachloro-m-xylene
Aroclor-1242
Decachlorobiphenyl
IS-HBBP
2.574
2.834
2.936
3.028
3.510
4.888
5.240
5.559
5.678
5.951
6.065
6.126
6.990
7.141
7.295
7.418
7.705
8.163
8.361
8.814
9.510
9.658
9.998
10.155
10.441
10.583
10.659
10.824
11.286
11.645
11.667
12.529
12.817
13.097

Analytical Resources Inc.
Dual Column PCB Quantitation Report

Data file 1: 20071016.b/ical-1.b/1016B009.d
Data file 2: 20071016.b/ical-2.b/1016B009.d
Method: /chem2/ecd5.i/20071016.b/PCB1.m
Compound Sublist: AR1248
Instrument, Inj. Vol.: ecd5.i, 2ul
Quant Method: Internal Std

ARI ID: AR1248
Client ID:
Injection Date: 16-OCT-2007 15:42
Report Date: 10/17/2007 08:58
Matrix: SOIL
Dilution Factor: 1.000

ZB5 Col RT	ZB5 Col Shift	ZB5 Col Response	ZB35 Col RT	ZB35 Col Shift	ZB35 Col Response	ZB5 on col	ZB35 on col	RPD	Compound/Flag
4.524	0.000	8372462	4.605	0.000	5450380	19.1	19.4	1.6	Tetrachloro-m-xylene
11.136	0.000	6329098	11.497	0.000	3350716	19.0	20.3	6.5	Decachlorobiphenyl

* Indicates RPD > 40%
M Indicates Column 1 peak was manually integrated
N Indicates Column 2 peak was manually integrated

SURROGATE PERCENT RECOVERY

SURROGATE	Col1	Col2
Tetrachloro-m-xylene	47.7	48.5
Decachlorobiphenyl	47.4	50.6

INTERNAL STANDARD SUMMARY

Column 1

Standard Cpnd	Standard Area*	Sample Area	%D
Bromo-Nitrobenzene	31569414	33462797	6.0
Hexabromobiphenyl	9983366	10503875	5.2

Column 2

Standard Cpnd	Standard Area*	Sample Area	%D
Bromo-Nitrobenzene	20324893	21354940	5.1
Hexabromobiphenyl	6610345	6887836	4.2

* Standard Areas taken from Initial Cal Level 3
Initial Calibration Date: 16-OCT-2007
<- Indicates standard response outside Limits (-50 to +100%)

	ZB5 Col				ZB35 Col			
Aroclor	Peak#	RT	Shift	Area	Amount	Peak#	RT	Shift	Area	Amount
Aroclor-1248	1	5.992	0.000	4662834	250.0	1	6.291	0.000	3291007	250.0
Aroclor-1248	2	6.105	0.000	1774479	250.0	2	6.656	0.000	1823855	250.0
Aroclor-1248	3	6.357	0.000	2766891	250.0	3	6.990	0.000	2140686	250.0
Aroclor-1248	4	6.736	0.000	4076014	250.0	4	7.349	0.000	2965303	250.0
Aroclor-1248	5	7.074	0.000	5395115	250.0	NS	---			----

Total Col1Ave (5 peaks): 250.0 Total Col2Ave (4 peaks): 250.0 RPD = 0

Corrected Ave (5 peaks): 250.0 Corrected Ave (4 peaks): 250.0 RPD = 0

Total PCB Area Col1 (4.624 - 11.036) = 63564074 Col1 Total PCB = 0.3 ppm*

Total PCB Area Col2 (4.705 - 11.396) = 41389890 Col2 Total PCB = 0.3 ppm*

* Quantitated against AR1660 0.25ppm in Ical

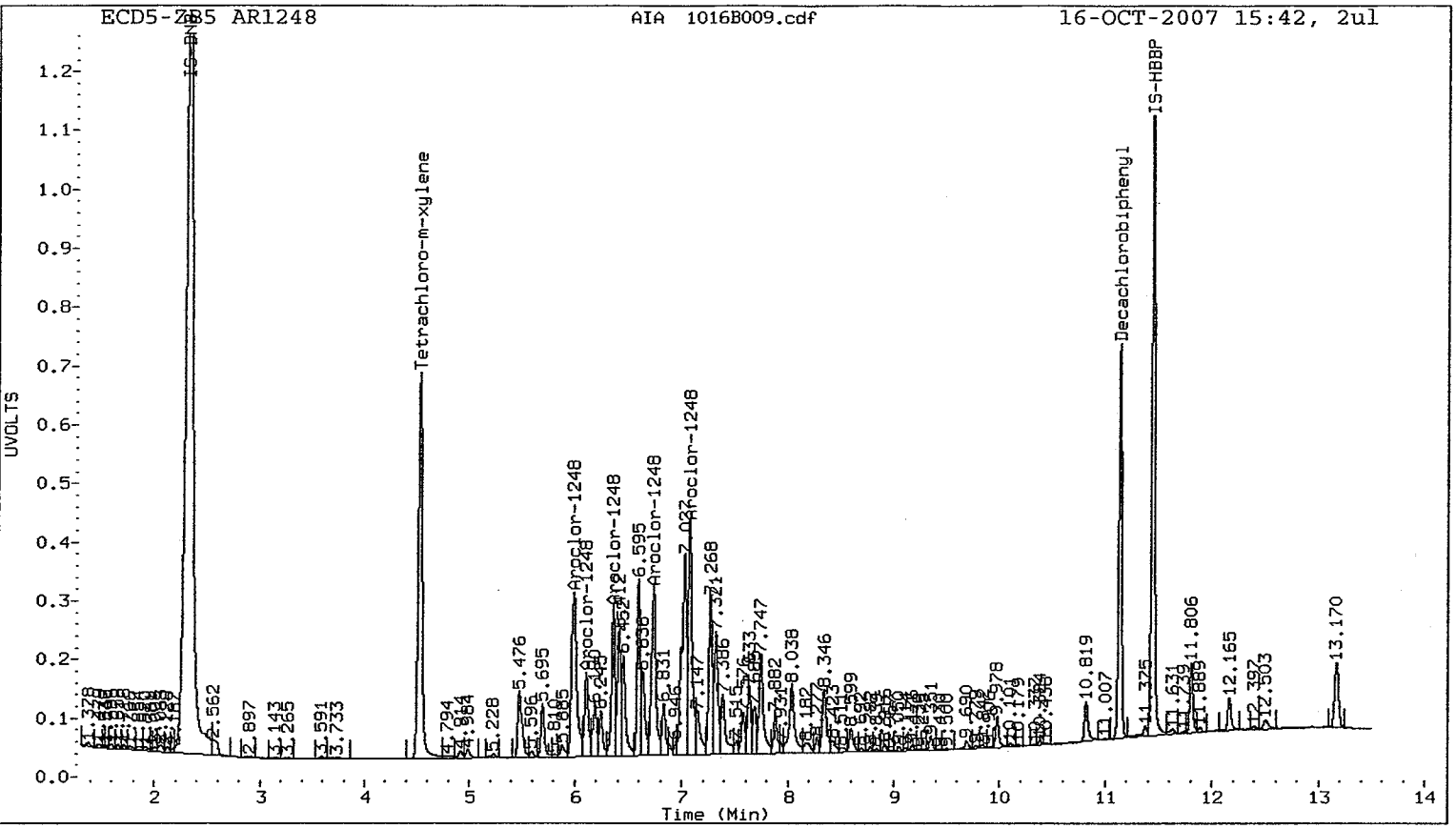
ECD5-ZB5 AR1248
AIA 1016B009.cdf
16-OCT-2007 15:42, 2ul
UVOLTS
Time (Min)
IS-BNB
Tetrachloro-m-xylene
Aroclor-1248
Aroclor-1248
Aroclor-1248
Aroclor-1248
Aroclor-1248
Decachlorobiphenyl
IS-HBBP

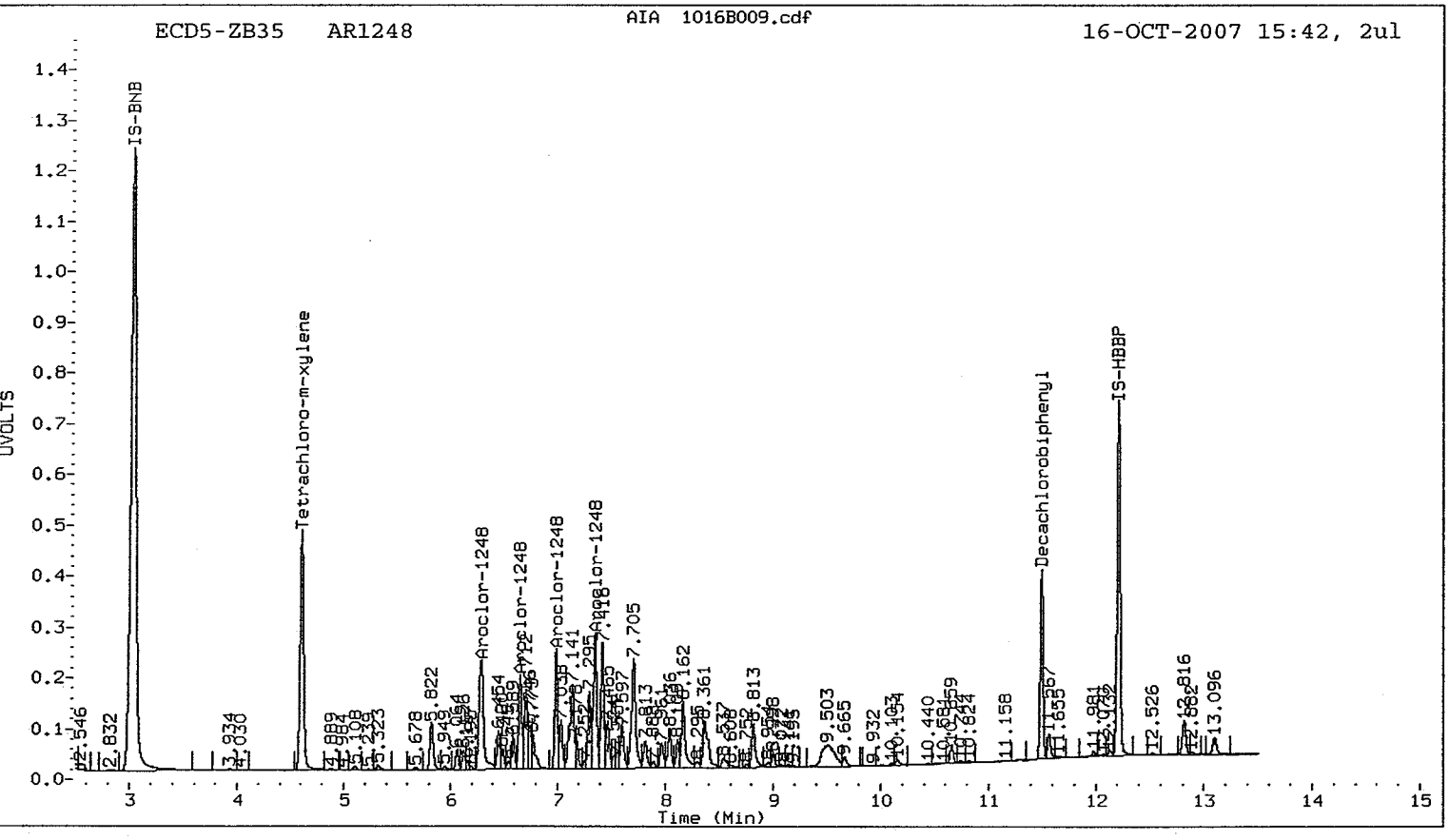
ECD5-ZB35 AR1248
AIA 1016B009.cdf
16-OCT-2007 15:42, 2ul
UVOLTS
Time (Min)
IS-BNB
Tetrachloro-m-xylene
Aroclor-1248
Aroclor-1248
Aroclor-1248
Aroclor-1248
Aroclor-1248
Decachlorobiphenyl
IS-HBBP

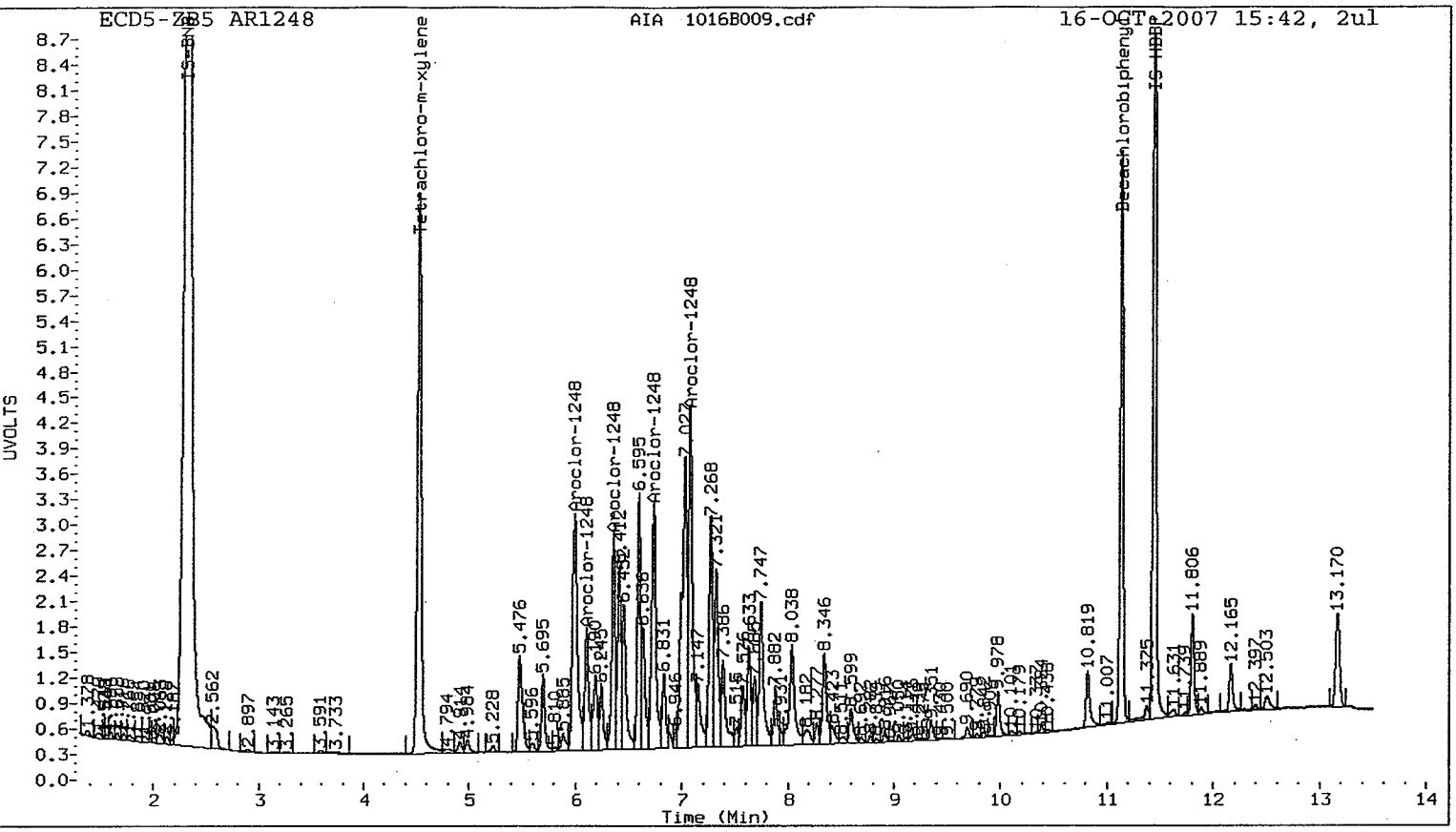
ECD5-ZB5 AR1248
AIA 1016B009.cdf
16-OCT-2007 15:42, 2ul
IS-BNB
Tetrachloro-m-xylene
Decachlorobiphenyl
IS-HBBP
Aroclor-1248
UVOLTS
Time (Min)

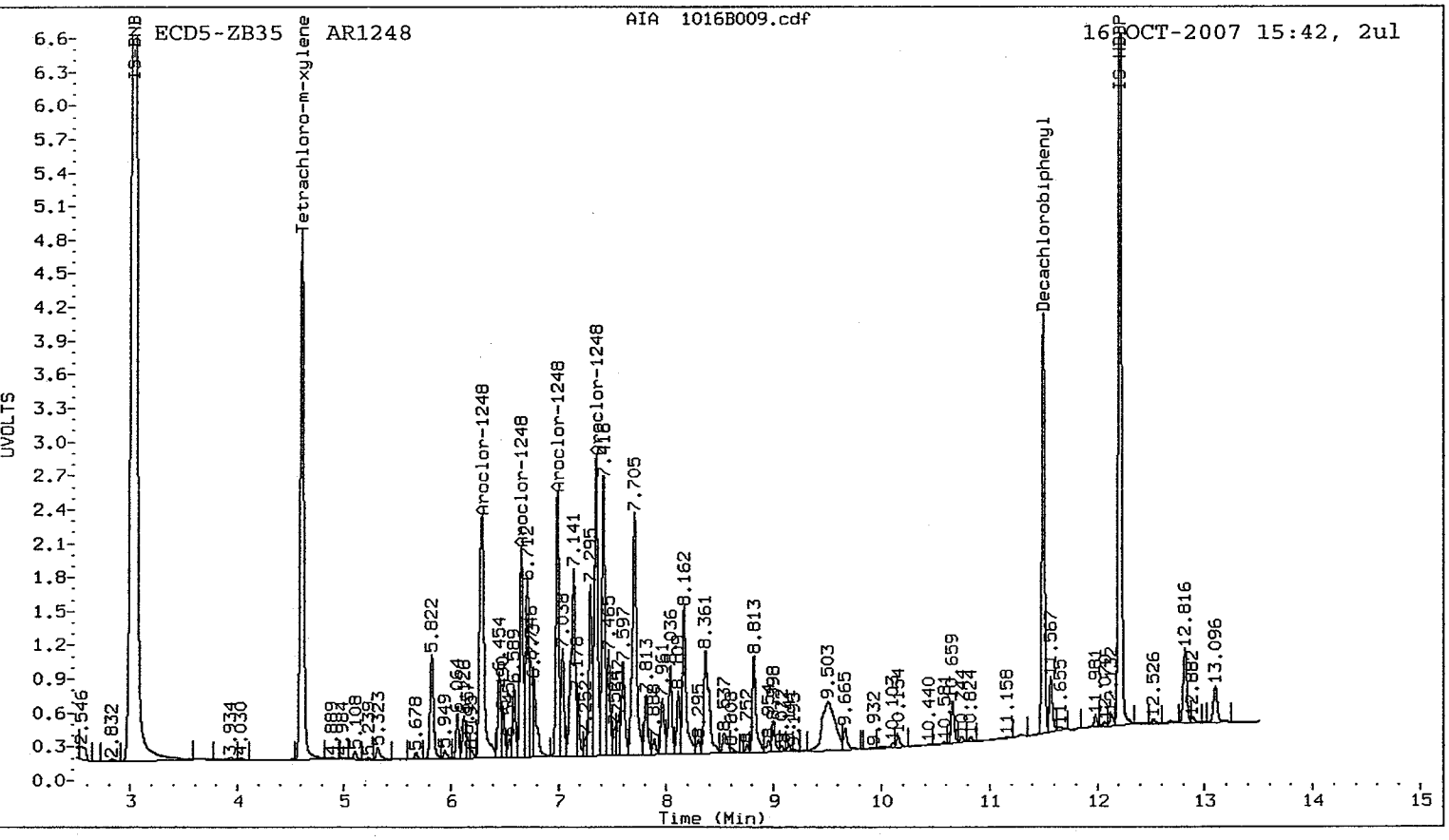
ECD5-ZB35 AR1248
AIA 1016B009.cdf
16-OCT-2007 15:42, 2ul
IS-BNB
Tetrachloro-m-xylene
Decachlorobiphenyl
IS-HBBP
Aroclor-1248
UVOLTS
Time (Min)

Analytical Resources Inc.
Dual Column PCB Quantitation Report

Data file 1: 20071016.b/ical-1.b/1016B010.d
Data file 2: 20071016.b/ical-2.b/1016B010.d
Method: /chem2/ecd5.i/20071016.b/PCB1.m
Compound Sublist: AR1254
Instrument, Inj. Vol.: ecd5.i, 2ul
Quant Method: Internal Std

ARI ID: AR1254
Client ID:
Injection Date: 16-OCT-2007 15:59
Report Date: 10/17/2007 08:58
Matrix: SOIL
Dilution Factor: 1.000

ZB5 Col RT	ZB5 Col Shift	ZB5 Col Response	ZB35 Col RT	ZB35 Col Shift	ZB35 Col Response	ZB5 on col	ZB35 on col	RPD	Compound/Flag
4.524	0.000	8326150	4.605	0.000	5507578	19.2	19.5	1.3	Tetrachloro-m-xylene
11.136	0.000	6465211	11.497	0.001	3394369	18.6	19.6	5.2	Decachlorobiphenyl

* Indicates RPD > 40%
M Indicates Column 1 peak was manually integrated
N Indicates Column 2 peak was manually integrated

SURROGATE PERCENT RECOVERY

SURROGATE	Col1	Col2
Tetrachloro-m-xylene	48.1	48.7
Decachlorobiphenyl	46.6	49.1

INTERNAL STANDARD SUMMARY

Column 1

Standard Cpnd	Standard Area*	Sample Area	%D
Bromo-Nitrobenzene	31569414	33035889	4.6
Hexabromobiphenyl	9983366	10920808	9.4

Column 2

Standard Cpnd	Standard Area*	Sample Area	%D
Bromo-Nitrobenzene	20324893	21491816	5.7
Hexabromobiphenyl	6610345	7199807	8.9

* Standard Areas taken from Initial Cal Level 3
Initial Calibration Date: 16-OCT-2007
<- Indicates standard response outside Limits (-50 to +100%)

		ZB5 Col				ZB35 Col			
Aroclor	Peak#	RT	Shift	Area	Amount	Peak#	RT	Shift	Area	Amount
Aroclor-1254	1	7.323	0.000	5882899	250.0	1	7.597	0.000	3061835	250.0
Aroclor-1254	2	7.632	0.000	3622043	250.0	2	8.036	0.000	2332840	250.0
Aroclor-1254	3	7.745	0.000	7196160	250.0	3	8.162	0.000	5024625	250.0
Aroclor-1254	4	8.032	0.000	7746396	250.0	4	8.364	0.000	5071731	250.0
Aroclor-1254	5	8.336	0.000	4551184	250.0	5	8.817	0.000	2853990	250.0
Total Col1Ave (5 peaks):					250.0	Total Col2Ave (5 peaks):				250.0
Corrected Ave (5 peaks):					250.0	Corrected Ave (5 peaks):				250.0

RPD = 0

RPD = 0

Total PCB Area Col1 (4.624 - 11.036) = 78048346 Col1 Total PCB = 0.3 ppm*

Total PCB Area Col2 (4.705 - 11.396) = 49750239 Col2 Total PCB = 0.3 ppm*

* Quantitated against AR1660 0.25ppm in Ical

PCB-Form 10 Mod.

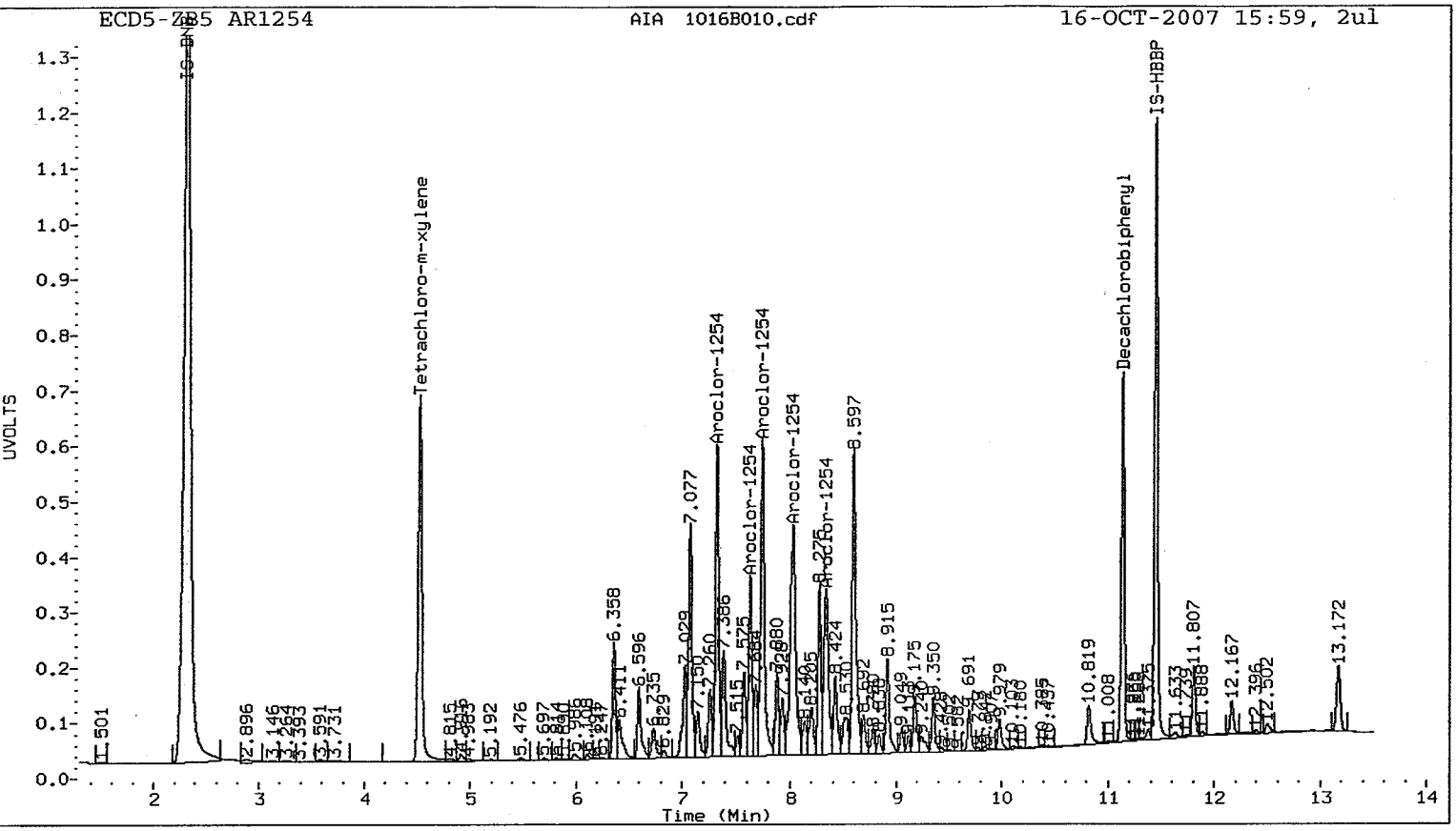
ECD5-ZB5 AR1254
AIA 1016B010.cdf
16-OCT-2007 15:59, 2ul
IS-BNB
Tetrachloro-m-xylene
Aroclor-1254
Decachlorobiphenyl
IS-HBBP
UVOLTS
Time (Min)

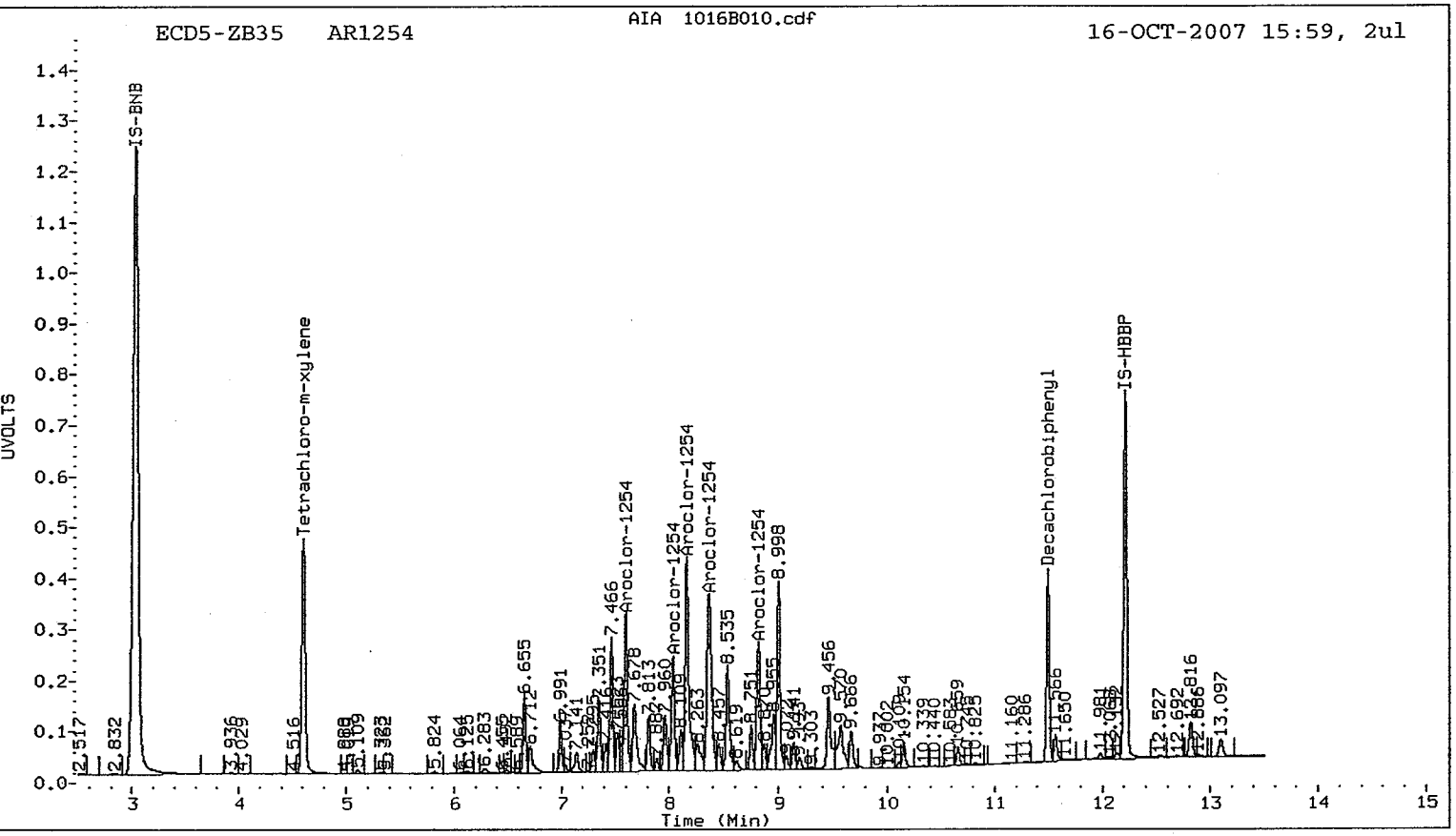
ECD5-ZB35 AR1254
AIA 1016B010.cdf
16-OCT-2007 15:59, 2ul
IS-BNB
Tetrachloro-m-xylene
Aroclor-1254
Decachlorobiphenyl
IS-HBBP
UVOLTS
Time (Min)

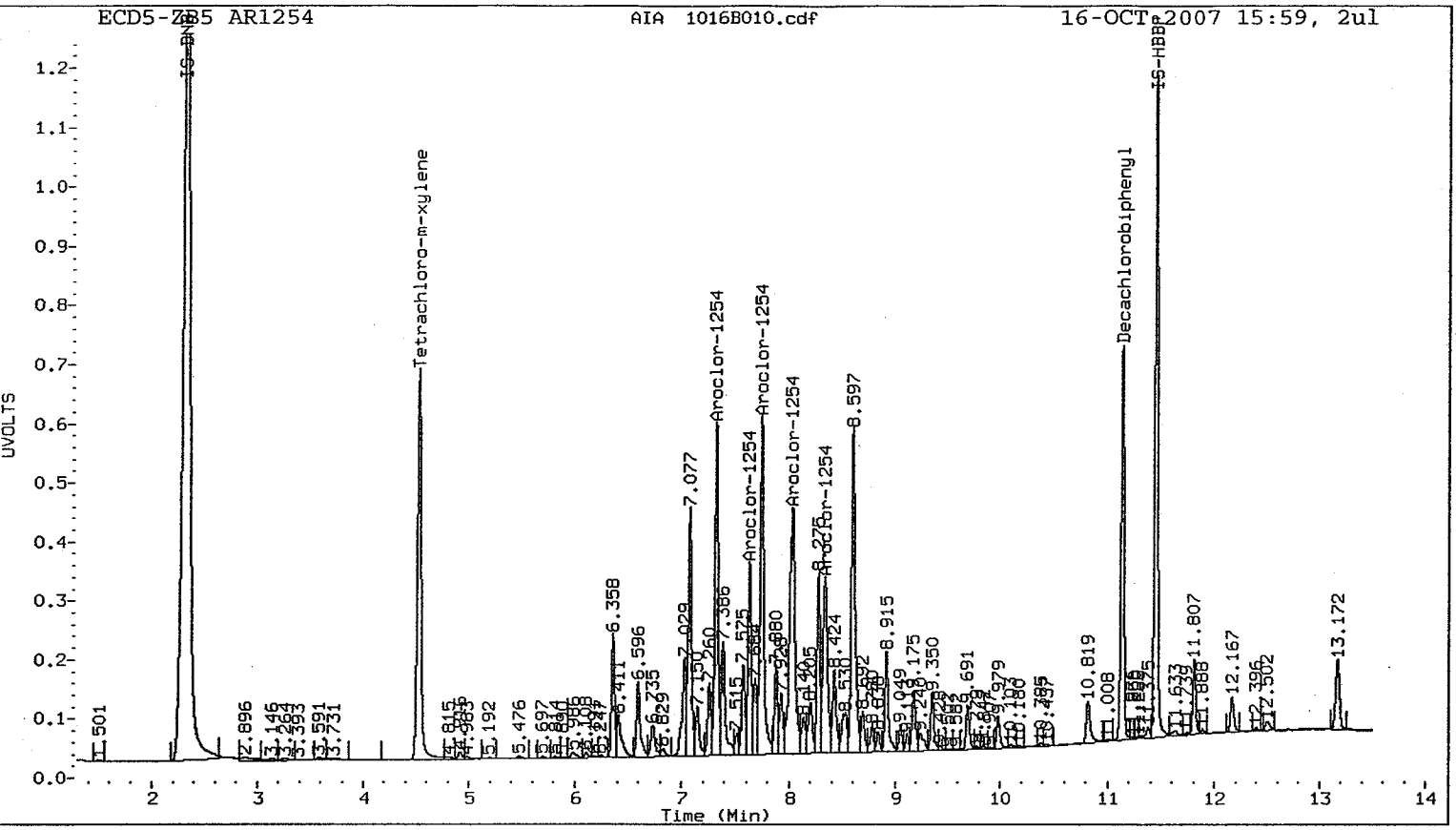
ECD5-ZB5 AR1254
AIA 1016B010.cdf
16-OCT-2007 15:59, 2ul
UVOLTS
Time (Min)
IS-BNB
Tetrachloro-m-xylene
Aroclor-1254
Decachlorobiphenyl
IS-HBBP

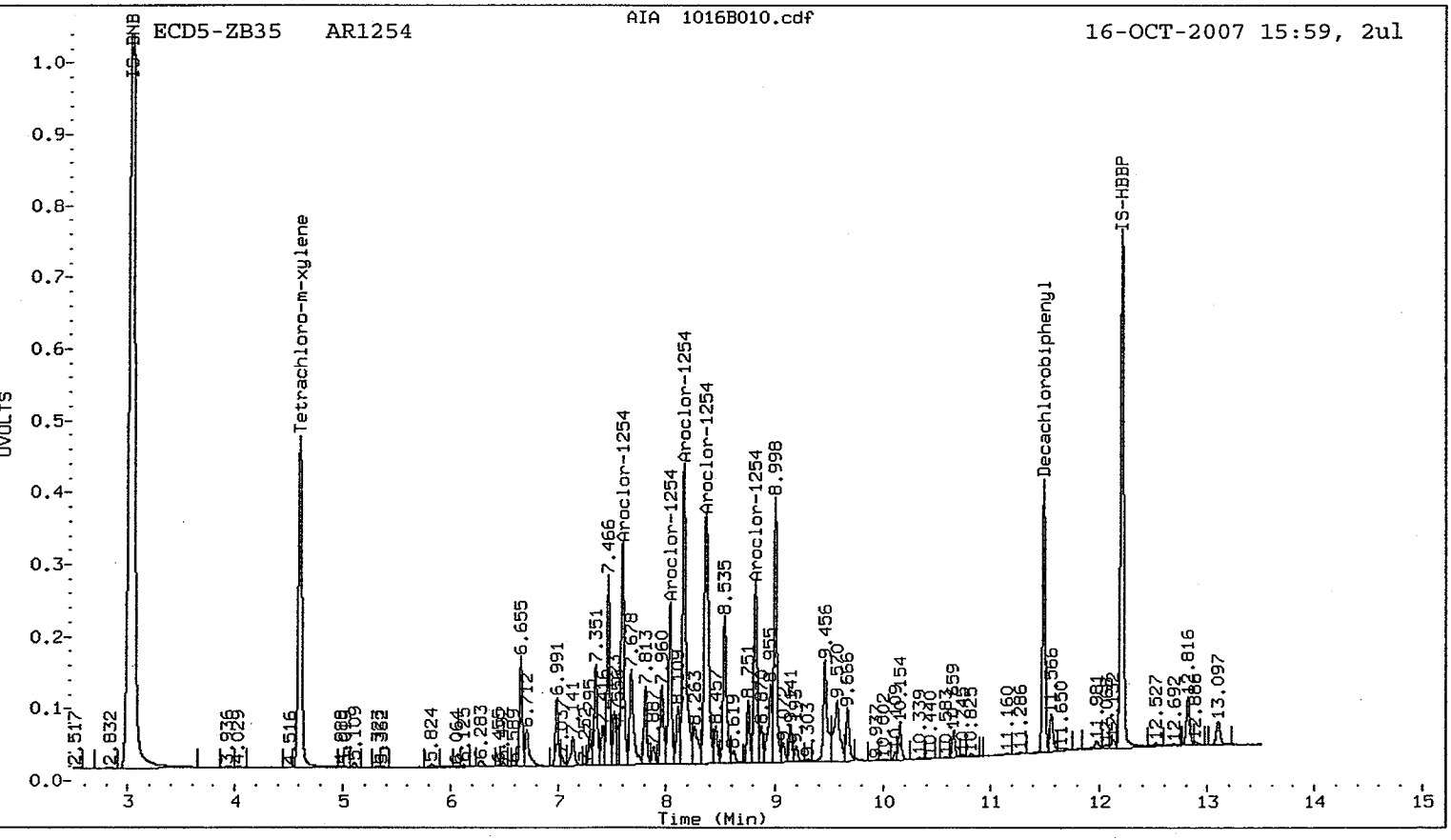
ECD5-ZB35 AR1254
AIA 1016B010.cdf
16-OCT-2007 15:59, 2ul
UVOLTS
Time (Min)
IS-BNB
Tetrachloro-m-xylene
Aroclor-1254
Decachlorobiphenyl
IS-HBBP

Analytical Resources Inc.
Dual Column PCB Quantitation Report

Data file 1: 20071016.b/ical-1.b/1016B011.d
Data file 2: 20071016.b/ical-2.b/1016B011.d
Method: /chem2/ecd5.i/20071016.b/PCB1.m
Compound Sublist: AR2162
Instrument, Inj. Vol.: ecd5.i, 2ul
Quant Method: Internal Std

ARI ID: AR2162
Client ID:
Injection Date: 16-OCT-2007 16:16
Report Date: 10/17/2007 08:58
Matrix: SOIL
Dilution Factor: 1.000

ZB5 Col			ZB35 Col			ZB5	ZB35		
RT	Shift	Response	RT	Shift	Response	on col	on col	RPD	Compound/Flag
4.525	0.000	8614113	4.606	0.001	5481045	20.2	20.3	0.5	Tetrachloro-m-xylene
11.136	0.000	6421816	11.498	0.002	3322229	19.4	20.5	5.2	Decachlorobiphenyl

* Indicates RPD > 40%
M Indicates Column 1 peak was manually integrated
N Indicates Column 2 peak was manually integrated

SURROGATE PERCENT RECOVERY

SURROGATE	Col1	Col2
Tetrachloro-m-xylene	50.5	50.8
Decachlorobiphenyl	48.6	51.2

INTERNAL STANDARD SUMMARY

Column 1

Standard Cpnd	Standard Area*	Sample Area	%D
Bromo-Nitrobenzene	31569414	32536980	3.1
Hexabromobiphenyl	9983366	10398524	4.2

Column 2

Standard Cpnd	Standard Area*	Sample Area	%D
Bromo-Nitrobenzene	20324893	20535027	1.0
Hexabromobiphenyl	6610345	6749695	2.1

* Standard Areas taken from Initial Cal Level 3
Initial Calibration Date: 16-OCT-2007
<- Indicates standard response outside Limits (-50 to +100%)

Aroclor	Peak#	ZB5 Col RT	Shift	Area	Amount	Peak#	ZB35 Col RT	Shift	Area	Amount
Aroclor-1221	1	4.783	0.000	1121244	250.0	1	5.066	0.000	835140	250.0
Aroclor-1221	2	4.909	0.000	747047	250.0	2	5.240	0.000	481416	250.0
Aroclor-1221	3	4.986	0.000	2522704	250.0	3	5.323	0.000	1467762	250.0
Aroclor-1221	NS	---			----	4	5.836	0.000	593447	250.0
	Total Col1Ave (3 peaks):			250.0		Total Col2Ave (4 peaks):			250.0	RPD = 0
	Corrected Ave (3 peaks):			250.0		Corrected Ave (4 peaks):			250.0	RPD = 0
Aroclor-1262	1	9.050	0.000	5304025	250.0	1	9.074	0.000	4238097	250.0
Aroclor-1262	2	9.350	0.000	13363249	250.0	2	9.666	0.000	7846180	250.0
Aroclor-1262	3	9.691	0.000	4083575	250.0	3	10.102	0.000	3307282	250.0
Aroclor-1262	4	9.842	0.000	5861283	250.0	4	10.157	0.000	5098754	250.0
Aroclor-1262	5	10.386	0.000	4444773	250.0	5	10.746	0.000	2502660	250.0
	Total Col1Ave (5 peaks):			250.0		Total Col2Ave (5 peaks):			250.0	RPD = 0
	Corrected Ave (5 peaks):			250.0		Corrected Ave (5 peaks):			250.0	RPD = 0

Total PCB Area Col1 (4.625 - 11.036) = 103171947 Col1 Total PCB = 0.4 ppm*

Total PCB Area Col2 (4.705 - 11.396) = 62804211 Col2 Total PCB = 0.4 ppm*

* Quantitated against AR1660 0.25ppm in Ical

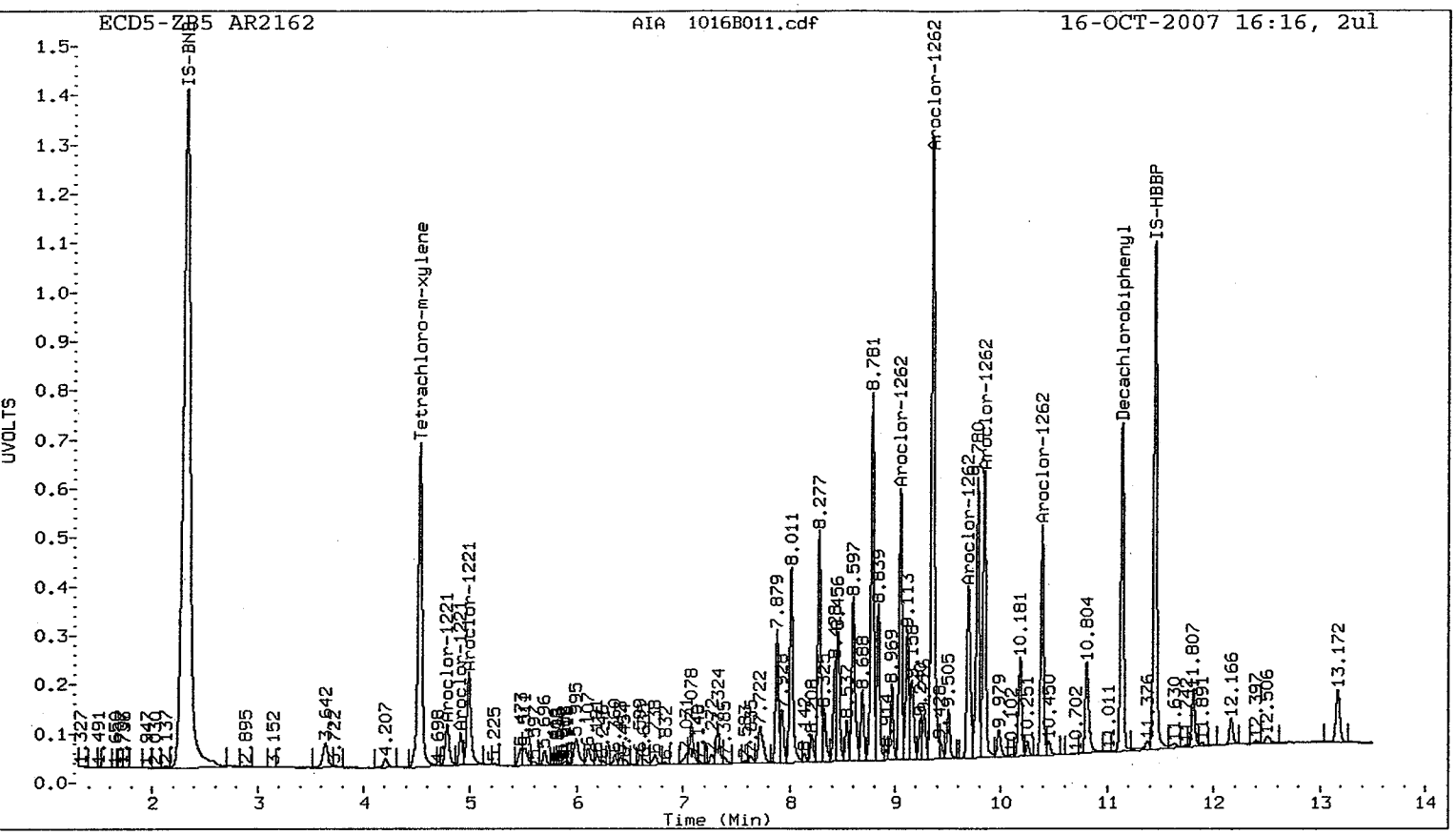
ECD5-ZB5 AR2162
AIA 1016B011.cdf
16-OCT-2007 16:16, 2ul
UVOLTS
Time (Min)
IS-BNB
Tetrachloro-m-xylene
Aroclor-1221
Aroclor-1262
Decachlorobiphenyl
IS-HBBP

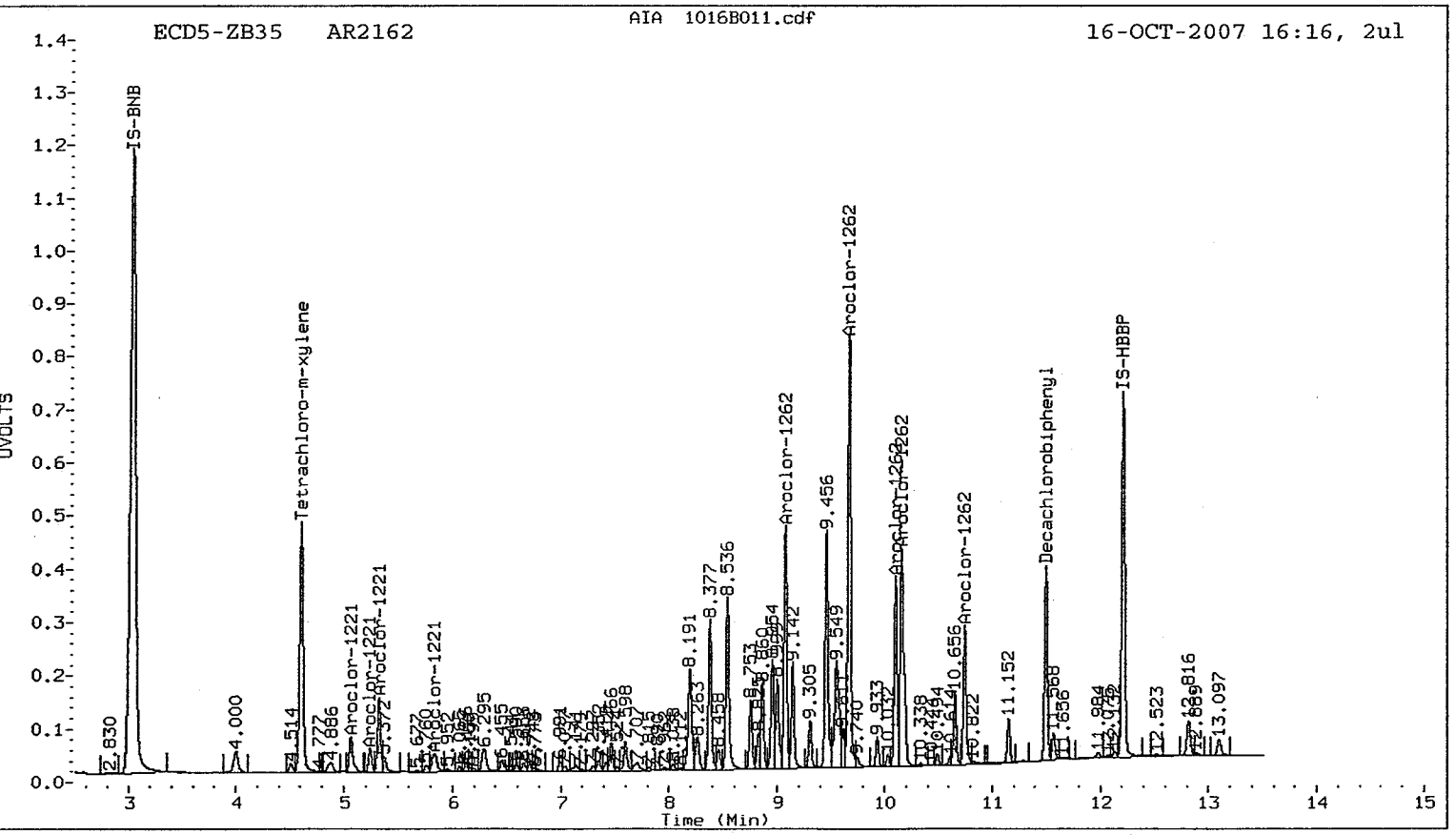
ECD5-ZB35 AR2162
AIA 1016B011.cdf
16-OCT-2007 16:16, 2ul
UVOLTS
Time (Min)
IS-BNB
Tetrachloro-m-xylene
Aroclor-1221
Aroclor-1262
Decachlorobiphenyl
IS-HBBP

Analytical Resources Inc.
Dual Column PCB Quantitation Report

Data file 1: 20071016.b/ical-1.b/1016B012.d
Data file 2: 20071016.b/ical-2.b/1016B012.d
Method: /chem2/ecd5.i/20071016.b/PCB1.m
Compound Sublist: AR3268
Instrument, Inj. Vol.: ecd5.i, 2ul
Quant Method: Internal Std

ARI ID: AR3268
Client ID:
Injection Date: 16-OCT-2007 16:33
Report Date: 10/17/2007 08:58
Matrix: SOIL
Dilution Factor: 1.000

ZB5 Col RT	ZB5 Col Shift	ZB5 Col Response	ZB35 Col RT	ZB35 Col Shift	ZB35 Col Response	ZB5 on col	ZB35 on col	RPD	Compound/Flag
4.523	0.000	8586862	4.605	0.000	5539483	19.3	19.4	0.3	Tetrachloro-m-xylene
11.135	0.000	12377286	11.496	0.000	6817481	35.4	38.6	8.6	Decachlorobiphenyl

* Indicates RPD > 40%
M Indicates Column 1 peak was manually integrated
N Indicates Column 2 peak was manually integrated

SURROGATE PERCENT RECOVERY

SURROGATE	Col1	Col2
Tetrachloro-m-xylene	48.3	48.5
Decachlorobiphenyl	88.5	96.5

INTERNAL STANDARD SUMMARY

Column 1

Standard Cpnd	Standard Area*	Sample Area	%D
Bromo-Nitrobenzene	31569414	33893543	7.4
Hexabromobiphenyl	9983366	11004559	10.2

Column 2

Standard Cpnd	Standard Area*	Sample Area	%D
Bromo-Nitrobenzene	20324893	21719653	6.9
Hexabromobiphenyl	6610345	7350682	11.2

* Standard Areas taken from Initial Cal Level 3
Initial Calibration Date: 16-OCT-2007
<- Indicates standard response outside Limits (-50 to +100%)

Aroclor	Peak#	ZB5 Col RT	Shift	Area	Amount	Peak#	ZB35 Col RT	Shift	Area	Amount
Aroclor-1232	1	4.984	0.000	2206000	250.0	1	5.323	0.000	1317704	250.0
Aroclor-1232	2	5.696	0.000	1201990	250.0	2	5.825	0.000	1322786	250.0
Aroclor-1232	3	5.991	0.000	3580785	250.0	3	6.294	0.000	2501869	250.0
Aroclor-1232	4	6.104	0.000	1626029	250.0	4	6.590	0.000	626475	250.0
Total Col1Ave (4 peaks):					250.0	Total Col2Ave (4 peaks):				250.0 RPD = 0
Corrected Ave (4 peaks):					250.0	Corrected Ave (4 peaks):				250.0 RPD = 0
Aroclor-1268	1	9.778	0.000	15624135	250.0	1	10.101	0.000	8527549	250.0
Aroclor-1268	2	9.838	0.000	14851451	250.0	2	10.159	0.000	8098354	250.0
Aroclor-1268	3	10.161	0.000	12564288	250.0	3	10.493	0.000	6377592	250.0
Aroclor-1268	4	10.800	0.000	33629231	250.0	4	11.151	0.000	18617934	250.0
Total Col1Ave (4 peaks):					250.0	Total Col2Ave (4 peaks):				250.0 RPD = 0
Corrected Ave (4 peaks):					250.0	Corrected Ave (4 peaks):				250.0 RPD = 0

Total PCB Area Col1 (4.623 - 11.035) = 126234031 Col1 Total PCB = 0.5 ppm*

Total PCB Area Col2 (4.705 - 11.396) = 73814236 Col2 Total PCB = 0.5 ppm*

* Quantitated against AR1660 0.25ppm in Ical

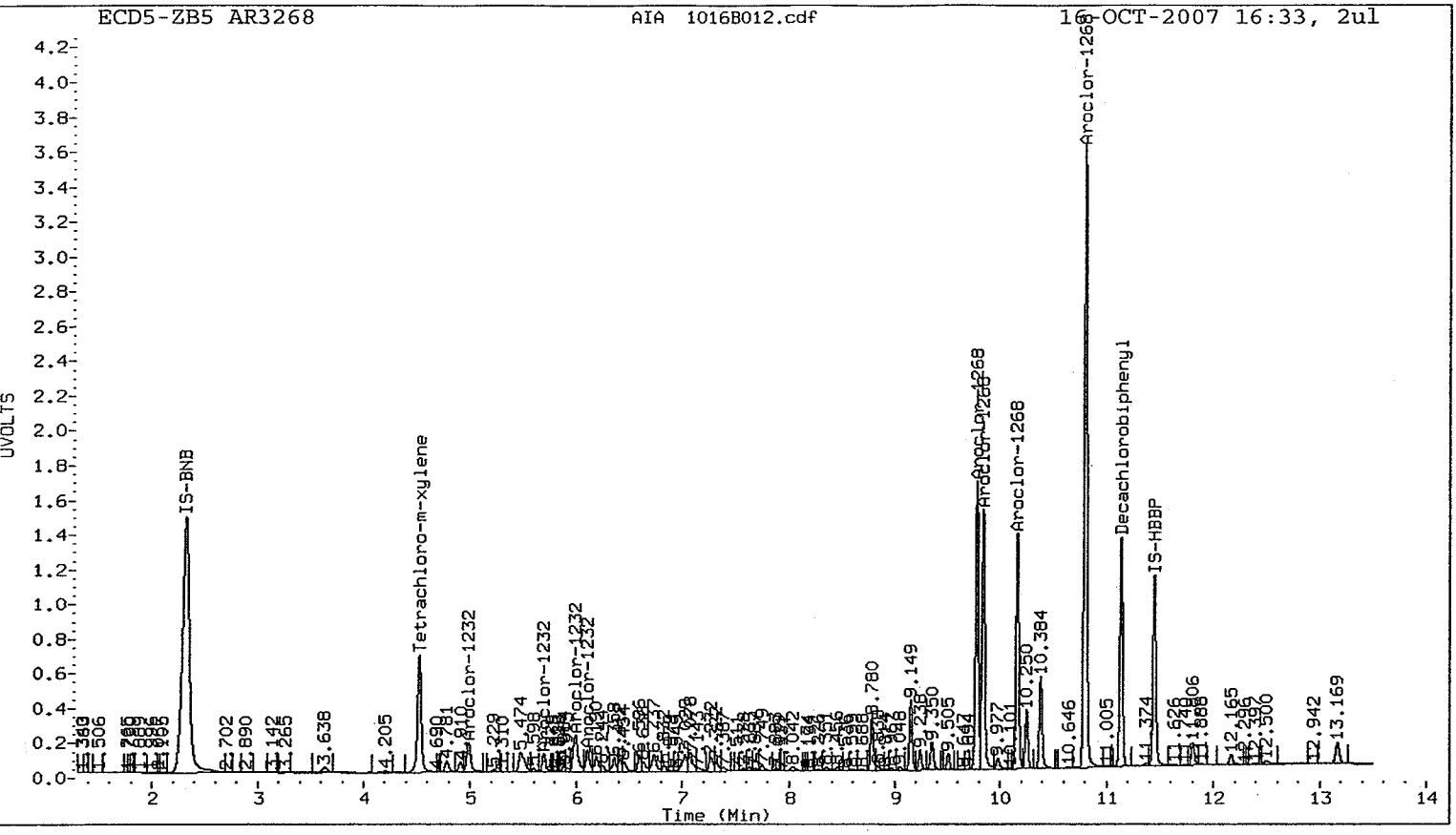
ECD5-ZB5 AR3268
AIA 1016B012.cdf
16-OCT-2007 16:33, 2ul
UVOLTS
Time (Min)
IS-BNB
Tetrachloro-m-xylene
Aroclor-1232
Aroclor-1268
Decachlorobiphenyl
IS-HBBP

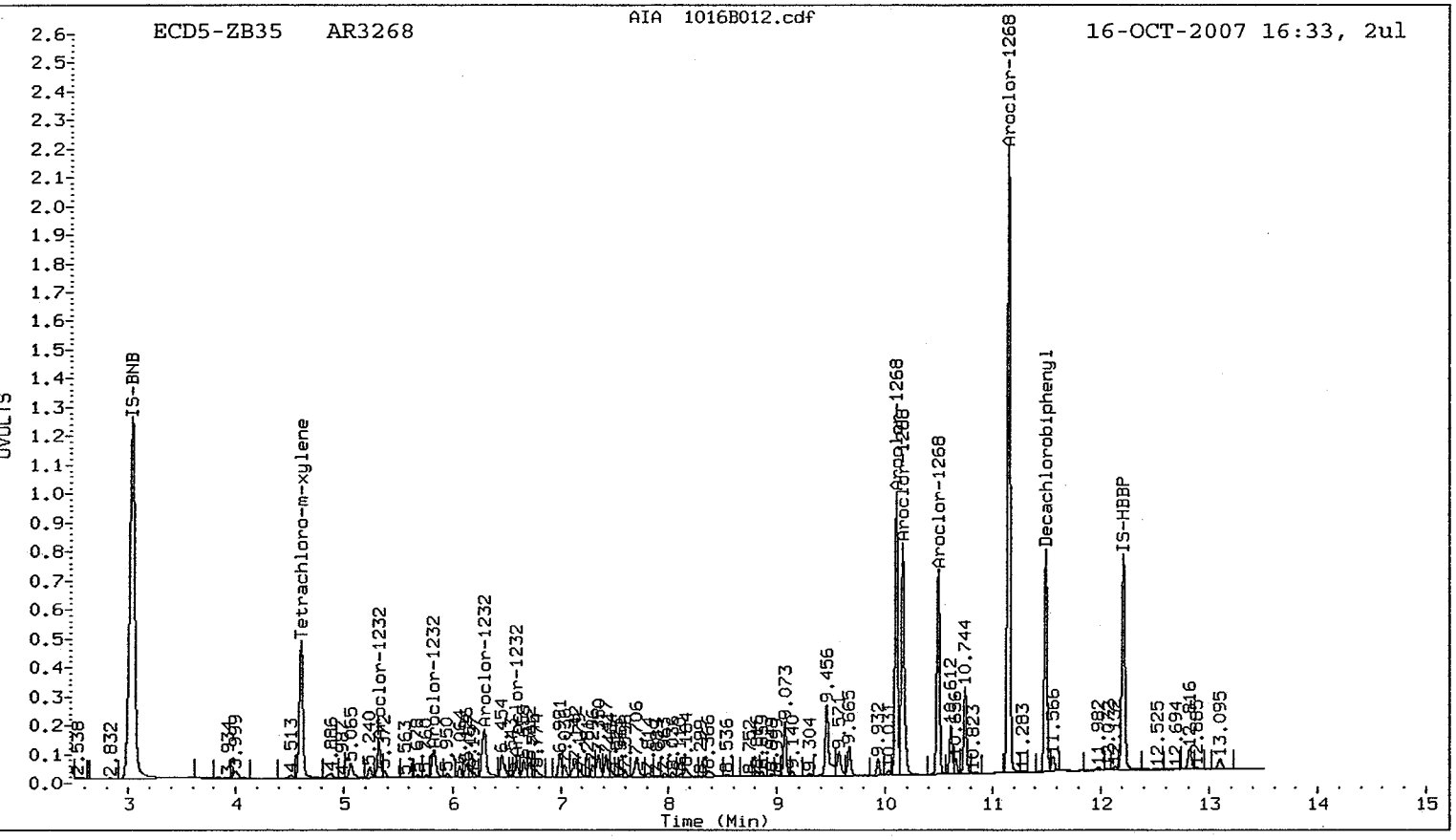
ECD5-ZB35 AR3268
AIA 1016B012.cdf
16-OCT-2007 16:33, 2ul
UVOLTS
Time (Min)
IS-BNB
Tetrachloro-m-xylene
Aroclor-1232
Aroclor-1268
Decachlorobiphenyl
IS-HBBP

7F

PCB CALIBRATION VERIFICATION SUMMARY

Lab Name: ANALYTICAL RESOURCES, INC Client: ANCHOR

ARI Job No.: LR71 Project: KIMBERLY CLARK ANACO

GC Column: ZB5 Intrument: ECD5

Init. Calib. Date: 10/16/07

Date Analyzed :10/17/07

Lab Standard ID: AR12422 Time Analyzed :0838

COMPOUND/PEAK NO.	RT	RT WINDOW FROM	RT WINDOW TO	CALC AMOUNT (ng)	NOM AMOUNT (ng)	%D
Aroclor-1242-1	5.71	5.60	5.80	238.6	250.0	-4.5
Aroclor-1242-2	6.01	5.89	6.09	254.4	250.0	1.8
Aroclor-1242-3	6.12	6.00	6.20	230.2	250.0	-7.9
Aroclor-1242-4	6.75	6.64	6.84	226.0	250.0	-9.6

AVERAGE %D = 5.9

FORM VII PCB

7F

PCB CALIBRATION VERIFICATION SUMMARY

Lab Name: ANALYTICAL RESOURCES, INC Client: ANCHOR

ARI Job No.: LR71 Project: KIMBERLY CLARK ANACO

GC Column: ZB35 Intrument: ECD5

Init. Calib. Date: 10/16/07

Date Analyzed :10/17/07

Lab Standard ID: AR12422 Time Analyzed :0838

COMPOUND/PEAK NO.	RT	RT WINDOW FROM	RT WINDOW TO	CALC AMOUNT (ng)	NOM AMOUNT (ng)	%D
Aroclor-1242-1	5.33	5.22	5.42	237.2	250.0	-5.1
Aroclor-1242-2	5.83	5.72	5.92	242.9	250.0	-2.8
Aroclor-1242-3	6.30	6.19	6.39	242.6	250.0	-3.0
Aroclor-1242-4	6.46	6.35	6.55	239.5	250.0	-4.2
Aroclor-1242-5	7.36	7.25	7.45	242.7	250.0	-2.9

AVERAGE %D = 3.6

FORM VII PCB

Analytical Resources Inc.
Dual Column PCB Quantitation Report

Data file 1: 20071016.b/1017-1.b/1017B001.d
Data file 2: 20071016.b/1017-2.b/1017B001.d
Method: /chem2/ecd5.i/20071016.b/PCB1.m
Compound Sublist: AR1242
Instrument, Inj. Vol.: ecd5.i, 2ul
Quant Method: Internal Std

ARI ID: AR12422
Client ID:
Injection Date: 17-OCT-2007 08:38
Report Date: 10/19/2007 10:28
Matrix: SOIL
Dilution Factor: 1.000

ZB5 Col			ZB35 Col			ZB5	ZB35		
RT	Shift	Response	RT	Shift	Response	on col	on col	RPD	Compound/Flag
4.546	0.023	8619399	4.612	0.007	5433847	19.1	19.0	0.7	Tetrachloro-m-xylene
11.151	0.016	6395515	11.506	0.010	3378906	19.5	19.5	0.2	Decachlorobiphenyl

* Indicates RPD > 40%
M Indicates Column 1 peak was manually integrated
N Indicates Column 2 peak was manually integrated

SURROGATE PERCENT RECOVERY

SURROGATE	Col1	Col2
Tetrachloro-m-xylene	47.7	47.4
Decachlorobiphenyl	48.8	48.9

INTERNAL STANDARD SUMMARY

Column 1

Standard Cpnd	Standard Area*	Sample Area	%D
Bromo-Nitrobenzene	31569414	34484538	9.2
Hexabromobiphenyl	9983366	10321880	3.4

Column 2

Standard Cpnd	Standard Area*	Sample Area	%D
Bromo-Nitrobenzene	20324893	21806832	7.3
Hexabromobiphenyl	6610345	7197679	8.9

* Standard Areas taken from Initial Cal Level 3
Initial Calibration Date: 16-OCT-2007
<- Indicates standard response outside Limits (-50 to +100%)

	ZB5 Col				ZB35 Col			
Aroclor	Peak#	RT	Shift	Area	Amount	Peak#	RT	Shift	Area	Amount
Aroclor-1242	1	5.714	0.018	2093827	238.6	1	5.329	0.007	1042030	237.2
Aroclor-1242	2	6.007	0.015	6698423	254.4	2	5.832	0.007	2088182	242.9
Aroclor-1242	3	6.119	0.015	2682058	230.2	3	6.300	0.008	4346243	242.6
Aroclor-1242	4	6.751	0.016	2520823	226.0	4	6.462	0.008	1715455	239.5
Aroclor-1242	NS	---			----	5	7.358	0.009	1665015	242.7

Total Col1Ave (4 peaks): 237.3 Total Col2Ave (5 peaks): 241.0 RPD = 2

Corrected Ave (4 peaks): 237.3 Corrected Ave (5 peaks): 241.0 RPD = 2

Total PCB Area Col1 (4.623 - 11.035) = 49654017 Col1 Total PCB = 0.2 ppm*

Total PCB Area Col2 (4.705 - 11.396) = 32113681 Col2 Total PCB = 0.2 ppm*

* Quantitated against AR1660 0.25ppm in Ical

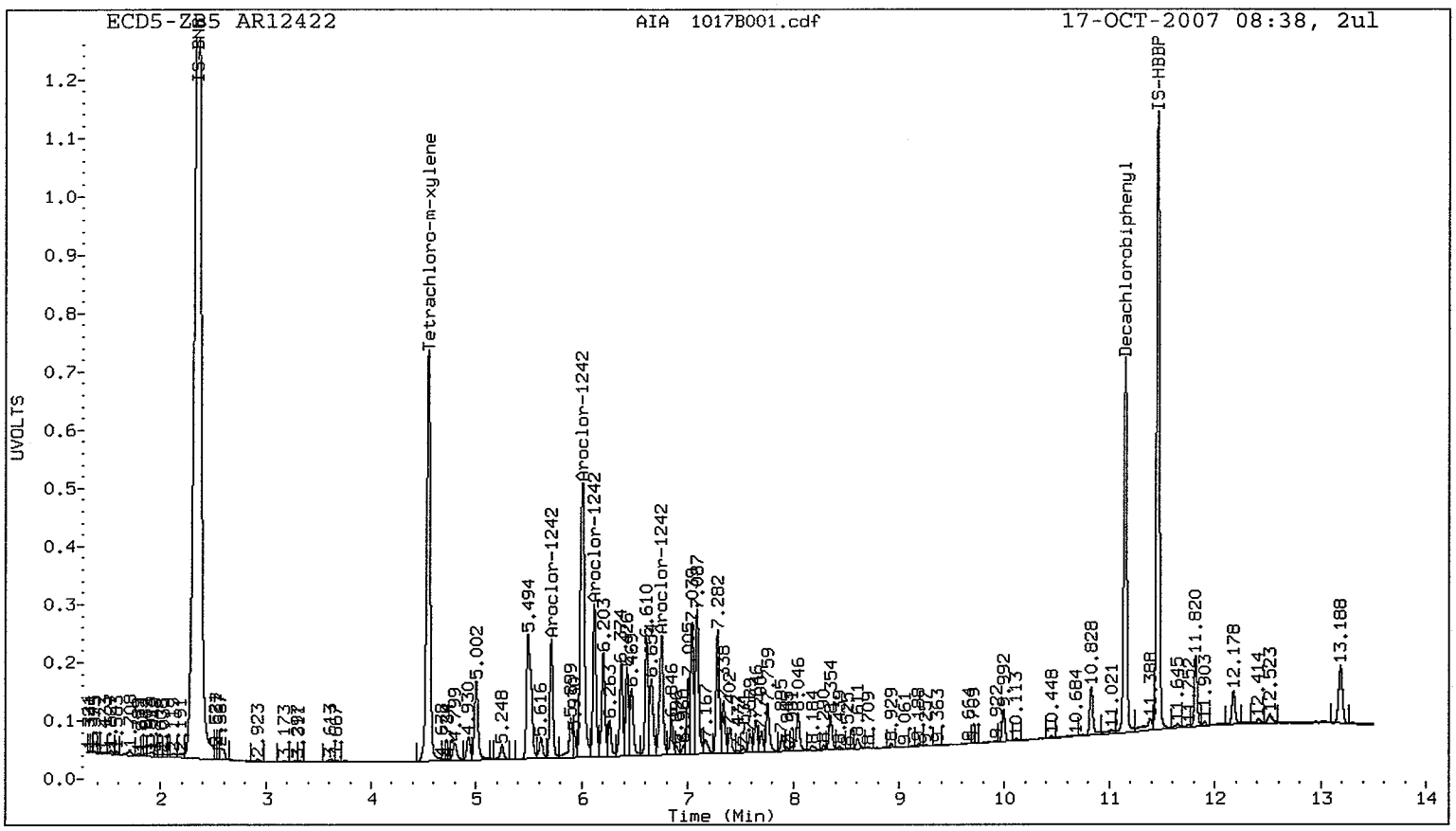
ECD5-ZB5 AR12422
AIA 1017B001.cdf
17-OCT-2007 08:38, 2ul
UVOLTS
Time (Min)
IS-BNB
Tetrachloro-m-xylene
Aroclor-1242
Decachlorobiphenyl
IS-HBBP

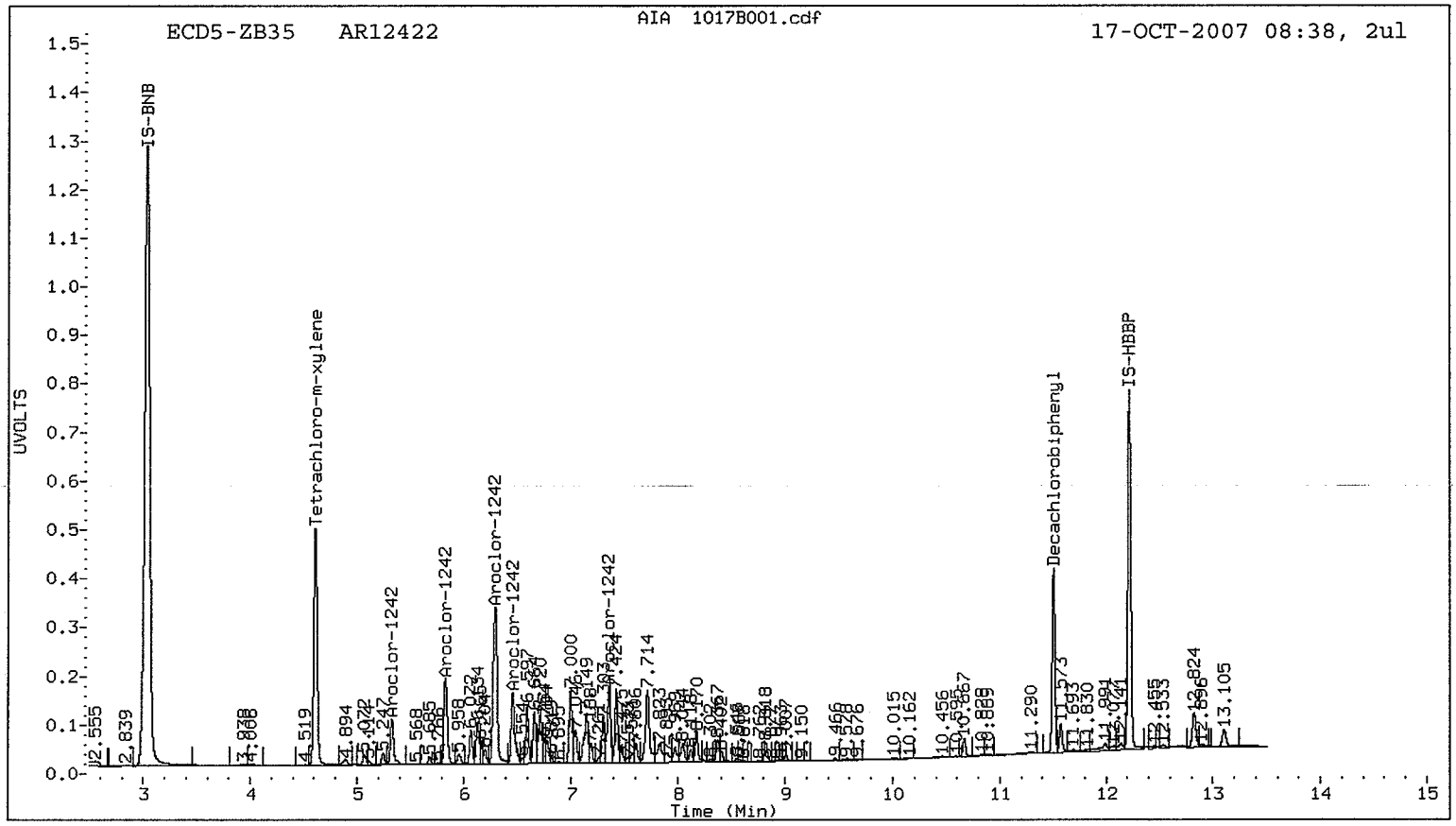
ECD5-ZB35 AR12422
AIA 1017B001.cdf
17-OCT-2007 08:38, 2ul
UVOLTS
Time (Min)
IS-BNB
Tetrachloro-m-xylene
Aroclor-1242
Decachlorobiphenyl
IS-HBBP

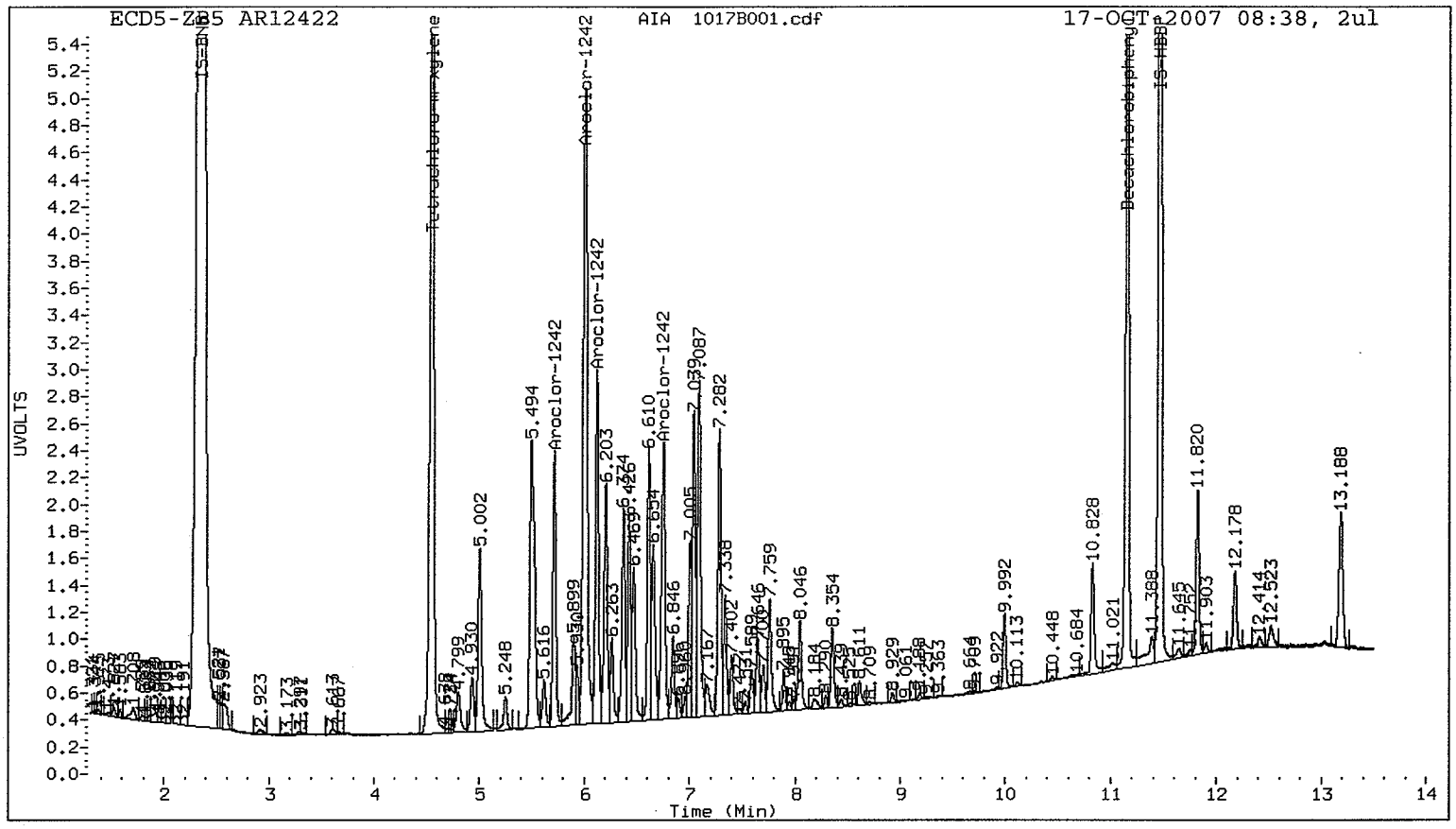
ECD5-ZB5 AR12422
AIA 1017B001.cdf
17-OCT-2007 08:38, 2ul
UVOLTS
Time (Min)
IS-DNB
Tetrachloro-m-xylene
Aroclor-1242
Decachlorobiphenyl
IS-HBBP

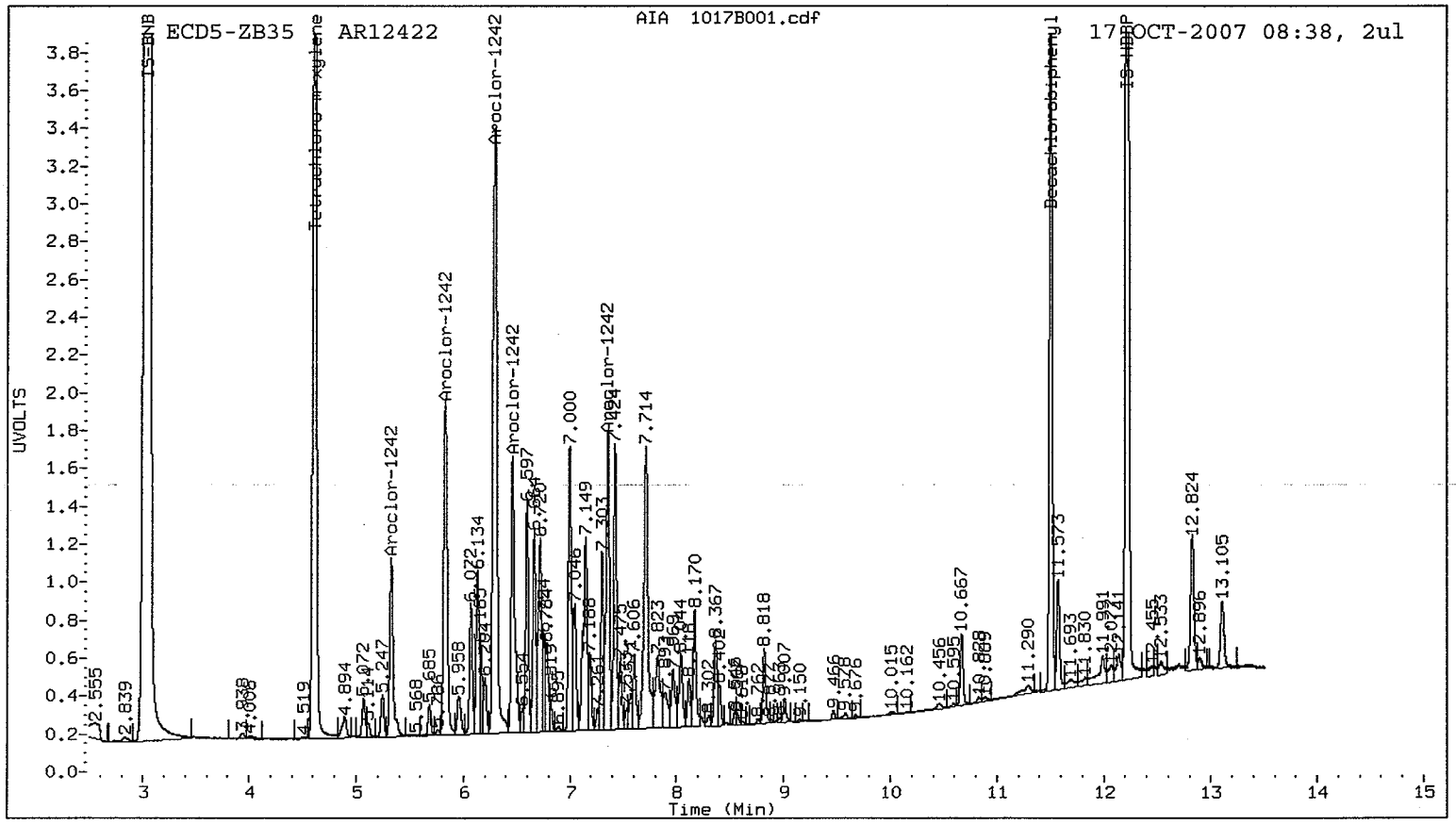
ECD5-ZB35 AR12422
AIA 1017B001.cdf
17-OCT-2007 08:38, 2ul
UVOLTS
Time (Min)
IS-DNB
Tetrachloro-m-xylene
Aroclor-1242
Decachlorobiphenyl
IS-HBBP

7F

PCB CALIBRATION VERIFICATION SUMMARY

Lab Name: ANALYTICAL RESOURCES, INC Client: ANCHOR

ARI Job No.: LR71 Project: KIMBERLY CLARK ANACO

GC Column: ZB5 Intrument: ECD5

Init. Calib. Date: 10/16/07

Date Analyzed :10/17/07

Lab Standard ID: AR16602 Time Analyzed :0856

COMPOUND/PEAK NO.	RT	RT WINDOW FROM	RT WINDOW TO	CALC AMOUNT (ng)	NOM AMOUNT (ng)	%D
Aroclor-1016-1	5.70	5.60	5.80	237.8	250.0	-4.9
Aroclor-1016-2	6.00	5.89	6.09	239.4	250.0	-4.2
Aroclor-1016-3	6.11	6.00	6.20	239.8	250.0	-4.1
Aroclor-1016-4	6.36	6.26	6.46	236.5	250.0	-5.4

AVERAGE %D = 4.7

Date Analyzed :10/17/07

Lab Standard ID: AR16602 Time Analyzed :0856

COMPOUND/PEAK NO.	RT	RT WINDOW FROM	RT WINDOW TO	CALC AMOUNT (ng)	NOM AMOUNT (ng)	%D
Aroclor-1260-1	8.79	8.68	8.88	247.6	250.0	-1.0
Aroclor-1260-2	9.05	8.95	9.15	249.3	250.0	-0.3
Aroclor-1260-3	9.35	9.25	9.45	251.1	250.0	0.4
Aroclor-1260-4	9.69	9.59	9.79	242.7	250.0	-2.9
Aroclor-1260-5	9.85	9.74	9.94	255.5	250.0	2.2

AVERAGE %D = 1.4

7F
PCB CALIBRATION VERIFICATION SUMMARY

Lab Name: ANALYTICAL RESOURCES, INC Client: ANCHOR

ARI Job No.: LR71 Project: KIMBERLY CLARK ANACO

GC Column: ZB35 Intrument: ECD5

Init. Calib. Date: 10/16/07

Date Analyzed :10/17/07

Lab Standard ID: AR16602 Time Analyzed :0856

COMPOUND/PEAK NO.	RT	RT WINDOW FROM	RT WINDOW TO	CALC AMOUNT (ng)	NOM AMOUNT (ng)	%D
Aroclor-1016-1	5.83	5.72	5.92	234.3	250.0	-6.3
Aroclor-1016-2	6.30	6.19	6.39	235.2	250.0	-5.9
Aroclor-1016-3	6.46	6.35	6.55	235.9	250.0	-5.6
Aroclor-1016-4	6.99	6.89	7.09	238.9	250.0	-4.4

AVERAGE %D = 5.5

Date Analyzed :10/17/07

Lab Standard ID: AR16602 Time Analyzed :0856

COMPOUND/PEAK NO.	RT	RT WINDOW FROM	RT WINDOW TO	CALC AMOUNT (ng)	NOM AMOUNT (ng)	%D
Aroclor-1260-1	9.08	8.97	9.17	242.3	250.0	-3.1
Aroclor-1260-2	9.14	9.04	9.24	243.1	250.0	-2.8
Aroclor-1260-3	9.67	9.56	9.76	245.4	250.0	-1.8
Aroclor-1260-4	10.11	10.00	10.20	252.7	250.0	1.1
Aroclor-1260-5	10.16	10.05	10.25	249.1	250.0	-0.4

AVERAGE %D = 1.8

Analytical Resources Inc.
Dual Column PCB Quantitation Report

Data file 1: 20071016.b/1017-1.b/1017B002.d
Data file 2: 20071016.b/1017-2.b/1017B002.d
Method: /chem2/ecd5.i/20071016.b/PCB1.m
Compound Sublist: AR1660
Instrument, Inj. Vol.: ecd5.i, 2ul
Quant Method: Internal Std

ARI ID: AR16602
Client ID:
Injection Date: 17-OCT-2007 08:56
Report Date: 10/19/2007 10:28
Matrix: SOIL
Dilution Factor: 1.000

ZB5 Col			ZB35 Col			ZB5	ZB35		
RT	Shift	Response	RT	Shift	Response	on col	on col	RPD	Compound/Flag
4.528	0.005	8566835	4.609	0.004	5528177	19.8	20.0	1.1	Tetrachloro-m-xylene
11.140	0.005	6590659	11.500	0.004	3608379	19.5	21.1	7.8	Decachlorobiphenyl

* Indicates RPD > 40%
M Indicates Column 1 peak was manually integrated
N Indicates Column 2 peak was manually integrated

SURROGATE PERCENT RECOVERY

SURROGATE	Col1	Col2
Tetrachloro-m-xylene	49.4	50.0
Decachlorobiphenyl	48.7	52.7

INTERNAL STANDARD SUMMARY

Column 1

Standard Cpnd	Standard Area*	Sample Area	%D
Bromo-Nitrobenzene	31569414	33072634	4.8
Hexabromobiphenyl	9983366	10646112	6.6

Column 2

Standard Cpnd	Standard Area*	Sample Area	%D
Bromo-Nitrobenzene	20324893	21040880	3.5
Hexabromobiphenyl	6610345	7127495	7.8

* Standard Areas taken from Initial Cal Level 3
Initial Calibration Date: 16-OCT-2007
<- Indicates standard response outside Limits (-50 to +100%)

Aroclor	Peak#	RT	ZB5 Col Shift	Area	Amount	Peak#	RT	ZB35 Col Shift	Area	Amount
Aroclor-1016	1	5.700	0.004	2482382	237.8	1	5.828	0.004	2437568	234.3
Aroclor-1016	2	5.997	0.006	7551256	239.4	2	6.296	0.003	5170925	235.2
Aroclor-1016	3	6.108	0.006	3319228	239.8	3	6.457	0.004	2070975	235.9
Aroclor-1016	4	6.363	0.006	2007305	236.5	4	6.994	0.004	1647576	238.9
Total Col1Ave (4 peaks):					238.3	Total Col2Ave (4 peaks):				236.1 RPD = 1
Corrected Ave (4 peaks):					238.3	Corrected Ave (4 peaks):				236.1 RPD = 1
Aroclor-1260	1	8.785	0.005	4723795	247.6	1	9.075	0.003	2658642	242.3
Aroclor-1260	2	9.053	0.005	4026475	249.3	2	9.144	0.004	1509867	243.1
Aroclor-1260	3	9.354	0.006	10680795	251.1	3	9.668	0.004	6426011	245.4
Aroclor-1260	4	9.694	0.004	4777287	242.7	4	10.106	0.003	1787784	252.7
Aroclor-1260	5	9.845	0.005	3115284	255.5	5	10.157	0.003	4063619	249.1
Total Col1Ave (5 peaks):					249.2	Total Col2Ave (5 peaks):				246.5 RPD = 1
Corrected Ave (5 peaks):					249.2	Corrected Ave (5 peaks):				246.5 RPD = 1

Total PCB Area Col1 (4.623 - 11.035) = 124148575 Col1 Total PCB = 0.5 ppm*

Total PCB Area Col2 (4.705 - 11.396) = 76671450 Col2 Total PCB = 0.5 ppm*

* Quantitated against AR1660 0.25ppm in Ical

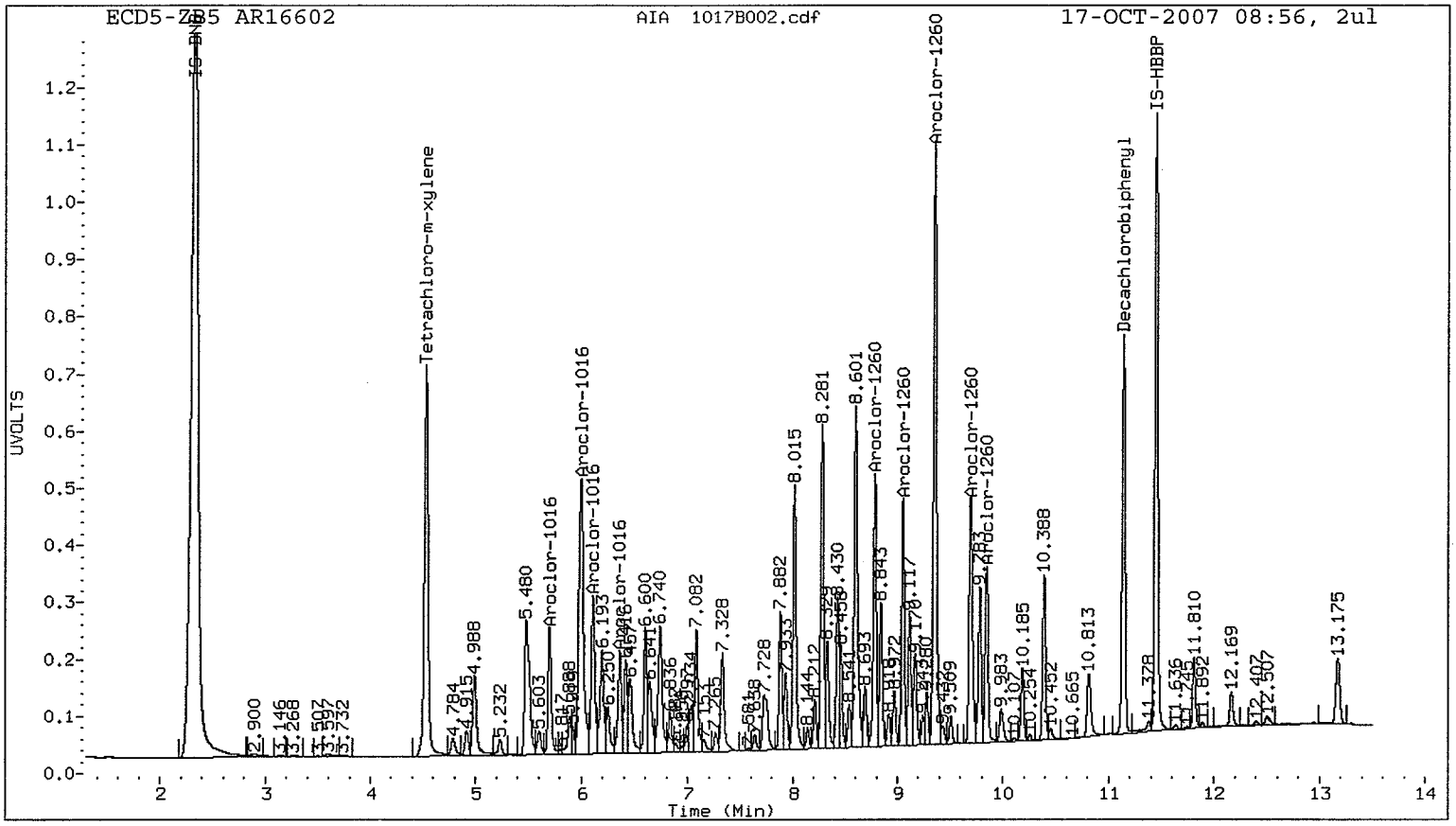
ECD5-ZB5 AR16602
AIA 1017B002.cdf
17-OCT-2007 08:56, 2ul
UVOLTS
Time (Min)
IS-BNB
Tetrachloro-m-xylene
Aroclor-1016
Aroclor-1260
Decachlorobiphenyl
IS-HBBP

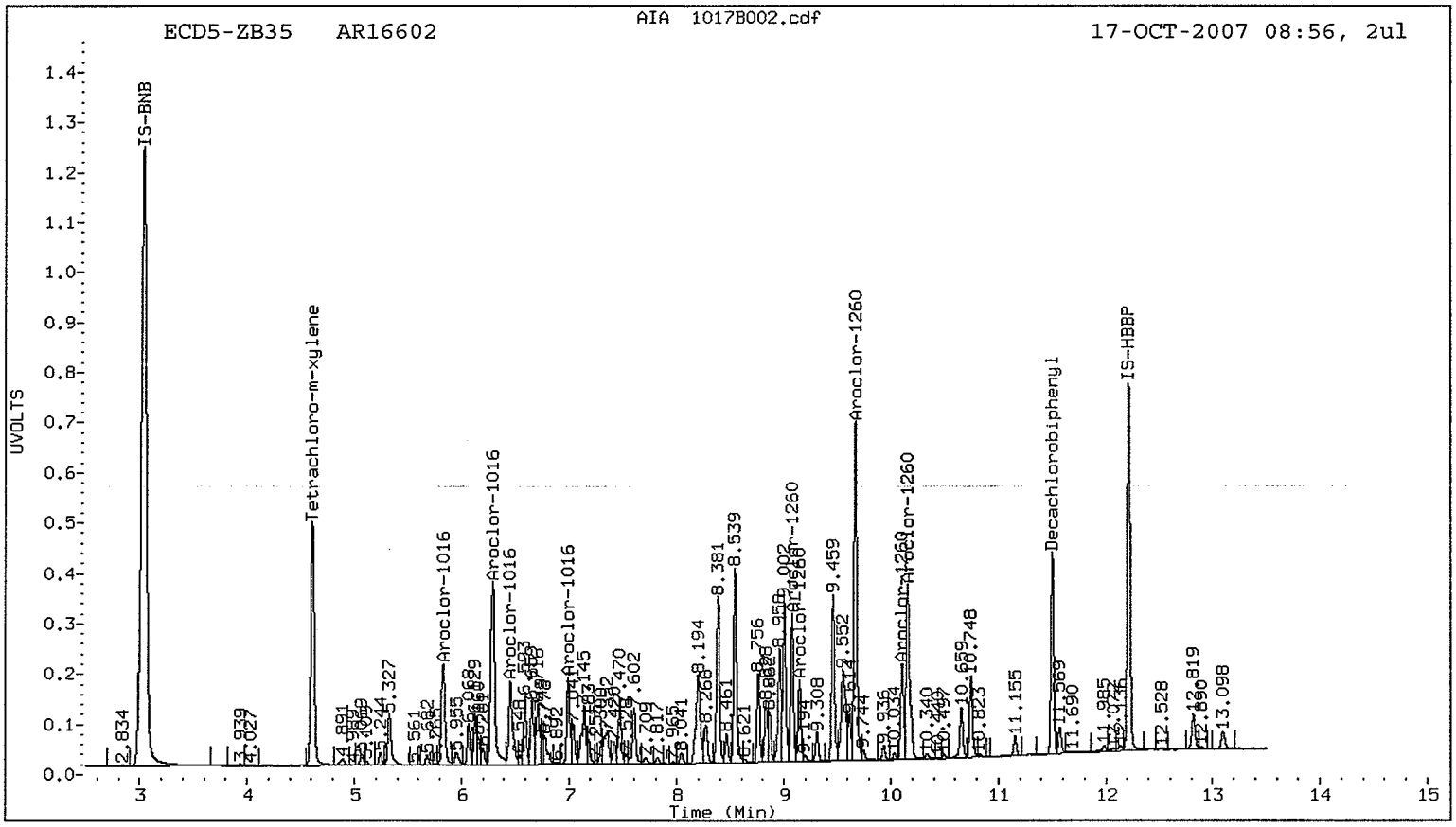
ECD5-ZB35 AR16602
AIA 1017B002.cdf
17-OCT-2007 08:56, 2ul
UVOLTS
Time (Min)
IS-BNB
Tetrachloro-m-xylene
Aroclor-1016
Aroclor-1260
Decachlorobiphenyl
IS-HBBP

7F
PCB CALIBRATION VERIFICATION SUMMARY

Lab Name: ANALYTICAL RESOURCES, INC Client: ANCHOR

ARI Job No.: LR71 Project: KIMBERLY CLARK ANACO

GC Column: ZB5 Intrument: ECD5

Init. Calib. Date: 10/16/07

Date Analyzed :10/17/07

Lab Standard ID: AR12542 Time Analyzed :1656

COMPOUND/PEAK NO.	RT	RT WINDOW FROM	RT WINDOW TO	CALC AMOUNT (ng)	NOM AMOUNT (ng)	%D
Aroclor-1254-1	7.32	7.22	7.42	233.1	250.0	-6.8
Aroclor-1254-2	7.63	7.53	7.73	227.2	250.0	-9.1
Aroclor-1254-3	7.75	7.64	7.84	223.1	250.0	-10.8
Aroclor-1254-4	8.03	7.93	8.13	223.7	250.0	-10.5
Aroclor-1254-5	8.34	8.24	8.44	219.5	250.0	-12.2

AVERAGE %D = 9.9

FORM VII PCB

7F
PCB CALIBRATION VERIFICATION SUMMARY

Lab Name: ANALYTICAL RESOURCES, INC Client: ANCHOR

ARI Job No.: LR71 Project: KIMBERLY CLARK ANACO

GC Column: ZB35 Intrument: ECD5

Init. Calib. Date: 10/16/07

Date Analyzed :10/17/07

Lab Standard ID: AR12542 Time Analyzed :1656

COMPOUND/PEAK NO.	RT	RT WINDOW FROM	RT WINDOW TO	CALC AMOUNT (ng)	NOM AMOUNT (ng)	%D
Aroclor-1254-1	7.60	7.50	7.70	237.0	250.0	-5.2
Aroclor-1254-2	8.04	7.94	8.14	230.9	250.0	-7.6
Aroclor-1254-3	8.16	8.06	8.26	232.1	250.0	-7.2
Aroclor-1254-4	8.36	8.26	8.46	231.3	250.0	-7.5
Aroclor-1254-5	8.82	8.72	8.92	226.8	250.0	-9.3

AVERAGE %D = 7.4

FORM VII PCB

Analytical Resources Inc.
Dual Column PCB Quantitation Report

Data file 1: 20071016.b/1017-1.b/1017B030.d
Data file 2: 20071016.b/1017-2.b/1017B030.d
Method: /chem2/ecd5.i/20071016.b/PCB1.m
Compound Sublist: AR1254
Instrument, Inj. Vol.: ecd5.i, 2ul
Quant Method: Internal Std

ARI ID: AR12542
Client ID:
Injection Date: 17-OCT-2007 16:56
Report Date: 10/19/2007 10:28
Matrix: SOIL
Dilution Factor: 1.000

ZB5 Col			ZB35 Col			ZB5	ZB35		
RT	Shift	Response	RT	Shift	Response	on col	on col	RPD	Compound/Flag
4.524	0.001	7882545	4.606	0.001	5206693	18.5	18.9	2.0	Tetrachloro-m-xylene
11.135	0.000	5223221	11.498	0.001	3055346	20.8	21.2	2.2	Decachlorobiphenyl

* Indicates RPD > 40%
M Indicates Column 1 peak was manually integrated
N Indicates Column 2 peak was manually integrated

SURROGATE PERCENT RECOVERY

SURROGATE	Col1	Col2
Tetrachloro-m-xylene	46.3	47.3
Decachlorobiphenyl	51.9	53.1

INTERNAL STANDARD SUMMARY

Column 1

Standard Cpnd	Standard Area*	Sample Area	%D
Bromo-Nitrobenzene	31569414	32465949	2.8
Hexabromobiphenyl	9983366	7915567	-20.7

Column 2

Standard Cpnd	Standard Area*	Sample Area	%D
Bromo-Nitrobenzene	20324893	20945819	3.1
Hexabromobiphenyl	6610345	5991719	-9.4

* Standard Areas taken from Initial Cal Level 3
Initial Calibration Date: 16-OCT-2007
<- Indicates standard response outside Limits (-50 to +100%)

Aroclor	Peak#	RT	ZB5 Col Shift	Area	Amount	Peak#	RT	ZB35 Col Shift	Area	Amount
Aroclor-1254	1	7.323	0.001	5391046	233.1	1	7.599	0.001	2828526	237.0
Aroclor-1254	2	7.632	0.001	3234710	227.2	2	8.036	0.000	2099768	230.9
Aroclor-1254	3	7.746	0.001	6309662	223.1	3	8.162	0.000	4545644	232.1
Aroclor-1254	4	8.034	0.002	6813178	223.7	4	8.364	0.000	4573509	231.3
Aroclor-1254	5	8.336	0.000	3926237	219.5	5	8.818	0.001	2523299	226.8
Total Col1Ave (5 peaks):					225.3	Total Col2Ave (5 peaks):				231.6 RPD = 3
Corrected Ave (5 peaks):					225.3	Corrected Ave (5 peaks):				231.6 RPD = 3

Total PCB Area Col1 (4.623 - 11.035) = 67634075 Col1 Total PCB = 0.3 ppm*

Total PCB Area Col2 (4.705 - 11.396) = 44811634 Col2 Total PCB = 0.3 ppm*

* Quantitated against AR1660 0.25ppm in Ical

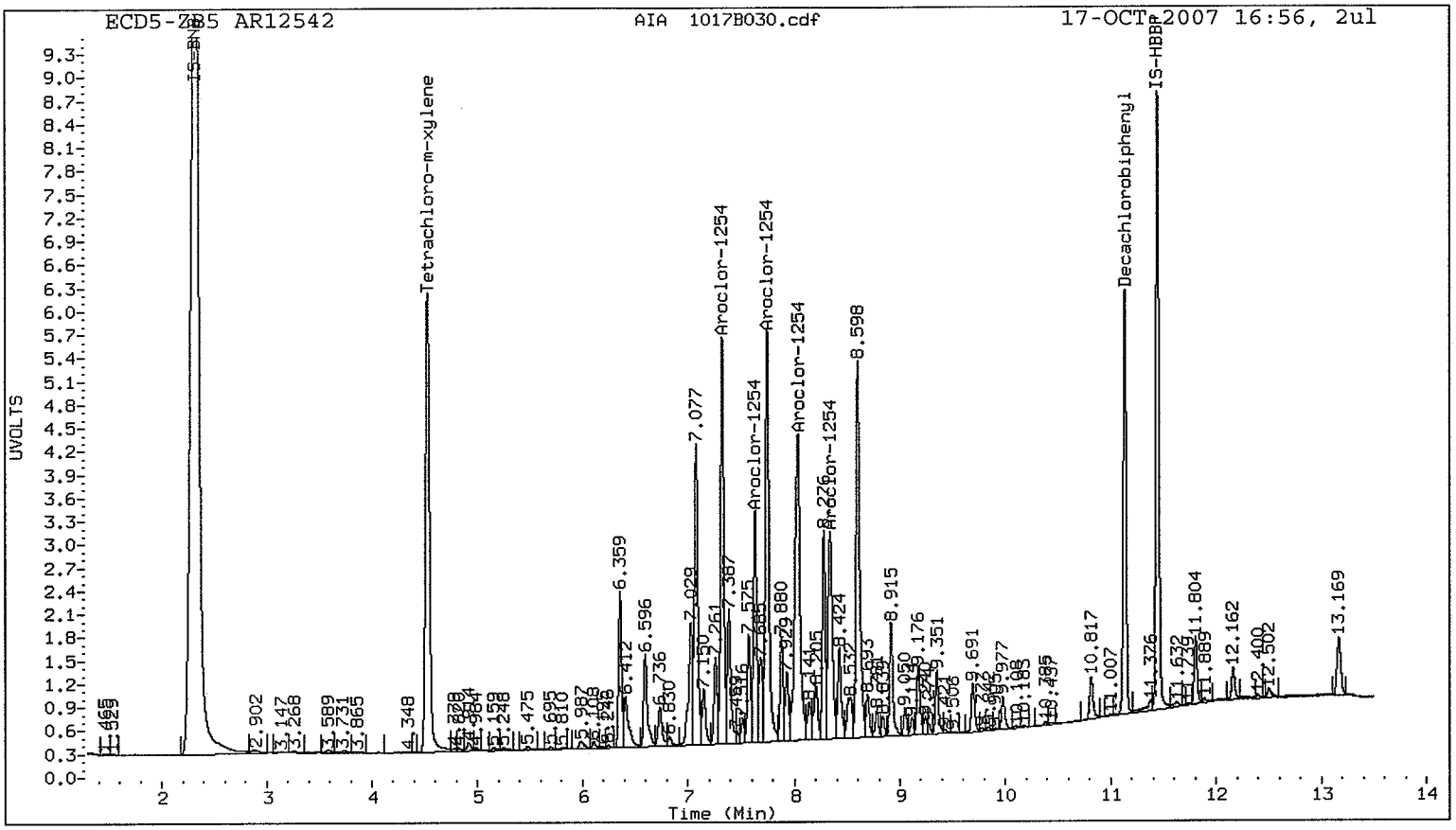
ECD5-ZB5 AR12542
AIA 1017B030.cdf
17-OCT-2007 16:56, 2ul
UVOLTS
Time (Min)
IS-BNB
Tetrachloro-m-xylene
Aroclor-1254
Decachlorobiphenyl
IS-HBBP

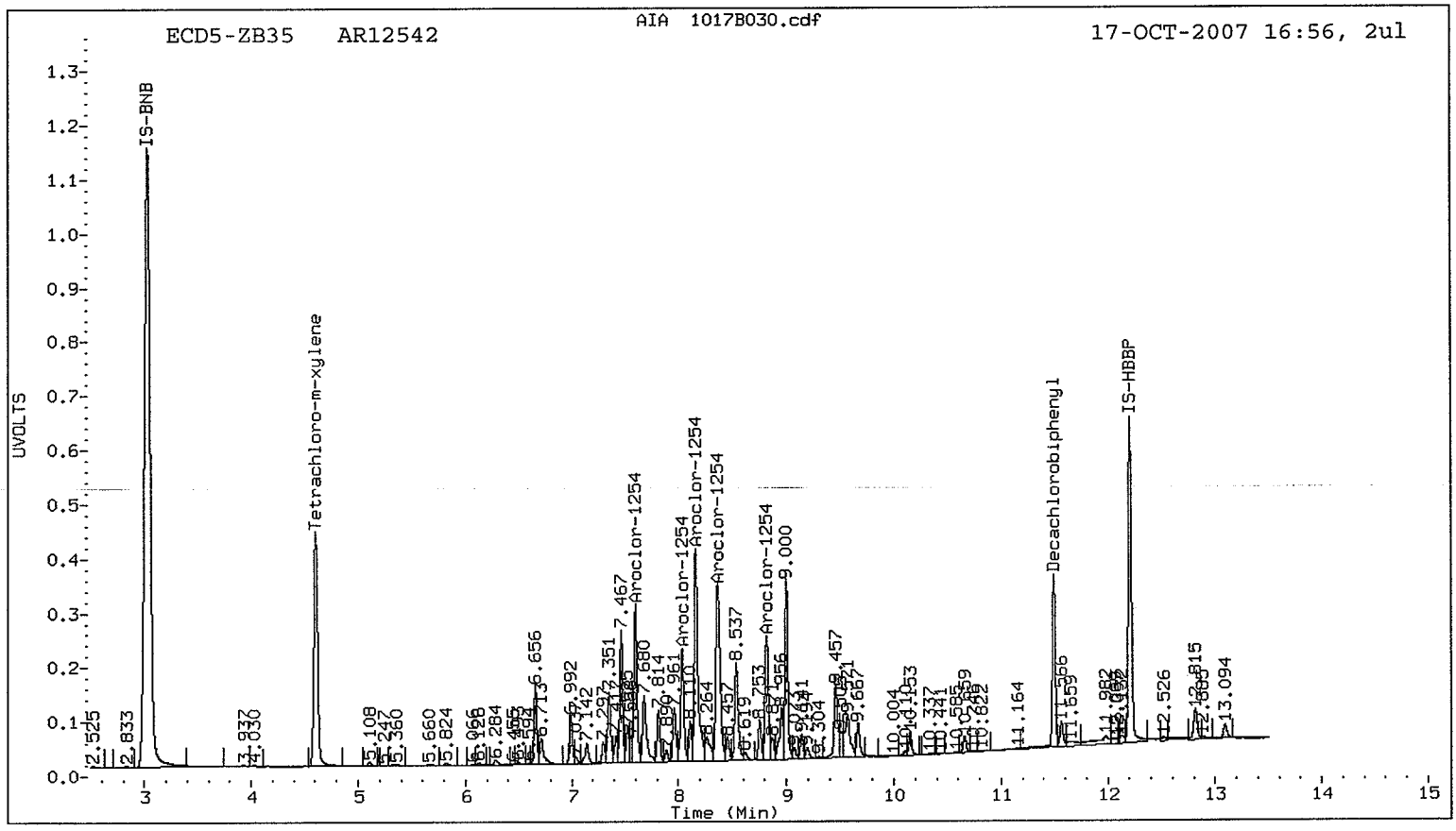
ECD5-ZB35 AR12542
AIA 1017B030.cdf
17-OCT-2007 16:56, 2ul
UVOLTS
Time (Min)
IS-BNB
Tetrachloro-m-xylene
Aroclor-1254
Decachlorobiphenyl
IS-HBBP

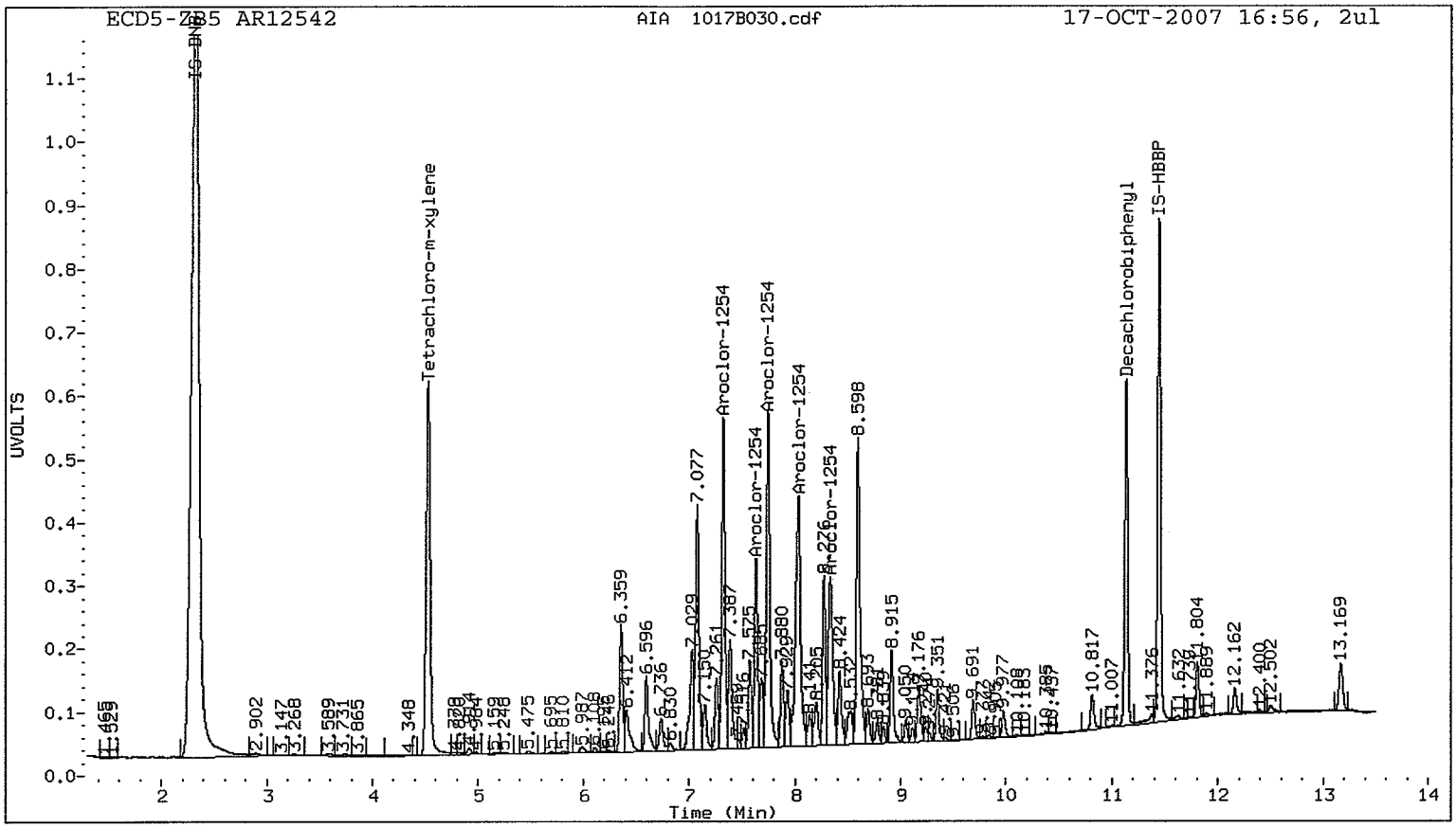
ECD5-ZB5 AR12542
AIA 1017B030.cdf
17-OCT-2007 16:56, 2ul
UVOLTS
Time (Min)
IS-BNB
Tetrachloro-m-xylene
Aroclor-1254
Decachlorobiphenyl
IS-HBBP

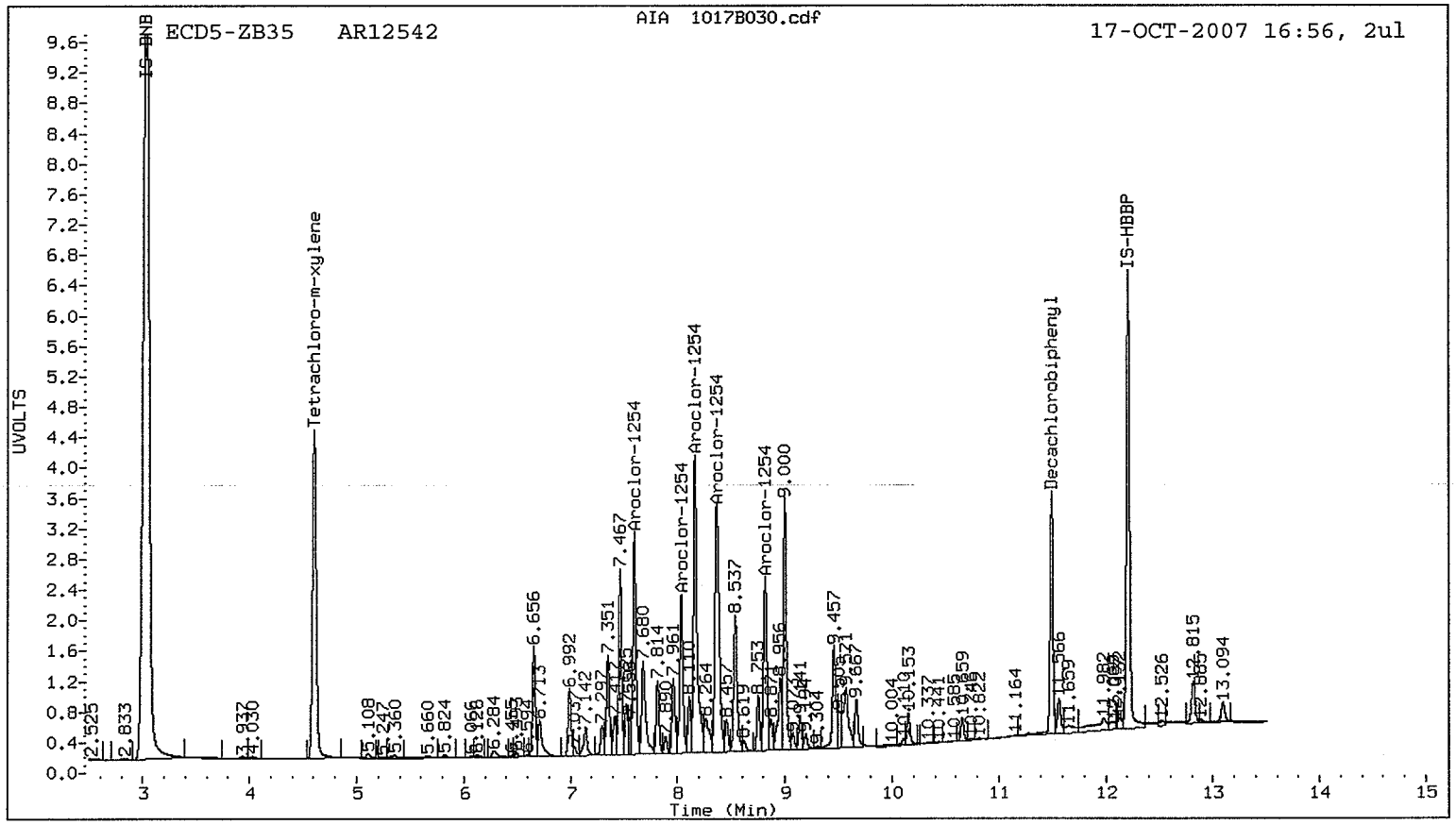
ECD5-ZB35 AR12542
AIA 1017B030.cdf
17-OCT-2007 16:56, 2ul
UVOLTS
Time (Min)
IS-BNB
Tetrachloro-m-xylene
Aroclor-1254
Decachlorobiphenyl
IS-HBBP

7F

PCB CALIBRATION VERIFICATION SUMMARY

Lab Name: ANALYTICAL RESOURCES, INC Client: ANCHOR

ARI Job No.: LR71 Project: KIMBERLY CLARK ANACO

GC Column: ZB5 Intrument: ECD5

Init. Calib. Date: 10/16/07

Date Analyzed :10/17/07

Lab Standard ID: AR16603 Time Analyzed :1713

COMPOUND/PEAK NO.	RT	RT WINDOW FROM	RT WINDOW TO	CALC AMOUNT (ng)	NOM AMOUNT (ng)	%D
Aroclor-1016-1	5.70	5.60	5.80	239.0	250.0	-4.4
Aroclor-1016-2	5.99	5.89	6.09	244.3	250.0	-2.3
Aroclor-1016-3	6.10	6.00	6.20	241.9	250.0	-3.2
Aroclor-1016-4	6.36	6.26	6.46	238.2	250.0	-4.7

AVERAGE %D = 3.7

Date Analyzed :10/17/07

Lab Standard ID: AR16603 Time Analyzed :1713

COMPOUND/PEAK NO.	RT	RT WINDOW FROM	RT WINDOW TO	CALC AMOUNT (ng)	NOM AMOUNT (ng)	%D
Aroclor-1260-1	8.78	8.68	8.88	284.6	250.0	13.8
Aroclor-1260-2	9.05	8.95	9.15	283.2	250.0	13.3
Aroclor-1260-3	9.35	9.25	9.45	289.5	250.0	15.8
Aroclor-1260-4	9.69	9.59	9.79	275.0	250.0	10.0
Aroclor-1260-5	9.84	9.74	9.94	287.1	250.0	14.8

AVERAGE %D = 13.5

7F
PCB CALIBRATION VERIFICATION SUMMARY

Lab Name: ANALYTICAL RESOURCES, INC Client: ANCHOR

ARI Job No.: LR71 Project: KIMBERLY CLARK ANACO

GC Column: ZB35 Intrument: ECD5

Init. Calib. Date: 10/16/07

Date Analyzed :10/17/07

Lab Standard ID: AR16603 Time Analyzed :1713

COMPOUND/PEAK NO.	RT	RT WINDOW FROM	RT WINDOW TO	CALC AMOUNT (ng)	NOM AMOUNT (ng)	%D
Aroclor-1016-1	5.82	5.72	5.92	238.9	250.0	-4.4
Aroclor-1016-2	6.29	6.19	6.39	239.7	250.0	-4.1
Aroclor-1016-3	6.45	6.35	6.55	236.5	250.0	-5.4
Aroclor-1016-4	6.99	6.89	7.09	235.1	250.0	-6.0

AVERAGE %D = 5.0

Date Analyzed :10/17/07

Lab Standard ID: AR16603 Time Analyzed :1713

COMPOUND/PEAK NO.	RT	RT WINDOW FROM	RT WINDOW TO	CALC AMOUNT (ng)	NOM AMOUNT (ng)	%D
Aroclor-1260-1	9.07	8.97	9.17	269.1	250.0	7.6
Aroclor-1260-2	9.14	9.04	9.24	267.2	250.0	6.9
Aroclor-1260-3	9.66	9.56	9.76	267.4	250.0	6.9
Aroclor-1260-4	10.10	10.00	10.20	268.4	250.0	7.4
Aroclor-1260-5	10.15	10.05	10.25	269.7	250.0	7.9

AVERAGE %D = 7.3

Analytical Resources Inc.
Dual Column PCB Quantitation Report

Data file 1: 20071016.b/1017-1.b/1017B031.d
Data file 2: 20071016.b/1017-2.b/1017B031.d
Method: /chem2/ecd5.i/20071016.b/PCB1.m
Compound Sublist: AR1660
Instrument, Inj. Vol.: ecd5.i, 2ul
Quant Method: Internal Std

ARI ID: AR16603
Client ID:
Injection Date: 17-OCT-2007 17:13
Report Date: 10/19/2007 10:28
Matrix: SOIL
Dilution Factor: 1.000

ZB5 Col			ZB35 Col			ZB5	ZB35		
RT	Shift	Response	RT	Shift	Response	on col	on col	RPD	Compound/Flag
4.523	0.001	8271205	4.605	0.000	5403659	20.1	20.2	0.5	Tetrachloro-m-xylene
11.134	-0.001	5387752	11.497	0.000	2822351	20.9	20.3	2.7	Decachlorobiphenyl

* Indicates RPD > 40%
M Indicates Column 1 peak was manually integrated
N Indicates Column 2 peak was manually integrated

SURROGATE PERCENT RECOVERY

SURROGATE	Col1	Col2
Tetrachloro-m-xylene	50.2	50.5
Decachlorobiphenyl	52.2	50.8

INTERNAL STANDARD SUMMARY

Column 1

Standard Cpnd	Standard Area*	Sample Area	%D
Bromo-Nitrobenzene	31569414	31408365	-0.5
Hexabromobiphenyl	9983366	8124236	-18.6

Column 2

Standard Cpnd	Standard Area*	Sample Area	%D
Bromo-Nitrobenzene	20324893	20341604	0.1
Hexabromobiphenyl	6610345	5780410	-12.6

* Standard Areas taken from Initial Cal Level 3
Initial Calibration Date: 16-OCT-2007
<- Indicates standard response outside Limits (-50 to +100%)

Aroclor	Peak#	RT	Shift	Area	Amount	Peak#	RT	Shift	Area	Amount
		ZB5 Col					ZB35 Col			
Aroclor-1016	1	5.695	0.000	2369124	239.0	1	5.824	0.000	2402795	238.9
Aroclor-1016	2	5.992	0.001	7318340	244.3	2	6.294	0.001	5094963	239.7
Aroclor-1016	3	6.104	0.001	3180390	241.9	3	6.455	0.002	2006898	236.5
Aroclor-1016	4	6.358	0.002	1919882	238.2	4	6.991	0.001	1567214	235.1
Total Col1Ave (4 peaks):					240.8	Total Col2Ave (4 peaks):				237.5 RPD = 1
Corrected Ave (4 peaks):					240.8	Corrected Ave (4 peaks):				237.5 RPD = 1
Aroclor-1260	1	8.780	0.000	4143566	284.6	1	9.073	0.001	2394524	269.1
Aroclor-1260	2	9.049	0.000	3491232	283.2	2	9.141	0.001	1345863	267.2
Aroclor-1260	3	9.350	0.001	9395779	289.5	3	9.665	0.001	5677430	267.4
Aroclor-1260	4	9.690	0.000	4132121	275.0	4	10.103	-0.001	1540241	268.4
Aroclor-1260	5	9.840	0.000	2670884	287.1	5	10.155	0.001	3567535	269.7
Total Col1Ave (5 peaks):					283.9	Total Col2Ave (5 peaks):				268.4 RPD = 6
Corrected Ave (5 peaks):					283.9	Corrected Ave (5 peaks):				268.4 RPD = 6

Total PCB Area Col1 (4.623 - 11.035) = 111419137 Col1 Total PCB = 0.5 ppm*

Total PCB Area Col2 (4.705 - 11.396) = 70396507 Col2 Total PCB = 0.5 ppm*

* Quantitated against AR1660 0.25ppm in Ical

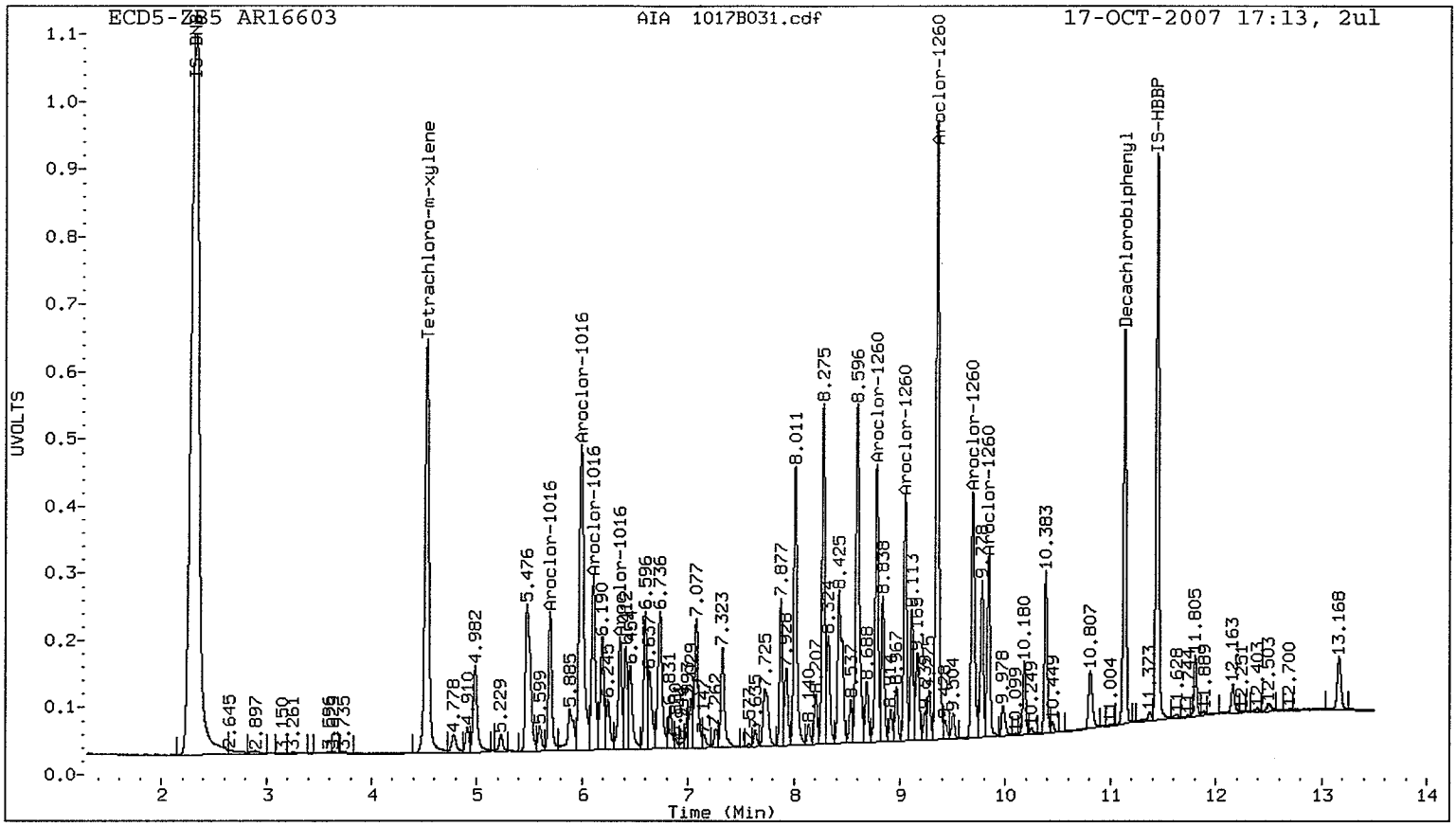
ECD5-ZB5 AR16603
AIA 1017B031.cdf
17-OCT-2007 17:13, 2ul
UVOLTS
Time (Min)
IS-BNB
Tetrachloro-m-xylene
Aroclor-1016
Aroclor-1260
Decachlorobiphenyl
IS-HBBP

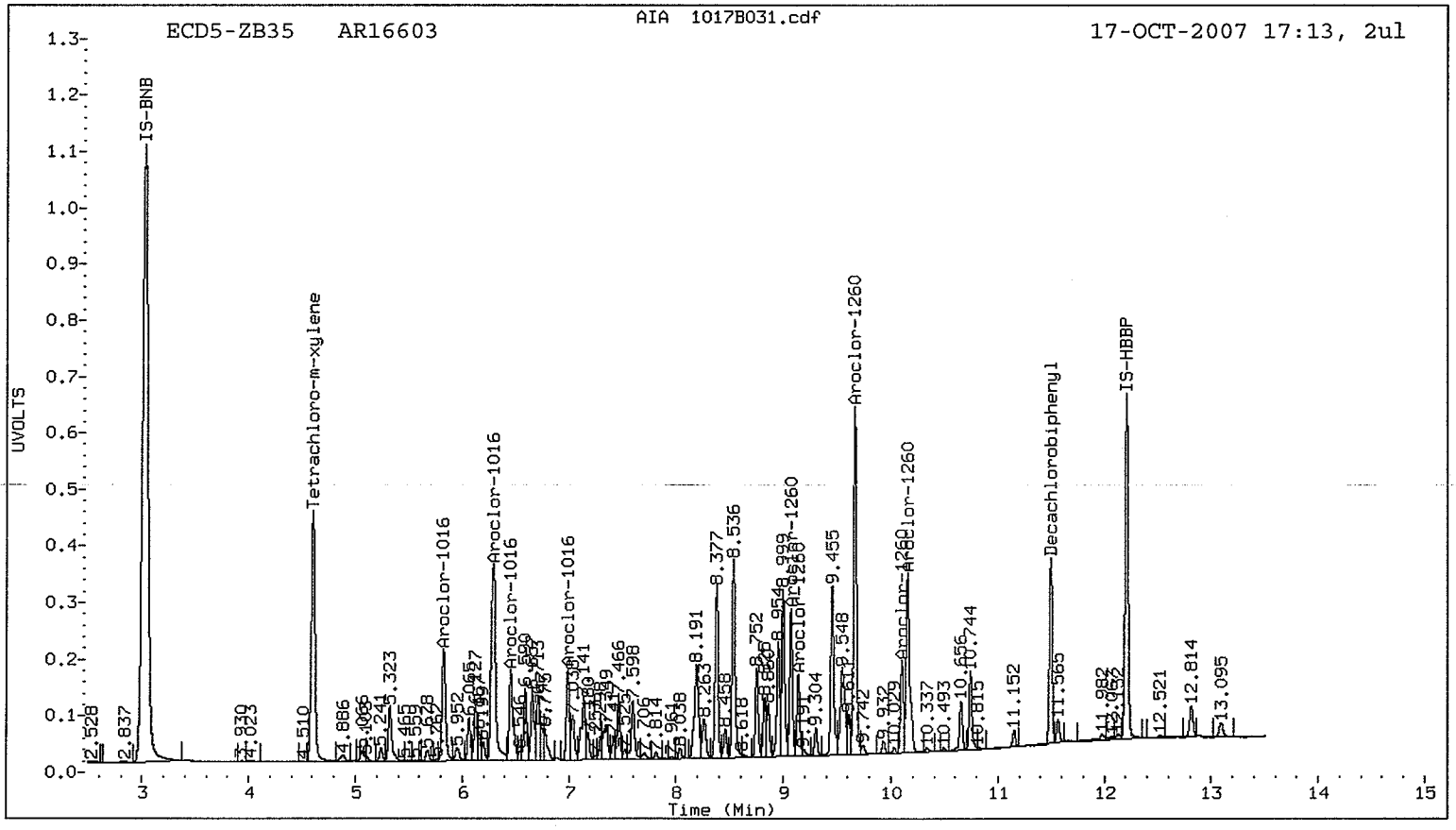
ECD5-ZB35 AR16603
AIA 1017B031.cdf
17-OCT-2007 17:13, 2ul
UVOLTS
Time (Min)
IS-BNB
Tetrachloro-m-xylene
Aroclor-1016
Aroclor-1260
Decachlorobiphenyl
IS-HBBP

7F
PCB CALIBRATION VERIFICATION SUMMARY

Lab Name: ANALYTICAL RESOURCES, INC Client: ANCHOR

ARI Job No.: LR71 Project: KIMBERLY CLARK ANACO

GC Column: ZB5 Intrument: ECD5

Init. Calib. Date: 10/16/07

Date Analyzed :10/17/07

Lab Standard ID: AR12482 Time Analyzed :2313

COMPOUND/PEAK NO.	RT	RT WINDOW FROM	RT WINDOW TO	CALC AMOUNT (ng)	NOM AMOUNT (ng)	%D
Aroclor-1248-1	5.99	5.89	6.09	252.6	250.0	1.0
Aroclor-1248-2	6.11	6.01	6.21	247.9	250.0	-0.8
Aroclor-1248-3	6.36	6.26	6.46	247.1	250.0	-1.1
Aroclor-1248-4	6.74	6.64	6.84	242.6	250.0	-3.0
Aroclor-1248-5	7.07	6.97	7.17	241.3	250.0	-3.5

AVERAGE %D = 1.9

FORM VII PCB

7F
PCB CALIBRATION VERIFICATION SUMMARY

Lab Name: ANALYTICAL RESOURCES, INC Client: ANCHOR

ARI Job No.: LR71 Project: KIMBERLY CLARK ANACO

GC Column: ZB35 Intrument: ECD5

Init. Calib. Date: 10/16/07

Date Analyzed :10/17/07

Lab Standard ID: AR12482 Time Analyzed :2313

COMPOUND/PEAK NO.	RT	RT WINDOW FROM	RT WINDOW TO	CALC AMOUNT (ng)	NOM AMOUNT (ng)	%D
Aroclor-1248-1	6.29	6.19	6.39	244.5	250.0	-2.2
Aroclor-1248-2	6.66	6.56	6.76	241.3	250.0	-3.5
Aroclor-1248-3	6.99	6.89	7.09	243.2	250.0	-2.7
Aroclor-1248-4	7.35	7.25	7.45	239.7	250.0	-4.1

AVERAGE %D = 3.1

FORM VII PCB

Analytical Resources Inc.
Dual Column PCB Quantitation Report

Data file 1: 20071016.b/1017-1.b/1017B052.d
Data file 2: 20071016.b/1017-2.b/1017B052.d
Method: /chem2/ecd5.i/20071016.b/PCB1.m
Compound Sublist: AR1248
Instrument, Inj. Vol.: ecd5.i, 2ul
Quant Method: Internal Std

ARI ID: AR12482
Client ID:
Injection Date: 17-OCT-2007 23:13
Report Date: 10/19/2007 10:28
Matrix: SOIL
Dilution Factor: 1.000

ZB5 Col			ZB35 Col			ZB5	ZB35		
RT	Shift	Response	RT	Shift	Response	on col	on col	RPD	Compound/Flag
4.523	0.000	7959962	4.605	0.000	5340017	18.9	19.2	2.0	Tetrachloro-m-xylene
11.133	-0.002	5649329	11.495	-0.002	3050605	21.2	21.6	2.0	Decachlorobiphenyl

* Indicates RPD > 40%
M Indicates Column 1 peak was manually integrated
N Indicates Column 2 peak was manually integrated

SURROGATE PERCENT RECOVERY

SURROGATE	Col1	Col2
Tetrachloro-m-xylene	47.2	48.1
Decachlorobiphenyl	52.9	54.0

INTERNAL STANDARD SUMMARY

Column 1

Standard Cpnd	Standard Area*	Sample Area	%D
Bromo-Nitrobenzene	31569414	32189513	2.0
Hexabromobiphenyl	9983366	8404718	-15.8

Column 2

Standard Cpnd	Standard Area*	Sample Area	%D
Bromo-Nitrobenzene	20324893	21104119	3.8
Hexabromobiphenyl	6610345	5880298	-11.0

* Standard Areas taken from Initial Cal Level 3
Initial Calibration Date: 16-OCT-2007
<- Indicates standard response outside Limits (-50 to +100%)

		ZB5 Col				ZB35 Col			
Aroclor	Peak#	RT	Shift	Area	Amount	Peak#	RT	Shift	Area	Amount
Aroclor-1248	1	5.992	0.000	4531296	252.6	1	6.292	0.001	3180907	244.5
Aroclor-1248	2	6.106	0.000	1692279	247.9	2	6.656	0.000	1739942	241.3
Aroclor-1248	3	6.357	0.000	2631127	247.1	3	6.990	0.001	2058186	243.2
Aroclor-1248	4	6.735	-0.001	3805087	242.6	4	7.351	0.001	2810270	239.7
Aroclor-1248	5	7.074	0.000	5008970	241.3	NS	---			----
Total Col1Ave (5 peaks):					246.3	Total Col2Ave (4 peaks):			242.2	RPD = 2
Corrected Ave (5 peaks):					246.3	Corrected Ave (4 peaks):			242.2	RPD = 2

Total PCB Area Col1 (4.623 - 11.035) = 58902873 Col1 Total PCB = 0.2 ppm*

Total PCB Area Col2 (4.705 - 11.396) = 38483330 Col2 Total PCB = 0.3 ppm*

* Quantitated against AR1660 0.25ppm in Ical

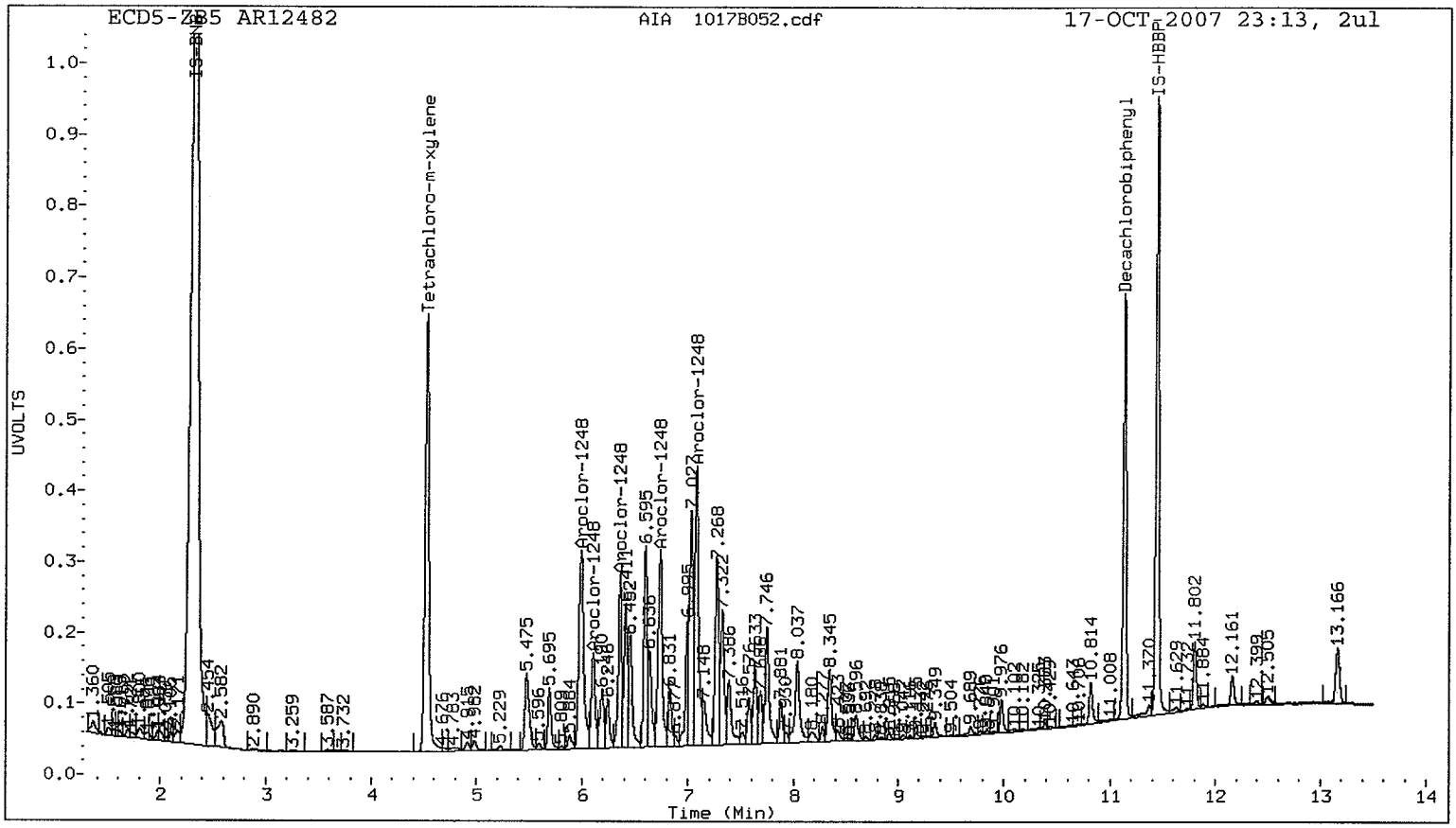
ECD5-ZB5 AR12482
AIA 1017B052.cdf
17-OCT-2007 23:13, 2ul
IS-BNB
Tetrachloro-m-xylene
Aroclor-1248
Decachlorobiphenyl
IS-HBBP
UVOLTS
Time (Min)

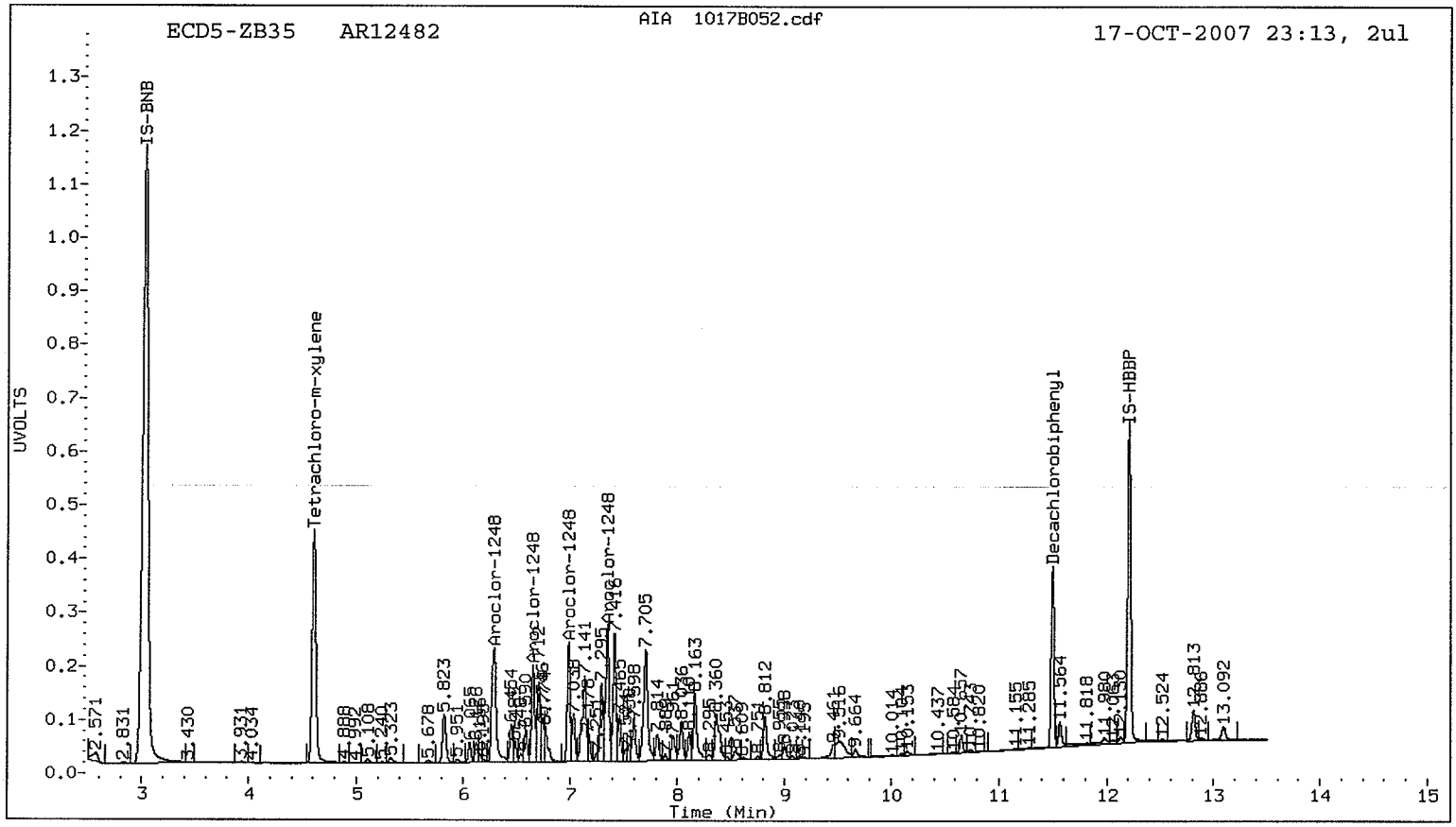
ECD5-ZB35 AR12482
AIA 1017B052.cdf
17-OCT-2007 23:13, 2ul
IS-BNB
Tetrachloro-m-xylene
Aroclor-1248
Decachlorobiphenyl
IS-HBBP
UVOLTS
Time (Min)

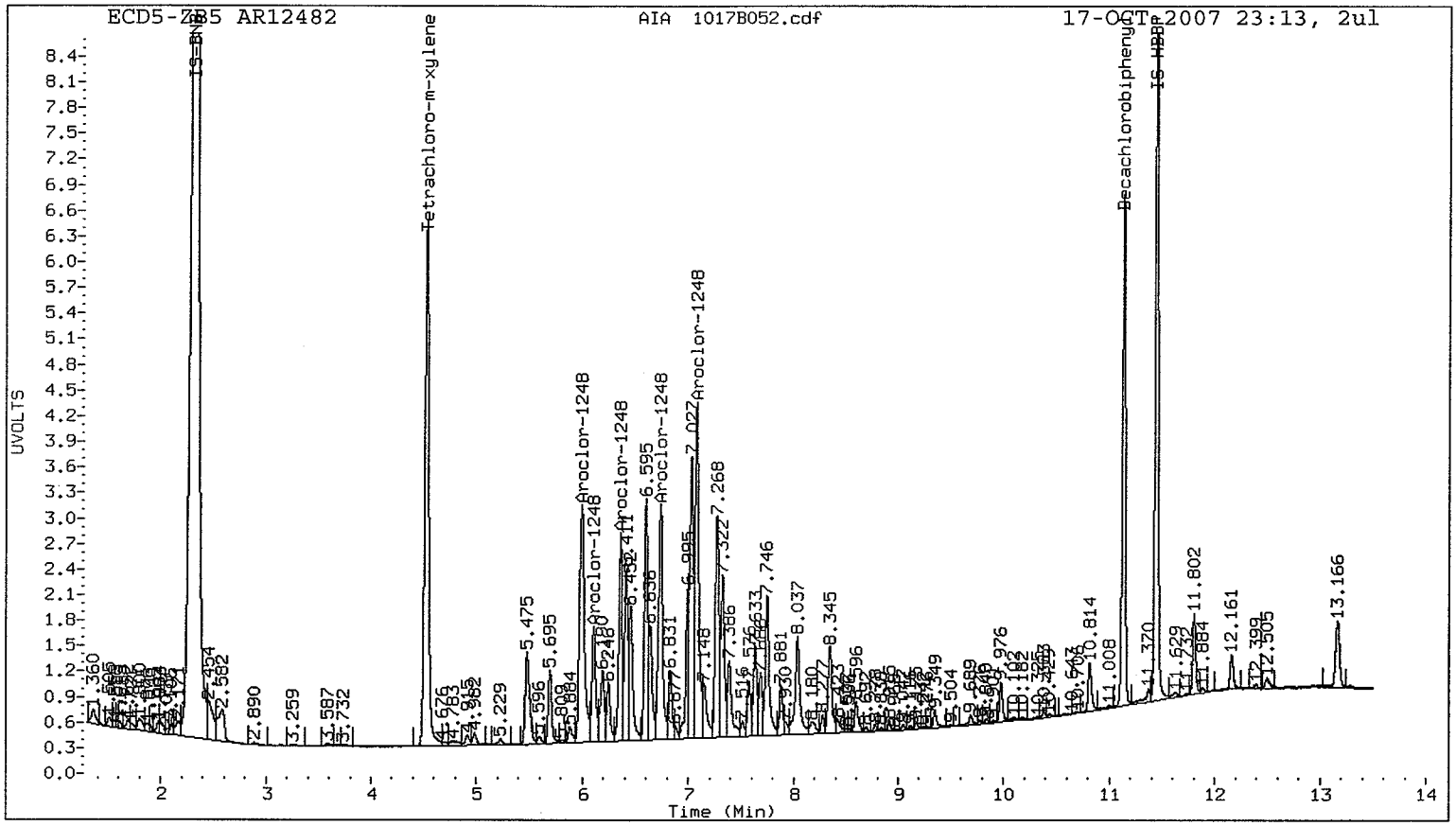
ECD5-ZB5 AR12482
AIA 1017B052.cdf
17-OCT-2007 23:13, 2ul
UVOLTS
Time (Min)
IS-BNB
Tetrachloro-m-xylene
Aroclor-1248
Decachlorobiphenyl
IS HBBP

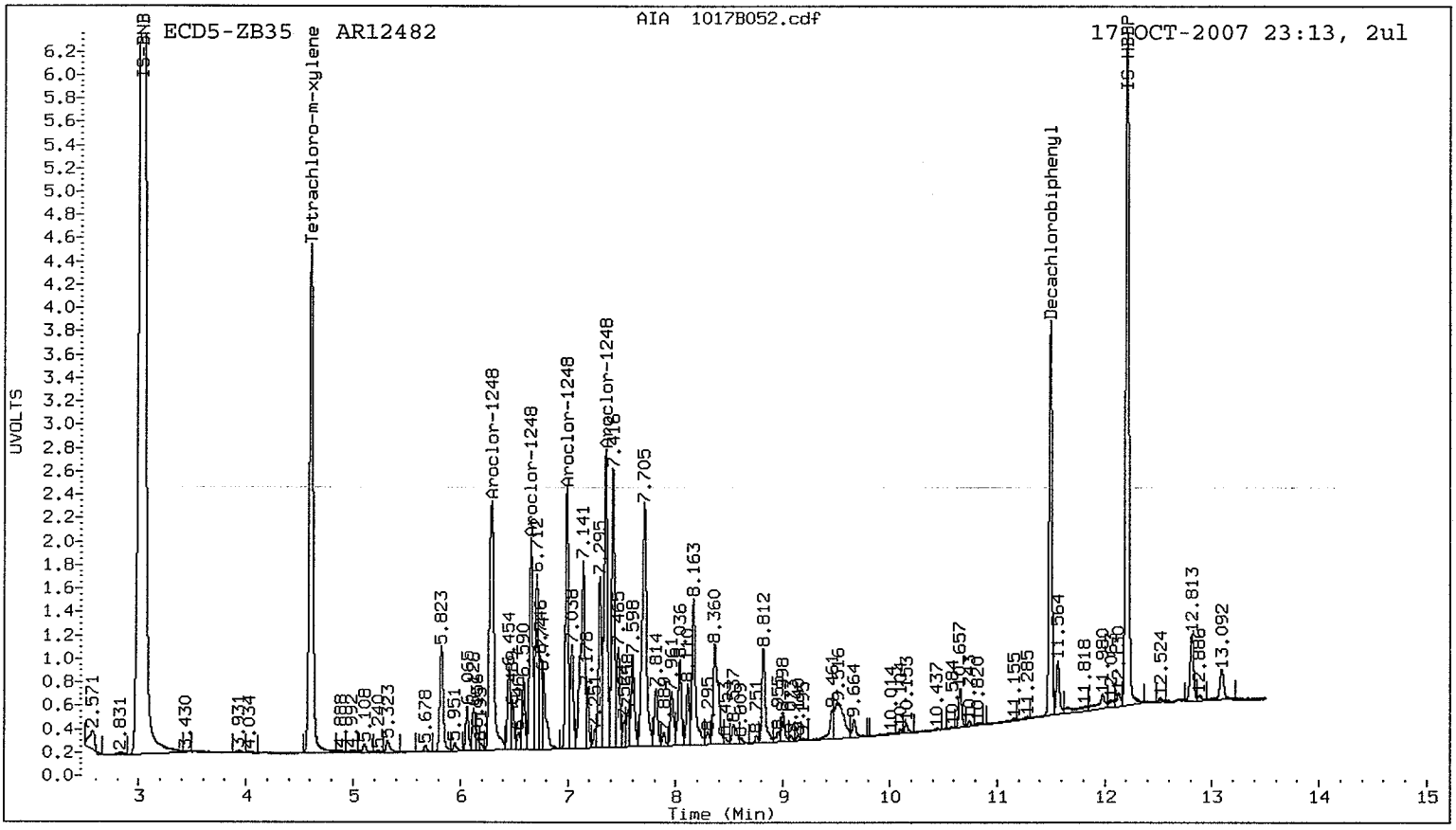
ECD5-ZB35 AR12482
AIA 1017B052.cdf
17-OCT-2007 23:13, 2ul
UVOLTS
Time (Min)
IS-BNB
Tetrachloro-m-xylene
Aroclor-1248
Decachlorobiphenyl
IS HBBP

7F

PCB CALIBRATION VERIFICATION SUMMARY

Lab Name: ANALYTICAL RESOURCES, INC Client: ANCHOR

ARI Job No.: LR71 Project: KIMBERLY CLARK ANACO

GC Column: ZB5 Intrument: ECD5

Init. Calib. Date: 10/16/07

Date Analyzed :10/17/07

Lab Standard ID: AR16604 Time Analyzed :2330

COMPOUND/PEAK NO.	RT	RT WINDOW FROM	RT WINDOW TO	CALC AMOUNT (ng)	NOM AMOUNT (ng)	%D
Aroclor-1016-1	5.70	5.60	5.80	237.2	250.0	-5.1
Aroclor-1016-2	5.99	5.89	6.09	238.4	250.0	-4.6
Aroclor-1016-3	6.10	6.00	6.20	237.1	250.0	-5.2
Aroclor-1016-4	6.36	6.26	6.46	234.6	250.0	-6.2

AVERAGE %D = 5.3

Date Analyzed :10/17/07

Lab Standard ID: AR16604 Time Analyzed :2330

COMPOUND/PEAK NO.	RT	RT WINDOW FROM	RT WINDOW TO	CALC AMOUNT (ng)	NOM AMOUNT (ng)	%D
Aroclor-1260-1	8.78	8.68	8.88	287.4	250.0	15.0
Aroclor-1260-2	9.05	8.95	9.15	285.6	250.0	14.2
Aroclor-1260-3	9.35	9.25	9.45	291.8	250.0	16.7
Aroclor-1260-4	9.69	9.59	9.79	280.0	250.0	12.0
Aroclor-1260-5	9.84	9.74	9.94	288.9	250.0	15.6

AVERAGE %D = 14.7

7F
PCB CALIBRATION VERIFICATION SUMMARY

Lab Name: ANALYTICAL RESOURCES, INC Client: ANCHOR

ARI Job No.: LR71 Project: KIMBERLY CLARK ANACO

GC Column: ZB35 Intrument: ECD5

Init. Calib. Date: 10/16/07

Date Analyzed :10/17/07

Lab Standard ID: AR16604 Time Analyzed :2330

COMPOUND/PEAK NO.	RT	RT WINDOW FROM	RT WINDOW TO	CALC AMOUNT (ng)	NOM AMOUNT (ng)	%D
Aroclor-1016-1	5.82	5.72	5.92	234.2	250.0	-6.3
Aroclor-1016-2	6.29	6.19	6.39	235.9	250.0	-5.6
Aroclor-1016-3	6.45	6.35	6.55	233.6	250.0	-6.6
Aroclor-1016-4	6.99	6.89	7.09	231.8	250.0	-7.3

AVERAGE %D = 6.5

Date Analyzed :10/17/07

Lab Standard ID: AR16604 Time Analyzed :2330

COMPOUND/PEAK NO.	RT	RT WINDOW FROM	RT WINDOW TO	CALC AMOUNT (ng)	NOM AMOUNT (ng)	%D
Aroclor-1260-1	9.07	8.97	9.17	268.7	250.0	7.5
Aroclor-1260-2	9.14	9.04	9.24	267.8	250.0	7.1
Aroclor-1260-3	9.66	9.56	9.76	265.3	250.0	6.1
Aroclor-1260-4	10.10	10.00	10.20	270.3	250.0	8.1
Aroclor-1260-5	10.15	10.05	10.25	271.5	250.0	8.6

AVERAGE %D = 7.5

Analytical Resources Inc.
Dual Column PCB Quantitation Report

Data file 1: 20071016.b/1017-1.b/1017B053.d
Data file 2: 20071016.b/1017-2.b/1017B053.d
Method: /chem2/ecd5.i/20071016.b/PCB1.m
Compound Sublist: AR1660
Instrument, Inj. Vol.: ecd5.i, 2ul
Quant Method: Internal Std

ARI ID: AR16604
Client ID:
Injection Date: 17-OCT-2007 23:30
Report Date: 10/19/2007 10:28
Matrix: SOIL
Dilution Factor: 1.000

ZB5 Col RT	ZB5 Col Shift	ZB5 Col Response	ZB35 Col RT	ZB35 Col Shift	ZB35 Col Response	ZB5 on col	ZB35 on col	RPD	Compound/Flag
4.523	0.000	8118482	4.604	-0.001	5293351	19.6	19.8	1.0	Tetrachloro-m-xylene
11.134	-0.001	5612934	11.495	-0.001	3014583	21.3	21.2	0.6	Decachlorobiphenyl M

* Indicates RPD > 40%
M Indicates Column 1 peak was manually integrated
N Indicates Column 2 peak was manually integrated

SURROGATE PERCENT RECOVERY

SURROGATE	Col1	Col2
Tetrachloro-m-xylene	49.0	49.5
Decachlorobiphenyl	53.3	53.0

INTERNAL STANDARD SUMMARY

Column 1

Standard Cpnd	Standard Area*	Sample Area	%D
Bromo-Nitrobenzene	31569414	31587087	0.1
Hexabromobiphenyl	9983366	8289248	-17.0

Column 2

Standard Cpnd	Standard Area*	Sample Area	%D
Bromo-Nitrobenzene	20324893	20325001	0.0
Hexabromobiphenyl	6610345	5921235	-10.4

* Standard Areas taken from Initial Cal Level 3
Initial Calibration Date: 16-OCT-2007
<- Indicates standard response outside Limits (-50 to +100%)

Aroclor	Peak#	RT	ZB5 Col Shift	Area	Amount	Peak#	RT	ZB35 Col Shift	Area	Amount
Aroclor-1016	1	5.695	0.000	2364635	237.2	1	5.824	0.000	2353873	234.2
Aroclor-1016	2	5.992	0.001	7184379	238.4	2	6.294	0.001	5011925	235.9
Aroclor-1016	3	6.104	0.001	3134896	237.1	3	6.454	0.001	1980818	233.6
Aroclor-1016	4	6.358	0.001	1901958	234.6	4	6.990	0.000	1544016	231.8
Total Col1Ave (4 peaks):					236.8	Total Col2Ave (4 peaks):				233.9 RPD = 1
Corrected Ave (4 peaks):					236.8	Corrected Ave (4 peaks):				233.9 RPD = 1
Aroclor-1260	1	8.780	0.000	4269153	287.4	1	9.071	-0.001	2449288	268.7
Aroclor-1260	2	9.048	0.000	3592213	285.6	2	9.140	0.000	1381776	267.8
Aroclor-1260	3	9.349	0.000	9664402	291.8	3	9.664	0.000	5770653	265.3
Aroclor-1260	4	9.689	-0.001	4292180	280.0	4	10.102	-0.001	1589066	270.3
Aroclor-1260	5	9.840	0.000	2742905	288.9	5	10.153	-0.001	3679547	271.5
Total Col1Ave (5 peaks):					286.8	Total Col2Ave (5 peaks):				268.7 RPD = 6
Corrected Ave (5 peaks):					286.8	Corrected Ave (5 peaks):				268.7 RPD = 6

Total PCB Area Col1 (4.623 - 11.035) = 112961639 Col1 Total PCB = 0.5 ppm*

Total PCB Area Col2 (4.705 - 11.396) = 70804116 Col2 Total PCB = 0.5 ppm*

* Quantitated against AR1660 0.25ppm in Ical

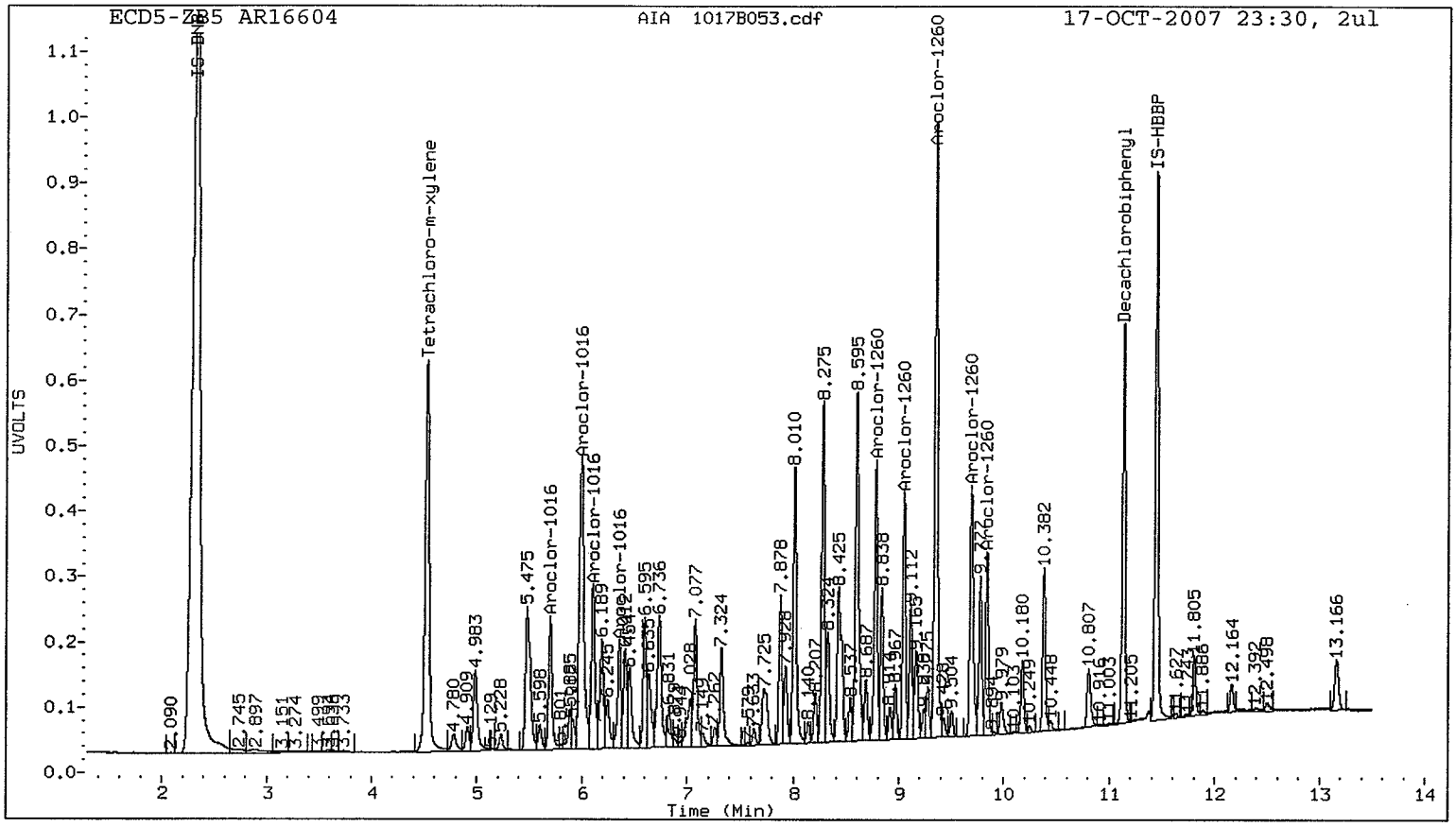
ECD5-ZB5 AR16604
AIA 1017B053.cdf
17-OCT-2007 23:30, 2ul
UVOLTS
Time (Min)
IS-BNB
Tetrachloro-m-xylene
Aroclor-1016
Aroclor-1260
Decachlorobiphenyl
IS-HBBP

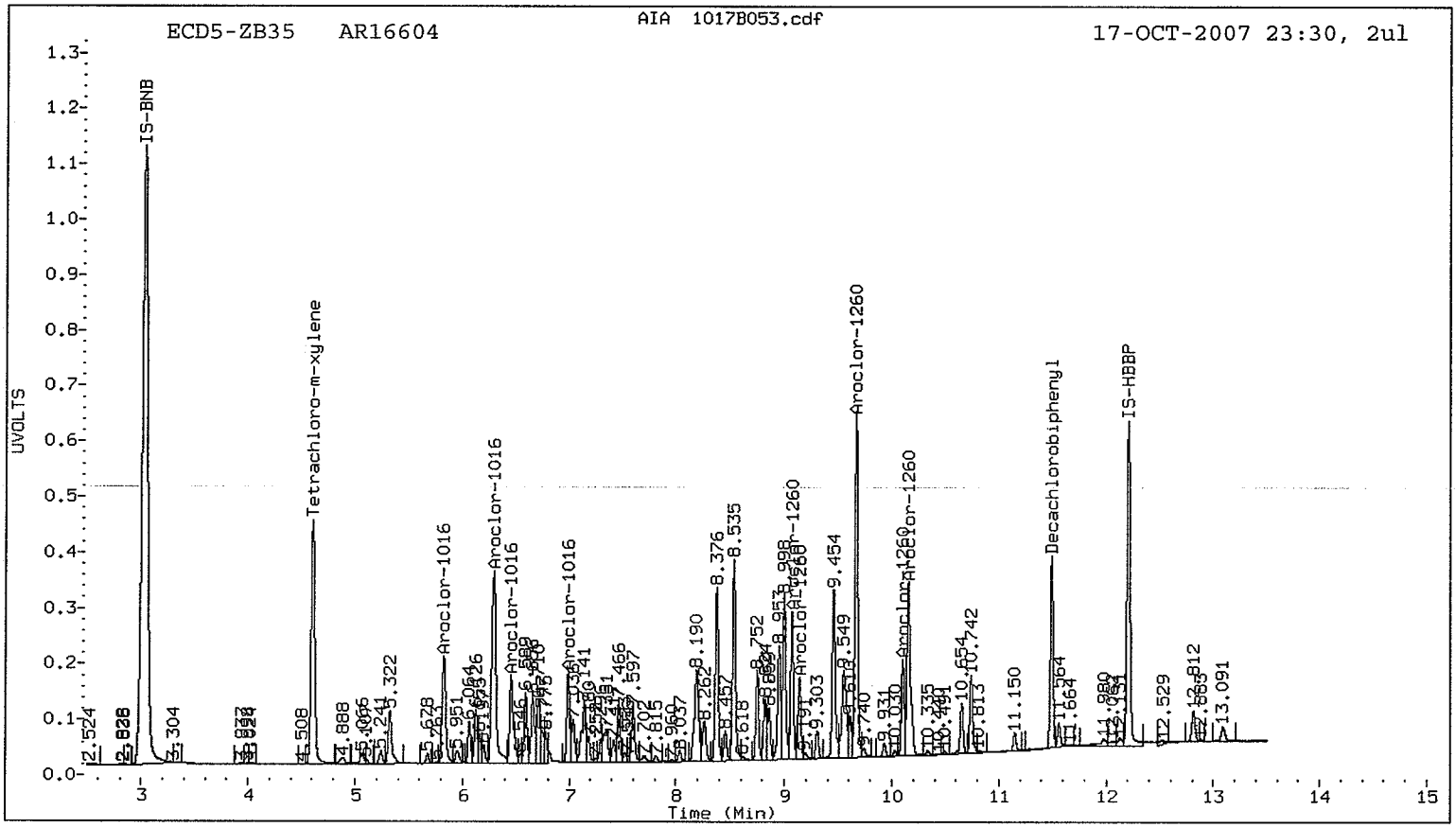
ECD5-ZB35 AR16604
AIA 1017B053.cdf
17-OCT-2007 23:30, 2ul
UVOLTS
Time (Min)
IS-BNB
Tetrachloro-m-xylene
Aroclor-1016
Aroclor-1260
Decachlorobiphenyl
IS-HBBP

7F

PCB CALIBRATION VERIFICATION SUMMARY

Lab Name: ANALYTICAL RESOURCES, INC Client: ANCHOR

ARI Job No.: LR71 Project: KIMBERLY CLARK ANACO

GC Column: ZB5 Intrument: ECD5

Init. Calib. Date: 10/16/07

Date Analyzed :10/18/07

Lab Standard ID: AR12543 Time Analyzed :0918

COMPOUND/PEAK NO.	RT	RT WINDOW FROM	RT WINDOW TO	CALC AMOUNT (ng)	NOM AMOUNT (ng)	%D
Aroclor-1254-1	7.34	7.22	7.42	230.2	250.0	-7.9
Aroclor-1254-2	7.65	7.53	7.73	232.6	250.0	-7.0
Aroclor-1254-3	7.76	7.64	7.84	219.4	250.0	-12.2
Aroclor-1254-4	8.04	7.93	8.13	227.3	250.0	-9.1
Aroclor-1254-5	8.35	8.24	8.44	226.4	250.0	-9.4

AVERAGE %D = 9.1

FORM VII PCB

7F

PCB CALIBRATION VERIFICATION SUMMARY

Lab Name: ANALYTICAL RESOURCES, INC Client: ANCHOR

ARI Job No.: LR71 Project: KIMBERLY CLARK ANACO

GC Column: ZB35 Intrument: ECD5

Init. Calib. Date: 10/16/07

Date Analyzed :10/18/07

Lab Standard ID: AR12543 Time Analyzed :0918

COMPOUND/PEAK NO.	RT	RT WINDOW FROM	RT WINDOW TO	CALC AMOUNT (ng)	NOM AMOUNT (ng)	%D
Aroclor-1254-1	7.61	7.50	7.70	232.0	250.0	-7.2
Aroclor-1254-2	8.04	7.94	8.14	233.3	250.0	-6.7
Aroclor-1254-3	8.17	8.06	8.26	232.1	250.0	-7.2
Aroclor-1254-4	8.37	8.26	8.46	234.4	250.0	-6.2
Aroclor-1254-5	8.82	8.72	8.92	239.6	250.0	-4.1

AVERAGE %D = 6.3

FORM VII PCB

Analytical Resources Inc.
Dual Column PCB Quantitation Report

Data file 1: 20071016.b/1018-1.b/1018B001.d
Data file 2: 20071016.b/1018-2.b/1018B001.d
Method: /chem2/ecd5.i/20071016.b/PCB1.m
Compound Sublist: AR1254
Instrument, Inj. Vol.: ecd5.i, 2ul
Quant Method: Internal Std

ARI ID: AR12543
Client ID:
Injection Date: 18-OCT-2007 09:18
Report Date: 10/19/2007 10:28
Matrix: SOIL
Dilution Factor: 1.000

ZB5 Col			ZB35 Col			ZB5	ZB35		
RT	Shift	Response	RT	Shift	Response	on col	on col	RPD	Compound/Flag
4.547	0.025	8637755	4.612	0.007	5694304	18.3	18.8	2.7	Tetrachloro-m-xylene
11.152	0.017	5976066	11.506	0.010	3301163	21.3	20.6	3.7	Decachlorobiphenyl

* Indicates RPD > 40%
M Indicates Column 1 peak was manually integrated
N Indicates Column 2 peak was manually integrated

SURROGATE PERCENT RECOVERY

SURROGATE	Col1	Col2
Tetrachloro-m-xylene	45.7	47.0
Decachlorobiphenyl	53.3	51.4

INTERNAL STANDARD SUMMARY

Column 1

Standard Cpnd	Standard Area*	Sample Area	%D
Bromo-Nitrobenzene	31569414	36072509	14.3
Hexabromobiphenyl	9983366	8827155	-11.6

Column 2

Standard Cpnd	Standard Area*	Sample Area	%D
Bromo-Nitrobenzene	20324893	23056781	13.4
Hexabromobiphenyl	6610345	6687432	1.2

* Standard Areas taken from Initial Cal Level 3
Initial Calibration Date: 16-OCT-2007
<- Indicates standard response outside Limits (-50 to +100%)

Aroclor	ZB5 Col Peak#	RT	Shift	Area	Amount	ZB35 Col Peak#	RT	Shift	Area	Amount
Aroclor-1254	1	7.339	0.016	5913997	230.2	1	7.606	0.009	3048072	232.0
Aroclor-1254	2	7.646	0.015	3679241	232.6	2	8.044	0.008	2335320	233.3
Aroclor-1254	3	7.759	0.014	6894739	219.4	3	8.170	0.008	5004550	232.1
Aroclor-1254	4	8.044	0.012	7692036	227.3	4	8.368	0.004	5100511	234.4
Aroclor-1254	5	8.349	0.013	4499469	226.4	5	8.822	0.005	2934945	239.6

Total Col1Ave (5 peaks): 227.2 Total Col2Ave (5 peaks): 234.3 RPD = 3

Corrected Ave (5 peaks): 227.2 Corrected Ave (5 peaks): 234.3 RPD = 3

Total PCB Area Col1 (4.623 - 11.035) = 74277174 Col1 Total PCB = 0.3 ppm*

Total PCB Area Col2 (4.705 - 11.396) = 47732393 Col2 Total PCB = 0.3 ppm*

* Quantitated against AR1660 0.25ppm in Ical

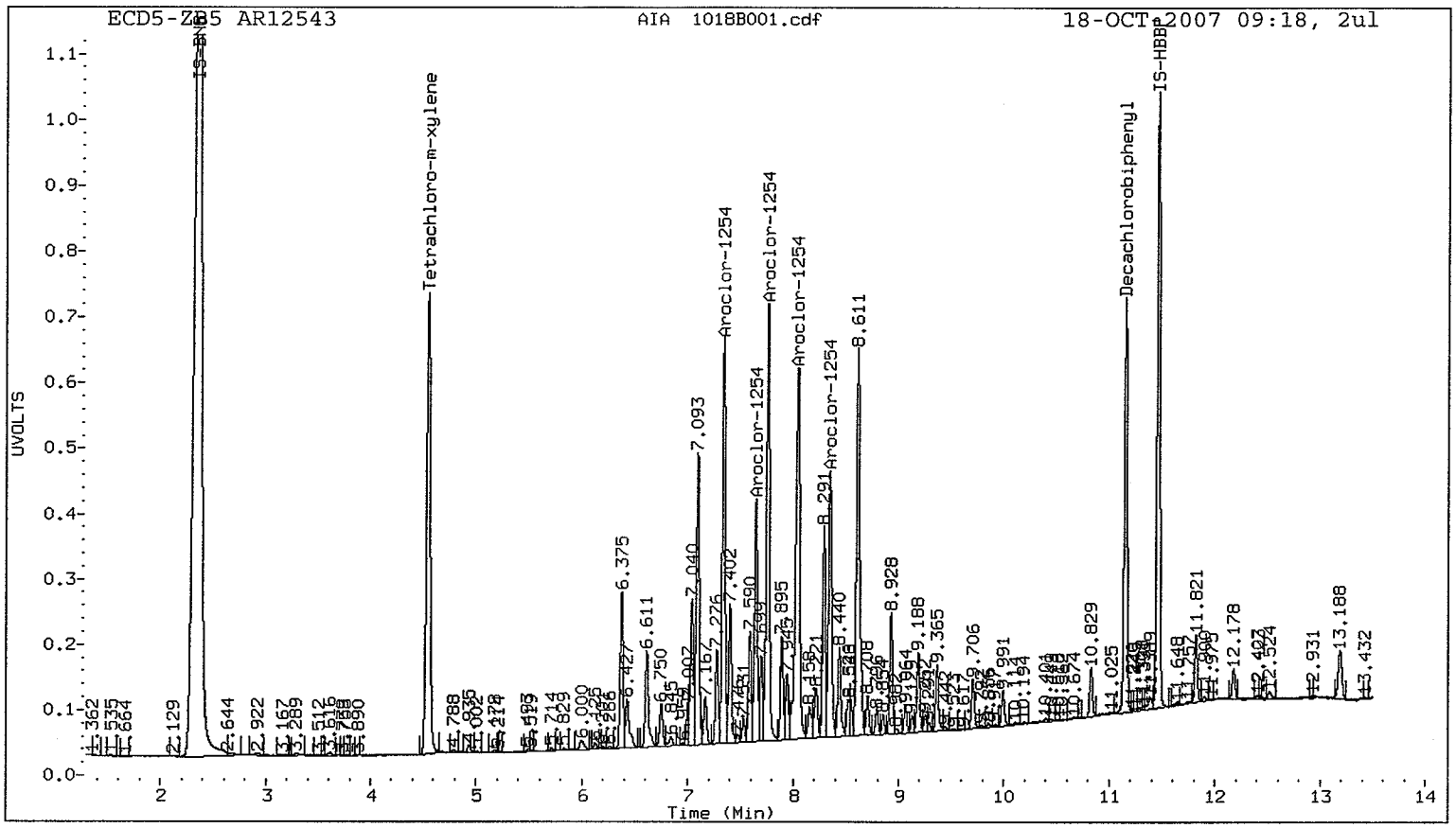
ECD5-ZB5 AR12543
AIA 1018B001.cdf
18-OCT-2007 09:18, 2ul
UVOLTS
Time (Min)
IS-BNB
Tetrachloro-m-xylene
Aroclor-1254
Decachlorobiphenyl
IS-HBBP

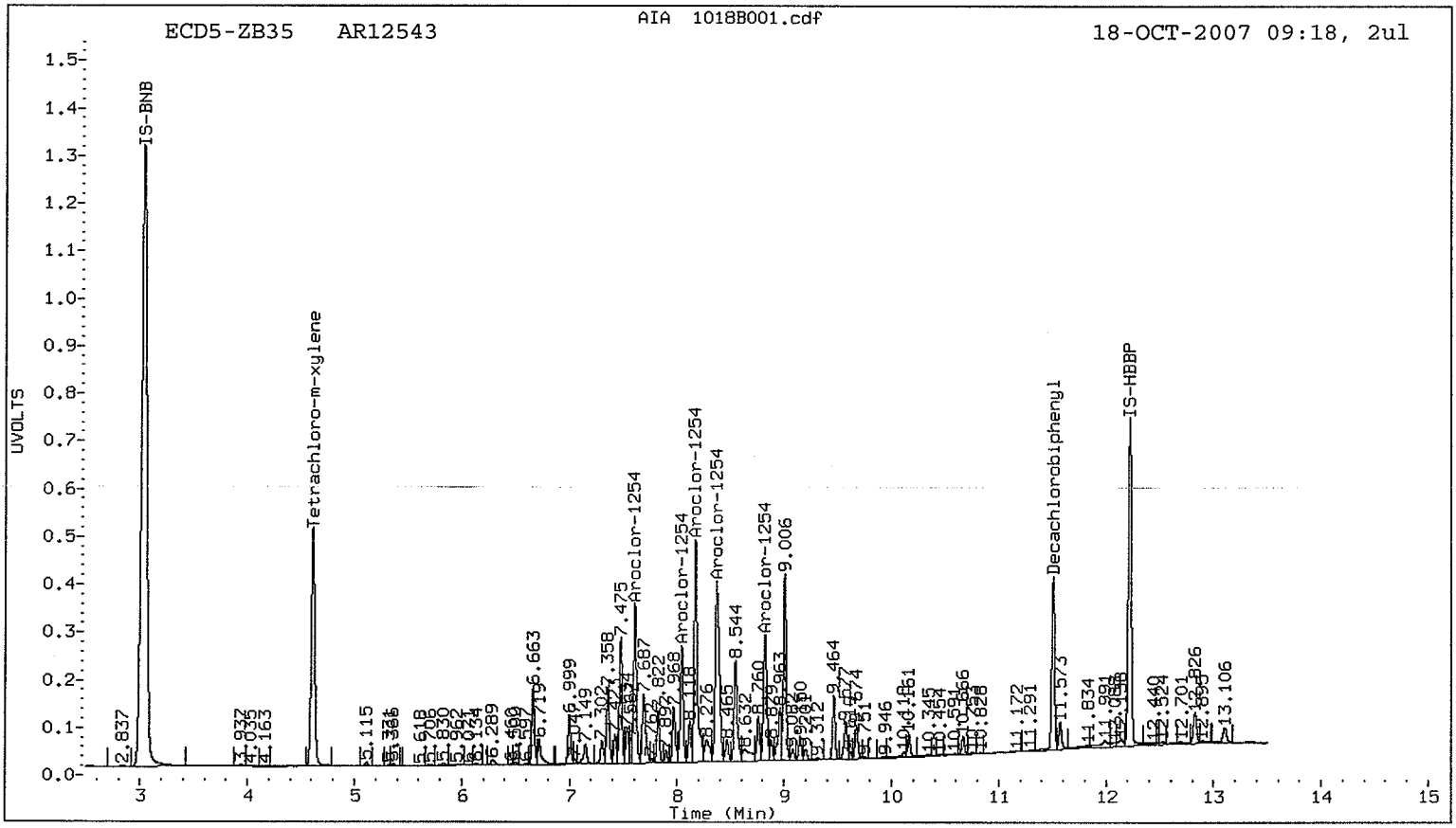
ECD5-ZB35 AR12543
AIA 1018B001.cdf
18-OCT-2007 09:18, 2ul
UVOLTS
Time (Min)
IS-BNB
Tetrachloro-m-xylene
Aroclor-1254
Decachlorobiphenyl
IS-HBBP

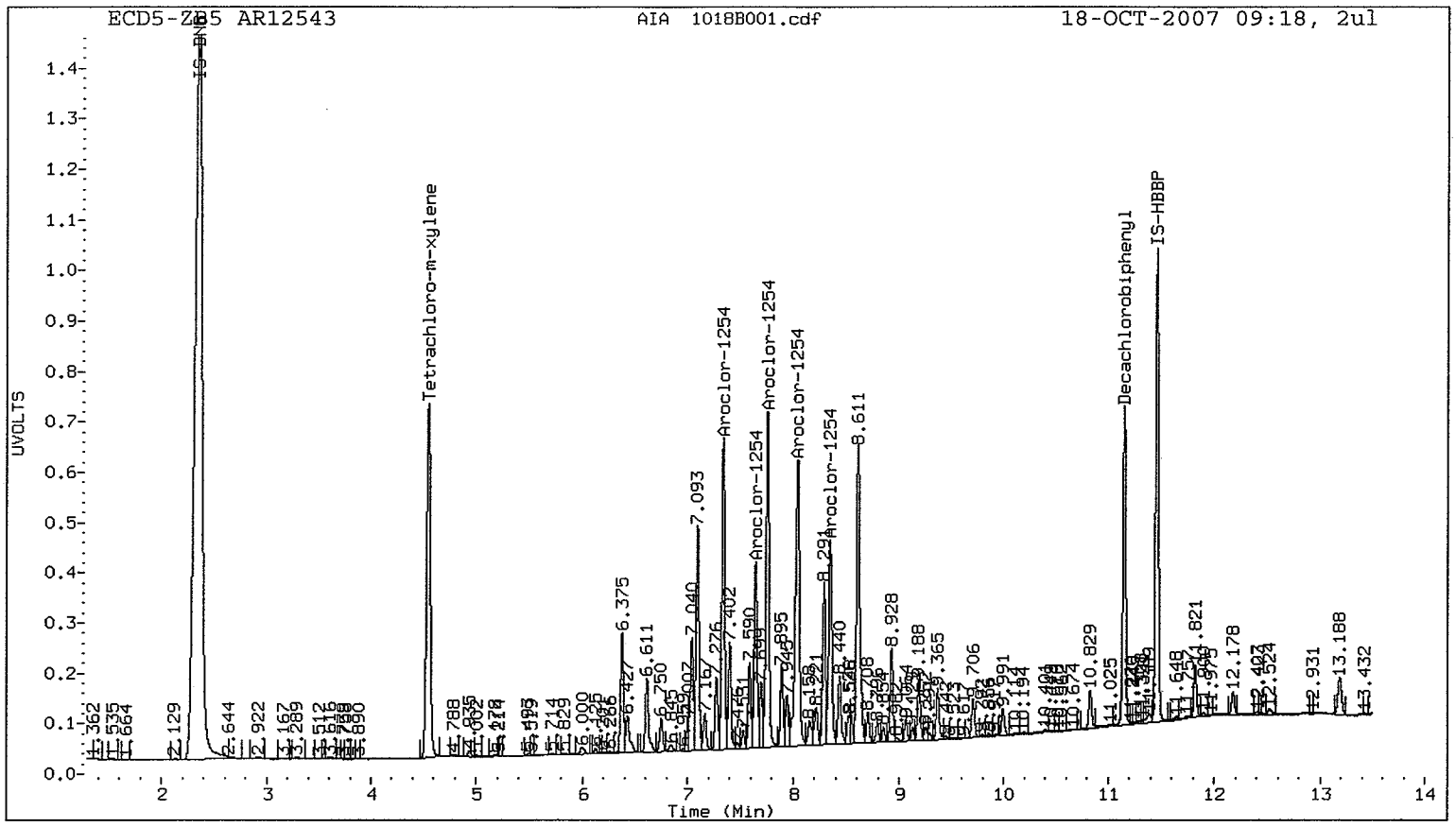
ECD5-ZB5 AR12543
AIA 1018B001.cdf
18-OCT-2007 09:18, 2ul
UVOLTS
Time (Min)
IS-BNB
Tetrachloro-m-xylene
Aroclor-1254
Decachlorobiphenyl
IS-HBBP

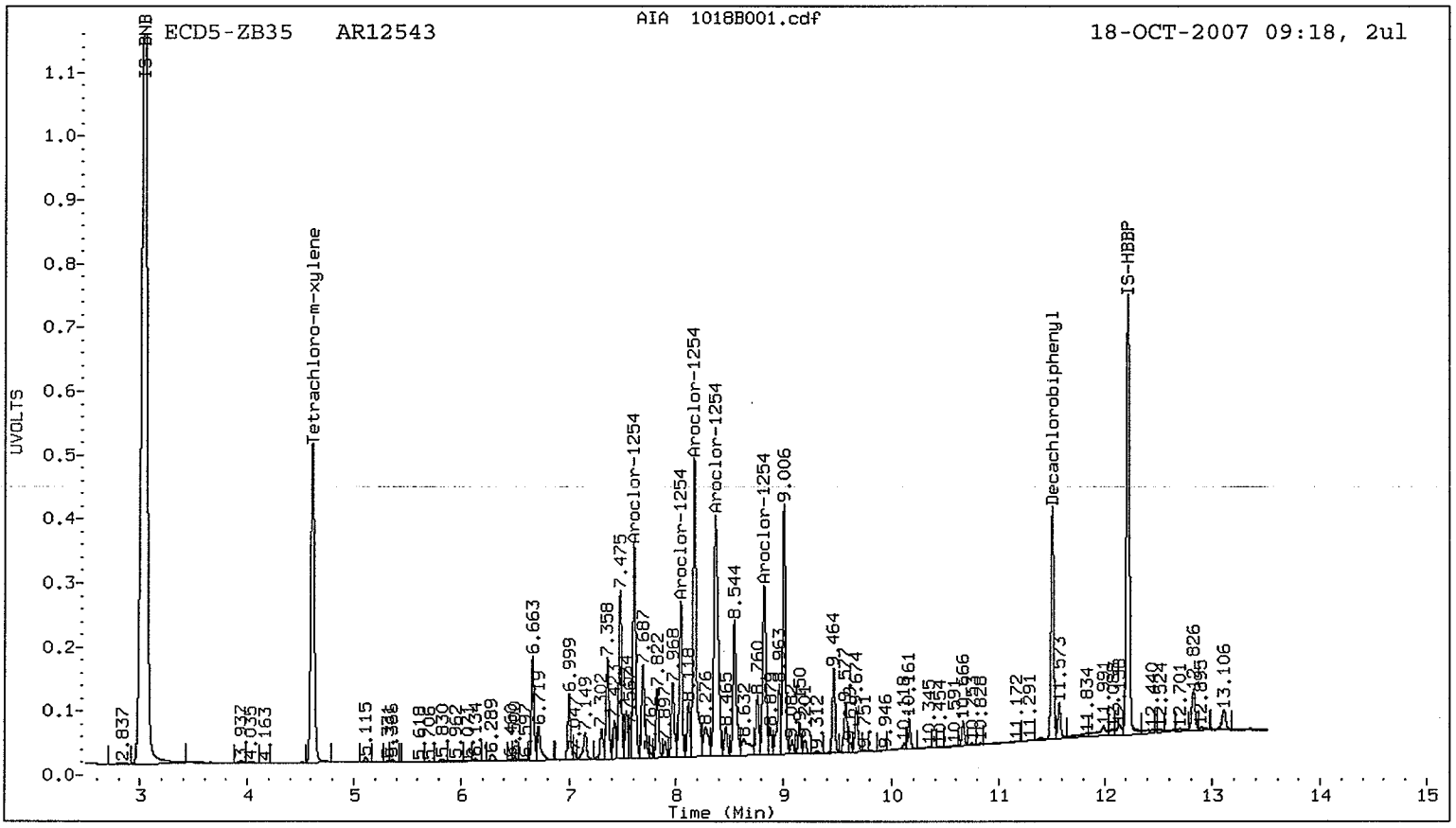
ECD5-ZB35 AR12543
AIA 1018B001.cdf
18-OCT-2007 09:18, 2ul
UVOLTS
Time (Min)
IS-BNB
Tetrachloro-m-xylene
Aroclor-1254
Decachlorobiphenyl
IS-HBBP

7F

PCB CALIBRATION VERIFICATION SUMMARY

Lab Name: ANALYTICAL RESOURCES, INC Client: ANCHOR

ARI Job No.: LR71 Project: KIMBERLY CLARK ANACO

GC Column: ZB5 Intrument: ECD5

Init. Calib. Date: 10/16/07

Date Analyzed :10/18/07

Lab Standard ID: AR16605 Time Analyzed :0935

COMPOUND/PEAK NO.	RT	RT WINDOW FROM	RT WINDOW TO	CALC AMOUNT (ng)	NOM AMOUNT (ng)	%D
Aroclor-1016-1	5.70	5.60	5.80	236.1	250.0	-5.6
Aroclor-1016-2	6.00	5.89	6.09	242.5	250.0	-3.0
Aroclor-1016-3	6.11	6.00	6.20	237.2	250.0	-5.1
Aroclor-1016-4	6.36	6.26	6.46	233.0	250.0	-6.8

AVERAGE %D = 5.1

Date Analyzed :10/18/07

Lab Standard ID: AR16605 Time Analyzed :0935

COMPOUND/PEAK NO.	RT	RT WINDOW FROM	RT WINDOW TO	CALC AMOUNT (ng)	NOM AMOUNT (ng)	%D
Aroclor-1260-1	8.78	8.68	8.88	280.0	250.0	12.0
Aroclor-1260-2	9.05	8.95	9.15	282.3	250.0	12.9
Aroclor-1260-3	9.35	9.25	9.45	285.2	250.0	14.1
Aroclor-1260-4	9.69	9.59	9.79	273.7	250.0	9.5
Aroclor-1260-5	9.84	9.74	9.94	286.0	250.0	14.4

AVERAGE %D = 12.6

7F

PCB CALIBRATION VERIFICATION SUMMARY

Lab Name: ANALYTICAL RESOURCES, INC Client: ANCHOR

ARI Job No.: LR71 Project: KIMBERLY CLARK ANACO

GC Column: ZB35 Intrument: ECD5

Init. Calib. Date: 10/16/07

Date Analyzed :10/18/07

Lab Standard ID: AR16605 Time Analyzed :0935

COMPOUND/PEAK NO.	RT	RT WINDOW FROM	RT WINDOW TO	CALC AMOUNT (ng)	NOM AMOUNT (ng)	%D
Aroclor-1016-1	5.83	5.72	5.92	235.0	250.0	-6.0
Aroclor-1016-2	6.29	6.19	6.39	236.0	250.0	-5.6
Aroclor-1016-3	6.46	6.35	6.55	234.8	250.0	-6.1
Aroclor-1016-4	6.99	6.89	7.09	232.1	250.0	-7.2

AVERAGE %D = 6.2

Date Analyzed :10/18/07

Lab Standard ID: AR16605 Time Analyzed :0935

COMPOUND/PEAK NO.	RT	RT WINDOW FROM	RT WINDOW TO	CALC AMOUNT (ng)	NOM AMOUNT (ng)	%D
Aroclor-1260-1	9.07	8.97	9.17	261.2	250.0	4.5
Aroclor-1260-2	9.14	9.04	9.24	260.3	250.0	4.1
Aroclor-1260-3	9.67	9.56	9.76	265.1	250.0	6.0
Aroclor-1260-4	10.11	10.00	10.20	269.3	250.0	7.7
Aroclor-1260-5	10.16	10.05	10.25	267.1	250.0	6.8

AVERAGE %D = 5.8

Analytical Resources Inc.
Dual Column PCB Quantitation Report

Data file 1: 20071016.b/1018-1.b/1018B002.d
Data file 2: 20071016.b/1018-2.b/1018B002.d
Method: /chem2/ecd5.i/20071016.b/PCB1.m
Compound Sublist: AR1660
Instrument, Inj. Vol.: ecd5.i, 2ul
Quant Method: Internal Std

ARI ID: AR16605
Client ID:
Injection Date: 18-OCT-2007 09:35
Report Date: 10/19/2007 10:28
Matrix: SOIL
Dilution Factor: 1.000

ZB5 Col			ZB35 Col			ZB5	ZB35		
RT	Shift	Response	RT	Shift	Response	on col	on col	RPD	Compound/Flag
4.529	0.006	8638542	4.609	0.004	5647094	19.7	20.1	2.0	Tetrachloro-m-xylene
11.140	0.004	6209298	11.500	0.004	3292199	21.6	21.4	0.9	Decachlorobiphenyl

* Indicates RPD > 40%
M Indicates Column 1 peak was manually integrated
N Indicates Column 2 peak was manually integrated

SURROGATE PERCENT RECOVERY

SURROGATE	Col1	Col2
Tetrachloro-m-xylene	49.2	50.2
Decachlorobiphenyl	54.0	53.5

INTERNAL STANDARD SUMMARY

Column 1

Standard Cpnd	Standard Area*	Sample Area	%D
Bromo-Nitrobenzene	31569414	33472339	6.0
Hexabromobiphenyl	9983366	9053161	-9.3

Column 2

Standard Cpnd	Standard Area*	Sample Area	%D
Bromo-Nitrobenzene	20324893	21382355	5.2
Hexabromobiphenyl	6610345	6406522	-3.1

* Standard Areas taken from Initial Cal Level 3
Initial Calibration Date: 16-OCT-2007
<- Indicates standard response outside Limits (-50 to +100%)

	ZB5 Col				ZB35 Col				
Aroclor	Peak#	RT	Shift	Area	Amount	Peak#	RT	Shift	Area	Amount
Aroclor-1016	1	5.700	0.004	2494698	236.1	1	5.827	0.003	2484476	235.0
Aroclor-1016	2	5.995	0.005	7742382	242.5	2	6.295	0.002	5273184	236.0
Aroclor-1016	3	6.107	0.005	3322897	237.2	3	6.456	0.003	2094410	234.8
Aroclor-1016	4	6.362	0.005	2001432	233.0	4	6.993	0.003	1626708	232.1
Total Col1Ave (4 peaks):					237.2	Total Col2Ave (4 peaks):				234.5 RPD = 1
Corrected Ave (4 peaks):					237.2	Corrected Ave (4 peaks):				234.5 RPD = 1
Aroclor-1260	1	8.784	0.005	4541839	280.0	1	9.075	0.003	2575621	261.2
Aroclor-1260	2	9.052	0.004	3877289	282.3	2	9.144	0.004	1453417	260.3
Aroclor-1260	3	9.353	0.004	10315504	285.2	3	9.667	0.003	6238199	265.1
Aroclor-1260	4	9.694	0.004	4582701	273.7	4	10.105	0.002	1712498	269.3
Aroclor-1260	5	9.845	0.005	2965274	286.0	5	10.157	0.003	3916096	267.1
Total Col1Ave (5 peaks):					281.4	Total Col2Ave (5 peaks):				264.6 RPD = 6
Corrected Ave (5 peaks):					281.4	Corrected Ave (5 peaks):				264.6 RPD = 6

Total PCB Area Col1 (4.623 - 11.035) = 120544190 Col1 Total PCB = 0.5 ppm*

Total PCB Area Col2 (4.705 - 11.396) = 75091630 Col2 Total PCB = 0.5 ppm*

* Quantitated against AR1660 0.25ppm in Ical

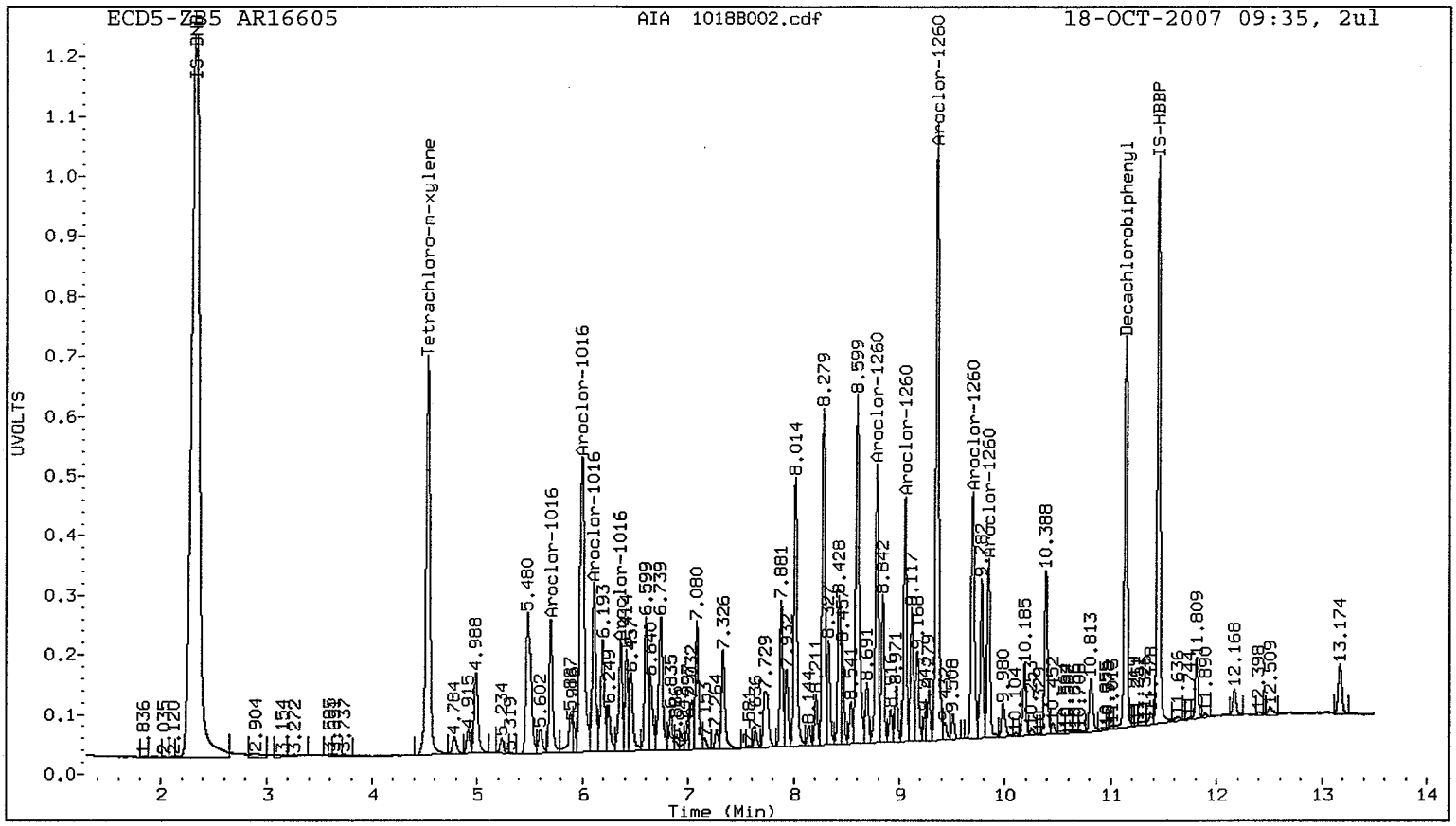
ECD5-ZB5 AR16605
AIA 1018B002.cdf
18-OCT-2007 09:35, 2ul
UVOLTS
Time (Min)
IS-BNB
Tetrachloro-m-xylene
Aroclor-1016
Aroclor-1260
Decachlorobiphenyl
IS-HBBP

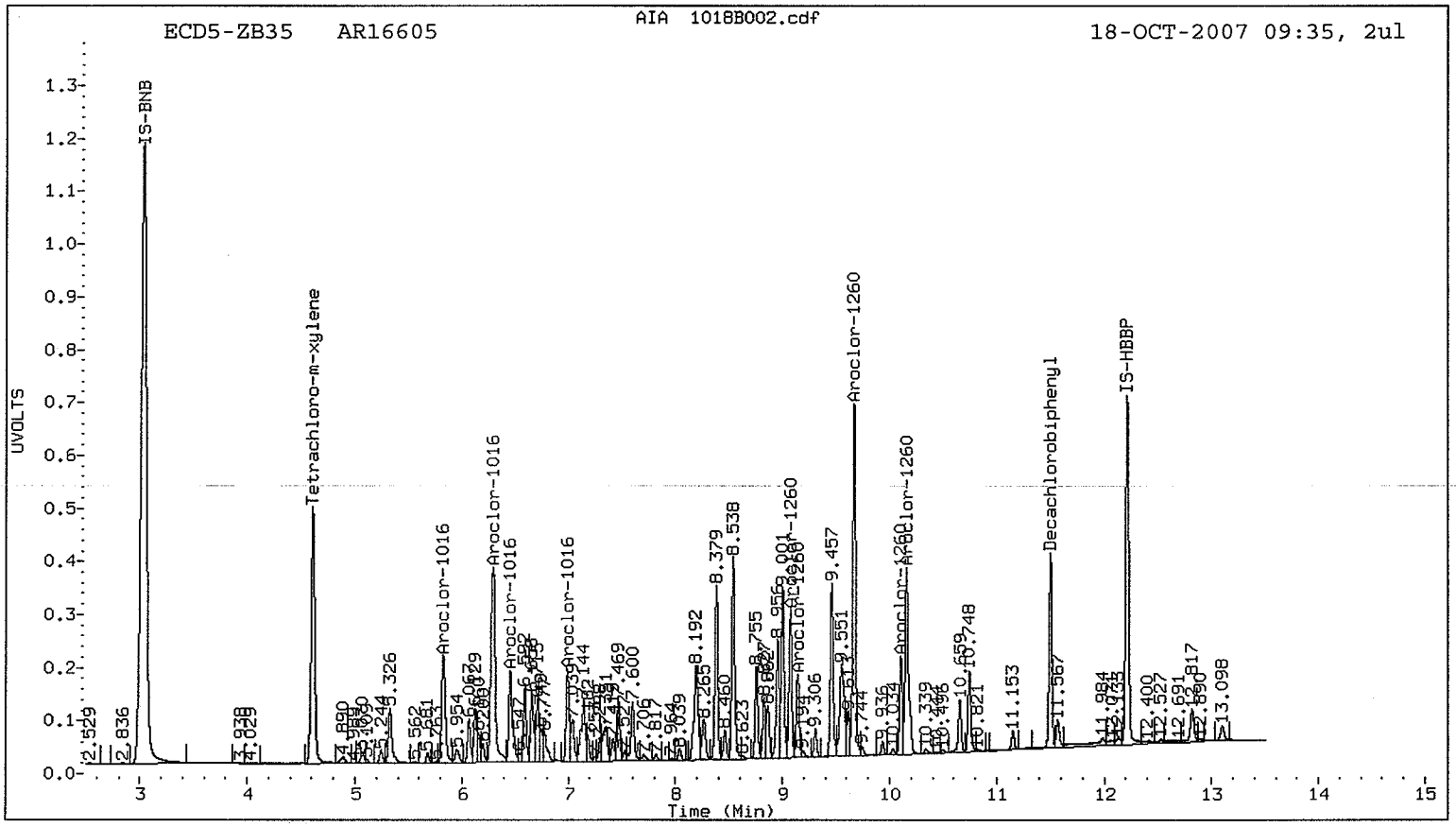
ECD5-ZB35 AR16605
AIA 1018B002.cdf
18-OCT-2007 09:35, 2ul
UVOLTS
Time (Min)
IS-BNB
Tetrachloro-m-xylene
Aroclor-1016
Aroclor-1260
Decachlorobiphenyl
IS-HBBP

7F
PCB CALIBRATION VERIFICATION SUMMARY

Lab Name: ANALYTICAL RESOURCES, INC Client: ANCHOR

ARI Job No.: LR71 Project: KIMBERLY CLARK ANACO

GC Column: ZB5 Intrument: ECD5

Init. Calib. Date: 10/16/07

Date Analyzed :10/18/07

Lab Standard ID: AR12423 Time Analyzed :1719

COMPOUND/PEAK NO.	RT	RT WINDOW FROM	RT WINDOW TO	CALC AMOUNT (ng)	NOM AMOUNT (ng)	%D
Aroclor-1242-1	5.70	5.60	5.80	247.1	250.0	-1.2
Aroclor-1242-2	5.99	5.89	6.09	244.4	250.0	-2.2
Aroclor-1242-3	6.11	6.00	6.20	244.1	250.0	-2.3
Aroclor-1242-4	6.74	6.64	6.84	236.4	250.0	-5.4

AVERAGE %D = 2.8

FORM VII PCB

7F
PCB CALIBRATION VERIFICATION SUMMARY

Lab Name: ANALYTICAL RESOURCES, INC Client: ANCHOR

ARI Job No.: LR71 Project: KIMBERLY CLARK ANACO

GC Column: ZB35 Intrument: ECD5

Init. Calib. Date: 10/16/07

Date Analyzed :10/18/07

Lab Standard ID: AR12423 Time Analyzed :1719

COMPOUND/PEAK NO.	RT	RT WINDOW FROM	RT WINDOW TO	CALC AMOUNT (ng)	NOM AMOUNT (ng)	%D
Aroclor-1242-1	5.32	5.22	5.42	247.8	250.0	-0.9
Aroclor-1242-2	5.83	5.72	5.92	247.7	250.0	-0.9
Aroclor-1242-3	6.29	6.19	6.39	247.2	250.0	-1.1
Aroclor-1242-4	6.46	6.35	6.55	244.8	250.0	-2.1
Aroclor-1242-5	7.35	7.25	7.45	236.8	250.0	-5.3

AVERAGE %D = 2.1

FORM VII PCB

Analytical Resources Inc.
Dual Column PCB Quantitation Report

Data file 1: 20071016.b/1018-1.b/1018B029.d
Data file 2: 20071016.b/1018-2.b/1018B029.d
Method: /chem2/ecd5.i/20071016.b/PCB1.m
Compound Sublist: AR1242
Instrument, Inj. Vol.: ecd5.i, 2ul
Quant Method: Internal Std

ARI ID: AR12423
Client ID:
Injection Date: 18-OCT-2007 17:19
Report Date: 10/19/2007 10:28
Matrix: SOIL
Dilution Factor: 1.000

ZB5 Col			ZB35 Col			ZB5	ZB35		
RT	Shift	Response	RT	Shift	Response	on col	on col	RPD	Compound/Flag
4.525	0.002	8509902	4.608	0.003	5577680	18.6	19.0	2.3	Tetrachloro-m-xylene
11.137	0.002	5158544	11.497	0.000	2665110	21.0	20.2	4.0	Decachlorobiphenyl

* Indicates RPD > 40%
M Indicates Column 1 peak was manually integrated
N Indicates Column 2 peak was manually integrated

SURROGATE PERCENT RECOVERY

SURROGATE	Col1	Col2
Tetrachloro-m-xylene	46.5	47.5
Decachlorobiphenyl	52.4	50.4

INTERNAL STANDARD SUMMARY

Column 1

Standard Cpnd	Standard Area*	Sample Area	%D
Bromo-Nitrobenzene	31569414	34952186	10.7
Hexabromobiphenyl	9983366	7745613	-22.4

Column 2

Standard Cpnd	Standard Area*	Sample Area	%D
Bromo-Nitrobenzene	20324893	22319519	9.8
Hexabromobiphenyl	6610345	5506781	-16.7

* Standard Areas taken from Initial Cal Level 3
Initial Calibration Date: 16-OCT-2007
<- Indicates standard response outside Limits (-50 to +100%)

Aroclor	ZB5 Col Peak#	RT	Shift	Area	Amount	ZB35 Col Peak#	RT	Shift	Area	Amount
Aroclor-1242	1	5.697	0.001	2197414	247.1	1	5.324	0.001	1114362	247.8
Aroclor-1242	2	5.995	0.003	6521233	244.4	2	5.825	0.001	2179474	247.7
Aroclor-1242	3	6.106	0.002	2883333	244.1	3	6.293	0.001	4533957	247.2
Aroclor-1242	4	6.738	0.003	2672273	236.4	4	6.455	0.002	1794398	244.8
Aroclor-1242	NS	---			----	5	7.350	0.001	1662802	236.8

Total Col1Ave (4 peaks): 243.0 Total Col2Ave (5 peaks): 244.9 RPD = 1

Corrected Ave (4 peaks): 243.0 Corrected Ave (5 peaks): 244.9 RPD = 1

Total PCB Area Col1 (4.623 - 11.035) = 49906325 Col1 Total PCB = 0.2 ppm*

Total PCB Area Col2 (4.705 - 11.396) = 32713313 Col2 Total PCB = 0.2 ppm*

* Quantitated against AR1660 0.25ppm in Ical

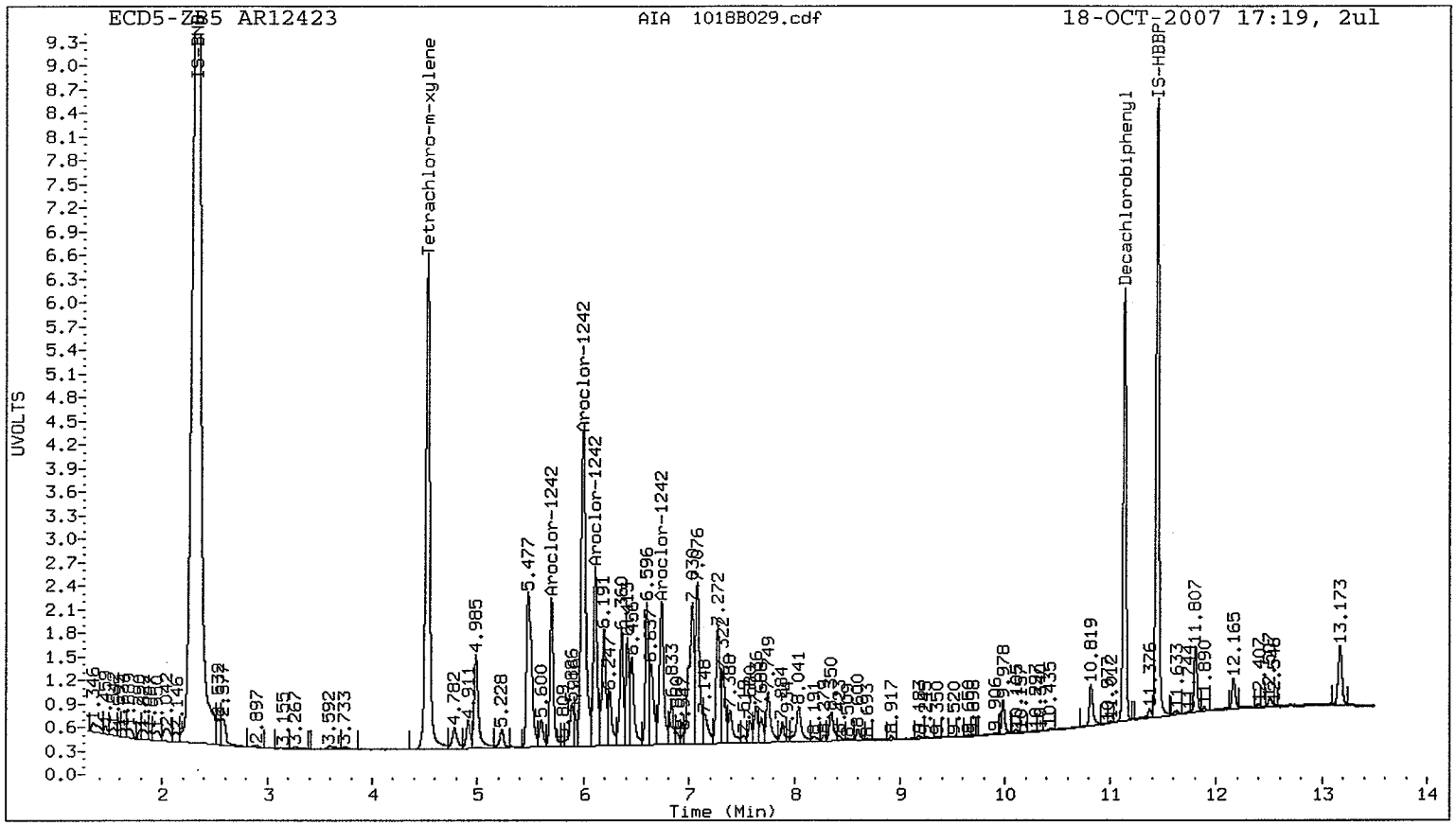
ECD5-ZB5 AR12423
AIA 1018B029.cdf
18-OCT-2007 17:19, 2ul
UVOLTS
Time (Min)
IS-BNB
Tetrachloro-m-xylene
Aroclor-1242
Decachlorobiphenyl
IS-HBBP

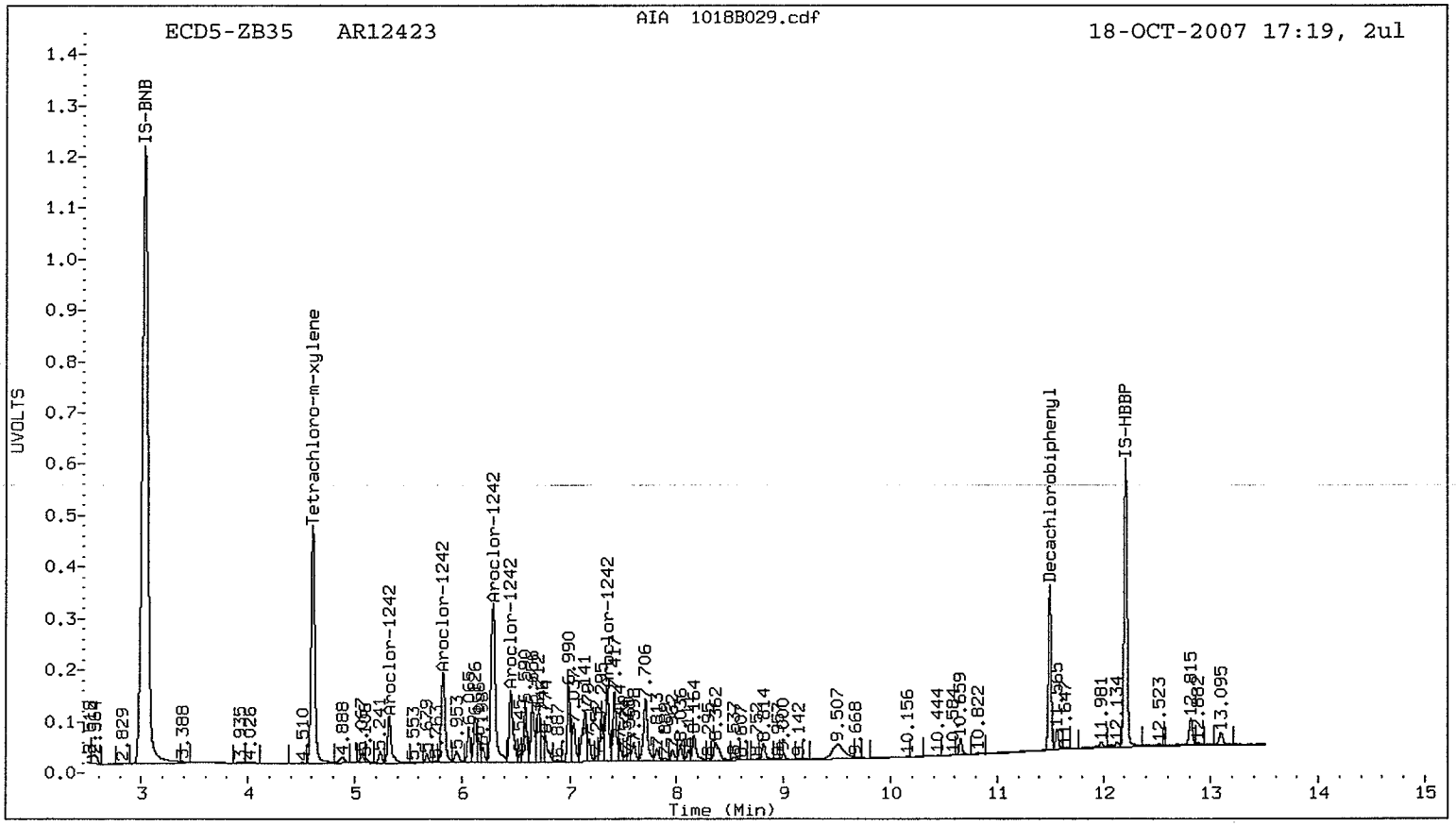
ECD5-ZB35 AR12423
AIA 1018B029.cdf
18-OCT-2007 17:19, 2ul
UVOLTS
Time (Min)
IS-BNB
Tetrachloro-m-xylene
Aroclor-1242
Decachlorobiphenyl
IS-HBBP

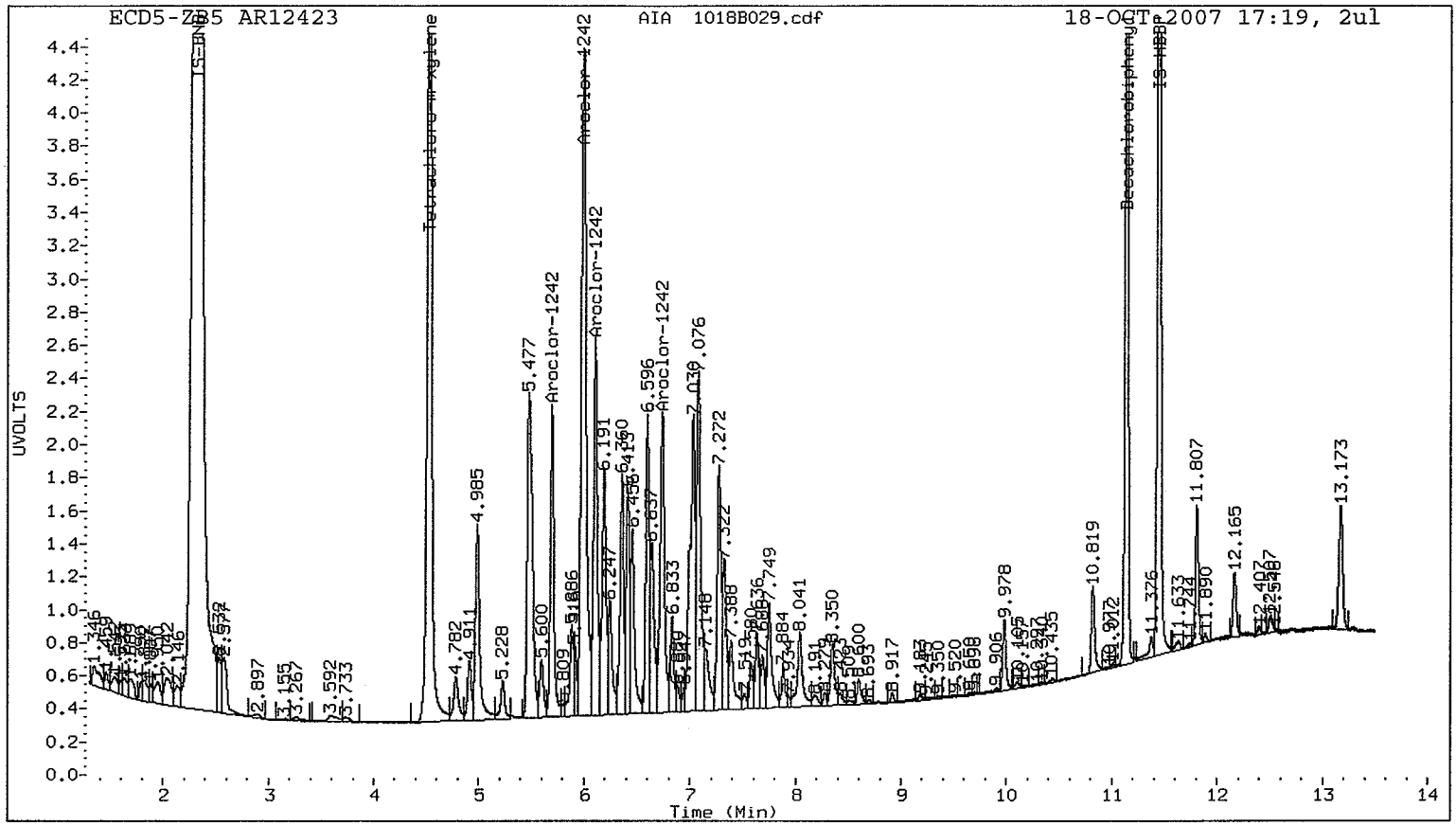
ECD5-ZB5 AR12423
AIA 1018B029.cdf
18-OCT-2007 17:19, 2ul
UVOLTS
Time (Min)
IS-BNB
Tetrachloro-m-xylene
Aroclor-1242
Decachlorobiphenyl
IS-HBBP

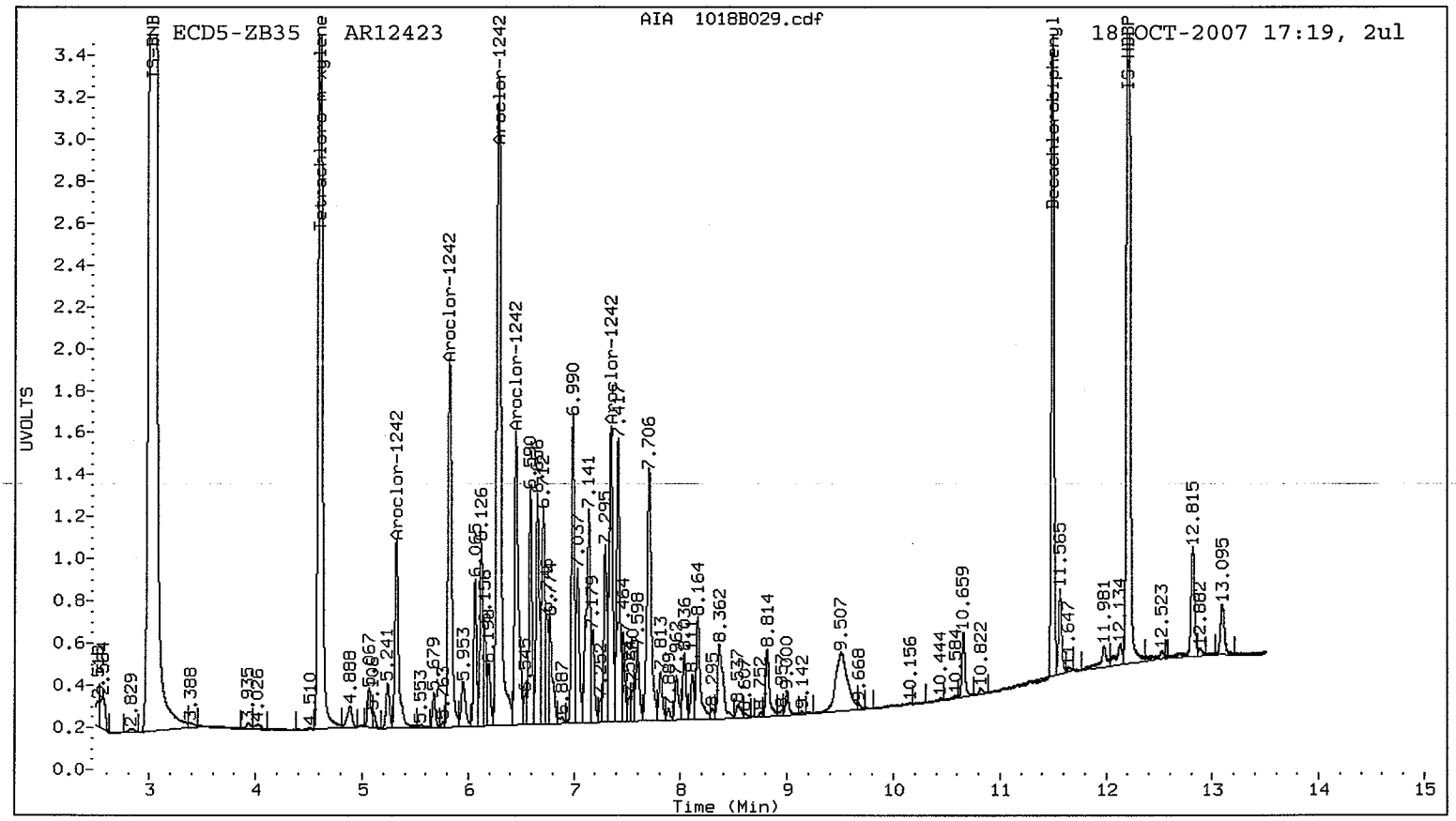
ECD5-ZB35 AR12423
AIA 1018B029.cdf
18-OCT-2007 17:19, 2ul
UVOLTS
Time (Min)
IS-BNB
Tetrachloro-m-xylene
Aroclor-1242
Decachlorobiphenyl
IS-HBBP

7F

PCB CALIBRATION VERIFICATION SUMMARY

Lab Name: ANALYTICAL RESOURCES, INC Client: ANCHOR

ARI Job No.: LR71 Project: KIMBERLY CLARK ANACO

GC Column: ZB5 Intrument: ECD5

Init. Calib. Date: 10/16/07

Date Analyzed :10/18/07

Lab Standard ID: AR16606 Time Analyzed :1736

COMPOUND/PEAK NO.	RT	RT WINDOW FROM	RT WINDOW TO	CALC AMOUNT (ng)	NOM AMOUNT (ng)	%D	
Aroclor-1016-1	5.70	5.60	5.80	242.6	250.0	-2.9	
Aroclor-1016-2	5.99	5.89	6.09	244.8	250.0	-2.1	
Aroclor-1016-3	6.11	6.00	6.20	242.9	250.0	-2.8	
Aroclor-1016-4	6.36	6.26	6.46	237.6	250.0	-5.0	

AVERAGE %D = 3.2

Date Analyzed :10/18/07

Lab Standard ID: AR16606 Time Analyzed :1736

COMPOUND/PEAK NO.	RT	RT WINDOW FROM	RT WINDOW TO	CALC AMOUNT (ng)	NOM AMOUNT (ng)	%D	
Aroclor-1260-1	8.78	8.68	8.88	314.6	250.0	25.8	<-
Aroclor-1260-2	9.05	8.95	9.15	311.8	250.0	24.7	
Aroclor-1260-3	9.35	9.25	9.45	316.2	250.0	26.5	<-
Aroclor-1260-4	9.69	9.59	9.79	298.6	250.0	19.4	
Aroclor-1260-5	9.84	9.74	9.94	313.9	250.0	25.6	<-

AVERAGE %D = 24.4

7F

PCB CALIBRATION VERIFICATION SUMMARY

Lab Name: ANALYTICAL RESOURCES, INC Client: ANCHOR

ARI Job No.: LR71 Project: KIMBERLY CLARK ANACO

GC Column: ZB35 Intrument: ECD5

Init. Calib. Date: 10/16/07

Date Analyzed :10/18/07

Lab Standard ID: AR16606 Time Analyzed :1736

COMPOUND/PEAK NO.	RT	RT WINDOW FROM	RT WINDOW TO	CALC AMOUNT (ng)	NOM AMOUNT (ng)	%D
Aroclor-1016-1	5.82	5.72	5.92	236.3	250.0	-5.5
Aroclor-1016-2	6.29	6.19	6.39	237.5	250.0	-5.0
Aroclor-1016-3	6.45	6.35	6.55	235.9	250.0	-5.6
Aroclor-1016-4	6.99	6.89	7.09	229.7	250.0	-8.1

AVERAGE %D = 6.1

Date Analyzed :10/18/07

Lab Standard ID: AR16606 Time Analyzed :1736

COMPOUND/PEAK NO.	RT	RT WINDOW FROM	RT WINDOW TO	CALC AMOUNT (ng)	NOM AMOUNT (ng)	%D
Aroclor-1260-1	9.07	8.97	9.17	300.7	250.0	20.3
Aroclor-1260-2	9.14	9.04	9.24	295.9	250.0	18.4
Aroclor-1260-3	9.66	9.56	9.76	292.3	250.0	16.9
Aroclor-1260-4	10.10	10.00	10.20	292.1	250.0	16.8
Aroclor-1260-5	10.15	10.05	10.25	294.9	250.0	18.0

AVERAGE %D = 18.1

Analytical Resources Inc.
Dual Column PCB Quantitation Report

Data file 1: 20071016.b/1018-1.b/1018B030.d
Data file 2: 20071016.b/1018-2.b/1018B030.d
Method: /chem2/ecd5.i/20071016.b/PCB1.m
Compound Sublist: AR1660
Instrument, Inj. Vol.: ecd5.i, 2ul
Quant Method: Internal Std

ARI ID: AR16606
Client ID:
Injection Date: 18-OCT-2007 17:36
Report Date: 10/19/2007 10:28
Matrix: SOIL
Dilution Factor: 1.000

ZB5 Col RT	ZB5 Col Shift	ZB5 Col Response	ZB35 Col RT	ZB35 Col Shift	ZB35 Col Response	ZB5 on col	ZB35 on col	RPD	Compound/Flag
4.523	0.000	8886695	4.605	0.000	5958273	19.7	20.1	2.1	Tetrachloro-m-xylene
11.136	0.001	5514455	11.496	-0.001	2927280	22.3	22.2	0.5	Decachlorobiphenyl

* Indicates RPD > 40%
M Indicates Column 1 peak was manually integrated
N Indicates Column 2 peak was manually integrated

SURROGATE PERCENT RECOVERY

SURROGATE	Col1	Col2
Tetrachloro-m-xylene	49.3	50.3
Decachlorobiphenyl	55.7	55.4

INTERNAL STANDARD SUMMARY

Column 1

Standard Cpnd	Standard Area*	Sample Area	%D
Bromo-Nitrobenzene	31569414	34420131	9.0
Hexabromobiphenyl	9983366	7800988	-21.9

Column 2

Standard Cpnd	Standard Area*	Sample Area	%D
Bromo-Nitrobenzene	20324893	22516899	10.8
Hexabromobiphenyl	6610345	5502565	-16.8

* Standard Areas taken from Initial Cal Level 3
Initial Calibration Date: 16-OCT-2007
<- Indicates standard response outside Limits (-50 to +100%)

		ZB5 Col				ZB35 Col			
Aroclor	Peak#	RT	Shift	Area	Amount	Peak#	RT	Shift	Area	Amount
Aroclor-1016	1	5.696	0.001	2636076	242.6	1	5.824	-0.001	2630818	236.3
Aroclor-1016	2	5.994	0.003	8038629	244.8	2	6.293	0.000	5588643	237.5
Aroclor-1016	3	6.105	0.002	3499419	242.9	3	6.453	0.000	2216491	235.9
Aroclor-1016	4	6.358	0.001	2099156	237.6	4	6.990	0.000	1695288	229.7
Total Col1Ave (4 peaks):					242.0	Total Col2Ave (4 peaks):				234.9 RPD = 3
Corrected Ave (4 peaks):					242.0	Corrected Ave (4 peaks):				234.9 RPD = 3
Aroclor-1260	1	8.781	0.002	4398243	314.6	1	9.072	0.000	2546767	300.7
Aroclor-1260	2	9.050	0.002	3690674	311.8	2	9.141	0.001	1419078	295.9
Aroclor-1260	3	9.351	0.002	9854170	316.2	3	9.664	0.000	5909274	292.3
Aroclor-1260	4	9.691	0.001	4308050	298.6	4	10.102	-0.001	1595890	292.1
Aroclor-1260	5	9.841	0.001	2804634	313.9	5	10.154	0.000	3714176	294.9
Total Col1Ave (5 peaks):					311.0	Total Col2Ave (5 peaks):				295.2 RPD = 5
Corrected Ave (5 peaks):					311.0	Corrected Ave (5 peaks):				295.2 RPD = 5

Total PCB Area Col1 (4.623 - 11.035) = 119630494 Col1 Total PCB = 0.5 ppm*

Total PCB Area Col2 (4.705 - 11.396) = 75516313 Col2 Total PCB = 0.5 ppm*

* Quantitated against AR1660 0.25ppm in Ical

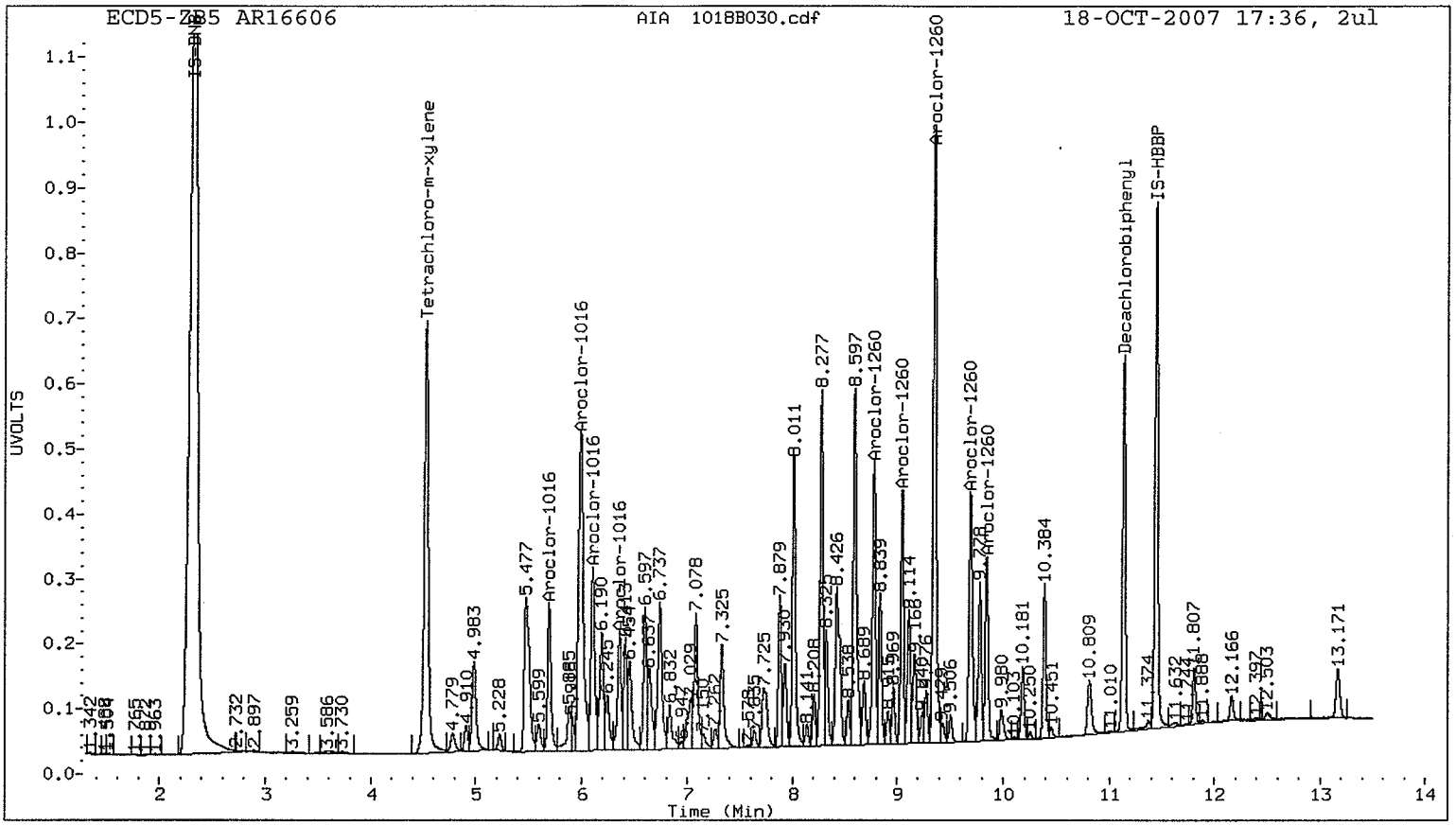
ECD5-ZB5 AR16606
AIA 1018B030.cdf
18-OCT-2007 17:36, 2ul
UVOLTS
Time (Min)
IS-BNB
Tetrachloro-m-xylene
Aroclor-1016
Aroclor-1260
Decachlorobiphenyl
IS-HBBP

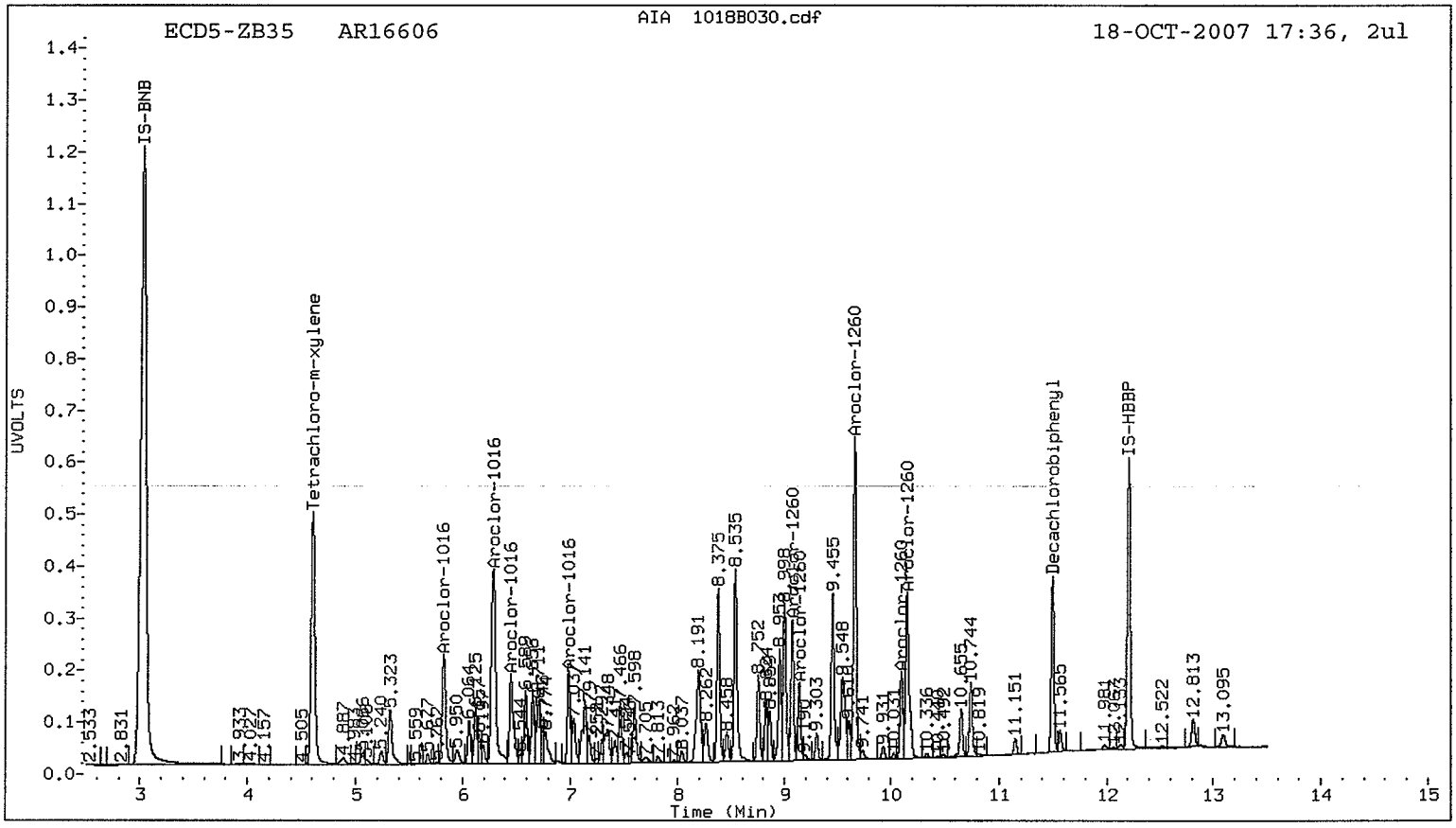
ECD5-ZB35 AR16606
AIA 1018B030.cdf
18-OCT-2007 17:36, 2ul
UVOLTS
Time (Min)
IS-BNB
Tetrachloro-m-xylene
Aroclor-1016
Aroclor-1260
Decachlorobiphenyl
IS-HBBP

PCB Analysis
Raw QC Data

prepared
for

ANCHOR ENVIRONMENTAL

Project : KIMBERLY CLARK ANACORTES

ARI JOB NO. LR71

prepared
by

Analytical Resources, Inc.

ANALYTICAL RESOURCES INCORPORATED

ORGANICS ANALYSIS DATA SHEET
PSDDA PCB by GC/ECD
Page 1 of 1

Sample ID: MB-101107
METHOD BLANK

Lab Sample ID: MB-101107
LIMS ID: 07-20768
Matrix: Sediment
Data Release Authorized:
Reported: 10/19/07

QC Report No: LR71-Anchor Environmental, LLC
Project: Kimberly Clark Anacortes

Date Sampled: NA
Date Received: NA

Date Extracted: 10/11/07
Date Analyzed: 10/17/07 09:13
Instrument/Analyst: ECD5/PK
GPC Cleanup: No
Sulfur Cleanup: Yes
Acid Cleanup: Yes
Florisil Cleanup: No

Sample Amount: 25.0 g
Final Extract Volume: 1.0 mL
Dilution Factor: 1.00
Silica Gel: No

Percent Moisture: NA

CAS Number	Analyte	RL	Result
12674-11-2	Aroclor 1016	4.0	< 4.0 U
53469-21-9	Aroclor 1242	4.0	< 4.0 U
12672-29-6	Aroclor 1248	4.0	< 4.0 U
11097-69-1	Aroclor 1254	4.0	< 4.0 U
11096-82-5	Aroclor 1260	4.0	< 4.0 U
11104-28-2	Aroclor 1221	4.0	< 4.0 U
11141-16-5	Aroclor 1232	4.0	< 4.0 U

Reported in µg/kg (ppb)

PCB Surrogate Recovery

Decachlorobiphenyl	95.8%
Tetrachlorometaxylene	81.5%

Analytical Resources Inc.
Dual Column PCB Quantitation Report

Data file 1: 20071016.b/1017-1.b/1017B003.d
Data file 2: 20071016.b/1017-2.b/1017B003.d
Method: /chem2/ecd5.i/20071016.b/PCB1.m
Compound Sublist: PCB
Instrument, Inj. Vol.: ecd5.i, 2ul
Quant Method: Internal Std

ARI ID: LR71MBS1
Client ID: LR71MBS1
Injection Date: 17-OCT-2007 09:13
Report Date: 10/17/2007 13:48
Matrix: SOIL
Dilution Factor: 1.000

ZB5 Col			ZB35 Col			ZB5	ZB35		
RT	Shift	Response	RT	Shift	Response	on col	on col	RPD	Compound/Flag
4.526	0.003	12564873	4.608	0.003	7993361	32.6	29.6	9.5	Tetrachloro-m-xylene
11.138	0.003	11464716	11.499	0.003	6218471	36.0	38.3	6.4	Decachlorobiphenyl

* Indicates RPD > 40%
M Indicates Column 1 peak was manually integrated
N Indicates Column 2 peak was manually integrated

SURROGATE PERCENT RECOVERY

SURROGATE	Col1	Col2
Tetrachloro-m-xylene	81.4	74.1
Decachlorobiphenyl	89.9	95.8

INTERNAL STANDARD SUMMARY

Column 1

Standard Cpnd	Standard Area*	Sample Area	%D
Bromo-Nitrobenzene	31569414	29444181	-6.7
Hexabromobiphenyl	9983366	10041602	0.6

Column 2

Standard Cpnd	Standard Area*	Sample Area	%D
Bromo-Nitrobenzene	20324893	20520625	1.0
Hexabromobiphenyl	6610345	6754471	2.2

* Standard Areas taken from Initial Cal Level 3
Initial Calibration Date: 16-OCT-2007
<- Indicates standard response outside Limits (-50 to +100%)

Aroclor	Peak#	ZB5 Col RT	Shift	Area	Amount	Peak#	ZB35 Col RT	Shift	Area	Amount
Aroclor-1016	1	5.698	0.003	73629	7.9	1	5.785	-0.040	66942	6.6
Aroclor-1016	2	6.035	0.044	62564	2.2	2	6.336	0.043	126195	5.9
Aroclor-1016	3	6.146	0.043	179979	14.6	3	6.447	-0.007	61493	7.2
Aroclor-1016	4	6.350	-0.007	114936	15.2	4	6.988	-0.002	14689	2.2
Total Col1Ave (4 peaks):					10.0	Total Col2Ave (4 peaks):				5.5 RPD = 59*
Corrected Ave (4 peaks):					10.0	Corrected Ave (4 peaks):				5.5 RPD = 59*
Aroclor-1221	1	---			0.0	1	5.111	0.045	96217	28.8
Aroclor-1221	2	---			0.0	2	5.296	0.056	128628	66.8
Aroclor-1221	3	---			0.0	3	---			0.0
Aroclor-1221	NS	---			----	4	5.785	-0.052	66942	28.2
Col1Ave: <3 Quant Peaks						Col2Ave: 41.3				
Aroclor-1232	1	4.918	-0.066	464779	60.6	1	5.296	-0.027	128628	25.8
Aroclor-1232	2	5.698	0.003	73629	17.6	2	5.785	-0.041	66942	13.4
Aroclor-1232	3	6.035	0.044	62564	5.0	3	6.336	0.043	126195	13.3
Aroclor-1232	4	6.146	0.042	179979	31.9	4	6.598	0.008	52844	22.3
Total Col1Ave (4 peaks):					28.8	Total Col2Ave (4 peaks):				18.7 RPD = 42*
Corrected Ave (3 peaks):					18.2	Corrected Ave (4 peaks):				18.7 RPD = 3
Aroclor-1242	1	5.698	0.003	73629	9.8	1	5.296	-0.027	128628	31.1
Aroclor-1242	2	6.035	0.043	62564	2.8	2	5.785	-0.039	66942	8.3
Aroclor-1242	3	6.146	0.042	179979	18.1	3	6.336	0.043	126195	7.5
Aroclor-1242	4	6.760	0.025	92955	9.8	4	6.447	-0.007	61493	9.1
Aroclor-1242	NS	---			----	5	7.353	0.004	19028	2.9
Total Col1Ave (4 peaks):					10.1	Total Col2Ave (5 peaks):				11.8 RPD = 15
Corrected Ave (3 peaks):					7.5	Corrected Ave (4 peaks):				7.0 RPD = 7
Aroclor-1248	1	6.035	0.043	62564	3.8	1	6.336	0.045	126195	10.0
Aroclor-1248	2	6.146	0.041	179979	28.8	2	6.598	-0.058	52844	7.5
Aroclor-1248	3	6.350	-0.008	114936	11.8	3	6.988	-0.002	14689	1.8
Aroclor-1248	4	6.760	0.024	92955	6.5	4	7.353	0.004	19028	1.7
Aroclor-1248	5	7.125	0.051	140345	7.4	NS	---			----
Total Col1Ave (5 peaks):					11.7	Total Col2Ave (4 peaks):				5.2 RPD = 76*
Corrected Ave (4 peaks):					7.4	Corrected Ave (3 peaks):				3.7 RPD = 67*
Aroclor-1254	1	7.322	-0.001	379136	18.1	1	7.608	0.011	13114	1.1
Aroclor-1254	2	7.636	0.004	64181	5.0	2	8.086	0.050	22332	2.5
Aroclor-1254	3	7.696	-0.048	50795	2.0	3	8.142	-0.020	41626	2.2
Aroclor-1254	4	8.002	-0.030	115942	4.2	4	8.368	0.004	54125	2.8
Aroclor-1254	5	8.335	-0.001	112035	6.9	5	8.812	-0.005	14266	1.3
Total Col1Ave (5 peaks):					7.2	Total Col2Ave (5 peaks):				2.0 RPD = 114*
Corrected Ave (4 peaks):					4.5	Corrected Ave (5 peaks):				2.0 RPD = 78*
Aroclor-1260	1	8.781	0.001	83499	4.6	1	9.022	-0.050	436543	42.0
Aroclor-1260	2	8.999	-0.050	53435	3.5	2	9.150	0.010	11741	2.0
Aroclor-1260	3	9.406	0.057	888609	22.1	3	---			0.0
Aroclor-1260	4	9.650	-0.040	22796	1.2	4	10.077	-0.026	393697	58.7
Aroclor-1260	5	9.906	0.066	28012	2.4	5	---			0.0
Total Col1Ave (5 peaks):					6.8	Total Col2Ave (3 peaks):				34.2 RPD = 134*
Corrected Ave (4 peaks):					3.0	Corrected Ave: < 3 Peaks				
Aroclor-1262	1	9.099	0.049	46310	2.3	1	9.022	-0.052	436543	25.7
Aroclor-1262	2	9.406	0.055	888609	17.2	2	---			0.0
Aroclor-1262	3	9.650	-0.040	22796	1.4	3	10.077	-0.025	393697	29.7
Aroclor-1262	4	9.906	0.065	28012	1.2	4	---			0.0
Aroclor-1262	5	10.394	0.008	205296	12.0	5	10.824	0.079	68816	6.9
Total Col1Ave (5 peaks):					6.8	Total Col2Ave (3 peaks):				20.8 RPD = 101*
Corrected Ave (3 peaks):					1.6	Corrected Ave (3 peaks):				20.8 RPD = 171*
Aroclor-1268	1	9.771	-0.007	11567	0.2	1	10.077	-0.024	393697	12.6
Aroclor-1268	2	---			0.0	2	---			0.0
Aroclor-1268	3	10.106	-0.055	89215	1.9	3	10.444	-0.049	19735	0.8
Aroclor-1268	4	10.818	0.019	859811	7.0	4	11.167	0.016	11162	0.2

Total Col1Ave (3 peaks): 3.1 Total Col2Ave (3 peaks): 4.5 RPD = 39
Corrected Ave: < 3 Peaks Corrected Ave: < 3 Peaks

Total PCB Area Col1 (4.623 - 11.035) = 8855491 Col1 Total PCB = 0.0 ppm*

Total PCB Area Col2 (4.705 - 11.396) = 5333417 Col2 Total PCB = 0.0 ppm*

* Quantitated against AR1660 0.25ppm in Ical

PCB-Form 10 Mod.

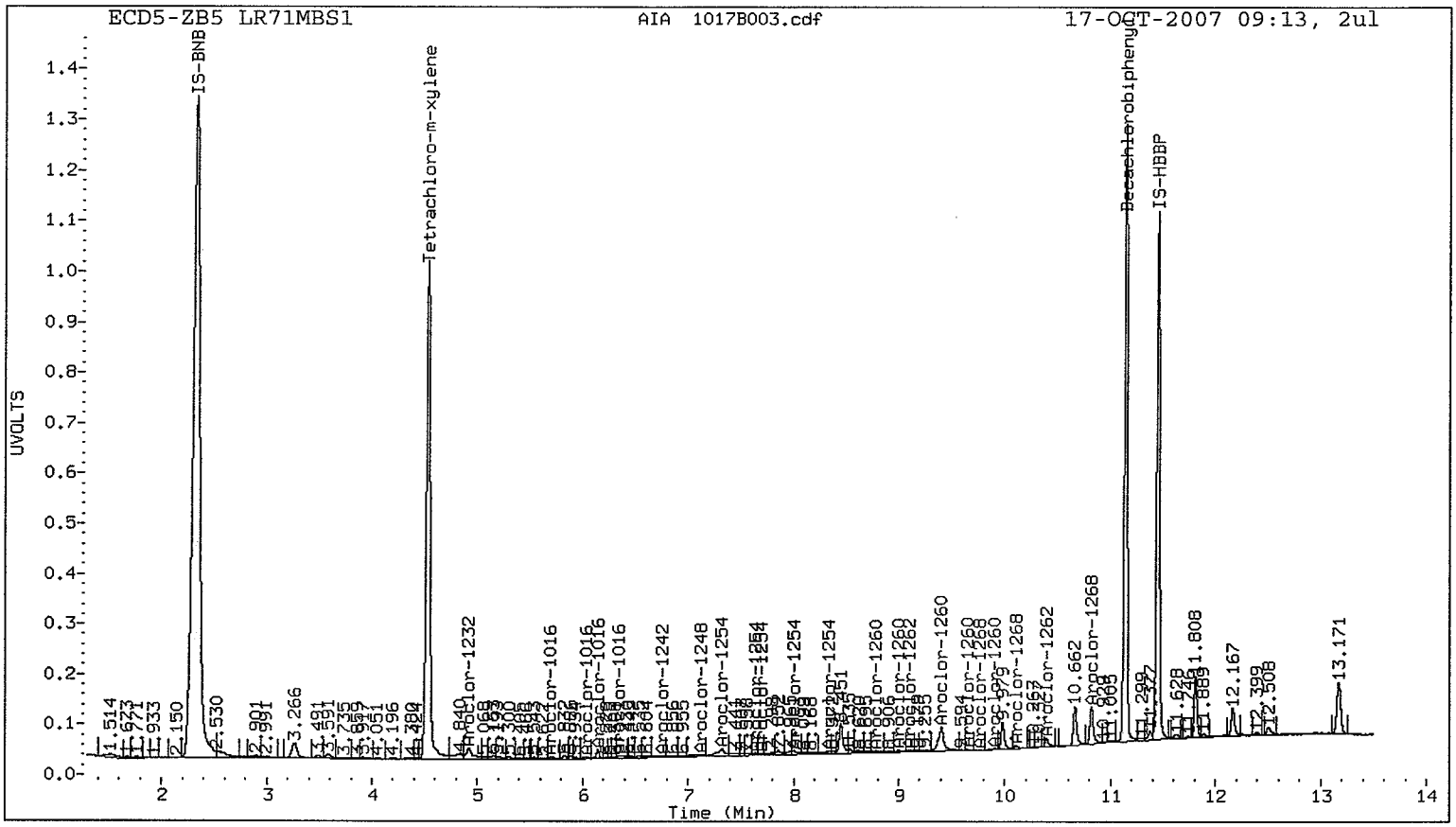
ECD5-ZB5 LR71MBS1
AIA 1017B003.cdf
17-OCT-2007 09:13, 2ul
IS-BNB
Tetrachloro-m-xylene
Decachlorobiphenyl
IS-HBBP
UVOLTS
Time (Min)

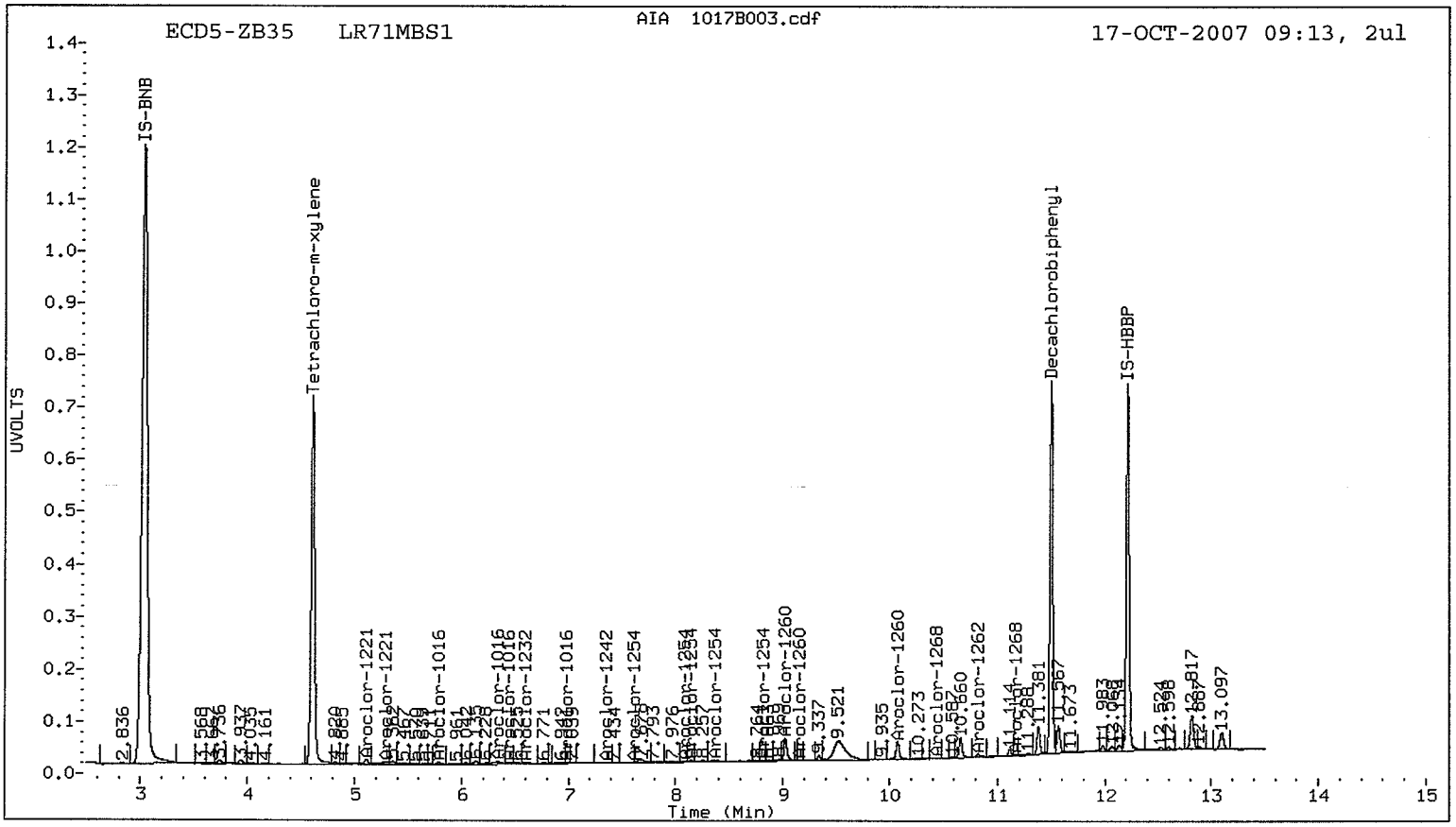
ECD5-ZB35 LR71MBS1
AIA 1017B003.cdf
17-OCT-2007 09:13, 2ul
IS-BNB
Tetrachloro-m-xylene
Decachlorobiphenyl
IS-HBBP
UVOLTS
Time (Min)

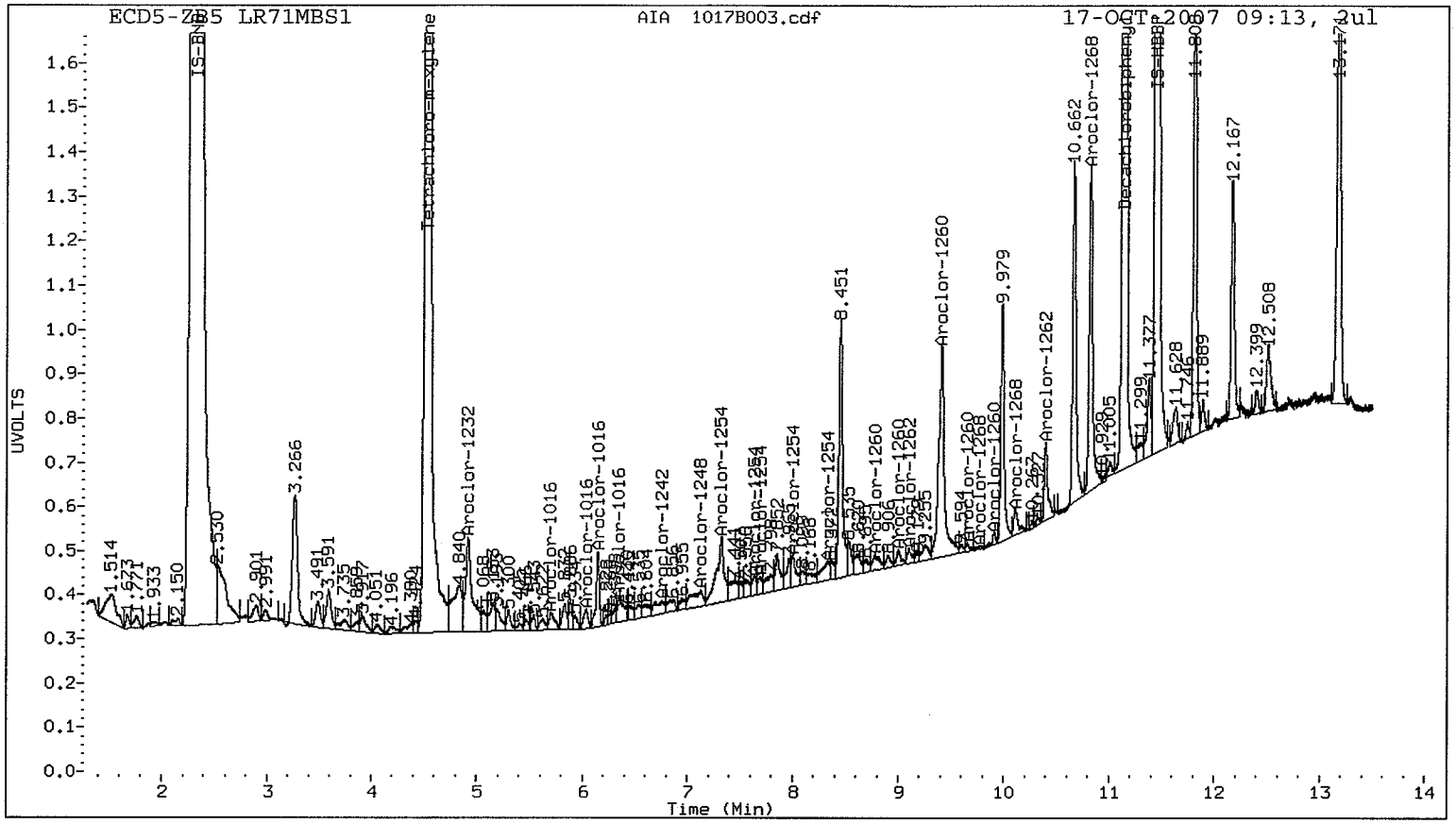
ECD5-ZB35 LR71MBS1
AIA 1017B003.cdf
17-OCT-2007 09:13, 2ul
UVOLTS
Time (Min)
IS-DNB
Tetrachloro-m-xylene
Aroclor-1232
Aroclor-1016
Aroclor-1254
Aroclor-1248
Aroclor-1242
Aroclor-1260
Aroclor-1262
Aroclor-1268
Decachlorobiphenyl
IS-HBBP

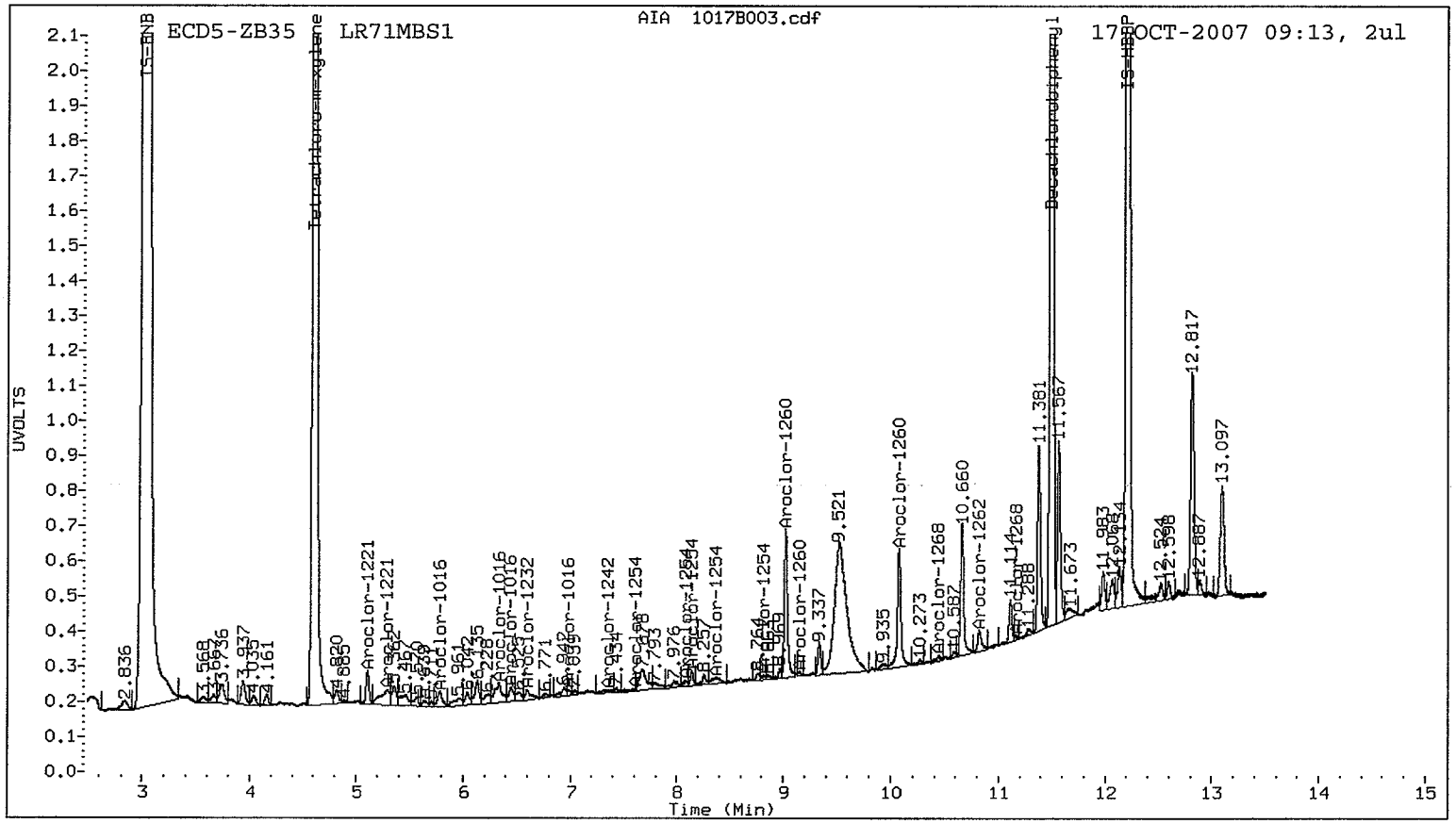
ECD5-ZB35 LR71MBS1
AIA 1017B003.cdf
17-OCT-2007 09:13, 2ul
UVOLTS
Time (Min)
IS-DNB
Tetrachloro-m-xylene
Aroclor-1221
Aroclor-1016
Aroclor-1232
Aroclor-1242
Aroclor-1254
Aroclor-1260
Aroclor-1262
Aroclor-1268
Decachlorobiphenyl
IS-HBBP

Analytical Resources Inc.
Dual Column PCB Quantitation Report

Data file 1: 20071016.b/1017-1.b/1017B004.d
Data file 2: 20071016.b/1017-2.b/1017B004.d
Method: /chem2/ecd5.i/20071016.b/PCB1.m
Compound Sublist: PCB
Instrument, Inj. Vol.: ecd5.i, 2ul
Quant Method: Internal Std

ARI ID: LR71LCSS1
Client ID: LR71LCSS1
Injection Date: 17-OCT-2007 09:30
Report Date: 10/17/2007 13:48
Matrix: SOIL
Dilution Factor: 1.000

ZB5 Col RT	ZB5 Col Shift	ZB5 Col Response	ZB35 Col RT	ZB35 Col Shift	ZB35 Col Response	ZB5 on col	ZB35 on col	RPD	Compound/Flag
4.524	0.001	13122610	4.607	0.001	8537480	33.0	31.4	5.0	Tetrachloro-m-xylene
11.136	0.000	11475205	11.497	0.001	6221052	35.6	38.4	7.4	Decachlorobiphenyl

* Indicates RPD > 40%
M Indicates Column 1 peak was manually integrated
N Indicates Column 2 peak was manually integrated

SURROGATE PERCENT RECOVERY

SURROGATE	Col1	Col2
Tetrachloro-m-xylene	82.5	78.5
Decachlorobiphenyl	89.1	95.9

INTERNAL STANDARD SUMMARY

Column 1

Standard Cpnd	Standard Area*	Sample Area	%D
Bromo-Nitrobenzene	31569414	30348589	-3.9
Hexabromobiphenyl	9983366	10141332	1.6

Column 2

Standard Cpnd	Standard Area*	Sample Area	%D
Bromo-Nitrobenzene	20324893	20690521	1.8
Hexabromobiphenyl	6610345	6753305	2.2

* Standard Areas taken from Initial Cal Level 3
Initial Calibration Date: 16-OCT-2007
<- Indicates standard response outside Limits (-50 to +100%)

	ZB5 Col				ZB35 Col				
Aroclor	Peak#	RT	Shift	Area	Amount	Peak#	RT	Shift	Area	Amount
Aroclor-1016	1	5.697	0.001	3410024	356.0	1	5.826	0.001	3420922	334.4
Aroclor-1016	2	5.992	0.002	10358828	357.8	2	6.293	0.000	7299589	337.6
Aroclor-1016	3	6.105	0.002	4457884	350.9	3	6.454	0.001	2858411	331.1
Aroclor-1016	4	6.358	0.002	2756358	353.9	4	6.992	0.002	2287594	337.3
Total Col1Ave (4 peaks):					354.6	Total Col2Ave (4 peaks):				335.1 RPD = 6
Corrected Ave (4 peaks):					354.6	Corrected Ave (4 peaks):				335.1 RPD = 6
Aroclor-1221	1	4.781	-0.002	758104	181.2	1	5.067	0.001	317402	94.3
Aroclor-1221	2	4.911	0.002	763325	273.9	2	5.242	0.002	409492	211.1
Aroclor-1221	3	4.984	-0.002	2587778	274.9	3	5.324	0.001	1766612	298.6
Aroclor-1221	NS	---			----	4	5.826	-0.011	3420922	1430.3
Total Col1Ave (3 peaks):					243.3	Total Col2Ave (4 peaks):				508.6 RPD = 71*
Corrected Ave (3 peaks):					243.3	Corrected Ave (3 peaks):				201.3 RPD = 19
Aroclor-1232	1	4.984	0.000	2587778	327.5	1	5.324	0.001	1766612	351.8
Aroclor-1232	2	5.697	0.001	3410024	792.1	2	5.826	0.000	3420922	678.7
Aroclor-1232	3	5.992	0.002	10358828	807.7	3	6.293	-0.001	7299589	765.7
Aroclor-1232	4	6.105	0.001	4457884	765.5	4	6.590	0.001	1756016	735.6
Total Col1Ave (4 peaks):					673.2	Total Col2Ave (4 peaks):				633.0 RPD = 6
Corrected Ave (4 peaks):					673.2	Corrected Ave (4 peaks):				633.0 RPD = 6
Aroclor-1242	1	5.697	0.001	3410024	441.6	1	5.324	0.001	1766612	423.9
Aroclor-1242	2	5.992	0.001	10358828	447.1	2	5.826	0.002	3420922	419.4
Aroclor-1242	3	6.105	0.001	4457884	434.7	3	6.293	0.000	7299589	429.4
Aroclor-1242	4	6.735	0.000	4207207	428.6	4	6.454	0.001	2858411	420.6
Aroclor-1242	NS	---			----	5	7.349	0.000	1398352	214.8
Total Col1Ave (4 peaks):					438.0	Total Col2Ave (5 peaks):				381.6 RPD = 14
Corrected Ave (4 peaks):					438.0	Corrected Ave (5 peaks):				381.6 RPD = 14
Aroclor-1248	1	5.992	0.001	10358828	612.4	1	6.293	0.002	7299589	572.3
Aroclor-1248	2	6.105	0.000	4457884	692.5	2	6.656	0.000	1782730	252.2
Aroclor-1248	3	6.358	0.001	2756358	274.6	3	6.992	0.002	2287594	275.7
Aroclor-1248	4	6.735	-0.001	4207207	284.5	4	7.349	0.000	1398352	121.7
Aroclor-1248	5	7.077	0.003	3353736	171.4	NS	---			----
Total Col1Ave (5 peaks):					407.1	Total Col2Ave (4 peaks):				305.5 RPD = 29
Corrected Ave (4 peaks):					335.7	Corrected Ave (3 peaks):				216.5 RPD = 43*
Aroclor-1254	1	7.323	0.000	3851743	178.2	1	7.599	0.001	1582130	134.2
Aroclor-1254	2	7.632	0.001	558851	42.0	2	8.036	0.000	340684	37.9
Aroclor-1254	3	7.725	-0.020	2578662	97.5	3	8.191	0.029	3479315	179.8
Aroclor-1254	4	8.010	-0.022	7154627	251.3	4	8.377	0.013	3654679	187.1
Aroclor-1254	5	8.324	-0.012	2789141	166.8	5	8.825	0.008	1458302	132.7
Total Col1Ave (5 peaks):					147.2	Total Col2Ave (5 peaks):				134.3 RPD = 9
Corrected Ave (4 peaks):					121.1	Corrected Ave (5 peaks):				134.3 RPD = 10
Aroclor-1260	1	8.780	0.001	6993691	384.9	1	9.073	0.001	3929135	378.0
Aroclor-1260	2	9.048	0.000	5995841	389.7	2	9.141	0.001	2223849	377.9
Aroclor-1260	3	9.349	0.001	17022098	420.1	3	9.664	0.001	9451058	381.0
Aroclor-1260	4	9.689	-0.001	5009014	267.1	4	10.103	-0.001	2959504	441.4
Aroclor-1260	5	9.841	0.001	3483411	299.9	5	10.154	0.000	6096290	394.4
Total Col1Ave (5 peaks):					352.3	Total Col2Ave (5 peaks):				394.5 RPD = 11
Corrected Ave (5 peaks):					352.3	Corrected Ave (5 peaks):				394.5 RPD = 11
Aroclor-1262	1	9.048	-0.001	5995841	289.8	1	9.073	-0.001	3929135	231.7
Aroclor-1262	2	9.349	-0.001	17022098	326.5	2	9.664	-0.002	9451058	301.0
Aroclor-1262	3	9.689	-0.001	5009014	314.4	3	10.103	0.000	2959504	223.6
Aroclor-1262	4	9.841	-0.001	3483411	152.3	4	10.154	-0.003	6096290	298.8
Aroclor-1262	5	10.383	-0.003	4194739	241.9	5	10.745	-0.001	2340726	233.7
Total Col1Ave (5 peaks):					265.0	Total Col2Ave (5 peaks):				257.7 RPD = 3
Corrected Ave (5 peaks):					265.0	Corrected Ave (5 peaks):				257.7 RPD = 3
Aroclor-1268	1	9.778	0.000	2830683	49.1	1	10.103	0.002	2959504	94.4
Aroclor-1268	2	9.841	0.003	3483411	63.6	2	10.154	-0.004	6096290	204.8
Aroclor-1268	3	10.180	0.019	1928832	41.6	3	10.494	0.001	108205	4.6

Aroclor-1268	4	10.805	0.005	1758683	14.2	4	11.151	0.000	590335	8.6

Total Col1Ave (4 peaks): 42.2 Total Col2Ave (4 peaks): 78.1 RPD = 60*

Corrected Ave (4 peaks): 42.2 Corrected Ave (3 peaks): 35.9 RPD = 16

Total PCB Area Col1 (4.623 - 11.035) = 178274060 Col1 Total PCB = 0.8 ppm*

Total PCB Area Col2 (4.705 - 11.396) = 108534202 Col2 Total PCB = 0.7 ppm*

* Quantitated against AR1660 0.25ppm in Ical

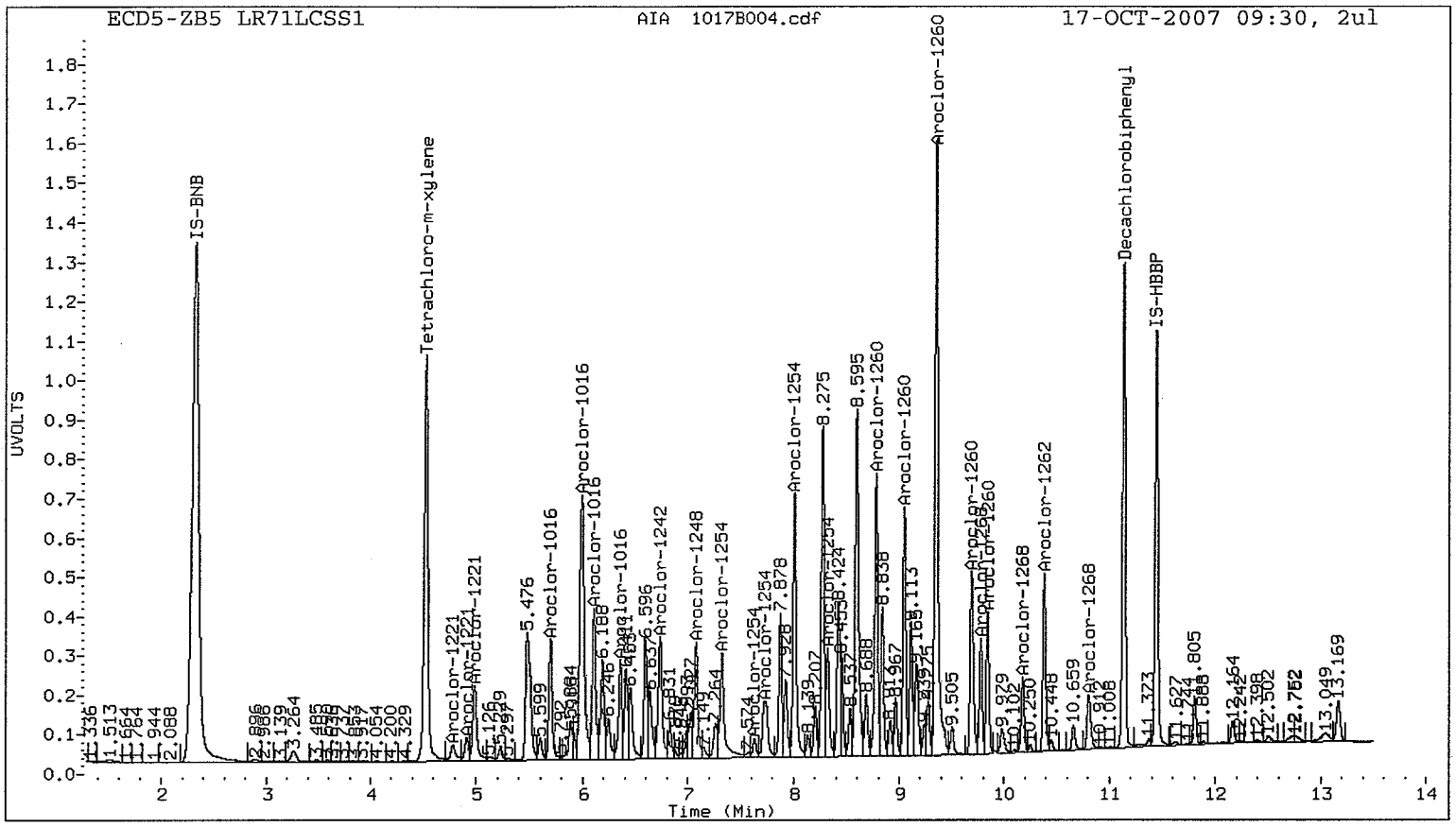
ECD5-ZB5 LR71LCSS1
AIA 1017B004.cdf
17-OCT-2007 09:30, 2ul
UVOLTS
Time (Min)
IS-BNB
Tetrachloro-m-xylene
Aroclor-1221
Aroclor-1016
Aroclor-1242
Aroclor-1248
Aroclor-1254
Aroclor-1260
Aroclor-1262
Aroclor-1268
Decachlorobiphenyl
IS-HBBP

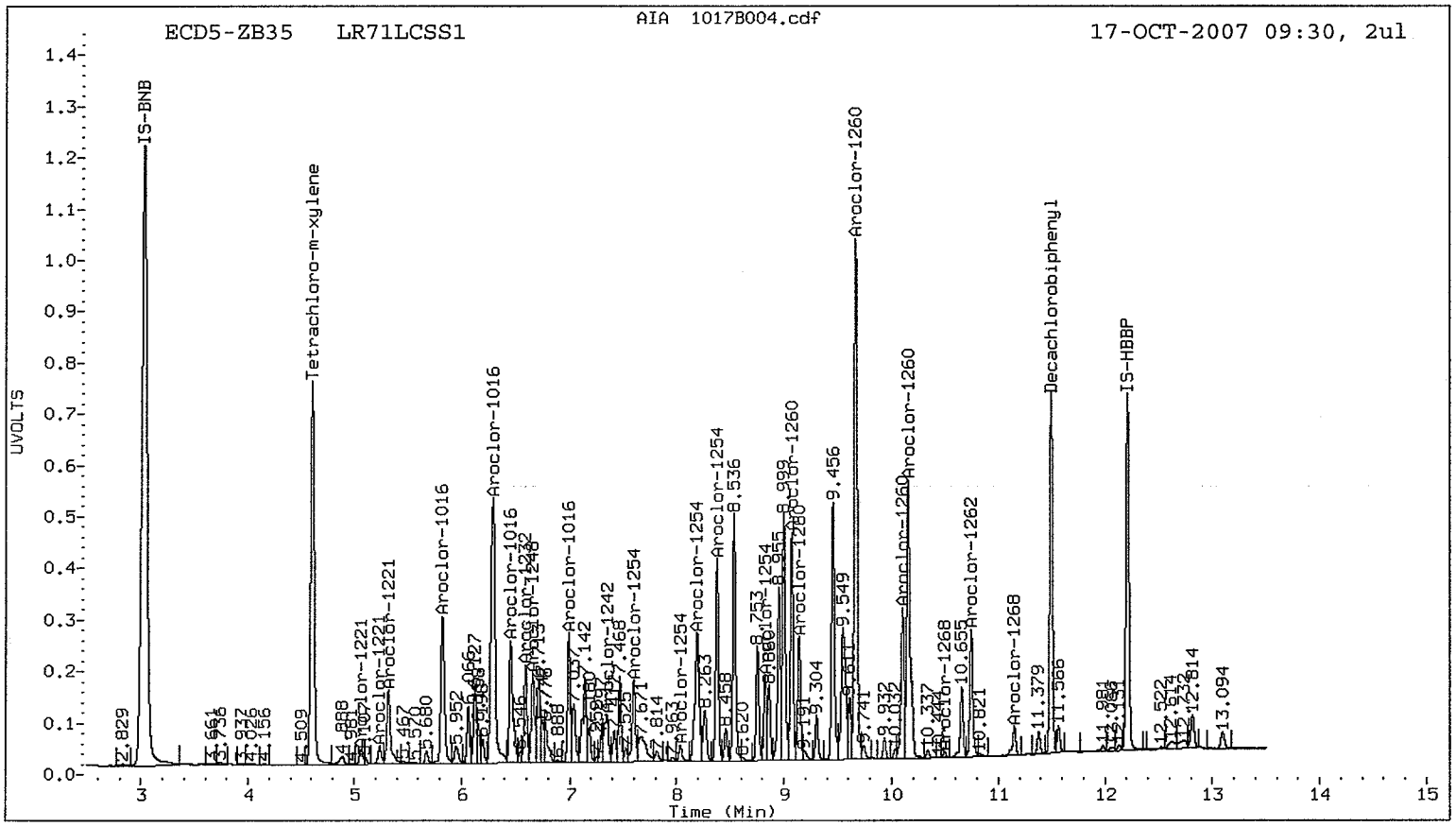
ECD5-ZB35 LR71LCSS1
AIA 1017B004.cdf
17-OCT-2007 09:30, 2ul
UVOLTS
Time (Min)
IS-BNB
Tetrachloro-m-xylene
Aroclor-1221
Aroclor-1016
Aroclor-1242
Aroclor-1248
Aroclor-1254
Aroclor-1260
Aroclor-1262
Aroclor-1268
Decachlorobiphenyl
IS-HBBP

ANALYTICAL RESOURCES INCORPORATED

ORGANICS ANALYSIS DATA SHEET
PSDDA PCB by GC/ECD
Page 1 of 1

Sample ID: AN-SS-03-070928
MATRIX SPIKE

Lab Sample ID: LR71C
LIMS ID: 07-20768
Matrix: Sediment
Data Release Authorized:
Reported: 10/19/07

QC Report No: LR71-Anchor Environmental, LLC
Project: Kimberly Clark Anacortes

Date Sampled: 09/28/07
Date Received: 09/29/07

Date Extracted: 10/11/07
Date Analyzed: 10/17/07 12:56
Instrument/Analyst: ECD5/PK
GPC Cleanup: No
Sulfur Cleanup: Yes
Acid Cleanup: Yes
Florisil Cleanup: No

Sample Amount: 25.4 g-dry-wt
Final Extract Volume: 1.0 mL
Dilution Factor: 1.00
Silica Gel: No

Percent Moisture: 33.2%

CAS Number	Analyte	RL	Result
12674-11-2	Aroclor 1016	3.9	---
53469-21-9	Aroclor 1242	3.9	< 3.9 U
12672-29-6	Aroclor 1248	3.9	< 3.9 U
11097-69-1	Aroclor 1254	3.9	< 3.9 U
11096-82-5	Aroclor 1260	3.9	---
11104-28-2	Aroclor 1221	3.9	< 3.9 U
11141-16-5	Aroclor 1232	3.9	< 3.9 U

Reported in µg/kg (ppb)

PCB Surrogate Recovery

Decachlorobiphenyl	99.0%
Tetrachlorometaxylene	80.0%

Analytical Resources Inc.
Dual Column PCB Quantitation Report

Data file 1: 20071016.b/1017-1.b/1017B016.d
Data file 2: 20071016.b/1017-2.b/1017B016.d
Method: /chem2/ecd5.i/20071016.b/PCB1.m
Compound Sublist: PCB
Instrument, Inj. Vol.: ecd5.i, 2ul
Quant Method: Internal Std

ARI ID: LR71CMS
Client ID: AN-SS-03-070928 MS
Injection Date: 17-OCT-2007 12:56
Report Date: 10/17/2007 13:48
Matrix: SOIL
Dilution Factor: 1.000

ZB5 Col			ZB35 Col			ZB5	ZB35		
RT	Shift	Response	RT	Shift	Response	on col	on col	RPD	Compound/Flag
4.524	0.002	10793401	4.607	0.002	7552297	32.0	32.0	0.0	Tetrachloro-m-xylene MN
11.134	-0.002	9986998	11.497	0.001	5972687	36.1	39.6	9.2	Decachlorobiphenyl MN

* Indicates RPD > 40%
M Indicates Column 1 peak was manually integrated
N Indicates Column 2 peak was manually integrated

SURROGATE PERCENT RECOVERY

SURROGATE	Col1	Col2
Tetrachloro-m-xylene	80.0	80.0
Decachlorobiphenyl	90.3	99.1

INTERNAL STANDARD SUMMARY

Column 1

Standard Cpnd	Standard Area*	Sample Area	%D
Bromo-Nitrobenzene	31569414	25745709	-18.4
Hexabromobiphenyl	9983366	8704641	-12.8

Column 2

Standard Cpnd	Standard Area*	Sample Area	%D
Bromo-Nitrobenzene	20324893	17951609	-11.7
Hexabromobiphenyl	6610345	6275679	-5.1

* Standard Areas taken from Initial Cal Level 3
Initial Calibration Date: 16-OCT-2007
<- Indicates standard response outside Limits (-50 to +100%)

Aroclor	Peak#	RT	Shift	ZB5 Col Area	Amount	Peak#	RT	Shift	ZB35 Col Area	Amount
Aroclor-1016	1	5.693	-0.002	3678533	452.7	1	5.823	-0.002	2766913	311.8
Aroclor-1016	2	5.986	-0.005	8466337	344.7	2	6.293	0.001	5813459	309.9
Aroclor-1016	3	6.100	-0.003	3149455	292.2	3	6.452	-0.001	2149981	287.1
Aroclor-1016	4	6.354	-0.003	2673599	404.6	4	6.990	0.000	2137397	363.3
Total Col1Ave (4 peaks):					373.6	Total Col2Ave (4 peaks):				318.0 RPD = 16
Corrected Ave (4 peaks):					373.6	Corrected Ave (4 peaks):				318.0 RPD = 16
Aroclor-1221	1	4.777	-0.006	456566	128.7	1	5.065	-0.001	341962	117.1
Aroclor-1221	2	4.906	-0.003	504792	213.5	2	5.235	-0.005	338271	200.9
Aroclor-1221	3	4.983	-0.003	2137998	267.8	3	5.321	-0.002	1808511	352.4
Aroclor-1221	NS	---			----	4	5.823	-0.014	2766913	1333.4
Total Col1Ave (3 peaks):					203.3	Total Col2Ave (4 peaks):				500.9 RPD = 85*
Corrected Ave (3 peaks):					203.3	Corrected Ave (3 peaks):				223.5 RPD = 9
Aroclor-1232	1	4.983	-0.001	2137998	319.0	1	5.321	-0.002	1808511	415.1
Aroclor-1232	2	5.693	-0.002	3678533	1007.2	2	5.823	-0.003	2766913	632.7
Aroclor-1232	3	5.986	-0.005	8466337	778.2	3	6.293	0.000	5813459	702.8
Aroclor-1232	4	6.100	-0.005	3149455	637.5	4	6.588	-0.002	1562149	754.2
Total Col1Ave (4 peaks):					685.5	Total Col2Ave (4 peaks):				626.2 RPD = 9
Corrected Ave (4 peaks):					685.5	Corrected Ave (4 peaks):				626.2 RPD = 9
Aroclor-1242	1	5.693	-0.003	3678533	561.6	1	5.321	-0.002	1808511	500.1
Aroclor-1242	2	5.986	-0.006	8466337	430.7	2	5.823	-0.001	2766913	391.0
Aroclor-1242	3	6.100	-0.004	3149455	362.0	3	6.293	0.000	5813459	394.1
Aroclor-1242	4	6.731	-0.004	2794221	335.6	4	6.452	-0.001	2149981	364.6
Aroclor-1242	NS	---			----	5	7.346	-0.004	1024798	181.4
Total Col1Ave (4 peaks):					422.5	Total Col2Ave (5 peaks):				366.3 RPD = 14
Corrected Ave (4 peaks):					422.5	Corrected Ave (5 peaks):				366.3 RPD = 14
Aroclor-1248	1	5.986	-0.006	8466337	590.0	1	6.293	0.002	5813459	525.3
Aroclor-1248	2	6.100	-0.006	3149455	576.7	2	6.655	-0.001	1329981	216.9
Aroclor-1248	3	6.354	-0.004	2673599	314.0	3	6.990	0.001	2137397	296.9
Aroclor-1248	4	6.731	-0.005	2794221	222.8	4	7.346	-0.004	1024798	102.8
Aroclor-1248	5	7.075	0.002	4089033	246.3	NS	---			----
Total Col1Ave (5 peaks):					389.9	Total Col2Ave (4 peaks):				285.5 RPD = 31
Corrected Ave (5 peaks):					389.9	Corrected Ave (3 peaks):				205.5 RPD = 62*
Aroclor-1254	1	7.319	-0.003	2191082	119.5	1	7.596	-0.001	1291059	126.2
Aroclor-1254	2	7.629	-0.003	733835	65.0	2	8.035	0.000	428549	55.0
Aroclor-1254	3	7.736	-0.009	2227208	99.3	3	8.189	0.027	3080481	183.5
Aroclor-1254	4	8.008	-0.024	6430265	266.3	4	8.375	0.011	4528459	267.2
Aroclor-1254	5	8.323	-0.013	2593474	182.8	5	8.822	0.005	1784882	187.2
Total Col1Ave (5 peaks):					146.6	Total Col2Ave (5 peaks):				163.8 RPD = 11
Corrected Ave (4 peaks):					116.6	Corrected Ave (5 peaks):				163.8 RPD = 34
Aroclor-1260	1	8.777	-0.002	5327141	341.5	1	9.072	0.000	3211622	332.5
Aroclor-1260	2	9.045	-0.003	4525179	342.6	2	9.140	0.000	2005444	366.7
Aroclor-1260	3	9.348	-0.001	13957831	401.3	3	9.663	-0.001	8433278	365.8
Aroclor-1260	4	9.687	-0.003	5660683	351.7	4	10.104	0.000	2752241	441.8
Aroclor-1260	5	9.839	-0.001	3888066	390.0	5	10.153	-0.001	5464730	380.5
Total Col1Ave (5 peaks):					365.4	Total Col2Ave (5 peaks):				377.4 RPD = 3
Corrected Ave (5 peaks):					365.4	Corrected Ave (5 peaks):				377.4 RPD = 3
Aroclor-1262	1	9.045	-0.004	4525179	254.8	1	9.072	-0.002	3211622	203.8
Aroclor-1262	2	9.348	-0.003	13957831	311.9	2	9.663	-0.003	8433278	289.0
Aroclor-1262	3	9.687	-0.004	5660683	414.0	3	10.104	0.001	2752241	223.8
Aroclor-1262	4	9.839	-0.003	3888066	198.1	4	10.153	-0.004	5464730	288.2
Aroclor-1262	5	10.380	-0.005	3983430	267.7	5	10.745	-0.001	2438080	261.9
Total Col1Ave (5 peaks):					289.3	Total Col2Ave (5 peaks):				253.3 RPD = 13
Corrected Ave (5 peaks):					289.3	Corrected Ave (5 peaks):				253.3 RPD = 13
Aroclor-1268	1	9.776	-0.002	3453186	69.9	1	10.104	0.003	2752241	94.5
Aroclor-1268	2	9.839	0.000	3888066	82.7	2	10.153	-0.006	5464730	197.6
Aroclor-1268	3	10.180	0.018	1868807	47.0	3	10.501	0.008	362480	16.6

Aroclor-1268	4	10.806	0.006	2507440	23.6	4	11.153	0.002	507664	8.0

Total Col1Ave (4 peaks): 55.8 Total Col2Ave (4 peaks): 79.2 RPD = 35

Corrected Ave (4 peaks): 55.8 Corrected Ave (3 peaks): 39.7 RPD = 34

Total PCB Area Col1 (4.623 - 11.035) = 176699534 Col1 Total PCB = 0.9 ppm*

Total PCB Area Col2 (4.705 - 11.396) = 114244136 Col2 Total PCB = 0.9 ppm*

* Quantitated against AR1660 0.25ppm in Ical

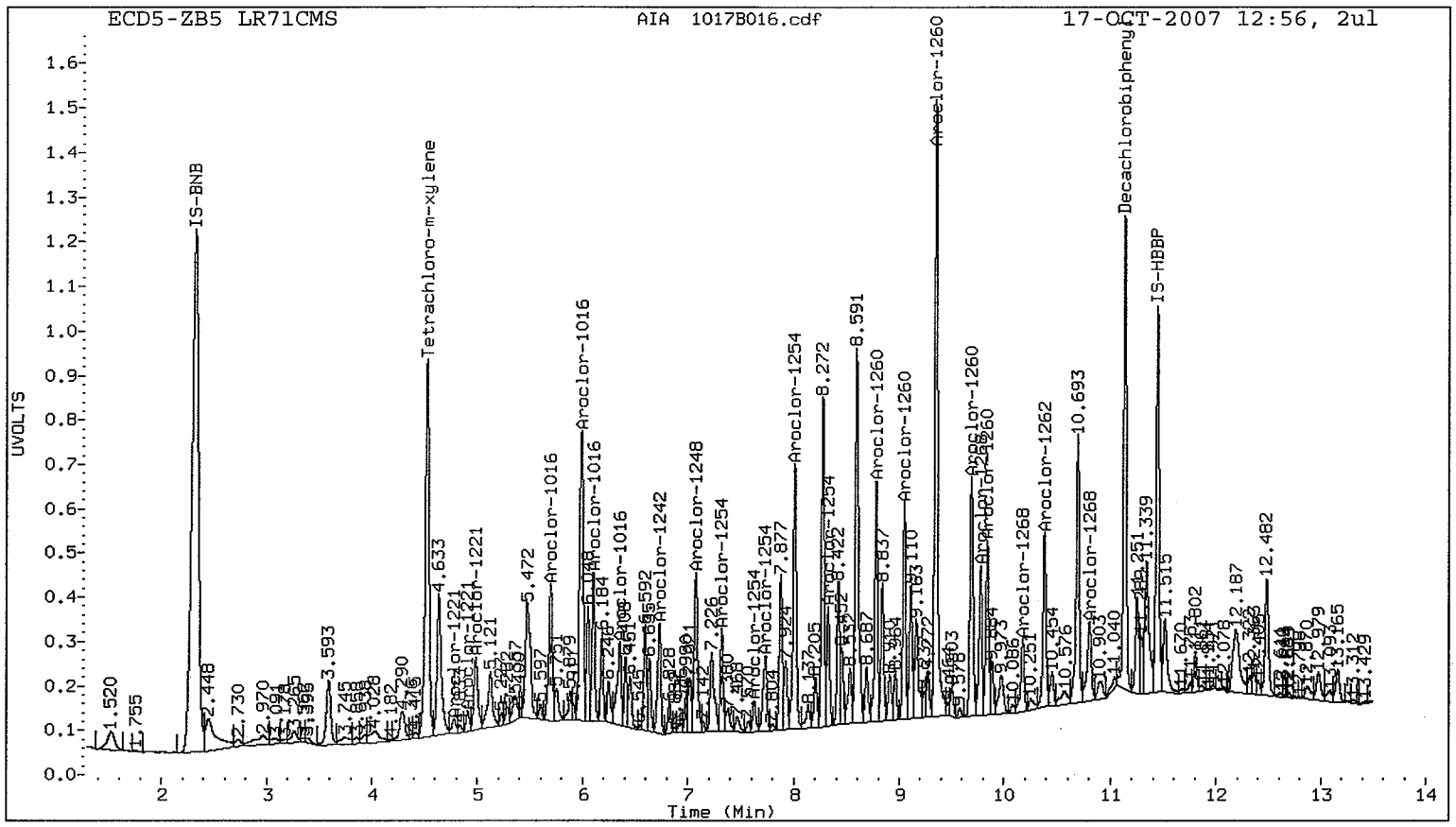
ECD5-ZB5 LR71CMS
AIA 1017B016.cdf
17-OCT-2007 12:56, 2ul
UVOLTS
Time (Min)
IS-BNB
Tetrachloro-m-xylene
Aroclor-1016
Aroclor-1221
Aroclor-1242
Aroclor-1248
Aroclor-1254
Aroclor-1260
Aroclor-1262
Aroclor-1268
Decachlorobiphenyl
IS-HBBP

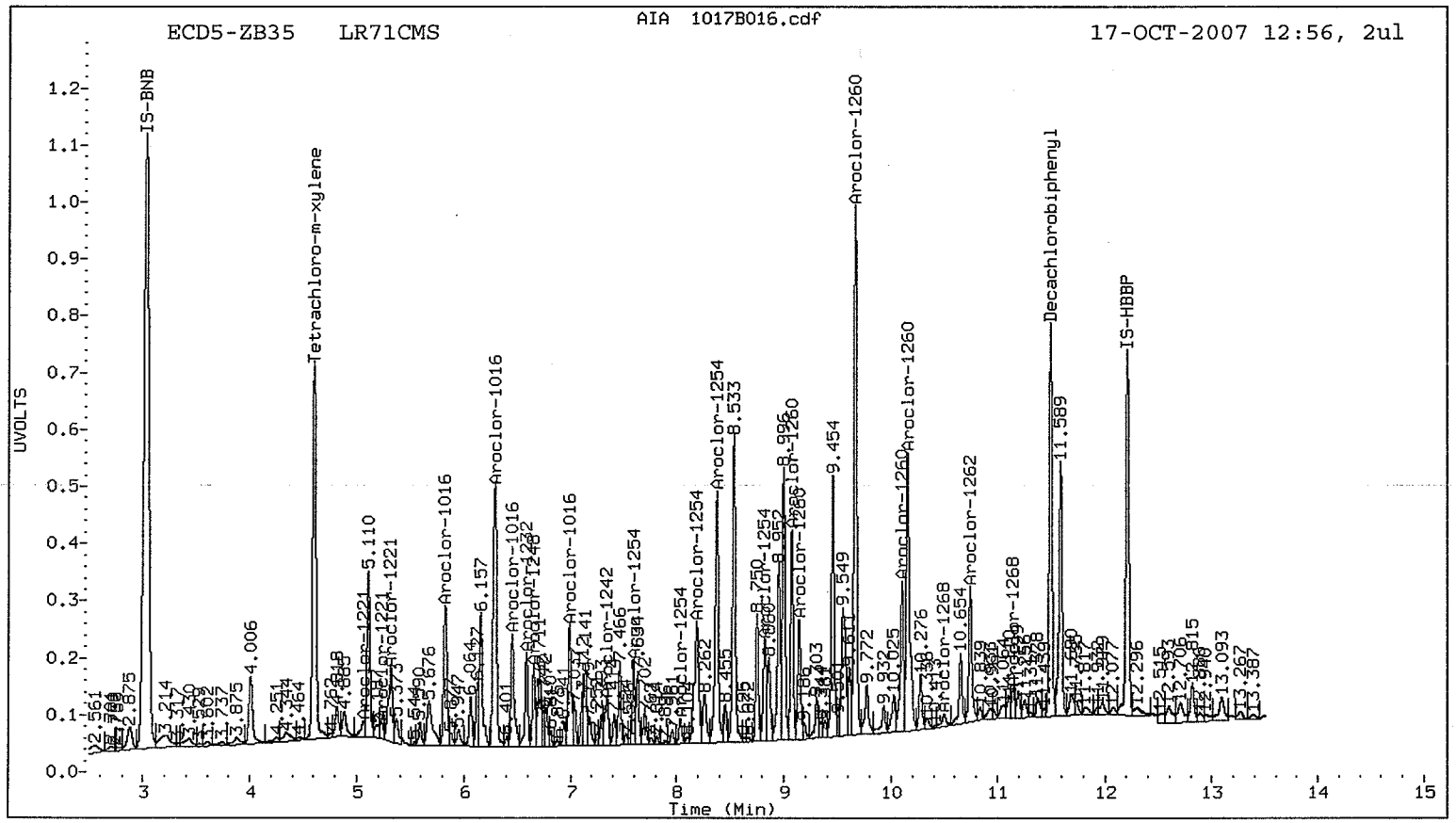
ECD5-ZB35 LR71CMS
AIA 1017B016.cdf
17-OCT-2007 12:56, 2ul
UVOLTS
Time (Min)
IS-BNB
Tetrachloro-m-xylene
Aroclor-1016
Aroclor-1221
Aroclor-1242
Aroclor-1248
Aroclor-1254
Aroclor-1260
Aroclor-1262
Aroclor-1268
Decachlorobiphenyl
IS-HBBP

ANALYTICAL RESOURCES INCORPORATED

ORGANICS ANALYSIS DATA SHEET
PSDDA PCB by GC/ECD
Page 1 of 1

Sample ID: AN-SS-03-070928
MATRIX SPIKE DUP

Lab Sample ID: LR71C
LIMS ID: 07-20768
Matrix: Sediment
Data Release Authorized:
Reported: 10/19/07

QC Report No: LR71-Anchor Environmental, LLC
Project: Kimberly Clark Anacortes

Date Sampled: 09/28/07
Date Received: 09/29/07

Date Extracted: 10/11/07
Date Analyzed: 10/17/07 13:13
Instrument/Analyst: ECD5/PK
GPC Cleanup: No
Sulfur Cleanup: Yes
Acid Cleanup: Yes
Florisil Cleanup: No

Sample Amount: 25.4 g-dry-wt
Final Extract Volume: 1.0 mL
Dilution Factor: 1.00
Silica Gel: No

Percent Moisture: 33.2%

CAS Number	Analyte	RL	Result
12674-11-2	Aroclor 1016	3.9	---
53469-21-9	Aroclor 1242	3.9	< 3.9 U
12672-29-6	Aroclor 1248	3.9	< 3.9 U
11097-69-1	Aroclor 1254	3.9	< 3.9 U
11096-82-5	Aroclor 1260	3.9	---
11104-28-2	Aroclor 1221	3.9	< 3.9 U
11141-16-5	Aroclor 1232	3.9	< 3.9 U

Reported in µg/kg (ppb)

PCB Surrogate Recovery

Decachlorobiphenyl	98.2%
Tetrachlorometaxylene	78.8%

Analytical Resources Inc.
Dual Column PCB Quantitation Report

Data file 1: 20071016.b/1017-1.b/1017B017.d
Data file 2: 20071016.b/1017-2.b/1017B017.d
Method: /chem2/ecd5.i/20071016.b/PCB1.m
Compound Sublist: PCB
Instrument, Inj. Vol.: ecd5.i, 2ul
Quant Method: Internal Std

ARI ID: LR71CMSD
Client ID: AN-SS-03-070928 MSD
Injection Date: 17-OCT-2007 13:13
Report Date: 10/17/2007 13:48
Matrix: SOIL
Dilution Factor: 1.000

ZB5 Col RT	ZB5 Col Shift	ZB5 Col Response	ZB35 Col RT	ZB35 Col Shift	ZB35 Col Response	ZB5 on col	ZB35 on col	RPD	Compound/Flag
4.525	0.002	11722980	4.604	-0.001	7941145	31.5	30.4	3.7	Tetrachloro-m-xylene MN
11.134	-0.001	10424827	11.498	0.002	6005411	39.3	38.2	2.9	Decachlorobiphenyl MN

* Indicates RPD > 40%
M Indicates Column 1 peak was manually integrated
N Indicates Column 2 peak was manually integrated

SURROGATE PERCENT RECOVERY

SURROGATE	Col1	Col2
Tetrachloro-m-xylene	78.9	76.0
Decachlorobiphenyl	98.3	95.4

INTERNAL STANDARD SUMMARY

Column 1

Standard Cpnd	Standard Area*	Sample Area	%D
Bromo-Nitrobenzene	31569414	28362985	-10.2
Hexabromobiphenyl	9983366	8352625	-16.3

Column 2

Standard Cpnd	Standard Area*	Sample Area	%D
Bromo-Nitrobenzene	20324893	19868718	-2.2
Hexabromobiphenyl	6610345	6549618	-0.9

* Standard Areas taken from Initial Cal Level 3
Initial Calibration Date: 16-OCT-2007
<- Indicates standard response outside Limits (-50 to +100%)

Aroclor	Peak#	RT	Shift	ZB5 Col Area	Amount	Peak#	RT	Shift	ZB35 Col Area	Amount
Aroclor-1016	1	5.696	0.000	3626517	405.1	1	5.825	0.001	2900837	295.3
Aroclor-1016	2	5.988	-0.003	8553255	316.1	2	6.292	-0.001	5956632	286.9
Aroclor-1016	3	6.100	-0.002	3227662	271.9	3	6.452	-0.001	2156823	260.2
Aroclor-1016	4	6.355	-0.002	2497649	343.1	4	6.990	0.000	2132731	327.5
Total Col1Ave (4 peaks):				334.0		Total Col2Ave (4 peaks):			292.5	RPD = 13
Corrected Ave (4 peaks):				334.0		Corrected Ave (4 peaks):			292.5	RPD = 13
Aroclor-1221	1	4.775	-0.008	510771	130.6	1	5.063	-0.003	531615	164.5
Aroclor-1221	2	4.912	0.003	604641	232.1	2	5.226	-0.014	958994	514.7
Aroclor-1221	3	4.981	-0.005	2082797	236.8	3	5.321	-0.002	1877578	330.5
Aroclor-1221	NS	---			----	4	5.825	-0.011	2900837	1263.0
Total Col1Ave (3 peaks):				199.8		Total Col2Ave (4 peaks):			568.2	RPD = 96*
Corrected Ave (3 peaks):				199.8		Corrected Ave (3 peaks):			336.6	RPD = 51*
Aroclor-1232	1	4.981	-0.002	2082797	282.1	1	5.321	-0.002	1877578	389.4
Aroclor-1232	2	5.696	0.000	3626517	901.4	2	5.825	0.000	2900837	599.3
Aroclor-1232	3	5.988	-0.003	8553255	713.6	3	6.292	-0.002	5956632	650.7
Aroclor-1232	4	6.100	-0.004	3227662	593.0	4	6.588	-0.002	1547631	675.1
Total Col1Ave (4 peaks):				622.5		Total Col2Ave (4 peaks):			578.6	RPD = 7
Corrected Ave (4 peaks):				622.5		Corrected Ave (4 peaks):			578.6	RPD = 7
Aroclor-1242	1	5.696	0.000	3626517	502.5	1	5.321	-0.002	1877578	469.1
Aroclor-1242	2	5.988	-0.004	8553255	395.0	2	5.825	0.001	2900837	370.4
Aroclor-1242	3	6.100	-0.004	3227662	336.8	3	6.292	-0.001	5956632	364.9
Aroclor-1242	4	6.734	-0.001	2906031	316.8	4	6.452	-0.001	2156823	330.5
Aroclor-1242	NS	---			----	5	7.346	-0.003	1045044	167.2
Total Col1Ave (4 peaks):				387.8		Total Col2Ave (5 peaks):			340.4	RPD = 13
Corrected Ave (4 peaks):				387.8		Corrected Ave (5 peaks):			340.4	RPD = 13
Aroclor-1248	1	5.988	-0.004	8553255	541.0	1	6.292	0.001	5956632	486.3
Aroclor-1248	2	6.100	-0.005	3227662	536.5	2	6.656	0.000	1380802	203.4
Aroclor-1248	3	6.355	-0.002	2497649	266.3	3	6.990	0.001	2132731	267.7
Aroclor-1248	4	6.734	-0.002	2906031	210.3	4	7.346	-0.003	1045044	94.7
Aroclor-1248	5	7.073	-0.001	3024039	165.3	NS	---			----
Total Col1Ave (5 peaks):				343.9		Total Col2Ave (4 peaks):			263.0	RPD = 27
Corrected Ave (5 peaks):				343.9		Corrected Ave (3 peaks):			188.6	RPD = 58*
Aroclor-1254	1	7.321	-0.001	2193285	108.6	1	7.597	0.000	1184724	104.6
Aroclor-1254	2	7.630	-0.001	540199	43.4	2	8.038	0.002	474527	55.0
Aroclor-1254	3	7.735	-0.010	2211171	89.5	3	8.190	0.028	3126148	168.2
Aroclor-1254	4	8.009	-0.023	5853168	220.0	4	8.376	0.012	4229181	225.5
Aroclor-1254	5	8.325	-0.011	2620615	167.7	5	8.824	0.007	1647714	156.1
Total Col1Ave (5 peaks):				125.8		Total Col2Ave (5 peaks):			141.9	RPD = 12
Corrected Ave (4 peaks):				102.3		Corrected Ave (5 peaks):			141.9	RPD = 32
Aroclor-1260	1	8.779	0.000	6170640	412.3	1	9.073	0.001	3249411	322.3
Aroclor-1260	2	9.047	-0.001	4911239	387.5	2	9.143	0.002	1982340	347.3
Aroclor-1260	3	9.348	0.000	13912974	416.9	3	9.665	0.001	8650682	359.5
Aroclor-1260	4	9.688	-0.002	5737026	371.4	4	10.104	0.000	2558606	393.5
Aroclor-1260	5	9.841	0.001	3969168	415.0	5	10.153	-0.001	5487379	366.1
Total Col1Ave (5 peaks):				400.6		Total Col2Ave (5 peaks):			357.8	RPD = 11
Corrected Ave (5 peaks):				400.6		Corrected Ave (5 peaks):			357.8	RPD = 11
Aroclor-1262	1	9.047	-0.002	4911239	288.2	1	9.073	-0.001	3249411	197.5
Aroclor-1262	2	9.348	-0.002	13912974	324.0	2	9.665	-0.001	8650682	284.1
Aroclor-1262	3	9.688	-0.003	5737026	437.3	3	10.104	0.001	2558606	199.3
Aroclor-1262	4	9.841	-0.001	3969168	210.8	4	10.153	-0.004	5487379	277.3
Aroclor-1262	5	10.382	-0.004	3941915	276.0	5	10.744	-0.002	2376888	244.7
Total Col1Ave (5 peaks):				307.3		Total Col2Ave (5 peaks):			240.6	RPD = 24
Corrected Ave (5 peaks):				307.3		Corrected Ave (5 peaks):			240.6	RPD = 24
Aroclor-1268	1	9.778	0.000	3396099	71.6	1	10.104	0.003	2558606	84.2
Aroclor-1268	2	9.841	0.003	3969168	88.0	2	10.153	-0.005	5487379	190.1
Aroclor-1268	3	10.180	0.018	1795793	47.1	3	10.497	0.004	210215	9.2

Aroclor-1268	4	10.805	0.005	1920067	18.8	4	11.152	0.000	435456	6.6

Total Col1Ave (4 peaks): 56.4 Total Col2Ave (4 peaks): 72.5 RPD = 25

Corrected Ave (4 peaks): 56.4 Corrected Ave (3 peaks): 33.3 RPD = 51*

Total PCB Area Col1 (4.623 - 11.035) = 172590576 Col1 Total PCB = 0.8 ppm*

Total PCB Area Col2 (4.705 - 11.396) = 113345976 Col2 Total PCB = 0.8 ppm*

* Quantitated against AR1660 0.25ppm in Ical

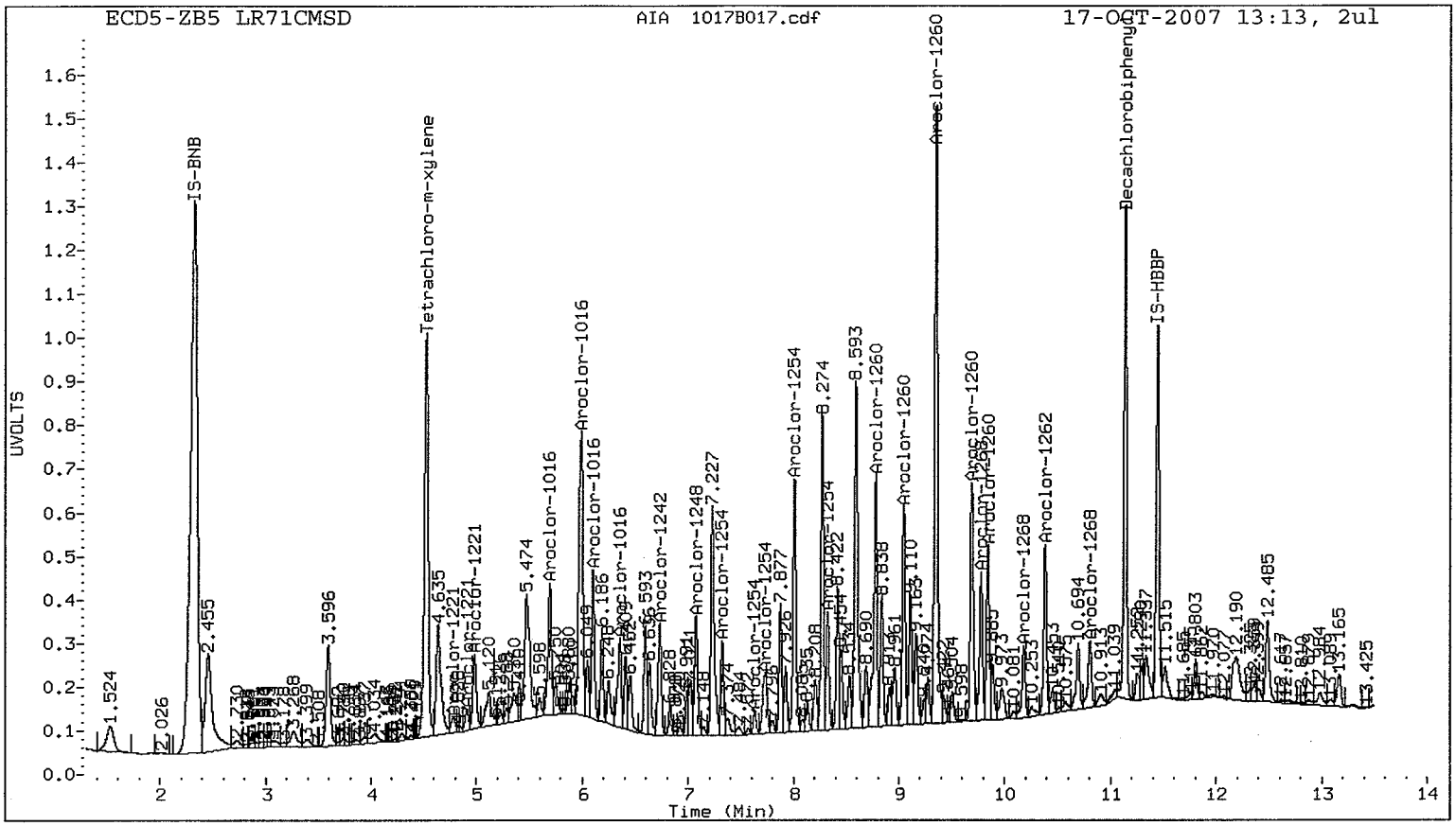
ECD5-ZB5 LR71CMSD
AIA 1017B017.cdf
17-OCT-2007 13:13, 2ul
UVOLTS
Time (Min)
IS-BNB
Tetrachloro-m-xylene
Aroclor-1016
Aroclor-1221
Aroclor-1254
Aroclor-1260
Aroclor-1262
Aroclor-1268
Aroclor-1242
Aroclor-1248
Decachlorobiphenyl
IS-HBBP

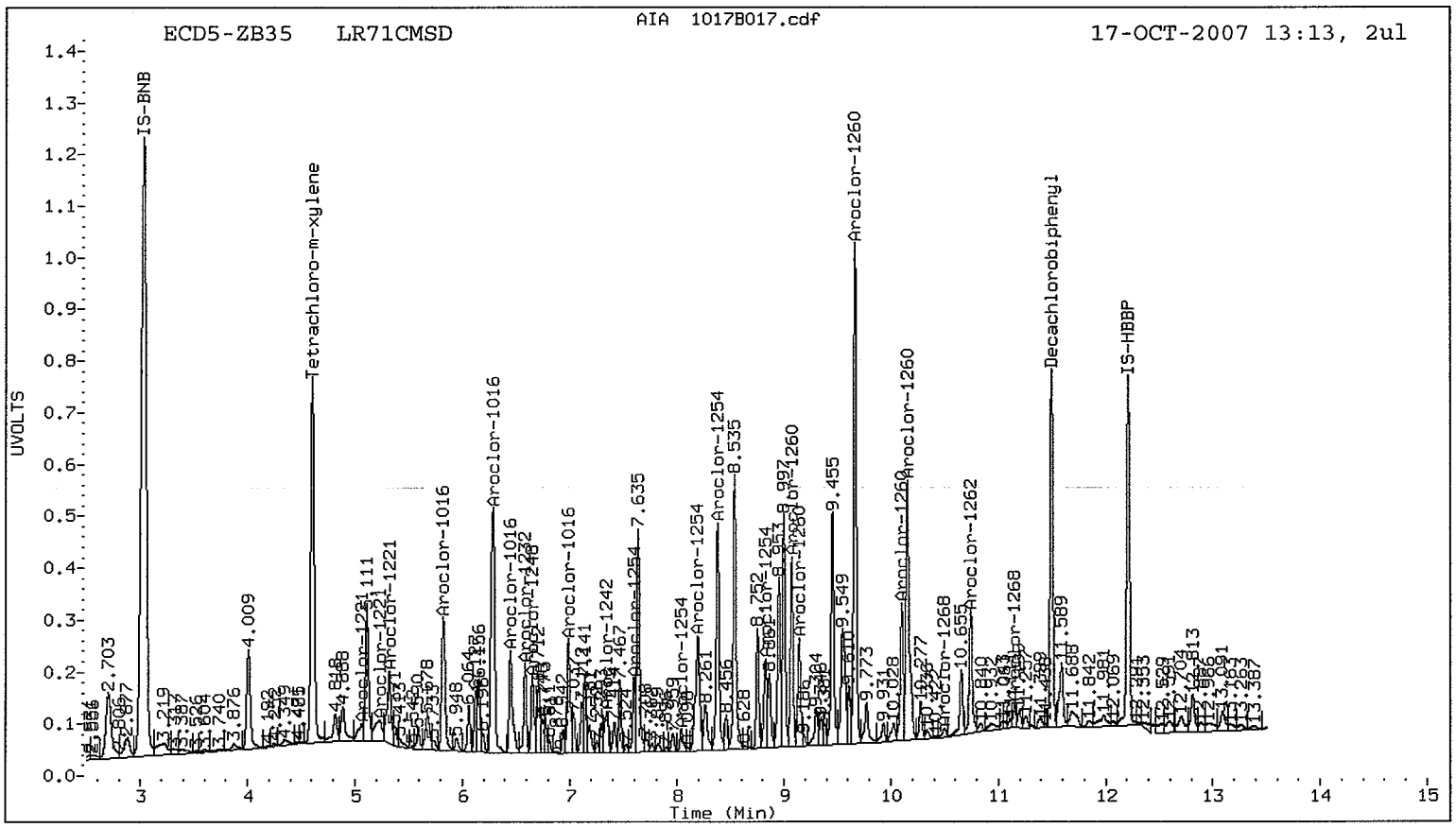
ECD5-ZB35 LR71CMSD
AIA 1017B017.cdf
17-OCT-2007 13:13, 2ul
UVOLTS
Time (Min)
IS-BNB
Tetrachloro-m-xylene
Aroclor-1016
Aroclor-1221
Aroclor-1254
Aroclor-1260
Aroclor-1262
Aroclor-1268
Aroclor-1242
Aroclor-1248
Decachlorobiphenyl
IS-HBBP

PCB Analysis
Extraction Benchsheets/Run Logs

prepared
for

ANCHOR ENVIRONMENTAL

Project : KIMBERLY CLARK ANACORTES

ARI JOB NO. LR71

prepared
by

Analytical Resources, Inc.

Analytical Resources, Incorporated
Analytical Chemists and Consultants

Organic Extractions Benchsheet

Pest / (PCB) / Soil / (Sediment) / Tissue

In-House		**PSDDA**	X	**Low Level**	
QA LIMs #				Macrotip	X
EXT LIMs #				Tissuemizer	
Bid #	PBIØ11A-Ø1			KD	X
ARI Job No(s)	LR71			TurboVap	X

Client Name / Project ID: Anchor Environmental, LLC

(RcQ) (RcQ)

Extraction Requirements		Verify Client ID	(9) Volume Extracted	KD	Silica Gel (Pest) Y / N	Acid Clean (PCB) (Y) / N	Sulfur Clean (Y) N	Final Effective Volume	Volume to Lab	Comments
MB:	LR71mbs	10/11/07	25.00			1:1	1:1	1mL	1mL	
SB:	sbs	↓	25.00			↓	↓	↓	↓	
*3	A	verified	52.10							
*3	B		51.02							
*3	C		38.02							
*3	cms		38.02							
*3	cmsd		38.04							
*3	D		36.04							
*3	E		33.04							
*3	F		38.06							
*3	H		40.02							
*3	I		49.06							
*3	J		33.04							
*3	K		1.04							
*3	L	↓	1.08	↓		↓	↓	↓	↓	
Analyst/Date:	HQ 10/11/07			AP 10/16/07		MP 10/16/07	MP 10/16/07	MP 10/16/07		

Spike	Spike ID	Volume	Conc	Analyst	Witness
Surr.	D	200 µL	0.2 µg/mL	HQ	M.Q.
LCS	1	25 µL	20 µg/mL	HQ	M.Q.
LCS(extra)		µL	µg/mL		
		µL	µg/mL		
MS/MSD		µL	µg/mL		
Extraction Time:		1330			

Sonication-Solvent/Reag.	ID	KD/Vialing-Solvent/Reag.	ID
8:2 Hexane/Acetone	F846	(Hexane) C_6H_{14}:	I3977
Neutral Glasswool:	9/6/07 #3	Na_2SO_4 ID:	
Na_2SO_4 ID:	9/26/07 #6	TBAS ID:	F835
		Ethyl Acetate ID:	
4% Silica Gel:		Concent. H_2SO_4:	I3883
0% Silica Gel:		Na_2SO_3 ID:	I3761

Analytical Resources, Incorporated
Analytical Chemists and Consultants

Organic Extractions Laboratory
Analyst Notes

ARI Job No.: LR71

Client ID: Anchor Environmental, LLC

Parameter: PCB PSDDA

Client Project: Kimberly Clark - Anacortes

SOP Number(s): 3545

No Anomalies:

List problems, concerns, corrective actions and any other pertinent information
LR71 A-L - all have sulfur smell. poured out standing H_2O.
LR71I - woodchips and other organics
LR71J - two small live crabs. SAL 10-4-07
GC analyst; reduced extraction weights for samples K and L, based on sample pre-screens. ~~SH~~ 10/11/07

Analytical Resources Inc.: Organics Instrument Log

ECD5 Serial No.: US00034118

Date: 10/16/07 Analysis: PCB Analyst: [signature]

GC Program: PCB37 Column No: 105634/105681 Column Type: 2ES/2ES

Instrument Tune (.U or .CT.): — EM Voltage: —

Calibration File: — Curve Date: 10/16/07

IS/SS	Ical/Ccal	LCS/ICV
	1478-4,5,6	
1421-3	1479-2,3,4	
	1480-3	
	1358-4	

GC LOG SUMMARY FOR DATABATCH - /chem2/ecd5.i/20071016.b/ical-1.b
/chem2/ecd5.i/20071016.b/ical-2.b

	Inject Date/Time	Filename	DF	LabID	ClientID
1	16-OCT-2007 13:24	1016B001.d	1	IB	
2	16-OCT-2007 13:41	1016B002.d	1	AR1660 .25	
3	16-OCT-2007 13:59	1016B003.d	1	AR1660 .02	
4	16-OCT-2007 14:16	1016B004.d	1	AR1660 1.0	
5	16-OCT-2007 14:33	1016B005.d	1	AR1660 0.1	
6	16-OCT-2007 14:50	1016B006.d	1	AR1660 0.5	
7	16-OCT-2007 15:07	1016B007.d	1	ICV	
8	16-OCT-2007 15:24	1016B008.d	1	AR1242	
9	16-OCT-2007 15:42	1016B009.d	1	AR1248	
10	16-OCT-2007 15:59	1016B010.d	1	AR1254	
11	16-OCT-2007 16:16	1016B011.d	1	AR2162	
12	16-OCT-2007 16:33	1016B012.d	1	AR3268	

[signature] 10/17/07

Maintenance / Comments

Maintenance Verification (Identify ICal or CCal that demonstrates the instrument is in control):

Every line must contain information or be lined out. Make all entries legible. Start a new page for each QC period.

Analytical Resources, Incorporated
Analytical Chemists and Consultants

GC Analyst Notes / Corrective Action Log

ARI Project ID: _____ Client ID: _____

ARI SOP: **403S**(PCB) **405S**(Herbicides) **407S**(TPH-D) **409S**(HCID) **423S**(Pesticides) **Other**

Parameter(s): ECD 5 PCB CWEVE 10/16/07

Instrument: FID: _____ ECD: _____

Dates: Curve: _____ Analysis Start: _____

Endrin/DDT Breakdown <15%?	YES / NO / NA	LCS/LCSD Recovery in Control?	YES / NO
ICal Meets RF & %RSD Criteria?	YES / NO	MS/MSD Recovery in Control?	YES / NO
CCal Meets RF & %RSD Criteria	YES / NO	Surrogate Recovery in Control?	YES / NO
Internal Standard Meets Criteria?	YES / NO	Special Analysis Criteria Met?	YES / NO / NA
Method Blank in Control?	YES / NO		

Detail problems, corrective actions and/or other pertinent information below (use reverse side when necessary):

All 1016/1260 Quant peaks < 20% RSD

Additional Details on Reverse: Yes / No

Analyst Signature: _____ **Date:** 10/17/07

Reviewer's Signature: _____ **Date:** 10/19/07

Analytical Resources Inc.: Organics Instrument Log

ECD5 Serial No.: US00034118

Date: 10/17/07 Analysis: PCB Analyst: pk

GC Program: PCB2 Column No: 105634/105681 Column Type: 225/225

Instrument Tune (.U or .CT.): — EM Voltage: —

Calibration File: — Curve Date: 10/16/07

IS/SS	Ical/Ccal	LCS/ICV
	1478-4-6	
1421-3	1479-2-4	
	1480-3	

	Inject Date/Time	Filename	DF	LabID	ClientID	
1	17-OCT-2007 08:38	1017B001.d	1	AR12422		
2	17-OCT-2007 08:56	1017B002.d	1	AR16602		
3	17-OCT-2007 09:13	1017B003.d	1	LR71MBS1	LR71MBS1	
4	17-OCT-2007 09:30	1017B004.d	1	LR71LCSS1	LR71LCSS1	
5	17-OCT-2007 09:47	1017B005.d	1	LR71A	AN-SS-01-070927	
6	17-OCT-2007 10:04	1017B006.d	1	LT81MBW1	LT81MBW1	
7	17-OCT-2007 10:21	1017B007.d	1	LT81LCSW1	LT81LCSW1	
8	17-OCT-2007 10:38	1017B008.d	1	LT81LCSDW1	LT81LCSDW1	
9	17-OCT-2007 10:56	1017B009.d	1	LT83A	4500B-071016	
10	17-OCT-2007 11:13	1017B010.d	1	LT81A	Decon-4-071016	
11	17-OCT-2007 11:30	1017B011.d	1	LT73MBW1	LT73MBW1	
12	17-OCT-2007 11:47	1017B012.d	1	LT73LCSW1	LT73LCSW1	
13	17-OCT-2007 12:04	1017B013.d	1	LT73A	NUCOR 101407	
14	17-OCT-2007 12:21	1017B014.d	1	LR71B	AN-SS-02-070927	
15	17-OCT-2007 12:39	1017B015.d	1	LR71C	AN-SS-03-070928	
16	17-OCT-2007 12:56	1017B016.d	1	LR71CMS	AN-SS-03-070928	MS
17	17-OCT-2007 13:13	1017B017.d	1	LR71CMSD	AN-SS-03-070928	MSD
18	17-OCT-2007 13:30	1017B018.d	1	LR71D	AN-SS-07-070928	
19	17-OCT-2007 13:47	1017B019.d	1	LR71E	AN-SS-10-070928	
20	17-OCT-2007 14:04	1017B020.d	1	LR71F	AN-SS-11-070928	
21	17-OCT-2007 14:21	1017B021.d	1	LR71H	AN-SS-04	
22	17-OCT-2007 14:39	1017B022.d	1	LR71I	AN-SS-05	
23	17-OCT-2007 14:56	1017B023.d	1	LR71J	AN-SS-06	
24	17-OCT-2007 15:13	1017B024.d	2	LR71K	AN-SS-08	
25	17-OCT-2007 15:30	1017B025.d	2	LR71L	AN-SS-09	
26	17-OCT-2007 15:47	1017B026.d	1	RINSE		
27	17-OCT-2007 16:04	1017B027.d	1	RINSE		
28	17-OCT-2007 16:21	1017B028.d	1	RINSE		
29	17-OCT-2007 16:39	1017B029.d	1	RINSE		
30	17-OCT-2007 16:56	1017B030.d	1	AR12542		
31	17-OCT-2007 17:13	1017B031.d	1	AR16603		
32	17-OCT-2007 17:30	1017B032.d	10	LR71E	AN-SS-10-070928	
33	17-OCT-2007 17:47	1017B033.d	10	LR71F	AN-SS-11-070928	
34	17-OCT-2007 18:04	1017B034.d	10	LR71H	AN-SS-04	
35	17-OCT-2007 18:22	1017B035.d	3	LR71J	AN-SS-06	
36	17-OCT-2007 18:39	1017B036.d	1	RINSE		
37	17-OCT-2007 18:56	1017B037.d	1	LS47MBS1		
38	17-OCT-2007 19:13	1017B038.d	1	LS47LCSS1		
39	17-OCT-2007 19:30	1017B039.d	1	LS47LCSDS1		
40	17-OCT-2007 19:47	1017B040.d	1	LS47A		
41	17-OCT-2007 20:04	1017B041.d	1	LS47B		
42	17-OCT-2007 20:21	1017B042.d	1	LS47BMS		
43	17-OCT-2007 20:39	1017B043.d	1	LS47BMSD		
44	17-OCT-2007 20:56	1017B044.d	1	LS47C		
45	17-OCT-2007 21:13	1017B045.d	1	LS47D		
46	17-OCT-2007 21:30	1017B046.d	1	LS47E		
47	17-OCT-2007 21:47	1017B047.d	1	LS47F		
48	17-OCT-2007 22:04	1017B048.d	1	RINSE		
49	17-OCT-2007 22:22	1017B049.d	1	RINSE		
50	17-OCT-2007 22:39	1017B050.d	1	RINSE		
51	17-OCT-2007 22:56	1017B051.d	1	RINSE		
52	17-OCT-2007 23:13	1017B052.d	1	AR12482		
53	17-OCT-2007 23:30	1017B053.d	1	AR16604		

Maintenance /

Maintenance V

Every line must contain information or be lined out. Make all entries legible. Start a new page for each QC period.

Analytical Resources Inc.: Organics Instrument Log

ECD5 Serial No.: US00034118

Date: 10/18/07 Analysis: PCB Analyst: [illegible]

GC Program: PCB2 Column No: 105634/105681 Column Type: ZB5/ZB35

Instrument Tune (.U or .CT.): — EM Voltage: —

Calibration File: — Curve Date: 10/16/07

IS/SS	Ical/Ccal	LCS/ICV
	1478-4,5,6	
1421-3	1479-2,3,4	
	1480-3	

	Inject Date/Time	Filename	DF	LabID	ClientID
1	18-OCT-2007 09:18	1018B001.d	1	AR12543	
2	18-OCT-2007 09:35	1018B002.d	1	AR16605	
3	18-OCT-2007 09:53	1018B003.d	1	LR71K	AN-SS-08
4	18-OCT-2007 10:10	1018B004.d	1	LR71L	AN-SS-09
5	18-OCT-2007 10:27	1018B005.d	1	LT01MBS1	LT01MBS1
6	18-OCT-2007 10:44	1018B006.d	1	LT01LCSS1	LT01LCSS1
7	18-OCT-2007 11:01	1018B007.d	1	LT01LCSDS1	LT01LCSDS1
8	18-OCT-2007 11:18	1018B008.d	1	LT01A	1
9	18-OCT-2007 11:36	1018B009.d	1	LT01B	2
10	18-OCT-2007 11:53	1018B010.d	1	LT01C	3
11	18-OCT-2007 12:10	1018B011.d	1	LT01D	4
12	18-OCT-2007 12:27	1018B012.d	1	LT01E	5
13	18-OCT-2007 12:44	1018B013.d	1	LT01F	6
14	18-OCT-2007 13:02	1018B014.d	1	LT01G	DUP
15	18-OCT-2007 13:19	1018B015.d	1	LT00A	1
16	18-OCT-2007 13:36	1018B016.d	1	LT00B	2
17	18-OCT-2007 13:53	1018B017.d	1	LT00C	3
18	18-OCT-2007 14:10	1018B018.d	1	LT00D	4
19	18-OCT-2007 14:27	1018B019.d	1	LT00E	5
20	18-OCT-2007 14:45	1018B020.d	1	LT00F	6
21	18-OCT-2007 15:02	1018B021.d	1	LT00FMS	6 MS
22	18-OCT-2007 15:19	1018B022.d	1	LT00FMSD	6 MSD
23	18-OCT-2007 15:36	1018B023.d	1	LT00G	DUP
24	18-OCT-2007 15:53	1018B024.d	1	LT44A	S-A
25	18-OCT-2007 16:11	1018B025.d	1	LT44B	S-B
26	18-OCT-2007 16:28	1018B026.d	1	RINSE	
27	18-OCT-2007 16:45	1018B027.d	1	RINSE	
28	18-OCT-2007 17:02	1018B028.d	1	RINSE	
29	18-OCT-2007 17:19	1018B029.d	1	AR12423	
30	18-OCT-2007 17:36	1018B030.d	1	AR16606	
31	18-OCT-2007 17:54	1018B031.d	1	LT01MBW1	LT01MBW1
32	18-OCT-2007 18:11	1018B032.d	1	LT01LCSW1	LT01LCSW1
33	18-OCT-2007 18:28	1018B033.d	1	LT01LCSDW1	LT01LCSDW1
34	18-OCT-2007 18:45	1018B034.d	1	LT01H	1
35	18-OCT-2007 19:02	1018B035.d	1	LT01I	2
36	18-OCT-2007 19:19	1018B036.d	1	LT01J	3
37	18-OCT-2007 19:37	1018B037.d	1	LT01K	4
38	18-OCT-2007 19:54	1018B038.d	1	LT01L	6
39	18-OCT-2007 20:11	1018B039.d	1	LT01M	DUP
40	18-OCT-2007 20:28	1018B040.d	1	LT00H	2
41	18-OCT-2007 20:45	1018B041.d	1	LT00I	4
42	18-OCT-2007 21:02	1018B042.d	1	LT00J	6
43	18-OCT-2007 21:19	1018B043.d	1	LT00K	DUP
44	18-OCT-2007 21:37	1018B044.d	1	LT53MBW1	
45	18-OCT-2007 21:54	1018B045.d	1	LT53LCSW1	
46	18-OCT-2007 22:11	1018B046.d	1	LT53LCSDW1	
47	18-OCT-2007 22:28	1018B047.d	1	LT53A	BOP 85-104 WWTP
48	18-OCT-2007 22:45	1018B048.d	1	LT53B	BOP 85-001 Vibra De
49	18-OCT-2007 23:03	1018B049.d	1	LT54A	BOP Combined Grab
50	18-OCT-2007 23:20	1018B050.d	1	LT54B	BOP 85-120 Proceco
51	18-OCT-2007 23:37	1018B051.d	1	LT54C	BOP 85-120 WWTP
52	18-OCT-2007 23:54	1018B052.d	1	LT62I	RINSATE
53	19-OCT-2007 00:11	1018B053.d	1	RINSE	
54	19-OCT-2007 00:28	1018B054.d	1	RINSE	
55	19-OCT-2007 00:45	1018B055.d	1	RINSE	
56	19-OCT-2007 01:03	1018B056.d	1	AR12483	
57	19-OCT-2007 01:20	1018B057.d	1	AR16607	

Main

Maint

Every li

[illegible] 10/19/07

each QC period.

Analytical Resources, Incorporated
Analytical Chemists and Consultants

GC Analyst Notes / Corrective Action Log

ARI Project ID: LR71 Client ID: Anchor

ARI SOP: **403S**(PCB) **405S**(Herbicides) **407S**(TPH-D) **409S**(HCID) **423S**(Pesticides) **Other**

Parameter(s): _____

Instrument: FID: _____ ECD: 5

Dates: Curve: 10/16/07 Analysis Start: 10/17/07

Endrin/DDT Breakdown <15%?	YES / NO / NA	LCS/LCSD Recovery in Control?	YES / NO
ICal Meets RF & %RSD Criteria?	YES / NO	MS/MSD Recovery in Control?	YES / NO
CCal Meets RF & %RSD Criteria	YES / NO	Surrogate Recovery in Control?	YES / NO
Internal Standard Meets Criteria?	YES / NO	Special Analysis Criteria Met?	YES / NO / NA
Method Blank in Control?	YES / NO		

Detail problems, corrective actions and/or other pertinent information below (use reverse side when necessary):

- Samples did not match screens well. Some screened clean and were hot, some screened hot + were clean.
  - reported K and L to lower on col. RE to avoid reextract. see BNB on cover letter. Still above limit in ICAL.
- closing 1260 on 10/18 High by ~ 5%. Nothing quanted from it.

Additional Details on Reverse: Yes / No

Analyst Signature: _____ **Date:** 10/18/07

Reviewer's Signature: _____ **Date:** 10/19/07

Metals Analysis
QC Summary Data

prepared
for

ANCHOR ENVIRONMENTAL

Project : KIMBERLY CLARK ANACORTES

ARI JOB NO. LR71

prepared
by

Analytical Resources, Inc.

Cover Page

INORGANIC ANALYSIS DATA PACKAGE

ANALYTICAL RESOURCES INCORPORATED

CLIENT: Anchor Environmental

PROJECT: Kimberly Clark Anaco

SDG: LR71

CLIENT ID	ARI ID	ARI LIMS ID	REPREP
AN-SS-01-070927	LR71A	07-20766	
AN-SS-01-070927D	LR71ADUP	07-20766	
AN-SS-01-070927S	LR71ASPK	07-20766	
AN-SS-02-070927	LR71B	07-20767	
PBS	LR71MB	07-20767	
LCSS	LR71MBSPK	07-20767	
AN-SS-03-070928	LR71C	07-20768	
AN-SS-07-070928	LR71D	07-20769	
AN-SS-10-070928	LR71E	07-20770	
AN-SS-11-070928	LR71F	07-20771	
AN-SS-04	LR71H	07-20773	
AN-SS-05	LR71I	07-20774	
AN-SS-06	LR71J	07-20775	
AN-SS-08	LR71K	07-20776	
AN-SS-09	LR71L	07-20777	

Were ICP interelement corrections applied ?	Yes/No	YES
Were ICP background corrections applied ?	Yes/No	YES
If yes - were raw data generated before application of background corrections ?	Yes/No	NO

Comments: _____

THIS DATA PACKAGE HAS BEEN REVIEWED AND AUTHORIZED FOR RELEASE BY:

Signature: _____ Name: Jay Kuhn

Date: 10/11/07 Title: Inorganics Director

ANALYTICAL RESOURCES INCORPORATED

INORGANICS ANALYSIS DATA SHEET
TOTAL METALS

Sample ID: AN-SS-01-070927
DUPLICATE

Lab Sample ID: LR71A
LIMS ID: 07-20766
Matrix: Sediment
Data Release Authorized:
Reported: 10/11/07

QC Report No: LR71-Anchor Environmental, LLC
Project: Kimberly Clark Anacortes

Date Sampled: 09/27/07
Date Received: 09/29/07

MATRIX DUPLICATE QUALITY CONTROL REPORT

Analyte	Analysis Method	Sample	Duplicate	RPD	Control Limit	Q
Antimony	6010B	9 U	9 U	0.0%	+/- 9	L
Arsenic	6010B	9 U	9 U	0.0%	+/- 9	L
Cadmium	6010B	0.9	0.8	11.8%	+/- 0.3	L
Chromium	6010B	20.1	19.3	4.1%	+/- 20%	
Copper	6010B	26.2	24.6	6.3%	+/- 20%	
Lead	6010B	8	8	0.0%	+/- 3	L
Mercury	7471A	0.07 U	0.07 U	0.0%	+/- 0.07	L
Nickel	6010B	14	14	0.0%	+/- 20%	
Silver	6010B	0.5 U	0.5 U	0.0%	+/- 0.5	L
Zinc	6010B	45	42	6.9%	+/- 20%	

Reported in mg/kg-dry

*-Control Limit Not Met
L-RPD Invalid, Limit = Detection Limit

ANALYTICAL RESOURCES INCORPORATED

INORGANICS ANALYSIS DATA SHEET
TOTAL METALS
Page 1 of 1

Sample ID: AN-SS-01-070927
MATRIX SPIKE

Lab Sample ID: LR71A
LIMS ID: 07-20766
Matrix: Sediment
Data Release Authorized:
Reported: 10/11/07

QC Report No: LR71-Anchor Environmental, LLC
Project: Kimberly Clark Anacortes

Date Sampled: 09/27/07
Date Received: 09/29/07

MATRIX SPIKE QUALITY CONTROL REPORT

Analyte	Analysis Method	Sample	Spike	Spike Added	% Recovery	Q
Antimony	6010B	9 U	66	340	19.4%	N
Arsenic	6010B	9 U	358	340	105%	
Cadmium	6010B	0.9	81.3	85.0	94.6%	
Chromium	6010B	20.1	103	85.0	97.5%	
Copper	6010B	26.2	118	85.0	108%	
Lead	6010B	8	327	340	93.8%	
Mercury	7471A	0.07 U	0.78	0.716	109%	
Nickel	6010B	14	102	85.0	104%	
Silver	6010B	0.5 U	86.0	85.0	101%	
Zinc	6010B	45	127	85.0	96.5%	

Reported in mg/kg-dry

N-Control Limit Not Met
H-% Recovery Not Applicable, Sample Concentration Too High
NA-Not Applicable, Analyte Not Spiked

Percent Recovery Limits: 75-125%

ANALYTICAL RESOURCES INCORPORATED

INORGANICS ANALYSIS DATA SHEET
TOTAL METALS **Sample ID: METHOD BLANK**

Lab Sample ID: LR71MB
LIMS ID: 07-20767
Matrix: Sediment
Data Release Authorized:
Reported: 10/11/07

QC Report No: LR71-Anchor Environmental, LLC
Project: Kimberly Clark Anacortes

Date Sampled: NA
Date Received: NA

Percent Total Solids: NA

Prep Meth	Prep Date	Analysis Method	Analysis Date	CAS Number	Analyte	RL	mg/kg-dry	Q
3050B	10/05/07	6010B	10/09/07	7440-36-0	Antimony	5	5	U
3050B	10/05/07	6010B	10/09/07	7440-38-2	Arsenic	5	5	U
3050B	10/05/07	6010B	10/09/07	7440-43-9	Cadmium	0.2	0.2	U
3050B	10/05/07	6010B	10/09/07	7440-47-3	Chromium	0.5	0.5	U
3050B	10/05/07	6010B	10/09/07	7440-50-8	Copper	0.2	0.2	U
3050B	10/05/07	6010B	10/09/07	7439-92-1	Lead	2	2	U
CLP	10/05/07	7471A	10/09/07	7439-97-6	Mercury	0.05	0.05	U
3050B	10/05/07	6010B	10/09/07	7440-02-0	Nickel	1	1	U
3050B	10/05/07	6010B	10/09/07	7440-22-4	Silver	0.3	0.3	U
3050B	10/05/07	6010B	10/09/07	7440-66-6	Zinc	1	1	U

U-Analyte undetected at given RL
RL-Reporting Limit

ANALYTICAL RESOURCES INCORPORATED

INORGANICS ANALYSIS DATA SHEET
TOTAL METALS **Sample ID: LAB CONTROL**

Lab Sample ID: LR71LCS
LIMS ID: 07-20767
Matrix: Sediment
Data Release Authorized:
Reported: 10/11/07

QC Report No: LR71-Anchor Environmental, LLC
Project: Kimberly Clark Anacortes

Date Sampled: NA
Date Received: NA

BLANK SPIKE QUALITY CONTROL REPORT

Analyte	Analysis Method	Spike Found	Spike Added	% Recovery	Q
Antimony	6010B	202	200	101%	
Arsenic	6010B	206	200	103%	
Cadmium	6010B	50.0	50.0	100%	
Chromium	6010B	50.0	50.0	100%	
Copper	6010B	51.2	50.0	102%	
Lead	6010B	204	200	102%	
Mercury	7471A	1.05	1.00	105%	
Nickel	6010B	50	50	100%	
Silver	6010B	52.0	50.0	104%	
Zinc	6010B	51	50	102%	

Reported in mg/kg-dry

N-Control limit not met
Control Limits: 80-120%

Calibration Verification

ANALYTICAL RESOURCES INCORPORATED

CLIENT: Anchor Environmental

PROJECT: Kimberly Clark Anaco

SDG: LR71

UNITS:ug/L

ANALYTE	EL	M	RUN	ICVTV	ICV	%R	CCVTV	CCV1	%R	CCV2	%R	CCV3	%R	CCV4	%R	CCV5	%R
Antimony	SB	ICP	IP100921	2000.0	2018.76	100.9	2000.0	2016.32	100.8	2032.98	101.6	2008.28	100.4	2027.46	101.4	1994.50	99.7
Arsenic	AS	ICP	IP100921	2000.0	2016.97	100.8	2000.0	2009.65	100.5	2028.17	101.4	2022.20	101.1	2033.62	101.7	2024.42	101.2
Cadmium	CD	ICP	IP100921	1000.0	998.41	99.8	1000.0	1013.18	101.3	1014.74	101.5	1001.78	100.2	1019.06	101.9	990.26	99.0
Chromium	CR	ICP	IP100921	1000.0	964.04	96.4	1000.0	963.87	96.4	977.62	97.8	985.59	98.6	959.60	96.0	957.19	95.7
Copper	CU	ICP	IP100921	1000.0	1047.94	104.8	1000.0	1055.06	105.5	1050.91	105.1	1042.71	104.3	1054.14	105.4	1043.41	104.3
Lead	PB	ICP	IP100921	2000.0	2014.57	100.7	2000.0	2048.91	102.4	2051.44	102.6	2034.64	101.7	2058.73	102.9	2019.09	101.0
Mercury	HG	CVA	HG100902	8.0	8.19	102.4	4.0	3.98	99.5	3.81	95.3	3.95	98.8				
Nickel	NI	ICP	IP100921	1000.0	977.24	97.7	1000.0	981.51	98.2	999.86	100.0	1000.85	100.1	971.61	97.2	976.02	97.6
Silver	AG	ICP	IP100921	1000.0	1003.23	100.3	1000.0	1010.19	101.0	1002.29	100.2	996.77	99.7	1007.65	100.8	1000.79	100.1
Zinc	ZN	ICP	IP100921	1000.0	1000.60	100.1	1000.0	1007.06	100.7	1027.39	102.7	1057.97	105.8	1005.71	100.6	1020.58	102.1

1341

Control Limits: Mercury 80-120; Other Metals 90-110

Calibration Verification

ANALYTICAL RESOURCES INCORPORATED

CLIENT: Anchor Environmental

PROJECT: Kimberly Clark Anaco

SDG: LR71

UNITS:ug/L

ANALYTE	EL	M	RUN	CCVTV	CCV6	%R	CCV7	%R	CCV8	%R	CCV9	%R	CCV10	%R	CCV11	%R
Antimony	SB	ICP	IP100921	2000.0	1971.65	98.6	1936.43	96.8	1919.14	96.0						
Arsenic	AS	ICP	IP100921	2000.0	1988.09	99.4	1964.67	98.2	1940.95	97.0						
Cadmium	CD	ICP	IP100921	1000.0	986.46	98.6	967.84	96.8	972.86	97.3						
Chromium	CR	ICP	IP100921	1000.0	954.42	95.4	942.63	94.3	942.49	94.2						
Copper	CU	ICP	IP100921	1000.0	1043.09	104.3	1041.11	104.1	1041.45	104.1						
Lead	PB	ICP	IP100921	2000.0	2008.74	100.4	1982.19	99.1	1968.66	98.4						
Mercury	HG	CVA	HG100902	4.0												
Nickel	NI	ICP	IP100921	1000.0	971.57	97.2	960.82	96.1	955.33	95.5						
Silver	AG	ICP	IP100921	1000.0	999.48	99.9	999.69	100.0	998.79	99.9						
Zinc	ZN	ICP	IP100921	1000.0	1009.30	100.9	996.96	99.7	992.83	99.3						

1342

Control Limits: Mercury 80-120; Other Metals 90-110

Calibration Verification

ANALYTICAL RESOURCES INCORPORATED

CLIENT: Anchor Environmental

PROJECT: Kimberly Clark Anaco

SDG: LR71

UNITS:ug/L

ANALYTE	EL	M	RUN	ICVTV	ICV	%R	CCVTV	CCV1	%R	CCV2	%R	CCV3	%R	CCV4	%R	CCV5	%R
Antimony	SB	ICP	IP101021	2000.0	2002.48	100.1	2000.0	1993.66	99.7	1996.37	99.8	1968.86	98.4				
Arsenic	AS	ICP	IP101021	2000.0	1984.95	99.2	2000.0	1999.33	100.0	2001.63	100.1	1991.81	99.6				
Cadmium	CD	ICP	IP101021	1000.0	1006.49	100.6	1000.0	987.48	98.7	987.04	98.7	981.34	98.1				
Chromium	CR	ICP	IP101021	1000.0	963.93	96.4	1000.0	961.14	96.1	964.43	96.4	953.91	95.4				
Copper	CU	ICP	IP101021	1000.0	1058.54	105.9	1000.0	1057.96	105.8	1058.29	105.8	1053.72	105.4				
Lead	PB	ICP	IP101021	2000.0	2015.52	100.8	2000.0	1974.94	98.7	2003.74	100.2	1998.29	99.9				
Nickel	NI	ICP	IP101021	1000.0	974.03	97.4	1000.0	969.29	96.9	974.96	97.5	963.86	96.4				
Silver	AG	ICP	IP101021	1000.0	1009.22	100.9	1000.0	1013.64	101.4	1011.06	101.1	1007.69	100.8				
Zinc	ZN	ICP	IP101021	1000.0	992.75	99.3	1000.0	983.67	98.4	991.66	99.2	984.75	98.5				

1343

Control Limits: Mercury 80-120; Other Metals 90-110

CRDL Standard

ANALYTICAL RESOURCES INCORPORATED

CLIENT: Anchor Environmental

PROJECT: Kimberly Clark Anaco

SDG: LR71

UNITS:ug/L

ANALYTE	EL	M	RUN	CRA/I TV	CR-1	%R	CR-2	%R	CR-3	%R	CR-4	%R	CR-5	%R	CR-6	%R
Antimony	SB	ICP	IP100921	50.0	50.30	**100.6**										
Arsenic	AS	ICP	IP100921	50.0	57.43	**114.9**										
Cadmium	CD	ICP	IP100921	2.0	2.00	**100.0**										
Chromium	CR	ICP	IP100921	5.0	5.55	**111.0**										
Copper	CU	ICP	IP100921	2.0	2.94	**147.0**										
Lead	PB	ICP	IP100921	20.0	20.51	**102.6**										
Mercury	HG	CVA	HG100902	0.1	0.11	**110.0**										
Nickel	NI	ICP	IP100921	10.0	11.70	**117.0**										
Silver	AG	ICP	IP100921	3.0	3.28	**109.3**										
Zinc	ZN	ICP	IP100921	10.0	10.56	**105.6**										

1344

Control Limits: no control limits have been established by the EPA at this time.

CRDL Standard

ANALYTICAL RESOURCES INCORPORATED

CLIENT: Anchor Environmental

PROJECT: Kimberly Clark Anaco

SDG: LR71

UNITS:ug/L

ANALYTE	EL	M	RUN	CRA/I TV	CR-1	%R	CR-2	%R	CR-3	%R	CR-4	%R	CR-5	%R	CR-6	%R
Antimony	SB	ICP	IP101021	50.0	54.08	**108.2**										
Arsenic	AS	ICP	IP101021	50.0	56.82	**113.6**										
Cadmium	CD	ICP	IP101021	2.0	1.98	**99.0**										
Chromium	CR	ICP	IP101021	5.0	5.43	**108.6**										
Copper	CU	ICP	IP101021	2.0	2.33	**116.5**										
Lead	PB	ICP	IP101021	20.0	20.42	**102.1**										
Nickel	NI	ICP	IP101021	10.0	17.03	**170.3**										
Silver	AG	ICP	IP101021	3.0	3.48	**116.0**										
Zinc	ZN	ICP	IP101021	10.0	10.09	**100.9**										

Control Limits: no control limits have been established by the EPA at this time.

Calibration Blanks

ANALYTICAL RESOURCES INCORPORATED

CLIENT: Anchor Environmental

PROJECT: Kimberly Clark Anaco

SDG: LR71

UNITS:ug/L

ANALYTE	EL	METH	RUN	CRDL	IDL	ICB	C	CCB1	C	CCB2	C	CCB3	C	CCB4	C	CCB5	C
Antimony	SB	ICP	IP100921	60.0	50.0	50.0	U	50.0	U	50.0	U	50.0	U	50.0	U	50.0	U
Arsenic	AS	ICP	IP100921	10.0	50.0	50.0	U	50.0	U	50.0	U	50.0	U	50.0	U	50.0	U
Cadmium	CD	ICP	IP100921	5.0	2.0	2.0	U	2.0	U	2.0	U	2.0	U	2.0	U	2.0	U
Chromium	CR	ICP	IP100921	10.0	5.0	5.0	U	5.0	U	5.0	U	5.0	U	5.0	U	5.0	U
Copper	CU	ICP	IP100921	25.0	2.0	2.0	U	2.0	U	2.0	U	2.0	U	2.0	U	2.0	U
Lead	PB	ICP	IP100921	3.0	20.0	20.0	U	20.0	U	20.0	U	20.0	U	20.0	U	20.0	U
Mercury	HG	CVA	HG100902	0.2	0.1	0.1	U	0.1	U	0.1	U	0.1	U				
Nickel	NI	ICP	IP100921	40.0	10.0	10.0	U	10.0	U	10.0	U	10.0	U	10.0	U	10.0	U
Silver	AG	ICP	IP100921	10.0	3.0	3.0	U	3.0	U	3.0	U	3.0	U	3.0	U	3.0	U
Zinc	ZN	ICP	IP100921	20.0	10.0	10.0	U	10.0	U	10.0	U	16.5	B	10.0	U	10.0	U

Calibration Blanks

ANALYTICAL RESOURCES INCORPORATED

CLIENT: Anchor Environmental

PROJECT: Kimberly Clark Anaco

SDG: LR71

UNITS:ug/L

ANALYTE	EL	METH	RUN	CRDL	IDL	CCB6	C	CCB7	C	CCB8	C	CCB9	C	CCB10	C	CCB11	C
Antimony	SB	ICP	IP100921	60.0	50.0	50.0	U	50.0	U	50.0	U						
Arsenic	AS	ICP	IP100921	10.0	50.0	50.0	U	50.0	U	50.0	U						
Cadmium	CD	ICP	IP100921	5.0	2.0	2.0	U	2.0	U	2.0	U						
Chromium	CR	ICP	IP100921	10.0	5.0	5.0	U	5.0	U	5.0	U						
Copper	CU	ICP	IP100921	25.0	2.0	2.0	U	2.0	U	2.0	U						
Lead	PB	ICP	IP100921	3.0	20.0	20.0	U	20.0	U	20.0	U						
Mercury	HG	CVA	HG100902	0.2	0.1												
Nickel	NI	ICP	IP100921	40.0	10.0	10.0	U	10.0	U	10.0	U						
Silver	AG	ICP	IP100921	10.0	3.0	3.0	U	3.0	U	3.0	U						
Zinc	ZN	ICP	IP100921	20.0	10.0	10.0	U	10.0	U	10.0	U						

1347

Calibration Blanks

ANALYTICAL RESOURCES INCORPORATED

CLIENT: Anchor Environmental

PROJECT: Kimberly Clark Anaco

SDG: LR71

UNITS:ug/L

ANALYTE	EL	METH	RUN	CRDL	IDL	ICB	C	CCB1	C	CCB2	C	CCB3	C	CCB4	C	CCB5	C
Antimony	SB	ICP	IP101021	60.0	50.0	50.0	U	50.0	U	50.0	U	50.0	U				
Arsenic	AS	ICP	IP101021	10.0	50.0	50.0	U	50.0	U	50.0	U	50.0	U				
Cadmium	CD	ICP	IP101021	5.0	2.0	2.0	U	2.0	U	2.0	U	2.0	U				
Chromium	CR	ICP	IP101021	10.0	5.0	5.0	U	5.0	U	5.0	U	5.0	U				
Copper	CU	ICP	IP101021	25.0	2.0	2.0	U	2.0	U	2.0	U	2.0	U				
Lead	PB	ICP	IP101021	3.0	20.0	20.0	U	20.0	U	20.0	U	20.0	U				
Nickel	NI	ICP	IP101021	40.0	10.0	10.0	U	10.0	U	10.0	U	10.0	U				
Silver	AG	ICP	IP101021	10.0	3.0	3.0	U	3.0	U	3.0	U	3.0	U				
Zinc	ZN	ICP	IP101021	20.0	10.0	10.0	U	10.0	U	10.0	U	10.0	U				

ICP Interference Check Sample

ANALYTICAL RESOURCES INCORPORATED

CLIENT: Anchor Environmental

ICS SOURCE: I.V.

PROJECT: Kimberly Clark Anaco

RUNID: IP100921

SDG: LR71

INSTRUMENT ID: OPTIMA ICP 1

UNITS: ug/L

ANALYTE	ICSA TV	ICSAB TV	ICSA1	ICSAB1	%R	ICSA2	ICSAB2	%R	ICSA3	ICSAB3	%R
Aluminum	200000	200000	197828.8	199980.3	**100.0**						
Antimony		1000	-3.0	1036.4	**103.6**						
Arsenic		1000	15.7	1044.8	**104.5**						
Barium		1000	1.1	969.6	**97.0**						
Beryllium		1000	-0.1	1018.7	**101.9**						
Boron			12.1	14.8							
Cadmium		1000	0.2	1009.7	**101.0**						
Calcium	100000	100000	98764.2	99078.9	**99.1**						
Chromium		1000	3.6	966.3	**96.6**						
Cobalt		1000	-2.0	943.0	**94.3**						
Copper		1000	0.3	1084.6	**108.5**						
Iron	200000	200000	198688.8	198057.9	**99.0**						
Lead		1000	-5.6	982.9	**98.3**						
Magnesium	100000	100000	102155.2	102236.5	**102.2**						
Manganese		1000	0.5	988.2	**98.8**						
Molybdenum			6.0	5.1							
Nickel		1000	0.8	957.5	**95.8**						
Potassium			17.5	106.7							
Selenium		1000	-49.2	973.9	**97.4**						
Silicon			-8.7	-12.6							
Silver		1000	0.7	1070.6	**107.1**						
Sodium			13.9	13.2							
Strontium			0.1	-0.3							
Thallium		1000	-27.2	939.5	**94.0**						
Tin			-9.8	-13.0							
Titanium			5.7	5.5							
Vanadium		1000	-0.1	1021.1	**102.1**						
Zinc		1000	-10.6	940.5	**94.1**						

1349

ICP Interference Check Sample

ANALYTICAL RESOURCES INCORPORATED

CLIENT: Anchor Environmental

PROJECT: Kimberly Clark Anaco

SDG: LR71

ICS SOURCE: I.V.

RUNID: IP101021

INSTRUMENT ID: OPTIMA ICP 1

UNITS: ug/L

ANALYTE	ICSA TV	ICSAB TV	ICSA1	ICSAB1	%R	ICSA2	ICSAB2	%R	ICSA3	ICSAB3	%R
Aluminum	200000	200000	193438.4	194927.8	**97.5**						
Antimony		1000	1.4	1028.9	**102.9**						
Arsenic		1000	15.2	1035.6	**103.6**						
Barium		1000	1.3	960.8	**96.1**						
Beryllium		1000	-0.2	1007.5	**100.8**						
Boron			3.1	3.1							
Cadmium		1000	0.1	988.3	**98.8**						
Calcium	100000	100000	97194.1	97864.4	**97.9**						
Chromium		1000	3.7	970.1	**97.0**						
Cobalt		1000	-2.0	941.2	**94.1**						
Copper		1000	-1.2	1093.9	**109.4**						
Iron	200000	200000	195167.4	195445.1	**97.7**						
Lead		1000	-9.2	970.5	**97.1**						
Magnesium	100000	100000	97629.7	99834.2	**99.8**						
Manganese		1000	0.4	997.8	**99.8**						
Molybdenum			6.5	6.7							
Nickel		1000	2.6	951.8	**95.2**						
Potassium			52.2	189.5							
Selenium		1000	-50.7	948.8	**94.9**						
Silicon			-0.7	-1.9							
Silver		1000	1.0	1080.3	**108.0**						
Sodium			-6.8	-17.2							
Strontium			-0.2	-0.2							
Thallium		1000	-22.5	929.7	**93.0**						
Tin			-19.5	-19.0							
Titanium			7.0	6.7							
Vanadium		1000	-2.2	1035.0	**103.5**						
Zinc		1000	-11.0	936.1	**93.6**						

1350

IDLs and ICP Linear Ranges

ANALYTICAL RESOURCES INCORPORATED

CLIENT: Anchor Environmental

PROJECT: Kimberly Clark Anaco

SDG: LR71 UNITS: ug/L

ANALYTE	EL	METH	INSTRUMENT	WAVELENTH (nm)	GFA BACK-GROUND	CLP CRDL	RL	RL DATE	ICP LINEAR RANGE (ug/L)	ICP LR DATE
Antimony	SB	ICP	OPTIMA ICP 1	206.84		60	50.0	3/4/2007	30000.0	6/29/2007
Arsenic	AS	ICP	OPTIMA ICP 1	188.98		10	50.0	3/4/2007	30000.0	6/29/2007
Cadmium	CD	ICP	OPTIMA ICP 1	228.80		5	2.0	3/4/2007	20000.0	6/29/2007
Chromium	CR	ICP	OPTIMA ICP 1	267.72		10	5.0	3/4/2007	100000.0	6/29/2007
Copper	CU	ICP	OPTIMA ICP 1	324.75		25	2.0	3/4/2007	40000.0	6/29/2007
Lead	PB	ICP	OPTIMA ICP 1	220.35		3	20.0	3/4/2007	300000.0	6/29/2007
Mercury	HG	CVA	CETAC MERCURY	253.70		0.2	0.1	3/4/2007		
Nickel	NI	ICP	OPTIMA ICP 1	231.60		40	10.0	3/4/2007	100000.0	6/29/2007
Silver	AG	ICP	OPTIMA ICP 1	328.07		10	3.0	3/4/2007	5000.0	6/29/2007
Zinc	ZN	ICP	OPTIMA ICP 1	206.20		20	10.0	3/4/2007	100000.0	6/29/2007

ICP Interelement Correction Factors

ANALYTICAL RESOURCES INCORPORATED

CLIENT: Anchor Environmental

PROJECT: Kimberly Clark Anaco

IEC DATE: 9/11/2007

SDG: LR71

INSTRUMENT ID: OPTIMA ICP 1

ANALYTE	WAVELENGTH	AL	AS	BA	BE	CA	CD	CO	CR	CU	FE
Aluminum	308.22	0.0000000	0.0000000	0.0000000	0.0000000	0.0000000	0.0000000	0.0000000	0.0000000	0.0000000	0.0000000
Antimony	206.84	0.0000000	0.0000000	0.0000000	0.0000000	0.0000000	0.0000000	0.0000000	15.8994000	0.0000000	0.0000000
Arsenic	188.98	0.1736430	0.0000000	0.0000000	0.0000000	0.0637634	0.0000000	0.0000000	0.2320080	0.0000000	0.0000000
Barium	233.53	0.0000000	0.0000000	0.0000000	0.0000000	0.0000000	0.0000000	-0.2400030	0.0000000	0.0000000	0.0368432
Beryllium	313.04	0.0000000	0.0000000	0.0000000	0.0000000	0.0000000	0.0000000	0.0000000	0.0000000	0.0000000	0.0000000
Cadmium	228.80	0.0000000	6.5380200	0.0000000	0.0000000	0.0000000	0.0000000	0.0799514	0.0000000	0.0000000	0.0000000
Calcium	317.93	0.0000000	0.0000000	0.0000000	0.0000000	0.0000000	0.0000000	0.0000000	0.5252110	0.0000000	0.0000000
Chromium	267.72	0.0000000	0.0000000	0.0000000	0.0000000	0.0000000	0.0000000	-0.1972200	0.0000000	0.0000000	-0.0203533
Cobalt	228.62	0.0000000	0.0000000	0.2229450	0.0000000	0.0000000	0.0000000	0.0000000	0.0465899	0.0000000	0.0161594
Copper	324.75	0.0000000	0.0000000	0.0000000	0.0000000	0.0000000	0.0000000	-0.3418900	-0.0557763	0.0000000	-0.0955733
Iron	273.96	0.0000000	0.0000000	0.0000000	0.0000000	0.0000000	0.0000000	1.0603900	0.0000000	0.0000000	0.0000000
Lead	220.35	-0.3040220	0.0000000	0.0000000	0.0000000	0.0000000	0.0000000	0.0000000	-1.8054000	0.9580110	0.0729461
Magnesium	279.08	0.0000000	0.0000000	0.0000000	0.0000000	0.0000000	0.0000000	-1.1736200	-0.8183450	0.0000000	0.3877170
Manganese	257.61	0.0116705	0.0000000	0.0000000	0.0000000	0.0000000	0.0000000	0.0000000	0.0000000	0.0000000	-0.0061590
Molybdenum	202.03	-0.0501015	0.0000000	0.0000000	0.0000000	0.0323197	0.0000000	0.0000000	0.0897393	0.0000000	-0.0288952
Nickel	231.60	0.0000000	0.0000000	0.2190010	0.0000000	0.0000000	0.0000000	-0.1442710	0.0000000	0.0000000	0.0000000
Potassium	766.49	0.0000000	0.0000000	0.0000000	0.0000000	0.0000000	0.0000000	0.0000000	0.0000000	0.0000000	0.0000000
Selenium	196.03	-0.1519620	0.0000000	0.0000000	0.0000000	-0.1078180	0.0000000	0.0000000	0.0000000	0.0000000	-0.1681040
Silicon	288.16	0.0000000	0.0000000	0.0000000	0.0000000	0.0000000	0.0000000	0.0000000	-0.6311810	0.0000000	0.0000000
Silver	328.07	0.0000000	0.0000000	0.0000000	0.0000000	0.0000000	0.0000000	0.0000000	0.0000000	0.0000000	-0.0332853
Sodium	589.59	0.0000000	0.0000000	0.0000000	0.0000000	4.4874700	0.0000000	0.0000000	0.0000000	0.0000000	-1.6826000
Thallium	190.80	0.0000000	0.0000000	-0.5066080	0.0000000	0.0000000	0.0000000	6.1006300	0.2904360	0.0000000	0.0000000
Tin	189.93	0.0000000	0.0000000	0.0000000	0.0000000	-0.0227030	0.0000000	0.0000000	0.0000000	0.0000000	0.0664897
Titanium	334.90	0.0000000	0.0000000	0.0000000	0.0000000	0.0000000	0.0000000	0.0000000	0.2855820	0.0000000	0.0000000
Vanadium	292.40	0.0000000	0.0000000	0.0000000	0.0000000	0.0000000	0.5394910	0.0000000	-6.9386100	0.0000000	0.0784621
Zinc	206.20	0.0000000	0.0000000	0.0000000	0.0000000	-0.0281493	0.0000000	0.0000000	0.4395040	0.0000000	0.0000000

1352

ICP Interelement Correction Factors

ANALYTICAL RESOURCES INCORPORATED

CLIENT: Anchor Environmental

PROJECT: Kimberly Clark Anaco

IEC DATE: 9/11/2007

SDG: LR71

INSTRUMENT ID: OPTIMA ICP 1

ANALYTE	WAVELENGTH	MG	MN	MO	NI	PB	SB	TI	TL	V	ZN
Aluminum	308.22	0.0000000	0.0000000	24.7277000	0.0000000	0.0000000	0.0000000	1.3549700	0.0000000	14.1139000	0.000000C
Antimony	206.84	0.0000000	0.0000000	0.0000000	0.0000000	0.0000000	0.0000000	-2.3932800	0.0000000	-5.2458300	-0.294468C
Arsenic	188.98	0.0000000	0.0000000	0.0000000	0.0000000	0.0000000	0.0000000	1.7184000	0.0000000	0.3523480	0.000000C
Barium	233.53	0.0000000	0.0000000	-0.4879310	0.1719700	0.0000000	0.0000000	0.0000000	0.0000000	0.5468680	0.000000C
Beryllium	313.04	0.0000000	0.0000000	0.0000000	0.0000000	0.0000000	0.0000000	0.0184976	0.0000000	2.2751300	0.000000C
Cadmium	228.80	0.0000000	0.0000000	0.0000000	-0.2843050	0.0000000	0.0000000	0.0000000	0.0000000	0.0956422	0.000000C
Calcium	317.93	0.0000000	0.0000000	0.0000000	0.0000000	0.0000000	0.0000000	0.0000000	0.0000000	0.0000000	0.000000C
Chromium	267.72	0.0000000	0.2191670	0.0000000	0.0000000	0.0000000	0.0000000	0.0000000	0.0000000	0.0000000	0.000000C
Cobalt	228.62	0.0000000	0.0000000	-0.7459860	0.0329157	0.0000000	0.0000000	1.9975100	0.0000000	0.0000000	0.000000C
Copper	324.75	0.0043691	0.0000000	0.3972830	0.0000000	0.0000000	0.0000000	0.2197220	0.0000000	0.0000000	0.000000C
Iron	273.96	0.0000000	0.0000000	0.0000000	0.0000000	0.0000000	0.0000000	0.0000000	0.0000000	2.3594600	0.000000C
Lead	220.35	0.0000000	0.0000000	0.0000000	0.1454220	0.0000000	0.0000000	0.0000000	0.0000000	0.0000000	0.000000C
Magnesium	279.08	0.0000000	0.0000000	-2.1647300	0.0000000	0.0000000	0.0000000	0.0000000	0.0000000	0.0000000	0.000000C
Manganese	257.61	0.0149747	0.0000000	0.0000000	0.0000000	-0.5479230	0.0000000	0.0000000	0.0000000	-0.0298108	0.000000C
Molybdenum	202.03	0.0000000	0.0000000	0.0000000	0.0000000	0.0000000	0.0000000	0.0000000	0.0000000	0.0000000	0.000000C
Nickel	231.60	0.0000000	0.0000000	0.0000000	0.0000000	0.0000000	-0.8214710	0.0000000	0.4070980	0.0000000	0.000000C
Potassium	766.49	0.0000000	0.0000000	0.0000000	0.0000000	0.0000000	0.0000000	0.0000000	0.0000000	0.0000000	0.000000C
Selenium	196.03	0.0000000	0.0000000	0.0000000	1.0052400	0.0000000	0.0000000	0.0000000	0.0000000	0.5995880	0.000000C
Silicon	288.16	0.0000000	0.0000000	-2.1224700	0.0000000	0.0000000	0.0000000	0.0000000	0.0000000	0.0000000	0.000000C
Silver	328.07	0.0000000	0.0000000	0.0000000	0.0000000	0.0000000	0.0000000	0.0000000	0.0000000	-0.1162180	0.000000C
Sodium	589.59	0.0000000	0.0000000	0.0000000	0.0000000	0.0000000	0.0000000	88.5260000	0.0000000	0.0000000	24.630000C
Thallium	190.80	0.0000000	1.1495200	0.0000000	0.0000000	0.0000000	0.0000000	1.1376800	0.0000000	4.1882000	0.000000C
Tin	189.93	-0.0552105	0.0000000	0.0000000	0.0000000	0.0000000	0.0000000	-0.2965780	0.0000000	0.0000000	0.000000C
Titanium	334.90	0.0000000	0.0000000	0.7542970	0.0000000	0.0000000	0.0000000	0.0000000	0.0000000	0.0000000	0.000000C
Vanadium	292.40	0.0000000	-0.1199480	-5.5050200	0.0000000	0.0000000	0.0000000	0.8547440	0.0000000	0.0000000	0.000000C
Zinc	206.20	-0.0230610	0.0000000	0.3351940	0.0000000	-0.0772292	0.0000000	0.0000000	0.0000000	0.0000000	0.000000C

1353

Preparation Log

ANALYTICAL RESOURCES INCORPORATED

CLIENT: Anchor Environmental

PROJECT: Kimberly Clark Anaco

SDG: LR71

ANALYSIS METHOD: ICP

ARI PREP CODE: SWC

PREPDATE: 10/5/2007

CLIENT ID	ARI ID	MASS (g)	INITIAL VOLUME (mL)	FINAL VOLUME (mL)
AN-SS-01-070927	LR71A	1.052	0.0	50.0
AN-SS-01-070927D	LR71ADUP	1.053	0.0	50.0
AN-SS-01-070927S	LR71ASPK	1.054	0.0	50.0
AN-SS-02-070927	LR71B	1.069	0.0	50.0
AN-SS-03-070928	LR71C	1.057	0.0	50.0
AN-SS-07-070928	LR71D	1.037	0.0	50.0
AN-SS-10-070928	LR71E	1.088	0.0	50.0
AN-SS-11-070928	LR71F	1.044	0.0	50.0
AN-SS-04	LR71H	1.026	0.0	50.0
AN-SS-05	LR71I	1.034	0.0	50.0
AN-SS-06	LR71J	1.039	0.0	50.0
AN-SS-08	LR71K	1.099	0.0	50.0
AN-SS-09	LR71L	1.027	0.0	50.0
PBS	LR71MB	1.000	0.0	50.0
LCSS	LR71MBSPK	1.000	0.0	50.0

Preparation Log

ANALYTICAL RESOURCES INCORPORATED

CLIENT: Anchor Environmental

PROJECT: Kimberly Clark Anaco

SDG: LR71

ANALYSIS METHOD: CVA

ARI PREP CODE: SMM

PREPDATE: 10/5/2007

CLIENT ID	ARI ID	MASS (g)	INITIAL VOLUME (mL)	FINAL VOLUME (mL)
AN-SS-01-070927	LR71A	0.248	0.0	100.0
AN-SS-01-070927D	LR71ADUP	0.249	0.0	100.0
AN-SS-01-070927S	LR71ASPK	0.250	0.0	100.0
AN-SS-02-070927	LR71B	0.294	0.0	100.0
AN-SS-03-070928	LR71C	0.208	0.0	100.0
AN-SS-07-070928	LR71D	0.204	0.0	100.0
AN-SS-10-070928	LR71E	0.232	0.0	100.0
AN-SS-11-070928	LR71F	0.242	0.0	100.0
AN-SS-04	LR71H	0.250	0.0	100.0
AN-SS-05	LR71I	0.290	0.0	100.0
AN-SS-06	LR71J	0.259	0.0	100.0
AN-SS-08	LR71K	0.207	0.0	100.0
AN-SS-09	LR71L	0.291	0.0	100.0
PBS	LR71MB	0.200	0.0	100.0
LCSW	LR71MBSPK	0.200	0.0	100.0

Analysis Run Log

ANALYTICAL RESOURCES INCORPORATED

CLIENT: Anchor Environmental

PROJECT: Kimberly Clark Anaco | INSTRUMENT ID: OPTIMA ICP 1 | START DATE: 10/9/2007

SDG: LR71 | RUNID: IP100921 | METHOD: ICP | END DATE: 10/9/2007

CLIENT ID	ARI ID	DIL.	TIME	%R	AG	AL	AS	B	BA	BE	CA	CD	CO	CR	CU	FE	HG	K	MG	MN	MO	NA	NI	PB	SB	SE	SI	SN	TI	TL	U	V	ZN
S0	S0	1.00	11395		X		X					X		X	X								X	X	X								X
S2	S2	1.00	11462									X		X	X																		
S3	S3	1.00	11504		X		X																X	X									X
S4	S4	1.00	11553																						X								
S5	S5	1.00	12002																														
ICV	ICV	1.00	12190		X		X					X		X	X								X	X	X								X
ICB	ICB	1.00	12253		X		X					X		X	X								X	X	X								X
CRI	CRII	1.00	12320		X		X					X		X	X								X	X	X								X
ICSA	ICSAI	1.00	12384		X		X					X		X	X								X	X	X								X
ICSAB	ICSABI	1.00	12451		X		X					X		X	X								X	X	X								X
CCV	CCV1	1.00	12514		X		X					X		X	X								X	X	X								X
CCB	CCB1	1.00	12582		X		X					X		X	X								X	X	X								X
ZZZZZZ	IDL1	1.00	13045																														
ZZZZZZ	IDL2	1.00	13112																														
ZZZZZZ	IDL3	1.00	13175																														
ZZZZZZ	IDL4	1.00	13242																														
ZZZZZZ	IDL5	1.00	13310																														
ZZZZZZ	IDL6	1.00	13373																														
ZZZZZZ	IDL7	1.00	13440																														
ZZZZZZ	IDL8	1.00	13503																														
ZZZZZZ	IDL9	1.00	13571																														
ZZZZZZ	IDL10	1.00	14034																														
CCV	CCV2	1.00	14101		X		X					X		X	X								X	X	X								X
CCB	CCB2	1.00	14165		X		X					X		X	X								X	X	X								X
ZZZZZZ	LR67MBSPK	2.00	14214																														
ZZZZZZ	LR67B	2.00	14282																														
ZZZZZZ	LR67C	2.00	14344																														
ZZZZZZ	LR67D	2.00	14411																														
ZZZZZZ	LR67E	2.00	14473																														
ZZZZZZ	LR67F	2.00	14541																														
ZZZZZZ	LR67ADUP	2.00	15003																														
ZZZZZZ	LR67A	5.00	15080																														
ZZZZZZ	LR67ASPK	5.00	15143																														
ZZZZZZ	LR67MB	2.00	15205																														
CCV	CCV3	1.00	15272		X		X					X		X	X								X	X	X								X

FORM XIV

Analysis Run Log

ANALYTICAL RESOURCES INCORPORATED

CLIENT: Anchor Environmental

PROJECT: Kimberly Clark Anaco | INSTRUMENT ID: OPTIMA ICP 1 | START DATE: 10/9/2007

SDG: LR71 | RUNID: IP100921 | METHOD: ICP | END DATE: 10/9/2007

CLIENT ID	ARI ID	DIL.	TIME	%R	AG	AL	AS	B	BA	BE	CA	CD	CO	CR	CU	FE	HG	K	MG	MN	MO	NA	NI	PB	SB	SE	SI	SN	TI	TL	U	V	ZN
CCB	CCB3	1.00	15335		X		X					X		X	X								X	X	X								X
CCV	CCV4	1.00	15442		X		X					X		X	X								X	X	X								X
CCB	CCB4	1.00	15510		X		X					X		X	X								X	X	X								X
ZZZZZZ	LR67L	2.00	15573																														
ZZZZZZ	LR67M	2.00	16040																														
ZZZZZZ	LR67N	2.00	16102																														
ZZZZZZ	LR67O	2.00	16165																														
ZZZZZZ	LR67P	2.00	16232																														
ZZZZZZ	LR67Q	2.00	16294																														
ZZZZZZ	LR67S	2.00	16362																														
ZZZZZZ	LR67T	2.00	16424																														
ZZZZZZ	LR67U	2.00	16490																														
ZZZZZZ	LR67V	2.00	16552																														
CCV	CCV5	1.00	17015		X		X					X		X	X								X	X	X								X
CCB	CCB5	1.00	17083		X		X					X		X	X								X	X	X								X
PBS	LR71MB	2.00	17150		X		X					X		X	X								X	X	X								X
ZZZZZZ	LR67W	2.00	17214																														
ZZZZZZ	LR67X	2.00	17282																														
AN-SS-02-070927	LR71B	2.00	17345		X		X					X		X	X								X	X	X								X
AN-SS-03-070928	LR71C	2.00	17413		X		X					X		X	X								X	X	X								X
AN-SS-07-070928	LR71D	2.00	17483		X		X					X		X	X								X	X	X								X
AN-SS-01-070927D	LR71ADUP	2.00	17550		X		X					X		X	X								X	X	X								X
AN-SS-01-070927	LR71A	2.00	18014		X		X					X		X	X								X	X	X								X
AN-SS-01-070927S	LR71ASPK	2.00	18082		X		X					X		X	X								X	X	X								X
LCSS	LR71MBSPK	2.00	18145		X		X					X		X	X								X	X	X								X
CCV	CCV6	1.00	18212		X		X					X		X	X								X	X	X								X
CCB	CCB6	1.00	18280		X		X					X		X	X								X	X	X								X
ZZZZZZ	LS71MB	2.00	18343																														
ZZZZZZ	LR67D	2.00	18410																														
ZZZZZZ	LS71B	2.00	18473																														
ZZZZZZ	LS71C	2.00	18535																														
ZZZZZZ	LS71D	2.00	19001																														
ZZZZZZ	LS71E	2.00	19063																														
ZZZZZZ	LS71ADUP	2.00	19125																														
ZZZZZZ	LS71A	2.00	19191																														

FORM XIV

Analysis Run Log

ANALYTICAL RESOURCES INCORPORATED

CLIENT: Anchor Environmental

PROJECT: Kimberly Clark Anaco | INSTRUMENT ID: OPTIMA ICP 1 | START DATE: 10/9/2007

SDG: LR71 | RUNID: IP100921 | METHOD: ICP | END DATE: 10/9/2007

CLIENT ID	ARI ID	DIL.	TIME	%R	AG	AL	AS	B	BA	BE	CA	CD	CO	CR	CU	FE	HG	K	MG	MN	MO	NA	NI	PB	SB	SE	SI	SN	TI	TL	U	V	ZN
ZZZZZZ	LS71ASPK	2.00	19254																														
ZZZZZZ	LS71MBSPK	2.00	19320																														
CCV	CCV7	1.00	19384		X		X					X		X	X								X	X	X								X
CCB	CCB7	1.00	19451		X		X					X		X	X								X	X	X								X
ZZZZZZ	LR67MB	2.00	19514																														
ZZZZZZ	LR67C	2.00	19582																														
ZZZZZZ	LR67E	2.00	20045																														
AN-SS-10-070928	LR71E	2.00	20113		X		X					X		X	X								X	X	X								X
AN-SS-11-070928	LR71F	2.00	20182		X		X					X		X	X								X	X	X								X
AN-SS-04	LR71H	2.00	20250																														
AN-SS-05	LR71I	2.00	20312		X		X					X		X	X								X	X	X								X
AN-SS-06	LR71J	2.00	20375		X		X					X		X	X								X	X	X								X
AN-SS-08	LR71K	2.00	20443		X		X					X		X	X								X	X	X								X
AN-SS-09	LR71L	2.00	20511		X		X					X		X	X								X	X	X								X
CCV	CCV8	1.00	20574		X		X					X		X	X								X	X	X								X
CCB	CCB8	1.00	21041		X		X					X		X	X								X	X	X								X

1358

Analysis Run Log

ANALYTICAL RESOURCES INCORPORATED

CLIENT: Anchor Environmental

PROJECT: Kimberly Clark Anaco | INSTRUMENT ID: OPTIMA ICP 1 | START DATE: 10/10/2007

SDG: LR71 | RUNID: IP101021 | METHOD: ICP | END DATE: 10/10/2007

CLIENT ID	ARI ID	DIL.	TIME	%R	AG	AL	AS	B	BA	BE	CA	CD	CO	CR	CU	FE	HG	K	MG	MN	MO	NA	NI	PB	SB	SE	SI	SN	TI	TL	U	V	ZN
S0	S0	1.00	10375		X		X					X		X	X								X	X	X								X
S2	S2	1.00	10442									X		X	X																		
S3	S3	1.00	10484		X		X																X	X									X
S4	S4	1.00	10533																						X								
S5	S5	1.00	10582																														
ICV	ICV	1.00	11182		X		X					X		X	X								X	X	X								X
ICB	ICB	1.00	11250		X		X					X		X	X								X	X	X								X
ZZZZZZ	ZZZZZZ	1.00	11313																														
S0	S0	1.00	11372		X		X					X		X	X								X	X	X								X
CCV	CCV1	1.00	11422		X		X					X		X	X								X	X	X								X
CCB	CCB1	1.00	11485		X		X					X		X	X								X	X	X								X
CRI	CRII	1.00	11552		X		X					X		X	X								X	X	X								X
ICSA	ICSAI	1.00	12020		X		X					X		X	X								X	X	X								X
ICSAB	ICSABI	1.00	12083		X		X					X		X	X								X	X	X								X
CCV	CCV2	1.00	12150		X		X					X		X	X								X	X	X								X
CCB	CCB2	1.00	12214		X		X					X		X	X								X	X	X								X
ZZZZZZ	LS34MB	1.00	12281																														
ZZZZZZ	LS96MB	5.00	12344																														
ZZZZZZ	LS96B	5.00	12413																														
ZZZZZZ	LS96ADUP	5.00	12482																														
ZZZZZZ	LS96A	5.00	12551																														
ZZZZZZ	LS96ASPK	5.00	13020																														
ZZZZZZ	LS34A	1.00	13085																														
ZZZZZZ	LS34ASPK	1.00	13154																														
AN-SS-04	LR71H	5.00	13222		X		X					X		X	X								X	X	X								X
ZZZZZZ	LS34MBSPK	1.00	13290																														
CCV	CCV3	1.00	13353		X		X					X		X	X								X	X	X								X
CCB	CCB3	1.00	13420		X		X					X		X	X								X	X	X								X

1359

Analysis Run Log

ANALYTICAL RESOURCES INCORPORATED

CLIENT: Anchor Environmental

PROJECT: Kimberly Clark Anaco | INSTRUMENT ID: CETAC MERCURY | START DATE: 10/9/2007

SDG: LR71 | RUNID: HG100902 | METHOD: CVA | END DATE: 10/9/2007

CLIENT ID	ARI ID	DIL.	TIME	%R	AG	AL	AS	B	BA	BE	CA	CD	CO	CR	CU	FE	HG	K	MG	MN	MO	NA	NI	PB	SB	SE	SI	SN	TI	TL	U	V	ZN
S0	S0	1.00	10544														X																
S0.1	S0.1	1.00	10561														X																
S0.5	S0.5	1.00	10575														X																
S1	S1	1.00	10593														X																
S2	S2	1.00	11011														X																
S5	S5	1.00	11024														X																
S10	S10	1.00	11042														X																
ICV	AICV	1.00	11073														X																
ICB	ICB	1.00	11091														X																
CCV	ACCV1	1.00	11104														X																
CCB	CCB1	1.00	11122														X																
CRA	CRA	1.00	11140														X																
PBW	LR71MB	1.00	11154														X																
LCSW	LR71MBSPK	1.00	11171														X																
AN-SS-01-070927	LR71A	1.00	11185														X																
AN-SS-01-070927D	LR71ADUP	1.00	11203														X																
AN-SS-01-070927S	LR71ASPK	1.00	11220														X																
AN-SS-02-070927	LR71B	1.00	11234														X																
AN-SS-03-070928	LR71C	1.00	11252														X																
AN-SS-07-070928	LR71D	1.00	11265														X																
AN-SS-10-070928	LR71E	1.00	11283														X																
CCV	ACCV2	1.00	11301														X																
CCB	CCB2	1.00	11315														X																
AN-SS-11-070928	LR71F	1.00	11333														X																
AN-SS-04	LR71H	1.00	11350														X																
AN-SS-05	LR71I	1.00	11364														X																
AN-SS-06	LR71J	1.00	11381														X																
AN-SS-08	LR71K	1.00	11395														X																
AN-SS-09	LR71L	1.00	11413														X																
ZZZZZZ	LR67MB	1.00	11430																														
ZZZZZZ	LR67MBSPK	1.00	11444																														
ZZZZZZ	LR67A	1.00	11462																														
ZZZZZZ	LR67ADUP	1.00	11480																														
CCV	ACCV3	1.00	11494														X																
CCB	CCB3	1.00	11512														X																

FORM XIV

Metals Analysis
Sample Data

prepared
for

ANCHOR ENVIRONMENTAL

Project : KIMBERLY CLARK ANACORTES

ARI JOB NO. LR71

prepared
by

Analytical Resources, Inc.

ANALYTICAL RESOURCES INCORPORATED

INORGANICS ANALYSIS DATA SHEET
TOTAL METALS
Page 1 of 1

Sample ID: AN-SS-01-070927
SAMPLE

Lab Sample ID: LR71A
LIMS ID: 07-20766
Matrix: Sediment
Data Release Authorized:
Reported: 10/11/07

QC Report No: LR71-Anchor Environmental, LLC
Project: Kimberly Clark Anacortes

Date Sampled: 09/27/07
Date Received: 09/29/07

Percent Total Solids: 55.8%

Prep Meth	Prep Date	Analysis Method	Analysis Date	CAS Number	Analyte	RL	mg/kg-dry	Q
3050B	10/05/07	6010B	10/09/07	7440-36-0	Antimony	9	9	U
3050B	10/05/07	6010B	10/09/07	7440-38-2	Arsenic	9	9	U
3050B	10/05/07	6010B	10/09/07	**7440-43-9**	**Cadmium**	0.3	**0.9**	
3050B	10/05/07	6010B	10/09/07	**7440-47-3**	**Chromium**	0.9	**20.1**	
3050B	10/05/07	6010B	10/09/07	**7440-50-8**	**Copper**	0.3	**26.2**	
3050B	10/05/07	6010B	10/09/07	**7439-92-1**	**Lead**	3	**8**	
CLP	10/05/07	7471A	10/09/07	7439-97-6	Mercury	0.07	0.07	U
3050B	10/05/07	6010B	10/09/07	**7440-02-0**	**Nickel**	2	**14**	
3050B	10/05/07	6010B	10/09/07	7440-22-4	Silver	0.5	0.5	U
3050B	10/05/07	6010B	10/09/07	**7440-66-6**	**Zinc**	2	**45**	

U-Analyte undetected at given RL
RL-Reporting Limit

ANALYTICAL RESOURCES INCORPORATED

INORGANICS ANALYSIS DATA SHEET
TOTAL METALS
Page 1 of 1

Sample ID: AN-SS-02-070927
SAMPLE

Lab Sample ID: LR71B
LIMS ID: 07-20767
Matrix: Sediment
Data Release Authorized:
Reported: 10/11/07

QC Report No: LR71-Anchor Environmental, LLC
Project: Kimberly Clark Anacortes

Date Sampled: 09/27/07
Date Received: 09/29/07

Percent Total Solids: 50.6%

Prep Meth	Prep Date	Analysis Method	Analysis Date	CAS Number	Analyte	RL	mg/kg-dry	Q
3050B	10/05/07	6010B	10/09/07	7440-36-0	Antimony	9	9	U
3050B	10/05/07	6010B	10/09/07	7440-38-2	Arsenic	9	9	U
3050B	10/05/07	6010B	10/09/07	**7440-43-9**	**Cadmium**	0.4	**0.9**	
3050B	10/05/07	6010B	10/09/07	**7440-47-3**	**Chromium**	0.9	**20.2**	
3050B	10/05/07	6010B	10/09/07	**7440-50-8**	**Copper**	0.4	**153**	
3050B	10/05/07	6010B	10/09/07	**7439-92-1**	**Lead**	4	**33**	
CLP	10/05/07	7471A	10/09/07	**7439-97-6**	**Mercury**	0.07	**0.19**	
3050B	10/05/07	6010B	10/09/07	**7440-02-0**	**Nickel**	2	**16**	
3050B	10/05/07	6010B	10/09/07	7440-22-4	Silver	0.6	0.6	U
3050B	10/05/07	6010B	10/09/07	**7440-66-6**	**Zinc**	2	**65**	

U-Analyte undetected at given RL
RL-Reporting Limit

ANALYTICAL RESOURCES INCORPORATED

INORGANICS ANALYSIS DATA SHEET
TOTAL METALS
Page 1 of 1

Sample ID: AN-SS-03-070928
SAMPLE

Lab Sample ID: LR71C
LIMS ID: 07-20768
Matrix: Sediment
Data Release Authorized:
Reported: 10/11/07

QC Report No: LR71-Anchor Environmental, LLC
Project: Kimberly Clark Anacortes

Date Sampled: 09/28/07
Date Received: 09/29/07

Percent Total Solids: 65.9%

Prep Meth	Prep Date	Analysis Method	Analysis Date	CAS Number	Analyte	RL	mg/kg-dry	Q
3050B	10/05/07	6010B	10/09/07	7440-36-0	Antimony	7	7	U
3050B	10/05/07	6010B	10/09/07	7440-38-2	Arsenic	7	7	U
3050B	10/05/07	6010B	10/09/07	**7440-43-9**	**Cadmium**	0.3	**0.4**	
3050B	10/05/07	6010B	10/09/07	**7440-47-3**	**Chromium**	0.7	**12.1**	
3050B	10/05/07	6010B	10/09/07	**7440-50-8**	**Copper**	0.3	**58.2**	
3050B	10/05/07	6010B	10/09/07	**7439-92-1**	**Lead**	3	**6**	
CLP	10/05/07	7471A	10/09/07	7439-97-6	Mercury	0.07	0.07	U
3050B	10/05/07	6010B	10/09/07	**7440-02-0**	**Nickel**	1	**10**	
3050B	10/05/07	6010B	10/09/07	7440-22-4	Silver	0.4	0.4	U
3050B	10/05/07	6010B	10/09/07	**7440-66-6**	**Zinc**	1	**30**	

U-Analyte undetected at given RL
RL-Reporting Limit

ANALYTICAL RESOURCES INCORPORATED

INORGANICS ANALYSIS DATA SHEET
TOTAL METALS
Page 1 of 1

Sample ID: AN-SS-07-070928
SAMPLE

Lab Sample ID: LR71D
LIMS ID: 07-20769
Matrix: Sediment
Data Release Authorized:
Reported: 10/11/07

QC Report No: LR71-Anchor Environmental, LLC
Project: Kimberly Clark Anacortes

Date Sampled: 09/28/07
Date Received: 09/29/07

Percent Total Solids: 67.8%

Prep Meth	Prep Date	Analysis Method	Analysis Date	CAS Number	Analyte	RL	mg/kg-dry	Q
3050B	10/05/07	6010B	10/09/07	7440-36-0	Antimony	7	7	U
3050B	10/05/07	6010B	10/09/07	7440-38-2	Arsenic	7	7	U
3050B	10/05/07	6010B	10/09/07	**7440-43-9**	**Cadmium**	0.3	**0.4**	
3050B	10/05/07	6010B	10/09/07	**7440-47-3**	**Chromium**	0.7	**14.9**	
3050B	10/05/07	6010B	10/09/07	**7440-50-8**	**Copper**	0.3	**69.7**	
3050B	10/05/07	6010B	10/09/07	**7439-92-1**	**Lead**	3	**15**	
CLP	10/05/07	7471A	10/09/07	**7439-97-6**	**Mercury**	0.07	**0.14**	
3050B	10/05/07	6010B	10/09/07	**7440-02-0**	**Nickel**	1	**13**	
3050B	10/05/07	6010B	10/09/07	7440-22-4	Silver	0.4	0.4	U
3050B	10/05/07	6010B	10/09/07	**7440-66-6**	**Zinc**	1	**35**	

U-Analyte undetected at given RL
RL-Reporting Limit

ANALYTICAL RESOURCES INCORPORATED

INORGANICS ANALYSIS DATA SHEET
TOTAL METALS
Page 1 of 1

Sample ID: AN-SS-10-070928
SAMPLE

Lab Sample ID: LR71E
LIMS ID: 07-20770
Matrix: Sediment
Data Release Authorized:
Reported: 10/11/07

QC Report No: LR71-Anchor Environmental, LLC
Project: Kimberly Clark Anacortes

Date Sampled: 09/28/07
Date Received: 09/29/07

Percent Total Solids: 69.0%

Prep Meth	Prep Date	Analysis Method	Analysis Date	CAS Number	Analyte	RL	mg/kg-dry	Q
3050B	10/05/07	6010B	10/09/07	7440-36-0	Antimony	7	7	U
3050B	10/05/07	6010B	10/09/07	7440-38-2	Arsenic	7	7	U
3050B	10/05/07	6010B	10/09/07	**7440-43-9**	**Cadmium**	0.3	**0.5**	
3050B	10/05/07	6010B	10/09/07	**7440-47-3**	**Chromium**	0.7	**18.2**	
3050B	10/05/07	6010B	10/09/07	**7440-50-8**	**Copper**	0.3	**42.1**	
3050B	10/05/07	6010B	10/09/07	**7439-92-1**	**Lead**	3	**9**	
CLP	10/05/07	7471A	10/09/07	**7439-97-6**	**Mercury**	0.06	**0.12**	
3050B	10/05/07	6010B	10/09/07	**7440-02-0**	**Nickel**	1	**18**	
3050B	10/05/07	6010B	10/09/07	7440-22-4	Silver	0.4	0.4	U
3050B	10/05/07	6010B	10/09/07	**7440-66-6**	**Zinc**	1	**37**	

U-Analyte undetected at given RL
RL-Reporting Limit

ANALYTICAL RESOURCES INCORPORATED

INORGANICS ANALYSIS DATA SHEET
TOTAL METALS
Page 1 of 1

Sample ID: AN-SS-11-070928
SAMPLE

Lab Sample ID: LR71F
LIMS ID: 07-20771
Matrix: Sediment
Data Release Authorized:
Reported: 10/11/07

QC Report No: LR71-Anchor Environmental, LLC
Project: Kimberly Clark Anacortes

Date Sampled: 09/28/07
Date Received: 09/29/07

Percent Total Solids: 63.6%

Prep Meth	Prep Date	Analysis Method	Analysis Date	CAS Number	Analyte	RL	mg/kg-dry	Q
3050B	10/05/07	6010B	10/09/07	7440-36-0	Antimony	8	8	U
3050B	10/05/07	6010B	10/09/07	7440-38-2	Arsenic	8	8	U
3050B	10/05/07	6010B	10/09/07	**7440-43-9**	**Cadmium**	0.3	**0.5**	
3050B	10/05/07	6010B	10/09/07	**7440-47-3**	**Chromium**	0.8	**25.5**	
3050B	10/05/07	6010B	10/09/07	**7440-50-8**	**Copper**	0.3	**37.6**	
3050B	10/05/07	6010B	10/09/07	**7439-92-1**	**Lead**	3	**26**	
CLP	10/05/07	7471A	10/09/07	**7439-97-6**	**Mercury**	0.06	**0.15**	
3050B	10/05/07	6010B	10/09/07	**7440-02-0**	**Nickel**	2	**19**	
3050B	10/05/07	6010B	10/09/07	7440-22-4	Silver	0.5	0.5	U
3050B	10/05/07	6010B	10/09/07	**7440-66-6**	**Zinc**	2	**48**	

U-Analyte undetected at given RL
RL-Reporting Limit

ANALYTICAL RESOURCES INCORPORATED

INORGANICS ANALYSIS DATA SHEET
TOTAL METALS
Page 1 of 1

Sample ID: AN-SS-04
SAMPLE

Lab Sample ID: LR71H
LIMS ID: 07-20773
Matrix: Sediment
Data Release Authorized:
Reported: 10/11/07

QC Report No: LR71-Anchor Environmental, LLC
Project: Kimberly Clark Anacortes

Date Sampled: 09/28/07
Date Received: 09/29/07

Percent Total Solids: 62.9%

Prep Meth	Prep Date	Analysis Method	Analysis Date	CAS Number	Analyte	RL	mg/kg-dry	Q
3050B	10/05/07	6010B	10/10/07	7440-36-0	Antimony	20	20	U
3050B	10/05/07	6010B	10/10/07	**7440-38-2**	**Arsenic**	20	**20**	
3050B	10/05/07	6010B	10/10/07	7440-43-9	Cadmium	0.8	0.8	U
3050B	10/05/07	6010B	10/10/07	**7440-47-3**	**Chromium**	2	**42**	
3050B	10/05/07	6010B	10/10/07	**7440-50-8**	**Copper**	0.8	**215**	
3050B	10/05/07	6010B	10/10/07	**7439-92-1**	**Lead**	8	**388**	
CLP	10/05/07	7471A	10/09/07	**7439-97-6**	**Mercury**	0.06	**0.31**	
3050B	10/05/07	6010B	10/10/07	**7440-02-0**	**Nickel**	4	**46**	
3050B	10/05/07	6010B	10/10/07	7440-22-4	Silver	1	1	U
3050B	10/05/07	6010B	10/10/07	**7440-66-6**	**Zinc**	4	**267**	

U-Analyte undetected at given RL
RL-Reporting Limit

ANALYTICAL RESOURCES INCORPORATED

INORGANICS ANALYSIS DATA SHEET
TOTAL METALS
Page 1 of 1

Sample ID: AN-SS-05
SAMPLE

Lab Sample ID: LR71I
LIMS ID: 07-20774
Matrix: Sediment
Data Release Authorized:
Reported: 10/11/07

QC Report No: LR71-Anchor Environmental, LLC
Project: Kimberly Clark Anacortes

Date Sampled: 09/27/07
Date Received: 09/29/07

Percent Total Solids: 59.9%

Prep Meth	Prep Date	Analysis Method	Analysis Date	CAS Number	Analyte	RL	mg/kg-dry	Q
3050B	10/05/07	6010B	10/09/07	7440-36-0	Antimony	8	8	U
3050B	10/05/07	6010B	10/09/07	7440-38-2	Arsenic	8	8	U
3050B	10/05/07	6010B	10/09/07	**7440-43-9**	**Cadmium**	0.3	**0.5**	
3050B	10/05/07	6010B	10/09/07	**7440-47-3**	**Chromium**	0.8	**14.0**	
3050B	10/05/07	6010B	10/09/07	**7440-50-8**	**Copper**	0.3	**138**	
3050B	10/05/07	6010B	10/09/07	**7439-92-1**	**Lead**	3	**39**	
CLP	10/05/07	7471A	10/09/07	7439-97-6	Mercury	0.06	0.06	U
3050B	10/05/07	6010B	10/09/07	**7440-02-0**	**Nickel**	2	**10**	
3050B	10/05/07	6010B	10/09/07	7440-22-4	Silver	0.5	0.5	U
3050B	10/05/07	6010B	10/09/07	**7440-66-6**	**Zinc**	2	**33**	

U-Analyte undetected at given RL
RL-Reporting Limit

ANALYTICAL RESOURCES INCORPORATED

INORGANICS ANALYSIS DATA SHEET
TOTAL METALS
Page 1 of 1

Sample ID: AN-SS-06
SAMPLE

Lab Sample ID: LR71J
LIMS ID: 07-20775
Matrix: Sediment
Data Release Authorized:
Reported: 10/11/07

QC Report No: LR71-Anchor Environmental, LLC
Project: Kimberly Clark Anacortes

Date Sampled: 09/28/07
Date Received: 09/29/07

Percent Total Solids: 70.6%

Prep Meth	Prep Date	Analysis Method	Analysis Date	CAS Number	Analyte	RL	mg/kg-dry	Q
3050B	10/05/07	6010B	10/09/07	7440-36-0	Antimony	7	7	U
3050B	10/05/07	6010B	10/09/07	7440-38-2	Arsenic	7	7	U
3050B	10/05/07	6010B	10/09/07	**7440-43-9**	**Cadmium**	0.3	**0.3**	
3050B	10/05/07	6010B	10/09/07	**7440-47-3**	**Chromium**	0.7	**34.2**	
3050B	10/05/07	6010B	10/09/07	**7440-50-8**	**Copper**	0.3	**45.7**	
3050B	10/05/07	6010B	10/09/07	**7439-92-1**	**Lead**	3	**136**	
CLP	10/05/07	7471A	10/09/07	**7439-97-6**	**Mercury**	0.05	**0.28**	
3050B	10/05/07	6010B	10/09/07	**7440-02-0**	**Nickel**	1	**23**	
3050B	10/05/07	6010B	10/09/07	7440-22-4	Silver	0.4	0.4	U
3050B	10/05/07	6010B	10/09/07	**7440-66-6**	**Zinc**	1	**65**	

U-Analyte undetected at given RL
RL-Reporting Limit

ANALYTICAL RESOURCES INCORPORATED

INORGANICS ANALYSIS DATA SHEET
TOTAL METALS
Page 1 of 1

Sample ID: AN-SS-08
SAMPLE

Lab Sample ID: LR71K
LIMS ID: 07-20776
Matrix: Sediment
Data Release Authorized:
Reported: 10/11/07

QC Report No: LR71-Anchor Environmental, LLC
Project: Kimberly Clark Anacortes

Date Sampled: 09/27/07
Date Received: 09/29/07

Percent Total Solids: 58.7%

Prep Meth	Prep Date	Analysis Method	Analysis Date	CAS Number	Analyte	RL	mg/kg-dry	Q
3050B	10/05/07	6010B	10/09/07	7440-36-0	Antimony	8	8	U
3050B	10/05/07	6010B	10/09/07	7440-38-2	Arsenic	8	8	U
3050B	10/05/07	6010B	10/09/07	**7440-43-9**	**Cadmium**	0.3	**0.7**	
3050B	10/05/07	6010B	10/09/07	**7440-47-3**	**Chromium**	0.8	**40.6**	
3050B	10/05/07	6010B	10/09/07	**7440-50-8**	**Copper**	0.3	**106**	
3050B	10/05/07	6010B	10/09/07	**7439-92-1**	**Lead**	3	**61**	
CLP	10/05/07	7471A	10/09/07	**7439-97-6**	**Mercury**	0.08	**0.36**	
3050B	10/05/07	6010B	10/09/07	**7440-02-0**	**Nickel**	2	**55**	
3050B	10/05/07	6010B	10/09/07	7440-22-4	Silver	0.5	0.5	U
3050B	10/05/07	6010B	10/09/07	**7440-66-6**	**Zinc**	2	**106**	

U-Analyte undetected at given RL
RL-Reporting Limit

ANALYTICAL RESOURCES INCORPORATED

INORGANICS ANALYSIS DATA SHEET
TOTAL METALS
Page 1 of 1

Sample ID: AN-SS-09
SAMPLE

Lab Sample ID: LR71L
LIMS ID: 07-20777
Matrix: Sediment
Data Release Authorized:
Reported: 10/11/07

QC Report No: LR71-Anchor Environmental, LLC
Project: Kimberly Clark Anacortes

Date Sampled: 09/27/07
Date Received: 09/29/07

Percent Total Solids: 76.8%

Prep Meth	Prep Date	Analysis Method	Analysis Date	CAS Number	Analyte	RL	mg/kg-dry	Q
3050B	10/05/07	6010B	10/09/07	7440-36-0	Antimony	6	6	U
3050B	10/05/07	6010B	10/09/07	7440-38-2	Arsenic	6	6	U
3050B	10/05/07	6010B	10/09/07	**7440-43-9**	**Cadmium**	0.3	**0.3**	
3050B	10/05/07	6010B	10/09/07	**7440-47-3**	**Chromium**	0.6	**34.8**	
3050B	10/05/07	6010B	10/09/07	**7440-50-8**	**Copper**	0.3	**58.6**	
3050B	10/05/07	6010B	10/09/07	**7439-92-1**	**Lead**	3	**117**	
CLP	10/05/07	7471A	10/09/07	**7439-97-6**	**Mercury**	0.04	**3.24**	
3050B	10/05/07	6010B	10/09/07	**7440-02-0**	**Nickel**	1	**38**	
3050B	10/05/07	6010B	10/09/07	7440-22-4	Silver	0.4	0.4	U
3050B	10/05/07	6010B	10/09/07	**7440-66-6**	**Zinc**	1	**122**	

U-Analyte undetected at given RL
RL-Reporting Limit

Metals Analysis
Instrument Raw Data and Run Logs

prepared
for

ANCHOR ENVIRONMENTAL

Project : KIMBERLY CLARK ANACORTES

ARI JOB NO. LR71

prepared
by

Analytical Resources, Inc.

Analytical Resources, Incorporated
Analytical Chemists and Consultants

OPTIMA ICP SAMPLE RUN LOG

IEC Date: 9.11.07 Analysis Date: 10.9.07 Analyst: RW

LR Date: 6.29.07 Page: 1 of 4

All corrections made by analyst unless otherwise noted. 10.9.07 RW

Edit Label	Delete Data	ARI Sample ID	Prep. Code	Dilution	Comments
		~~sa~~ std 0			2419-2
		std 2			-12
		3			-13
		4			-14
		5			-15
		ICV			2405-7
		ICB			
		CRI			
		ICSA			
		ICSAB			
		CCV			
		CCB			
		IDL 1			
		2			
		3			
		4			
		5			
		6			
		7			
		8			
		9			
		10			
		CCV			
		CCB			

Analytical Resources, Incorporated
Analytical Chemists and Consultants

OPTIMA ICP SAMPLE RUN LOG

IEC Date: — Analysis Date: 10.9.07 Analyst: BW

LR Date: — Page: 2 of 4

All corrections made by analyst unless otherwise noted. 10.9.07 BW

Edit Label	Delete Data	ARI Sample ID	Prep. Code	Dilution	Comments
MBsph	✓	LR67 MBsph	SWC	2 ✓	CBout
	✓	B			Fe high - rerun 1/5
		C			
		D			Ni noisy
		E			
		F			
	✓	Adup		✓	Fe high
DIL		A		5	
↓		Asph		5	
MB	✓	MB ~~MBsph~~	✓	2	Zn .05
		CCV			
		CCB			Zn high
		CCV			
		CCB			
		LR67L	SWC	2	
		M			
		N			
		O			
		P			
		Q			
		RS			
		T			
		U			Ni noisy - OK
		V			

Analytical Resources, Incorporated
Analytical Chemists and Consultants

OPTIMA ICP SAMPLE RUN LOG

IEC Date: — Analysis Date: 10.9.07 Analyst: BW

LR Date: — Page: 3 of 4

All corrections made by analyst unless otherwise noted.

Edit Label	Delete Data	ARI Sample ID	Prep. Code	Dilution	Comments
		CCV			
		CCB			
		LR71 MB	Sxc	2	
		LR67 W			
		↓ X			
		LR71 B			
		C			
		D			
		Adup		✓	
		A			
		Asph			Sb 20%
		MBSph		✓	
		CCV			Sn low
		CCB			
		LS71 MB	Sxc	2	
		LR67 D			
		LS71 B			
		C			
		D			
		E			
		Adup		✓	
		A			
		Asph			Cu 163% CAF
		MBSph		✓	

Analytical Resources, Incorporated
Analytical Chemists and Consultants

OPTIMA ICP SAMPLE RUN LOG

IEC Date: — Analysis Date: 10.9.07 Analyst: BW

LR Date: — Page: 4 of 4

All corrections made by analyst unless otherwise noted.

Edit Label	Delete Data	ARI Sample ID	Prep. Code	Dilution	Comments
		CCV			Sn low
		CCB			
		LR67MB	SWC	2	
		C			
		E			
		LR71E			
		F			
	✓	H			Fe high - rerun 1/5
		I			
		J			
		K			
		L			
		CCV			Sn low
		CCB			
		LR67F	SWC	2	
		B		5	
		Adup		✓	
		A			
		Asdk			Sb 27% CuPbZnSn
		DI			Cl. check
		DI			↓
		LR67MBsdk	SWC	2 ✓	
		CCV			Sn low
		CCB			

10/11/07

ANALYTICAL RESOURCES INCORPORATED

Metals Data Review Checklist

Method: (ICP/ICP-MS GFA CVA **Analysis Date:** 10.9.07

	Analyst 8w0 10.10	Peer AM0 10	Comment
Logbook:			
Analyst, Date, Method info	✓	✓	
Sample ID's	✓	✓	
Standard/QC solution ID's recorded	✓	✓	
Prep codes	✓	✓	
Dilution factors	✓	✓	
Crossouts/Corrections/Deletions	✓	✓	
Calibration:			
Blank & Standard intensities	✓	✓	
Standard deviations	✓	✓	
Curve fit	✓	✓	
Calibration Verification:			
ICV/CCV	✓	✓	see log ↓
ICB/CCB	✓	✓	
Samples:			
RSD's & SD's	✓	✓	
Internal Standards	✓	✓	
Carry-over	✓	✓	see log
Method QC:			
CRI/CRA	✓	✓	
ICSA/ICSAB	✓	✓	
Post Spikes/Serial Dilutions	✓		
Analytic Spikes	✓		
Matrix QC:			
SRM/LCS	✓	✓	
Matrix Spikes	✓	✓	LS71 LR67 LR71
Matrix Duplicates	✓	✓	
Method Blanks	✓	✓	
Data Distribution:			
Requested elements/isotope identified	✓	✓	
Correct samples identified for distribution	✓	✓	
Raw data match distributed data	✓	✓	
Data filename correct	✓	✓	
Necessary Analysts Notes and CAF's	✓	✓	LS71 LR67 LR71

10/10/07 #8

Nebulizer Parameters: Hg_ReAlign

Analyte	Back Pressure	Flow
All	155.0 kPa	0.50 L/min

==========

10/9/2007 11:14:30 AM Hg ReAlign... Actual peak offset (nm): -0.000
Drift (nm): -0.001 Slit adjustment: -3

==========

==========

Align View XY Axial for analyte Mn 257.610

X-position	Y-position	Intensity
-2.0	15.0	322494.6
-1.6	15.0	430825.8
-1.2	15.0	531640.3
-0.8	15.0	608595.7
-0.4	15.0	637361.2
0.0	15.0	592826.0
0.4	15.0	540888.6
0.8	15.0	449249.6
1.2	15.0	363657.5
1.6	15.0	282481.3
2.0	15.0	218180.9
-0.4	10.0	7476.6
-0.4	10.5	29311.5
-0.4	11.0	53587.6
-0.4	11.5	85510.4
-0.4	12.0	126384.7
-0.4	12.5	252982.2
-0.4	13.0	339205.9
-0.4	13.5	441621.7
-0.4	14.0	539232.6
-0.4	14.5	641015.3
-0.4	15.0	625865.2
-0.4	15.5	573027.3
-0.4	16.0	472767.2
-0.4	16.5	279549.8
-0.4	17.0	209785.2
-0.4	17.5	148524.6
-0.4	18.0	97004.1
-0.4	18.5	61512.8
-0.4	19.0	20186.3
-0.4	19.5	8969.2
-0.4	20.0	3644.5
-1.2	14.5	555956.3
-0.8	14.5	610299.4
-0.4	14.5	643366.9
0.0	14.5	629356.9
0.4	14.5	557612.2
-0.4	12.5	269736.8
-0.4	13.0	341621.2
-0.4	13.5	435405.2
-0.4	14.0	543469.6
-0.4	14.5	654141.8
-0.4	15.0	635802.1
-0.4	15.5	560975.8
-0.4	16.0	473601.8
-0.4	16.5	288286.6

10/9/2007 11:18:47 AM aligned for analyte Mn 257.610
X viewing position set to -0.4 mm having Peak intensity 654141.8 for Axial viewing
Y viewing position set to 14.5 mm having Peak intensity 654141.8 for Axial viewing

==========

==========

Align View X Radial for analyte Mn 257.610

X-position	Y-position	Intensity
-7.0	15.0	411.7
-6.5	15.0	559.6
-6.0	15.0	759.6
-5.5	15.0	1422.0
-5.0	15.0	3458.4
-4.5	15.0	8818.2

-4.0	15.0	20248.5
-3.5	15.0	43584.7
-3.0	15.0	79935.5
-2.5	15.0	138995.6
-2.0	15.0	211267.5
-1.5	15.0	239287.4
-1.0	15.0	226847.9
-0.5	15.0	270288.0
0.0	15.0	413259.6
0.5	15.0	404593.9
1.0	15.0	362518.6
1.5	15.0	307355.8
2.0	15.0	245925.7
2.5	15.0	165170.4
3.0	15.0	91694.9
3.5	15.0	33620.7
4.0	15.0	32943.0
4.5	15.0	27636.5
5.0	15.0	16625.2
5.5	15.0	7715.1
6.0	15.0	3933.2
6.5	15.0	3402.9
7.0	15.0	3038.0

10/9/2007 11:22:04 AM aligned for analyte Mn 257.610
X viewing position set to 0.0 mm having Peak intensity 413259.6 for Radial viewing

==========

Nebulizer Parameters: Hg_ReAlign

Analyte	Back Pressure	Flow
All	155.0 kPa	0.50 L/min

==========

10/9/2007 11:39:25 AM Hg ReAlign... Actual peak offset (nm): -0.001
Drift (nm): -0.000 Slit adjustment: -3

==========

==========

Analysis Begun

Start Time: 10/9/2007 11:39:49 AM **Plasma On Time: 10/9/2007 10:26:33 AM**
Logged In Analyst: metals **Technique: ICP Continuous**
Spectrometer Model: Optima 4300 DV, S/N 077N0060101Autosampler Model: AS-93plus

Sample Information File: C:\pe\Administrator\Sample Information\CRISET I.sif
Batch ID:
Results Data Set: PE071009
Results Library: C:\pe\Administrator\Results\Results.mdb

==========

Method Loaded
Method Name: ARIIEC6 **Method Last Saved: 9/12/2007 7:12:16 AM**
IEC File: IEC33MC.iec **MSF File:**
Method Description: 12Axial Elements

Analyte	Calibration Equation	Processing	View	Internal Standard	IEC
Ag 328.068	Lin Thru 0	Peak Area	Axial	ScA 357.253	Yes
Al 308.215	Lin Thru 0	Peak Area	Radial	ScR 361.383	Yes
As 188.979	Lin Thru 0	Peak Area	Axial	ScA 357.253	Yes
B 249.677	Lin Thru 0	Peak Area	Radial	ScR 361.383	Yes
Ba 233.527	Lin Thru 0	Peak Area	Radial	ScR 361.383	Yes
Be 313.042	Lin Thru 0	Peak Area	Radial	ScR 361.383	Yes
Ca 317.933	Lin Thru 0	Peak Area	Radial	ScR 361.383	Yes
Cd 228.802	Lin Thru 0	Peak Area	Axial	ScA 357.253	Yes
Co 228.616	Lin Thru 0	Peak Area	Axial	ScA 357.253	Yes
Cr 267.716	Lin Thru 0	Peak Area	Radial	ScR 361.383	Yes
Cu 324.752	Lin Thru 0	Peak Area	Axial	ScA 357.253	Yes
Fe 273.955	Lin Thru 0	Peak Area	Radial	ScR 361.383	Yes
K 766.490	Lin Thru 0	Peak Area	Radial	ScR 361.383	No
Mg 279.077	Lin Thru 0	Peak Area	Radial	ScR 361.383	Yes
Mn 257.610	Lin Thru 0	Peak Area	Radial	ScR 361.383	Yes
Mo 202.031	Lin Thru 0	Peak Area	Axial	ScA 357.253	Yes

Na 589.592	Lin Thru 0	Peak Area	Radial	ScR 361.383	No
Na 330.237	Lin Thru 0	Peak Area	Radial	ScR 361.383	Yes
Ni 231.604	Lin Thru 0	Peak Area	Radial	ScR 361.383	Yes
Pb 220.353	Lin Thru 0	Peak Area	Axial	ScA 357.253	Yes
Sb 206.836	Lin Thru 0	Peak Area	Axial	ScA 357.253	Yes
Se 196.026	Lin Thru 0	Peak Area	Axial	ScA 357.253	Yes
Si 288.158	Lin Thru 0	Peak Area	Radial	ScR 361.383	Yes
Sn 189.927	Lin Thru 0	Peak Area	Axial	ScA 357.253	Yes
Sr 421.552	Lin Thru 0	Peak Area	Radial	ScR 361.383	Yes
Ti 334.903	Lin Thru 0	Peak Area	Radial	ScR 361.383	Yes
Tl 190.801	Lin Thru 0	Peak Area	Axial	ScA 357.253	Yes
V 292.402	Lin Thru 0	Peak Area	Axial	ScA 357.253	Yes
Zn 206.200	Lin Thru 0	Peak Area	Radial	ScR 361.383	Yes
ScA 357.253	Lin, Calc Int	Peak Area	Axial	n/a	n/a
ScR 361.383	Lin, Calc Int	Peak Area	Radial	n/a	n/a

Sequence No.: 1
Sample ID: Calib Blank 1
Analyst:
Initial Sample Wt:
Dilution:

Autosampler Location: 1
Date Collected: 10/9/2007 11:39:50 AM
Data Type: Original
Initial Sample Vol:
Sample Prep Vol:

Nebulizer Parameters: Calib Blank 1

Analyte	Back Pressure	Flow
All	155.0 kPa	0.50 L/min

Mean Data: Calib Blank 1

Analyte	Mean Corrected Intensity	Std.Dev.	RSD	Conc.	Calib Units
ScA 357.253	1784523.2	1489.65	0.08%	100.0	%
ScR 361.383	146667.0	226.79	0.15%	100.0	%
Ag 328.068†	4327.1	46.36	1.07%	[0.00]	mg/L
Al 308.215†	-223.2	30.74	13.77%	[0.00]	mg/L
As 188.979†	69.4	1.83	2.63%	[0.00]	mg/L
B 249.677†	75.4	3.59	4.76%	[0.00]	mg/L
Ba 233.527†	17.8	4.77	26.80%	[0.00]	mg/L
Be 313.042†	1089.8	10.36	0.95%	[0.00]	mg/L
Ca 317.933†	210.1	16.50	7.85%	[0.00]	mg/L
Cd 228.802†	2.3	1.85	80.98%	[0.00]	mg/L
Co 228.616†	441.3	3.29	0.75%	[0.00]	mg/L
Cr 267.716†	-67.4	3.59	5.32%	[0.00]	mg/L
Cu 324.752†	2410.4	14.89	0.62%	[0.00]	mg/L
Fe 273.955†	-155.6	0.96	0.62%	[0.00]	mg/L
K 766.490†	1973.4	52.07	2.64%	[0.00]	mg/L
Mg 279.077†	-25.6	4.99	19.50%	[0.00]	mg/L
Mn 257.610†	88.4	3.72	4.21%	[0.00]	mg/L
Mo 202.031†	-132.9	0.52	0.39%	[0.00]	mg/L
Na 589.592†	336.8	14.00	4.16%	[0.00]	mg/L
Na 330.237†	101.7	2.78	2.73%	[0.00]	mg/L
Ni 231.604†	1.6	0.99	60.58%	[0.00]	mg/L
Pb 220.353†	266.2	5.47	2.06%	[0.00]	mg/L
Sb 206.836†	-10.8	5.24	48.70%	[0.00]	mg/L
Se 196.026†	-100.7	3.51	3.49%	[0.00]	mg/L
Si 288.158†	-43.4	15.73	36.23%	[0.00]	mg/L
Sn 189.927†	43.9	2.29	5.21%	[0.00]	mg/L
Sr 421.552†	-6354.1	28.71	0.45%	[0.00]	mg/L
Ti 334.903†	-227.2	26.00	11.44%	[0.00]	mg/L
Tl 190.801†	-58.6	6.93	11.84%	[0.00]	mg/L
V 292.402†	568.9	10.91	1.92%	[0.00]	mg/L
Zn 206.200†	-20.2	2.94	14.56%	[0.00]	mg/L

Sequence No.: 2
Sample ID: STD2
Analyst:
Initial Sample Wt:
Dilution:

Autosampler Location: 2
Date Collected: 10/9/2007 11:46:20 AM
Data Type: Original
Initial Sample Vol:
Sample Prep Vol:

Nebulizer Parameters: STD2

Analyte	Back Pressure	Flow
All	155.0 kPa	0.50 L/min

Mean Data: STD2

Analyte	Mean Corrected Intensity	Std.Dev.	RSD	Conc.	Calib Units
ScA 357.253	1801597.8	5617.75	0.31%	101.0	%
ScR 361.383	152163.1	77.40	0.05%	103.7	%
Ba 233.527†	57375.3	27.80	0.05%	[10]	mg/L
Cd 228.802†	418956.6	2177.18	0.52%	[10]	mg/L
Co 228.616†	532091.1	1330.78	0.25%	[10]	mg/L
Cr 267.716†	42224.4	109.02	0.26%	[10]	mg/L
Cu 324.752†	2203618.2	1296.40	0.06%	[10]	mg/L
Mn 257.610†	293060.6	1159.43	0.40%	[10]	mg/L
V 292.402†	1197674.1	5404.95	0.45%	[10]	mg/L

Sequence No.: 3
Sample ID: STD3
Analyst:
Initial Sample Wt:
Dilution:

Autosampler Location: 3
Date Collected: 10/9/2007 11:50:42 AM
Data Type: Original
Initial Sample Vol:
Sample Prep Vol:

Nebulizer Parameters: STD3

Analyte	Back Pressure	Flow
All	156.0 kPa	0.50 L/min

Mean Data: STD3

Analyte	Mean Corrected Intensity	Std.Dev.	RSD	Conc.	Calib Units
ScA 357.253	1793156.2	9266.17	0.52%	100.5	%
ScR 361.383	152862.2	1198.05	0.78%	104.2	%
Ag 328.068†	162193.6	397.14	0.24%	[1.0]	mg/L
As 188.979†	11835.1	103.54	0.87%	[10]	mg/L
B 249.677†	19987.5	165.58	0.83%	[10]	mg/L
Be 313.042†	1396628.6	1642.17	0.12%	[5.0]	mg/L
Na 589.592†	103278.2	492.85	0.48%	[50]	mg/L
Ni 231.604†	12415.6	145.00	1.17%	[10]	mg/L
Pb 220.353†	70674.0	382.24	0.54%	[10]	mg/L
Se 196.026†	11279.8	49.15	0.44%	[10]	mg/L
Sr 421.552†	1542102.0	5750.47	0.37%	[5]	mg/L
Tl 190.801†	21052.3	158.86	0.75%	[10]	mg/L
Zn 206.200†	10677.5	109.36	1.02%	[10]	mg/L

Sequence No.: 4
Sample ID: STD4
Analyst:
Initial Sample Wt:
Dilution:

Autosampler Location: 4
Date Collected: 10/9/2007 11:55:36 AM
Data Type: Original
Initial Sample Vol:
Sample Prep Vol:

Nebulizer Parameters: STD4

Analyte	Back Pressure	Flow
All	155.0 kPa	0.50 L/min

Mean Data: STD4

Analyte	Mean Corrected Intensity	Std.Dev.	RSD	Conc.	Calib Units
ScA 357.253	1823974.2	7795.17	0.43%	102.2	%
ScR 361.383	152125.4	355.49	0.23%	103.7	%
Mo 202.031†	63460.8	159.06	0.25%	[10]	mg/L
Sb 206.836†	21256.4	52.12	0.25%	[10]	mg/L
Si 288.158†	17430.9	72.02	0.41%	[10]	mg/L
Sn 189.927†	33471.8	150.10	0.45%	[10]	mg/L
Ti 334.903†	209815.2	1077.29	0.51%	[10]	mg/L

Sequence No.: 5
Sample ID: STD5
Analyst:
Initial Sample Wt:
Dilution:

Autosampler Location: 5
Date Collected: 10/9/2007 12:00:22 PM
Data Type: Original
Initial Sample Vol:
Sample Prep Vol:

Nebulizer Parameters: STD5

Analyte	Back Pressure	Flow
All	155.0 kPa	0.50 L/min

Mean Data: STD5

Analyte	Mean Corrected Intensity	Std.Dev.	RSD	Conc.	Calib Units
ScA 357.253	1772206.8	8402.06	0.47%	99.31	%
ScR 361.383	148856.3	221.12	0.15%	101.5	%
Al 308.215†	50328.6	192.25	0.38%	[30]	mg/L
Ca 317.933†	310655.9	773.55	0.25%	[30]	mg/L
Fe 273.955†	124102.8	432.24	0.35%	[100]	mg/L
K 766.490†	136497.8	388.94	0.28%	[100]	mg/L
Mg 279.077†	37636.2	197.77	0.53%	[30]	mg/L
Na 330.237†	2308.1	14.36	0.62%	[100]	mg/L

Calibration Summary

Analyte	Stds.	Equation	Intercept	Slope	Curvature	Corr. Coef.	Reslope
Ag 328.068	1	Lin Thru 0	0.0	162200	0.00000	1.000000	
Al 308.215	1	Lin Thru 0	0.0	1678	0.00000	1.000000	
As 188.979	1	Lin Thru 0	0.0	1184	0.00000	1.000000	
B 249.677	1	Lin Thru 0	0.0	1999	0.00000	1.000000	
Ba 233.527	1	Lin Thru 0	0.0	5738	0.00000	1.000000	
Be 313.042	1	Lin Thru 0	0.0	279300	0.00000	1.000000	
Ca 317.933	1	Lin Thru 0	0.0	10360	0.00000	1.000000	
Cd 228.802	1	Lin Thru 0	0.0	41900	0.00000	1.000000	
Co 228.616	1	Lin Thru 0	0.0	53210	0.00000	1.000000	
Cr 267.716	1	Lin Thru 0	0.0	4222	0.00000	1.000000	
Cu 324.752	1	Lin Thru 0	0.0	220400	0.00000	1.000000	
Fe 273.955	1	Lin Thru 0	0.0	1241	0.00000	1.000000	
K 766.490	1	Lin Thru 0	0.0	1365	0.00000	1.000000	
Mg 279.077	1	Lin Thru 0	0.0	1255	0.00000	1.000000	
Mn 257.610	1	Lin Thru 0	0.0	29310	0.00000	1.000000	
Mo 202.031	1	Lin Thru 0	0.0	6346	0.00000	1.000000	
Na 589.592	1	Lin Thru 0	0.0	2066	0.00000	1.000000	
Na 330.237	1	Lin Thru 0	0.0	23.08	0.00000	1.000000	
Ni 231.604	1	Lin Thru 0	0.0	1242	0.00000	1.000000	
Pb 220.353	1	Lin Thru 0	0.0	7067	0.00000	1.000000	
Sb 206.836	1	Lin Thru 0	0.0	2126	0.00000	1.000000	
Se 196.026	1	Lin Thru 0	0.0	1128	0.00000	1.000000	
Si 288.158	1	Lin Thru 0	0.0	1743	0.00000	1.000000	
Sn 189.927	1	Lin Thru 0	0.0	3347	0.00000	1.000000	
Sr 421.552	1	Lin Thru 0	0.0	308400	0.00000	1.000000	
Ti 334.903	1	Lin Thru 0	0.0	20980	0.00000	1.000000	
Tl 190.801	1	Lin Thru 0	0.0	2105	0.00000	1.000000	
V 292.402	1	Lin Thru 0	0.0	119800	0.00000	1.000000	
Zn 206.200	1	Lin Thru 0	0.0	1068	0.00000	1.000000	

Analysis Begun

Start Time: 10/9/2007 12:18:59 PM
Logged In Analyst: metals
Spectrometer Model: Optima 4300 DV, S/N 077N0060101
Plasma On Time: 10/9/2007 10:26:33 AM
Technique: ICP Continuous
Autosampler Model: AS-93plus

Sample Information File: C:\pe\Administrator\Sample Information\CRISET I.sif
Batch ID:
Results Data Set: PE071009
Results Library: C:\pe\Administrator\Results\Results.mdb

Sequence No.: 1
Sample ID: CV
Analyst:
Initial Sample Wt:
Dilution: 1X
Autosampler Location: 7
Date Collected: 10/9/2007 12:19:00 PM
Data Type: Original
Initial Sample Vol:
Sample Prep Vol:

Nebulizer Parameters: CV

Analyte	Back Pressure	Flow
All	156.0 kPa	0.50 L/min

Mean Data: CV

Analyte	Mean Corrected Intensity	Calib Conc.	Calib Units	Std.Dev.	Sample Conc.	Sample Units	Std.Dev.	RSD
ScA 357.253	1794532.5	100.6	%	0.78				0.78%
ScR 361.383	152948.7	104.3	%	0.63				0.60%
Ag 328.068†	162689.0	1.003	mg/L	0.0084	1.003	mg/L	0.0084	0.83%
Al 308.215†	3370.5	1.970	mg/L	0.0112	1.970	mg/L	0.0112	0.57%
As 188.979†	2390.4	2.017	mg/L	0.0204	2.017	mg/L	0.0204	1.01%
B 249.677†	1953.4	0.9758	mg/L	0.00401	0.9758	mg/L	0.00401	0.41%
Ba 233.527†	5562.2	0.9694	mg/L	0.00506	0.9694	mg/L	0.00506	0.52%
Be 313.042†	277296.6	0.9905	mg/L	0.00598	0.9905	mg/L	0.00598	0.60%
Ca 317.933†	21093.6	2.037	mg/L	0.0108	2.037	mg/L	0.0108	0.53%
Cd 228.802†	42377.9	0.9984	mg/L	0.00716	0.9984	mg/L	0.00716	0.72%
Co 228.616†	51148.5	0.9597	mg/L	0.00658	0.9597	mg/L	0.00658	0.69%
Cr 267.716†	4070.5	0.9640	mg/L	0.00435	0.9640	mg/L	0.00435	0.45%
Cu 324.752†	230934.7	1.048	mg/L	0.0081	1.048	mg/L	0.0081	0.77%
Fe 273.955†	2480.9	1.996	mg/L	0.0107	1.996	mg/L	0.0107	0.54%
K 766.490†	27709.1	20.30	mg/L	0.200	20.30	mg/L	0.200	0.99%
Mg 279.077†	2538.3	2.026	mg/L	0.0105	2.026	mg/L	0.0105	0.52%
Mn 257.610†	28436.8	0.9714	mg/L	0.00141	0.9714	mg/L	0.00141	0.14%
Mo 202.031†	6144.1	0.9681	mg/L	0.01006	0.9681	mg/L	0.01006	1.04%
Na 589.592†	101036.1	48.91	mg/L	0.285	48.91	mg/L	0.285	0.58%
Na 330.237†	1186.1	51.05	mg/L	0.437	51.05	mg/L	0.437	0.86%
Ni 231.604†	1211.3	0.9772	mg/L	0.00568	0.9772	mg/L	0.00568	0.58%
Pb 220.353†	14230.3	2.015	mg/L	0.0150	2.015	mg/L	0.0150	0.74%
Sb 206.836†	4295.6	2.019	mg/L	0.0171	2.019	mg/L	0.0171	0.85%
Se 196.026†	2222.0	1.969	mg/L	0.0204	1.969	mg/L	0.0204	1.04%
Si 288.158†	3562.7	2.047	mg/L	0.0133	2.047	mg/L	0.0133	0.65%
Sn 189.927†	3027.3	0.9048	mg/L	0.00871	0.9048	mg/L	0.00871	0.96%
Sr 421.552†	304285.4	0.9865	mg/L	0.00824	0.9865	mg/L	0.00824	0.84%
Ti 334.903†	20850.6	0.9928	mg/L	0.00641	0.9928	mg/L	0.00641	0.65%
Tl 190.801†	4116.4	1.943	mg/L	0.0213	1.943	mg/L	0.0213	1.10%
V 292.402†	117688.9	0.9938	mg/L	0.00740	0.9938	mg/L	0.00740	0.74%
Zn 206.200†	1069.0	1.001	mg/L	0.0046	1.001	mg/L	0.0046	0.46%

Sequence No.: 2
Sample ID: CB
Analyst:
Initial Sample Wt:
Dilution: 1X

Autosampler Location: 1
Date Collected: 10/9/2007 12:25:34 PM
Data Type: Original
Initial Sample Vol:
Sample Prep Vol:

Nebulizer Parameters: CB

Analyte	Back Pressure	Flow
All	156.0 kPa	0.50 L/min

Mean Data: CB

Analyte	Mean Corrected Intensity	Calib Conc.	Calib Units	Std.Dev.	Sample Conc.	Sample Units	Std.Dev.	RSD
ScA 357.253	1810356.0	101.4	%	0.80				0.79%
ScR 361.383	153712.4	104.8	%	0.55				0.52%
Ag 328.068†	53.6	0.00033	mg/L	0.000273	0.00033	mg/L	0.000273	82.65%
Al 308.215†	22.4	0.01328	mg/L	0.006761	0.01328	mg/L	0.006761	50.91%
As 188.979†	5.5	0.00464	mg/L	0.002577	0.00464	mg/L	0.002577	55.49%
B 249.677†	14.2	0.00711	mg/L	0.000222	0.00711	mg/L	0.000222	3.12%
Ba 233.527†	3.1	0.00054	mg/L	0.000787	0.00054	mg/L	0.000787	144.75%
Be 313.042†	17.9	0.00006	mg/L	0.000059	0.00006	mg/L	0.000059	92.74%
Ca 317.933†	-11.6	-0.00112	mg/L	0.002075	-0.00112	mg/L	0.002075	184.91%
Cd 228.802†	8.4	0.00017	mg/L	0.000075	0.00017	mg/L	0.000075	44.22%
Co 228.616†	1.4	0.00003	mg/L	0.000104	0.00003	mg/L	0.000104	389.12%
Cr 267.716†	1.5	0.00035	mg/L	0.000558	0.00035	mg/L	0.000558	159.34%
Cu 324.752†	158.6	0.00072	mg/L	0.000369	0.00072	mg/L	0.000369	51.27%
Fe 273.955†	2.6	0.00208	mg/L	0.005505	0.00208	mg/L	0.005505	265.03%
K 766.490†	-30.9	-0.02265	mg/L	0.037386	-0.02265	mg/L	0.037386	165.03%
Mg 279.077†	8.7	0.00697	mg/L	0.017979	0.00697	mg/L	0.017979	258.05%
Mn 257.610†	-0.6	-0.00002	mg/L	0.000253	-0.00002	mg/L	0.000253	>999.9%
Mo 202.031†	11.0	0.00174	mg/L	0.000591	0.00174	mg/L	0.000591	34.04%
Na 589.592†	37.7	0.01827	mg/L	0.008701	0.01827	mg/L	0.008701	47.63%
Na 330.237†	-9.9	-0.4303	mg/L	0.43009	-0.4303	mg/L	0.43009	99.95%
Ni 231.604†	-2.3	-0.00184	mg/L	0.000854	-0.00184	mg/L	0.000854	46.30%
Pb 220.353†	6.8	0.00096	mg/L	0.000780	0.00096	mg/L	0.000780	80.98%
Sb 206.836†	-1.0	-0.00045	mg/L	0.002808	-0.00045	mg/L	0.002808	623.59%
Se 196.026†	-0.6	-0.00050	mg/L	0.003855	-0.00050	mg/L	0.003855	775.94%
Si 288.158†	-5.4	-0.00311	mg/L	0.004874	-0.00311	mg/L	0.004874	156.64%
Sn 189.927†	8.7	0.00260	mg/L	0.001275	0.00260	mg/L	0.001275	49.10%
Sr 421.552†	87.2	0.00028	mg/L	0.000061	0.00028	mg/L	0.000061	21.58%
Ti 334.903†	13.6	0.00064	mg/L	0.000782	0.00064	mg/L	0.000782	121.25%
Tl 190.801†	9.6	0.00454	mg/L	0.002060	0.00454	mg/L	0.002060	45.42%
V 292.402†	8.5	0.00008	mg/L	0.000061	0.00008	mg/L	0.000061	74.37%
Zn 206.200†	-0.9	-0.00087	mg/L	0.000387	-0.00087	mg/L	0.000387	44.55%

Sequence No.: 3
Sample ID: CRI
Analyst:
Initial Sample Wt:
Dilution: 1X

Autosampler Location: 21
Date Collected: 10/9/2007 12:32:07 PM
Data Type: Original
Initial Sample Vol:
Sample Prep Vol:

Nebulizer Parameters: CRI

Analyte	Back Pressure	Flow
All	155.0 kPa	0.50 L/min

Mean Data: CRI

Analyte	Mean Corrected Intensity	Calib Conc.	Calib Units	Calib Std.Dev.	Sample Conc.	Sample Units	Sample Std.Dev.	RSD
ScA 357.253	1805802.6	101.2	%	0.34				0.33%
ScR 361.383	153416.2	104.6	%	1.15				1.10%
Ag 328.068†	532.1	0.00328	mg/L	0.000593	0.00328	mg/L	0.000593	18.06%
Al 308.215†	85.8	0.05097	mg/L	0.001001	0.05097	mg/L	0.001001	1.96%
As 188.979†	68.0	0.05743	mg/L	0.003951	0.05743	mg/L	0.003951	6.88%
B 249.677†	44.1	0.02206	mg/L	0.001364	0.02206	mg/L	0.001364	6.18%
Ba 233.527†	16.4	0.00285	mg/L	0.001021	0.00285	mg/L	0.001021	35.78%
Be 313.042†	280.4	0.00100	mg/L	0.000019	0.00100	mg/L	0.000019	1.94%
Ca 317.933†	542.4	0.05237	mg/L	0.002517	0.05237	mg/L	0.002517	4.81%
Cd 228.802†	99.4	0.00200	mg/L	0.000227	0.00200	mg/L	0.000227	11.35%
Co 228.616†	163.1	0.00306	mg/L	0.000152	0.00306	mg/L	0.000152	4.98%
Cr 267.716†	23.4	0.00555	mg/L	0.001050	0.00555	mg/L	0.001050	18.94%
Cu 324.752†	646.9	0.00294	mg/L	0.000259	0.00294	mg/L	0.000259	8.81%
Fe 273.955†	65.4	0.05266	mg/L	0.001192	0.05266	mg/L	0.001192	2.26%
K 766.490†	641.0	0.4696	mg/L	0.01257	0.4696	mg/L	0.01257	2.68%
Mg 279.077†	73.9	0.05892	mg/L	0.015052	0.05892	mg/L	0.015052	25.54%
Mn 257.610†	28.6	0.00099	mg/L	0.000019	0.00099	mg/L	0.000019	1.88%
Mo 202.031†	38.7	0.00610	mg/L	0.000528	0.00610	mg/L	0.000528	8.67%
Na 589.592†	1117.0	0.5408	mg/L	0.00527	0.5408	mg/L	0.00527	0.98%
Na 330.237†	-3.1	-0.1386	mg/L	0.32631	-0.1386	mg/L	0.32631	235.43%
Ni 231.604†	14.5	0.01170	mg/L	0.001765	0.01170	mg/L	0.001765	15.09%
Pb 220.353†	144.8	0.02051	mg/L	0.000574	0.02051	mg/L	0.000574	2.80%
Sb 206.836†	106.9	0.05030	mg/L	0.003527	0.05030	mg/L	0.003527	7.01%
Se 196.026†	56.5	0.05006	mg/L	0.005213	0.05006	mg/L	0.005213	10.41%
Si 288.158†	114.4	0.06564	mg/L	0.003183	0.06564	mg/L	0.003183	4.85%
Sn 189.927†	38.7	0.01157	mg/L	0.000216	0.01157	mg/L	0.000216	1.87%
Sr 421.552†	339.2	0.00110	mg/L	0.000154	0.00110	mg/L	0.000154	14.03%
Ti 334.903†	95.5	0.00455	mg/L	0.000289	0.00455	mg/L	0.000289	6.36%
Tl 190.801†	106.0	0.05031	mg/L	0.002911	0.05031	mg/L	0.002911	5.79%
V 292.402†	365.5	0.00312	mg/L	0.000353	0.00312	mg/L	0.000353	11.33%
Zn 206.200†	11.3	0.01056	mg/L	0.000824	0.01056	mg/L	0.000824	7.80%

Sequence No.: 4
Sample ID: ICSA
Analyst:
Initial Sample Wt:
Dilution: 1X

Autosampler Location: 22
Date Collected: 10/9/2007 12:38:40 PM
Data Type: Original
Initial Sample Vol:
Sample Prep Vol:

Nebulizer Parameters: ICSA

Analyte	Back Pressure	Flow
All	155.0 kPa	0.50 L/min

Mean Data: ICSA

Analyte	Mean Corrected Intensity	Calib Conc.	Calib Units	Std.Dev.	Sample Conc.	Sample Units	Std.Dev.	RSD
ScA 357.253	1751012.2	98.12	%	0.223				0.23%
ScR 361.383	154967.9	105.7	%	1.15				1.09%
Ag 328.068†	-962.6	0.00068	mg/L	0.000423	0.00068	mg/L	0.000423	62.17%
Al 308.215†	331881.7	197.8	mg/L	0.18	197.8	mg/L	0.18	0.09%
As 188.979†	67.4	0.01575	mg/L	0.006815	0.01575	mg/L	0.006815	43.27%
B 249.677†	-8.9	0.01207	mg/L	0.003463	0.01207	mg/L	0.003463	28.68%
Ba 233.527†	48.5	0.00113	mg/L	0.000534	0.00113	mg/L	0.000534	47.29%
Be 313.042†	-6.6	-0.00006	mg/L	0.000130	-0.00006	mg/L	0.000130	219.84%
Ca 317.933†	1022722.9	98.76	mg/L	0.283	98.76	mg/L	0.283	0.29%
Cd 228.802†	23.7	0.00019	mg/L	0.000101	0.00019	mg/L	0.000101	52.63%
Co 228.616†	66.5	-0.00197	mg/L	0.000164	-0.00197	mg/L	0.000164	8.31%
Cr 267.716†	-1.7	0.00363	mg/L	0.000685	0.00363	mg/L	0.000685	18.88%
Cu 324.752†	-4023.9	0.00028	mg/L	0.000115	0.00028	mg/L	0.000115	40.75%
Fe 273.955†	246578.4	198.7	mg/L	0.11	198.7	mg/L	0.11	0.06%
K 766.490†	23.9	0.01751	mg/L	0.027064	0.01751	mg/L	0.027064	154.58%
Mg 279.077†	128254.6	102.2	mg/L	0.31	102.2	mg/L	0.31	0.30%
Mn 257.610†	93.6	0.00055	mg/L	0.000211	0.00055	mg/L	0.000211	38.50%
Mo 202.031†	-4.3	0.00605	mg/L	0.001455	0.00605	mg/L	0.001455	24.06%
Na 589.592†	28.7	0.01388	mg/L	0.017078	0.01388	mg/L	0.017078	123.08%
Na 330.237†	-0.5	-0.1208	mg/L	0.69060	-0.1208	mg/L	0.69060	571.69%
Ni 231.604†	1.0	0.00082	mg/L	0.003958	0.00082	mg/L	0.003958	479.97%
Pb 220.353†	-362.2	-0.00558	mg/L	0.001484	-0.00558	mg/L	0.001484	26.58%
Sb 206.836†	-6.5	-0.00299	mg/L	0.002883	-0.00299	mg/L	0.002883	96.31%
Se 196.026†	-139.1	-0.04923	mg/L	0.006667	-0.04923	mg/L	0.006667	13.54%
Si 288.158†	-15.1	-0.00865	mg/L	0.005866	-0.00865	mg/L	0.005866	67.80%
Sn 189.927†	-14.9	-0.00976	mg/L	0.002124	-0.00976	mg/L	0.002124	21.75%
Sr 421.552†	720.0	0.00012	mg/L	0.000116	0.00012	mg/L	0.000116	93.70%
Ti 334.903†	119.8	0.00571	mg/L	0.000657	0.00571	mg/L	0.000657	11.50%
Tl 190.801†	-57.2	-0.02723	mg/L	0.002056	-0.02723	mg/L	0.002056	7.55%
V 292.402†	1853.8	-0.00012	mg/L	0.000154	-0.00012	mg/L	0.000154	126.14%
Zn 206.200†	-14.2	-0.01055	mg/L	0.001769	-0.01055	mg/L	0.001769	16.76%

Sequence No.: 5
Sample ID: ICSAB
Analyst:
Initial Sample Wt:
Dilution: 1X

Autosampler Location: 23
Date Collected: 10/9/2007 12:45:15 PM
Data Type: Original
Initial Sample Vol:
Sample Prep Vol:

Nebulizer Parameters: ICSAB

Analyte	Back Pressure	Flow
All	155.0 kPa	0.50 L/min

Mean Data: ICSAB

Analyte	Mean Corrected Intensity	Calib Conc.	Calib Units	Calib Std.Dev.	Sample Conc.	Sample Units	Sample Std.Dev.	RSD
ScA 357.253	1755438.9	98.37	%	0.169				0.17%
ScR 361.383	151302.3	103.2	%	0.23				0.22%
Ag 328.068†	172558.5	1.071	mg/L	0.0014	1.071	mg/L	0.0014	0.13%
Al 308.215†	335515.0	200.0	mg/L	0.31	200.0	mg/L	0.31	0.16%
As 188.979†	1286.4	1.045	mg/L	0.0045	1.045	mg/L	0.0045	0.43%
B 249.677†	2.6	0.01479	mg/L	0.001566	0.01479	mg/L	0.001566	10.59%
Ba 233.527†	5607.9	0.9696	mg/L	0.00572	0.9696	mg/L	0.00572	0.59%
Be 313.042†	285191.0	1.019	mg/L	0.0019	1.019	mg/L	0.0019	0.18%
Ca 317.933†	1025986.6	99.08	mg/L	0.217	99.08	mg/L	0.217	0.22%
Cd 228.802†	42595.7	1.010	mg/L	0.0061	1.010	mg/L	0.0061	0.60%
Co 228.616†	50365.4	0.9430	mg/L	0.00374	0.9430	mg/L	0.00374	0.40%
Cr 267.716†	4063.3	0.9663	mg/L	0.00218	0.9663	mg/L	0.00218	0.23%
Cu 324.752†	234856.7	1.085	mg/L	0.0015	1.085	mg/L	0.0015	0.13%
Fe 273.955†	245799.6	198.1	mg/L	0.31	198.1	mg/L	0.31	0.16%
K 766.490†	145.7	0.1067	mg/L	0.04422	0.1067	mg/L	0.04422	41.43%
Mg 279.077†	128353.8	102.2	mg/L	0.19	102.2	mg/L	0.19	0.19%
Mn 257.610†	29023.2	0.9882	mg/L	0.00309	0.9882	mg/L	0.00309	0.31%
Mo 202.031†	-10.7	0.00505	mg/L	0.000423	0.00505	mg/L	0.000423	8.38%
Na 589.592†	27.2	0.01318	mg/L	0.004912	0.01318	mg/L	0.004912	37.27%
Na 330.237†	17.0	0.1335	mg/L	0.16207	0.1335	mg/L	0.16207	121.40%
Ni 231.604†	1187.9	0.9575	mg/L	0.00282	0.9575	mg/L	0.00282	0.29%
Pb 220.353†	6615.0	0.9829	mg/L	0.00409	0.9829	mg/L	0.00409	0.42%
Sb 206.836†	2223.6	1.036	mg/L	0.0046	1.036	mg/L	0.0046	0.44%
Se 196.026†	1016.4	0.9739	mg/L	0.00281	0.9739	mg/L	0.00281	0.29%
Si 288.158†	-23.0	-0.01262	mg/L	0.005507	-0.01262	mg/L	0.005507	43.64%
Sn 189.927†	-25.9	-0.01302	mg/L	0.002461	-0.01302	mg/L	0.002461	18.90%
Sr 421.552†	624.2	-0.00026	mg/L	0.000216	-0.00026	mg/L	0.000216	84.48%
Ti 334.903†	120.3	0.00546	mg/L	0.000530	0.00546	mg/L	0.000530	9.71%
Tl 190.801†	2001.0	0.9395	mg/L	0.00397	0.9395	mg/L	0.00397	0.42%
V 292.402†	123347.4	1.021	mg/L	0.0019	1.021	mg/L	0.0019	0.19%
Zn 206.200†	1001.6	0.9405	mg/L	0.00107	0.9405	mg/L	0.00107	0.11%

Sequence No.: 6
Sample ID: CV
Analyst:
Initial Sample Wt:
Dilution: 1X

Autosampler Location: 7
Date Collected: 10/9/2007 12:51:48 PM
Data Type: Original
Initial Sample Vol:
Sample Prep Vol:

Nebulizer Parameters: CV

Analyte	Back Pressure	Flow
All	155.0 kPa	0.50 L/min

Mean Data: CV

Analyte	Mean Corrected Intensity	Calib Conc.	Calib Units	Std.Dev.	Sample Conc.	Sample Units	Std.Dev.	RSD
ScA 357.253	1786646.7	100.1	%	0.40				0.40%
ScR 361.383	153397.1	104.6	%	0.43				0.41%
Ag 328.068†	163817.0	1.010	mg/L	0.0115	1.010	mg/L	0.0115	1.14%
Al 308.215†	3352.5	1.959	mg/L	0.0069	1.959	mg/L	0.0069	0.35%
As 188.979†	2381.7	2.010	mg/L	0.0097	2.010	mg/L	0.0097	0.48%
B 249.677†	1939.6	0.9688	mg/L	0.00710	0.9688	mg/L	0.00710	0.73%
Ba 233.527†	5566.6	0.9701	mg/L	0.00328	0.9701	mg/L	0.00328	0.34%
Be 313.042†	279562.5	0.9986	mg/L	0.00152	0.9986	mg/L	0.00152	0.15%
Ca 317.933†	21369.7	2.063	mg/L	0.0003	2.063	mg/L	0.0003	0.01%
Cd 228.802†	42994.7	1.013	mg/L	0.0029	1.013	mg/L	0.0029	0.28%
Co 228.616†	51922.8	0.9742	mg/L	0.00762	0.9742	mg/L	0.00762	0.78%
Cr 267.716†	4069.8	0.9639	mg/L	0.00292	0.9639	mg/L	0.00292	0.30%
Cu 324.752†	232503.6	1.055	mg/L	0.0085	1.055	mg/L	0.0085	0.81%
Fe 273.955†	2483.6	1.998	mg/L	0.0100	1.998	mg/L	0.0100	0.50%
K 766.490†	27564.0	20.19	mg/L	0.056	20.19	mg/L	0.056	0.28%
Mg 279.077†	2551.6	2.037	mg/L	0.0047	2.037	mg/L	0.0047	0.23%
Mn 257.610†	28550.7	0.9753	mg/L	0.00321	0.9753	mg/L	0.00321	0.33%
Mo 202.031†	6165.0	0.9714	mg/L	0.00443	0.9714	mg/L	0.00443	0.46%
Na 589.592†	100281.5	48.55	mg/L	0.235	48.55	mg/L	0.235	0.48%
Na 330.237†	1181.7	50.85	mg/L	0.183	50.85	mg/L	0.183	0.36%
Ni 231.604†	1216.6	0.9815	mg/L	0.00540	0.9815	mg/L	0.00540	0.55%
Pb 220.353†	14473.1	2.049	mg/L	0.0106	2.049	mg/L	0.0106	0.52%
Sb 206.836†	4290.1	2.016	mg/L	0.0101	2.016	mg/L	0.0101	0.50%
Se 196.026†	2225.5	1.972	mg/L	0.0128	1.972	mg/L	0.0128	0.65%
Si 288.158†	3542.3	2.035	mg/L	0.0173	2.035	mg/L	0.0173	0.85%
Sn 189.927†	3062.9	0.9154	mg/L	0.00346	0.9154	mg/L	0.00346	0.38%
Sr 421.552†	304071.8	0.9858	mg/L	0.00046	0.9858	mg/L	0.00046	0.05%
Ti 334.903†	20922.9	0.9962	mg/L	0.00240	0.9962	mg/L	0.00240	0.24%
Tl 190.801†	4146.8	1.958	mg/L	0.0079	1.958	mg/L	0.0079	0.40%
V 292.402†	118526.8	1.001	mg/L	0.0091	1.001	mg/L	0.0091	0.91%
Zn 206.200†	1075.9	1.007	mg/L	0.0045	1.007	mg/L	0.0045	0.44%

Sequence No.: 7
Sample ID: CB
Analyst:
Initial Sample Wt:
Dilution: 1X

Autosampler Location: 1
Date Collected: 10/9/2007 12:58:22 PM
Data Type: Original
Initial Sample Vol:
Sample Prep Vol:

Nebulizer Parameters: CB

Analyte	Back Pressure	Flow
All	156.0 kPa	0.50 L/min

Mean Data: CB

Analyte	Mean Corrected Intensity	Calib Conc.	Calib Units	Calib Std.Dev.	Sample Conc.	Sample Units	Sample Std.Dev.	RSD
ScA 357.253	1793387.1	100.5	%	0.36				0.36%
ScR 361.383	149962.1	102.2	%	1.14				1.11%
Ag 328.068†	166.4	0.00103	mg/L	0.000298	0.00103	mg/L	0.000298	29.04%
Al 308.215†	-13.8	-0.00821	mg/L	0.003619	-0.00821	mg/L	0.003619	44.10%
As 188.979†	2.7	0.00232	mg/L	0.002817	0.00232	mg/L	0.002817	121.22%
B 249.677†	20.2	0.01010	mg/L	0.001899	0.01010	mg/L	0.001899	18.79%
Ba 233.527†	5.8	0.00101	mg/L	0.000650	0.00101	mg/L	0.000650	64.29%
Be 313.042†	31.7	0.00011	mg/L	0.000100	0.00011	mg/L	0.000100	88.56%
Ca 317.933†	47.4	0.00458	mg/L	0.001887	0.00458	mg/L	0.001887	41.25%
Cd 228.802†	1.9	0.00003	mg/L	0.000103	0.00003	mg/L	0.000103	339.10%
Co 228.616†	15.7	0.00029	mg/L	0.000158	0.00029	mg/L	0.000158	53.55%
Cr 267.716†	1.5	0.00035	mg/L	0.001695	0.00035	mg/L	0.001695	479.74%
Cu 324.752†	154.4	0.00070	mg/L	0.000281	0.00070	mg/L	0.000281	40.14%
Fe 273.955†	0.2	0.00013	mg/L	0.000848	0.00013	mg/L	0.000848	660.85%
K 766.490†	-12.1	-0.00889	mg/L	0.040097	-0.00889	mg/L	0.040097	450.92%
Mg 279.077†	8.4	0.00669	mg/L	0.007932	0.00669	mg/L	0.007932	118.65%
Mn 257.610†	4.4	0.00015	mg/L	0.000214	0.00015	mg/L	0.000214	143.32%
Mo 202.031†	1.4	0.00022	mg/L	0.000319	0.00022	mg/L	0.000319	142.70%
Na 589.592†	47.6	0.02304	mg/L	0.005809	0.02304	mg/L	0.005809	25.22%
Na 330.237†	-16.1	-0.6985	mg/L	0.50647	-0.6985	mg/L	0.50647	72.50%
Ni 231.604†	3.9	0.00313	mg/L	0.001885	0.00313	mg/L	0.001885	60.19%
Pb 220.353†	9.3	0.00132	mg/L	0.000803	0.00132	mg/L	0.000803	61.02%
Sb 206.836†	-8.5	-0.00397	mg/L	0.001214	-0.00397	mg/L	0.001214	30.60%
Se 196.026†	-5.4	-0.00478	mg/L	0.003163	-0.00478	mg/L	0.003163	66.19%
Si 288.158†	5.7	0.00326	mg/L	0.004022	0.00326	mg/L	0.004022	123.24%
Sn 189.927†	8.4	0.00251	mg/L	0.001366	0.00251	mg/L	0.001366	54.49%
Sr 421.552†	-70.6	-0.00023	mg/L	0.000130	-0.00023	mg/L	0.000130	56.86%
Ti 334.903†	-4.2	-0.00020	mg/L	0.002617	-0.00020	mg/L	0.002617	>999.9%
Tl 190.801†	9.7	0.00460	mg/L	0.000866	0.00460	mg/L	0.000866	18.85%
V 292.402†	40.9	0.00035	mg/L	0.000278	0.00035	mg/L	0.000278	80.49%
Zn 206.200†	1.0	0.00097	mg/L	0.000827	0.00097	mg/L	0.000827	85.69%

Sequence No.: 8
Sample ID: IDL1
Analyst:
Initial Sample Wt:
Dilution:

Autosampler Location: 1
Date Collected: 10/9/2007 1:04:54 PM
Data Type: Original
Initial Sample Vol:
Sample Prep Vol:

Nebulizer Parameters: IDL1

Analyte	Back Pressure	Flow
All	156.0 kPa	0.50 L/min

Mean Data: IDL1

Analyte	Mean Corrected Intensity	Calib Conc.	Calib Units	Std.Dev.	Sample Conc.	Sample Units	Std.Dev.	RSD
ScA 357.253	1797032.5	100.7	%	0.47				0.47%
ScR 361.383	151741.1	103.5	%	0.64				0.62%
Ag 328.068†	74.7	0.00046	mg/L	0.000426	0.00046	mg/L	0.000426	92.44%
Al 308.215†	-5.5	-0.00329	mg/L	0.018267	-0.00329	mg/L	0.018267	554.90%
As 188.979†	5.3	0.00448	mg/L	0.001746	0.00448	mg/L	0.001746	38.99%
B 249.677†	6.3	0.00315	mg/L	0.000730	0.00315	mg/L	0.000730	23.19%
Ba 233.527†	3.0	0.00052	mg/L	0.000527	0.00052	mg/L	0.000527	101.68%
Be 313.042†	42.1	0.00015	mg/L	0.000073	0.00015	mg/L	0.000073	48.51%
Ca 317.933†	33.0	0.00319	mg/L	0.001337	0.00319	mg/L	0.001337	41.91%
Cd 228.802†	5.9	0.00011	mg/L	0.000092	0.00011	mg/L	0.000092	81.52%
Co 228.616†	14.6	0.00028	mg/L	0.000119	0.00028	mg/L	0.000119	42.99%
Cr 267.716†	3.6	0.00086	mg/L	0.001142	0.00086	mg/L	0.001142	132.28%
Cu 324.752†	125.3	0.00057	mg/L	0.000196	0.00057	mg/L	0.000196	34.42%
Fe 273.955†	-3.4	-0.00278	mg/L	0.001756	-0.00278	mg/L	0.001756	63.23%
K 766.490†	-34.2	-0.02505	mg/L	0.013267	-0.02505	mg/L	0.013267	52.96%
Mg 279.077†	6.9	0.00549	mg/L	0.015925	0.00549	mg/L	0.015925	290.22%
Mn 257.610†	0.9	0.00003	mg/L	0.000169	0.00003	mg/L	0.000169	547.82%
Mo 202.031†	3.9	0.00062	mg/L	0.000267	0.00062	mg/L	0.000267	43.25%
Na 589.592†	72.4	0.03505	mg/L	0.005354	0.03505	mg/L	0.005354	15.27%
Na 330.237†	-6.7	-0.2903	mg/L	0.59657	-0.2903	mg/L	0.59657	205.54%
Ni 231.604†	4.2	0.00335	mg/L	0.001997	0.00335	mg/L	0.001997	59.67%
Pb 220.353†	6.2	0.00088	mg/L	0.000690	0.00088	mg/L	0.000690	78.47%
Sb 206.836†	-2.1	-0.00099	mg/L	0.001179	-0.00099	mg/L	0.001179	119.04%
Se 196.026†	-5.0	-0.00446	mg/L	0.003290	-0.00446	mg/L	0.003290	73.69%
Si 288.158†	-18.1	-0.01037	mg/L	0.009692	-0.01037	mg/L	0.009692	93.44%
Sn 189.927†	8.4	0.00251	mg/L	0.000719	0.00251	mg/L	0.000719	28.67%
Sr 421.552†	-121.3	-0.00039	mg/L	0.000197	-0.00039	mg/L	0.000197	50.21%
Ti 334.903†	-30.6	-0.00146	mg/L	0.000100	-0.00146	mg/L	0.000100	6.89%
Tl 190.801†	5.2	0.00246	mg/L	0.000763	0.00246	mg/L	0.000763	30.97%
V 292.402†	27.5	0.00024	mg/L	0.000394	0.00024	mg/L	0.000394	163.82%
Zn 206.200†	-0.1	-0.00010	mg/L	0.000627	-0.00010	mg/L	0.000627	619.00%

Sequence No.: 9
Sample ID: IDL2
Analyst:
Initial Sample Wt:
Dilution:

Autosampler Location: 1
Date Collected: 10/9/2007 1:11:25 PM
Data Type: Original
Initial Sample Vol:
Sample Prep Vol:

Nebulizer Parameters: IDL2

Analyte	Back Pressure	Flow
All	156.0 kPa	0.50 L/min

Mean Data: IDL2

Analyte	Mean Corrected Intensity	Calib Conc.	Calib Units	Calib Std.Dev.	Sample Conc.	Sample Units	Sample Std.Dev.	RSD
ScA 357.253	1796223.4	100.7	%	0.36				0.36%
ScR 361.383	152951.5	104.3	%	0.60				0.57%
Ag 328.068†	123.2	0.00076	mg/L	0.000388	0.00076	mg/L	0.000388	51.11%
Al 308.215†	-11.7	-0.00696	mg/L	0.015125	-0.00696	mg/L	0.015125	217.43%
As 188.979†	2.7	0.00227	mg/L	0.005738	0.00227	mg/L	0.005738	253.05%
B 249.677†	3.1	0.00156	mg/L	0.002107	0.00156	mg/L	0.002107	135.42%
Ba 233.527†	1.9	0.00033	mg/L	0.000684	0.00033	mg/L	0.000684	209.33%
Be 313.042†	28.5	0.00010	mg/L	0.000081	0.00010	mg/L	0.000081	80.08%
Ca 317.933†	51.4	0.00497	mg/L	0.003121	0.00497	mg/L	0.003121	62.83%
Cd 228.802†	-3.1	-0.00009	mg/L	0.000159	-0.00009	mg/L	0.000159	179.72%
Co 228.616†	9.9	0.00019	mg/L	0.000222	0.00019	mg/L	0.000222	118.92%
Cr 267.716†	-0.4	-0.00009	mg/L	0.001707	-0.00009	mg/L	0.001707	>999.9%
Cu 324.752†	144.8	0.00066	mg/L	0.000114	0.00066	mg/L	0.000114	17.32%
Fe 273.955†	1.0	0.00080	mg/L	0.001903	0.00080	mg/L	0.001903	237.98%
K 766.490†	-5.7	-0.00417	mg/L	0.017916	-0.00417	mg/L	0.017916	429.99%
Mg 279.077†	6.4	0.00507	mg/L	0.014320	0.00507	mg/L	0.014320	282.51%
Mn 257.610†	4.8	0.00016	mg/L	0.000152	0.00016	mg/L	0.000152	93.88%
Mo 202.031†	-0.3	-0.00005	mg/L	0.001353	-0.00005	mg/L	0.001353	>999.9%
Na 589.592†	36.8	0.01782	mg/L	0.006020	0.01782	mg/L	0.006020	33.78%
Na 330.237†	0.7	0.03073	mg/L	0.545664	0.03073	mg/L	0.545664	>999.9%
Ni 231.604†	1.6	0.00131	mg/L	0.001065	0.00131	mg/L	0.001065	81.04%
Pb 220.353†	0.7	0.00009	mg/L	0.000584	0.00009	mg/L	0.000584	638.72%
Sb 206.836†	-6.0	-0.00283	mg/L	0.003553	-0.00283	mg/L	0.003553	125.60%
Se 196.026†	-1.8	-0.00158	mg/L	0.002263	-0.00158	mg/L	0.002263	143.40%
Si 288.158†	-2.3	-0.00134	mg/L	0.008733	-0.00134	mg/L	0.008733	649.81%
Sn 189.927†	7.0	0.00208	mg/L	0.000955	0.00208	mg/L	0.000955	45.95%
Sr 421.552†	-98.1	-0.00032	mg/L	0.000109	-0.00032	mg/L	0.000109	34.32%
Ti 334.903†	-19.3	-0.00092	mg/L	0.001690	-0.00092	mg/L	0.001690	183.28%
Tl 190.801†	4.7	0.00222	mg/L	0.001003	0.00222	mg/L	0.001003	45.16%
V 292.402†	11.9	0.00010	mg/L	0.000096	0.00010	mg/L	0.000096	96.58%
Zn 206.200†	-1.3	-0.00123	mg/L	0.001694	-0.00123	mg/L	0.001694	137.49%

Sequence No.: 10
Sample ID: IDL3
Analyst:
Initial Sample Wt:
Dilution:

Autosampler Location: 1
Date Collected: 10/9/2007 1:17:56 PM
Data Type: Original
Initial Sample Vol:
Sample Prep Vol:

Nebulizer Parameters: IDL3

Analyte	Back Pressure	Flow
All	156.0 kPa	0.50 L/min

Mean Data: IDL3

Analyte	Mean Corrected Intensity	Calib Conc.	Calib Units	Std.Dev.	Sample Conc.	Sample Units	Std.Dev.	RSD
ScA 357.253	1797209.6	100.7	%	0.47				0.47%
ScR 361.383	152069.7	103.7	%	0.30				0.29%
Ag 328.068†	101.4	0.00062	mg/L	0.000620	0.00062	mg/L	0.000620	99.27%
Al 308.215†	-11.7	-0.00701	mg/L	0.003005	-0.00701	mg/L	0.003005	42.87%
As 188.979†	4.3	0.00363	mg/L	0.002373	0.00363	mg/L	0.002373	65.31%
B 249.677†	9.2	0.00461	mg/L	0.002860	0.00461	mg/L	0.002860	62.01%
Ba 233.527†	-4.6	-0.00081	mg/L	0.000436	-0.00081	mg/L	0.000436	53.99%
Be 313.042†	45.8	0.00016	mg/L	0.000051	0.00016	mg/L	0.000051	31.03%
Ca 317.933†	47.5	0.00459	mg/L	0.000396	0.00459	mg/L	0.000396	8.62%
Cd 228.802†	4.7	0.00009	mg/L	0.000036	0.00009	mg/L	0.000036	40.89%
Co 228.616†	9.5	0.00018	mg/L	0.000120	0.00018	mg/L	0.000120	68.16%
Cr 267.716†	3.5	0.00082	mg/L	0.000636	0.00082	mg/L	0.000636	77.70%
Cu 324.752†	110.2	0.00050	mg/L	0.000228	0.00050	mg/L	0.000228	45.66%
Fe 273.955†	-2.4	-0.00193	mg/L	0.002650	-0.00193	mg/L	0.002650	137.22%
K 766.490†	-42.1	-0.03083	mg/L	0.021881	-0.03083	mg/L	0.021881	70.97%
Mg 279.077†	2.7	0.00214	mg/L	0.016008	0.00214	mg/L	0.016008	748.15%
Mn 257.610†	2.2	0.00008	mg/L	0.000064	0.00008	mg/L	0.000064	84.43%
Mo 202.031†	3.0	0.00047	mg/L	0.000597	0.00047	mg/L	0.000597	127.75%
Na 589.592†	34.1	0.01651	mg/L	0.003911	0.01651	mg/L	0.003911	23.70%
Na 330.237†	-21.3	-0.9245	mg/L	0.23327	-0.9245	mg/L	0.23327	25.23%
Ni 231.604†	3.0	0.00242	mg/L	0.006803	0.00242	mg/L	0.006803	280.87%
Pb 220.353†	2.1	0.00029	mg/L	0.000193	0.00029	mg/L	0.000193	66.56%
Sb 206.836†	-1.3	-0.00060	mg/L	0.001758	-0.00060	mg/L	0.001758	294.66%
Se 196.026†	-0.1	-0.00009	mg/L	0.003700	-0.00009	mg/L	0.003700	>999.9%
Si 288.158†	-7.3	-0.00417	mg/L	0.005255	-0.00417	mg/L	0.005255	126.09%
Sn 189.927†	7.4	0.00220	mg/L	0.001171	0.00220	mg/L	0.001171	53.27%
Sr 421.552†	-121.8	-0.00039	mg/L	0.000094	-0.00039	mg/L	0.000094	23.78%
Ti 334.903†	21.5	0.00102	mg/L	0.000107	0.00102	mg/L	0.000107	10.41%
Tl 190.801†	3.1	0.00146	mg/L	0.001404	0.00146	mg/L	0.001404	96.07%
V 292.402†	1.2	0.00002	mg/L	0.000127	0.00002	mg/L	0.000127	728.74%
Zn 206.200†	-0.3	-0.00032	mg/L	0.000727	-0.00032	mg/L	0.000727	224.08%

Sequence No.: 11
Sample ID: IDL4
Analyst:
Initial Sample Wt:
Dilution:

Autosampler Location: 1
Date Collected: 10/9/2007 1:24:28 PM
Data Type: Original
Initial Sample Vol:
Sample Prep Vol:

Nebulizer Parameters: IDL4

Analyte	Back Pressure	Flow
All	156.0 kPa	0.50 L/min

Mean Data: IDL4

Analyte	Mean Corrected Intensity	Calib Conc.	Calib Units	Std.Dev.	Sample Conc.	Sample Units	Std.Dev.	RSD
ScA 357.253	1797716.4	100.7	%	0.70				0.69%
ScR 361.383	151173.8	103.1	%	0.21				0.20%
Ag 328.068†	51.4	0.00032	mg/L	0.000243	0.00032	mg/L	0.000243	76.75%
Al 308.215†	16.1	0.00957	mg/L	0.008414	0.00957	mg/L	0.008414	87.92%
As 188.979†	0.3	0.00029	mg/L	0.004979	0.00029	mg/L	0.004979	>999.9%
B 249.677†	9.6	0.00478	mg/L	0.002481	0.00478	mg/L	0.002481	51.91%
Ba 233.527†	3.8	0.00067	mg/L	0.000195	0.00067	mg/L	0.000195	29.26%
Be 313.042†	48.0	0.00017	mg/L	0.000044	0.00017	mg/L	0.000044	25.80%
Ca 317.933†	74.7	0.00721	mg/L	0.000831	0.00721	mg/L	0.000831	11.53%
Cd 228.802†	-4.9	-0.00012	mg/L	0.000086	-0.00012	mg/L	0.000086	72.87%
Co 228.616†	5.9	0.00011	mg/L	0.000119	0.00011	mg/L	0.000119	106.91%
Cr 267.716†	8.5	0.00202	mg/L	0.000545	0.00202	mg/L	0.000545	27.01%
Cu 324.752†	137.0	0.00062	mg/L	0.000235	0.00062	mg/L	0.000235	37.77%
Fe 273.955†	-2.5	-0.00199	mg/L	0.002922	-0.00199	mg/L	0.002922	146.64%
K 766.490†	26.9	0.01970	mg/L	0.061255	0.01970	mg/L	0.061255	310.97%
Mg 279.077†	-0.9	-0.00074	mg/L	0.008897	-0.00074	mg/L	0.008897	>999.9%
Mn 257.610†	3.8	0.00013	mg/L	0.000286	0.00013	mg/L	0.000286	223.23%
Mo 202.031†	4.0	0.00062	mg/L	0.000954	0.00062	mg/L	0.000954	152.87%
Na 589.592†	41.9	0.02031	mg/L	0.007529	0.02031	mg/L	0.007529	37.07%
Na 330.237†	-14.0	-0.6050	mg/L	0.13084	-0.6050	mg/L	0.13084	21.62%
Ni 231.604†	-0.7	-0.00057	mg/L	0.000971	-0.00057	mg/L	0.000971	170.65%
Pb 220.353†	3.8	0.00054	mg/L	0.000582	0.00054	mg/L	0.000582	107.38%
Sb 206.836†	-0.5	-0.00027	mg/L	0.002399	-0.00027	mg/L	0.002399	890.61%
Se 196.026†	-1.7	-0.00146	mg/L	0.007098	-0.00146	mg/L	0.007098	485.29%
Si 288.158†	-5.3	-0.00302	mg/L	0.008629	-0.00302	mg/L	0.008629	285.65%
Sn 189.927†	4.5	0.00136	mg/L	0.000968	0.00136	mg/L	0.000968	71.33%
Sr 421.552†	-116.3	-0.00038	mg/L	0.000139	-0.00038	mg/L	0.000139	36.79%
Ti 334.903†	2.1	0.00010	mg/L	0.000102	0.00010	mg/L	0.000102	103.48%
Tl 190.801†	1.8	0.00085	mg/L	0.001639	0.00085	mg/L	0.001639	193.50%
V 292.402†	9.5	0.00010	mg/L	0.000239	0.00010	mg/L	0.000239	247.62%
Zn 206.200†	-0.3	-0.00027	mg/L	0.001207	-0.00027	mg/L	0.001207	449.35%

Sequence No.: 12
Sample ID: IDL5
Analyst:
Initial Sample Wt:
Dilution:

Autosampler Location: 11
Date Collected: 10/9/2007 1:31:00 PM
Data Type: Original
Initial Sample Vol:
Sample Prep Vol:

Nebulizer Parameters: IDL5

Analyte	Back Pressure	Flow
All	156.0 kPa	0.50 L/min

Mean Data: IDL5

Analyte	Mean Corrected Intensity	Calib Conc.	Calib Units	Calib Std.Dev.	Sample Conc.	Sample Units	Sample Std.Dev.	RSD
ScA 357.253	1799378.0	100.8	%	1.07				1.06%
ScR 361.383	152608.1	104.1	%	0.21				0.20%
Ag 328.068†	134.3	0.00083	mg/L	0.000835	0.00083	mg/L	0.000835	100.93%
Al 308.215†	2.2	0.00128	mg/L	0.013200	0.00128	mg/L	0.013200	>999.9%
As 188.979†	2.7	0.00227	mg/L	0.002898	0.00227	mg/L	0.002898	127.72%
B 249.677†	3.4	0.00171	mg/L	0.002072	0.00171	mg/L	0.002072	121.07%
Ba 233.527†	-0.8	-0.00013	mg/L	0.001206	-0.00013	mg/L	0.001206	893.81%
Be 313.042†	3.4	0.00001	mg/L	0.000048	0.00001	mg/L	0.000048	425.09%
Ca 317.933†	14.0	0.00135	mg/L	0.002376	0.00135	mg/L	0.002376	175.96%
Cd 228.802†	5.9	0.00013	mg/L	0.000093	0.00013	mg/L	0.000093	73.30%
Co 228.616†	5.7	0.00011	mg/L	0.000072	0.00011	mg/L	0.000072	67.41%
Cr 267.716†	5.6	0.00132	mg/L	0.001242	0.00132	mg/L	0.001242	94.26%
Cu 324.752†	126.3	0.00057	mg/L	0.000238	0.00057	mg/L	0.000238	41.53%
Fe 273.955†	-3.3	-0.00269	mg/L	0.000573	-0.00269	mg/L	0.000573	21.28%
K 766.490†	7.5	0.00553	mg/L	0.038538	0.00553	mg/L	0.038538	697.52%
Mg 279.077†	11.5	0.00920	mg/L	0.009855	0.00920	mg/L	0.009855	107.15%
Mn 257.610†	-1.9	-0.00006	mg/L	0.000164	-0.00006	mg/L	0.000164	254.61%
Mo 202.031†	3.7	0.00059	mg/L	0.000899	0.00059	mg/L	0.000899	152.83%
Na 589.592†	40.7	0.01971	mg/L	0.006329	0.01971	mg/L	0.006329	32.10%
Na 330.237†	-23.3	-1.008	mg/L	0.5044	-1.008	mg/L	0.5044	50.04%
Ni 231.604†	0.5	0.00040	mg/L	0.001329	0.00040	mg/L	0.001329	329.57%
Pb 220.353†	6.3	0.00089	mg/L	0.000458	0.00089	mg/L	0.000458	51.21%
Sb 206.836†	-6.4	-0.00303	mg/L	0.000978	-0.00303	mg/L	0.000978	32.23%
Se 196.026†	-1.5	-0.00131	mg/L	0.002634	-0.00131	mg/L	0.002634	200.90%
Si 288.158†	-7.2	-0.00415	mg/L	0.005819	-0.00415	mg/L	0.005819	140.17%
Sn 189.927†	6.6	0.00197	mg/L	0.000760	0.00197	mg/L	0.000760	38.61%
Sr 421.552†	-100.7	-0.00033	mg/L	0.000099	-0.00033	mg/L	0.000099	30.45%
Ti 334.903†	-0.4	-0.00002	mg/L	0.001275	-0.00002	mg/L	0.001275	>999.9%
Tl 190.801†	-1.9	-0.00089	mg/L	0.001435	-0.00089	mg/L	0.001435	161.34%
V 292.402†	43.5	0.00038	mg/L	0.000140	0.00038	mg/L	0.000140	37.30%
Zn 206.200†	0.4	0.00036	mg/L	0.001803	0.00036	mg/L	0.001803	503.57%

Sequence No.: 13
Sample ID: IDL6
Analyst:
Initial Sample Wt:
Dilution:

Autosampler Location: 11
Date Collected: 10/9/2007 1:37:33 PM
Data Type: Original
Initial Sample Vol:
Sample Prep Vol:

Nebulizer Parameters: IDL6

Analyte	Back Pressure	Flow
All	156.0 kPa	0.50 L/min

Mean Data: IDL6

Analyte	Mean Corrected Intensity	Calib Conc.	Calib Units	Std.Dev.	Sample Conc.	Sample Units	Std.Dev.	RSD
ScA 357.253	1791515.7	100.4	%	0.59				0.59%
ScR 361.383	152100.6	103.7	%	0.37				0.36%
Ag 328.068†	140.6	0.00087	mg/L	0.000421	0.00087	mg/L	0.000421	48.55%
Al 308.215†	-27.2	-0.01623	mg/L	0.010493	-0.01623	mg/L	0.010493	64.63%
As 188.979†	1.9	0.00162	mg/L	0.001707	0.00162	mg/L	0.001707	105.38%
B 249.677†	4.8	0.00239	mg/L	0.000674	0.00239	mg/L	0.000674	28.25%
Ba 233.527†	4.3	0.00074	mg/L	0.000733	0.00074	mg/L	0.000733	98.44%
Be 313.042†	33.4	0.00012	mg/L	0.000063	0.00012	mg/L	0.000063	52.76%
Ca 317.933†	19.8	0.00191	mg/L	0.001471	0.00191	mg/L	0.001471	76.87%
Cd 228.802†	5.2	0.00011	mg/L	0.000106	0.00011	mg/L	0.000106	93.93%
Co 228.616†	6.6	0.00013	mg/L	0.000055	0.00013	mg/L	0.000055	43.76%
Cr 267.716†	-1.1	-0.00027	mg/L	0.001504	-0.00027	mg/L	0.001504	565.12%
Cu 324.752†	82.0	0.00037	mg/L	0.000058	0.00037	mg/L	0.000058	15.48%
Fe 273.955†	-4.0	-0.00324	mg/L	0.003075	-0.00324	mg/L	0.003075	94.89%
K 766.490†	-4.6	-0.00339	mg/L	0.006001	-0.00339	mg/L	0.006001	176.84%
Mg 279.077†	-0.3	-0.00027	mg/L	0.021227	-0.00027	mg/L	0.021227	>999.9%
Mn 257.610†	-1.3	-0.00004	mg/L	0.000123	-0.00004	mg/L	0.000123	286.55%
Mo 202.031†	-0.6	-0.00009	mg/L	0.001029	-0.00009	mg/L	0.001029	>999.9%
Na 589.592†	23.1	0.01117	mg/L	0.009230	0.01117	mg/L	0.009230	82.62%
Na 330.237†	-27.1	-1.174	mg/L	0.3460	-1.174	mg/L	0.3460	29.47%
Ni 231.604†	-0.2	-0.00015	mg/L	0.002788	-0.00015	mg/L	0.002788	>999.9%
Pb 220.353†	-0.2	-0.00004	mg/L	0.000323	-0.00004	mg/L	0.000323	840.69%
Sb 206.836†	-5.5	-0.00260	mg/L	0.000888	-0.00260	mg/L	0.000888	34.19%
Se 196.026†	-2.4	-0.00213	mg/L	0.002338	-0.00213	mg/L	0.002338	109.67%
Si 288.158†	-20.4	-0.01168	mg/L	0.009930	-0.01168	mg/L	0.009930	85.03%
Sn 189.927†	5.4	0.00162	mg/L	0.000098	0.00162	mg/L	0.000098	6.04%
Sr 421.552†	-138.2	-0.00045	mg/L	0.000163	-0.00045	mg/L	0.000163	36.27%
Ti 334.903†	-12.7	-0.00061	mg/L	0.000952	-0.00061	mg/L	0.000952	156.95%
Tl 190.801†	1.9	0.00092	mg/L	0.001983	0.00092	mg/L	0.001983	216.32%
V 292.402†	28.7	0.00024	mg/L	0.000151	0.00024	mg/L	0.000151	63.59%
Zn 206.200†	0.6	0.00055	mg/L	0.001900	0.00055	mg/L	0.001900	344.41%

Sequence No.: 14
Sample ID: IDL7
Analyst:
Initial Sample Wt:
Dilution:

Autosampler Location: 11
Date Collected: 10/9/2007 1:44:06 PM
Data Type: Original
Initial Sample Vol:
Sample Prep Vol:

Nebulizer Parameters: IDL7

Analyte	Back Pressure	Flow
All	155.0 kPa	0.50 L/min

Mean Data: IDL7

Analyte	Mean Corrected Intensity	Calib Conc.	Calib Units	Std.Dev.	Sample Conc.	Sample Units	Std.Dev.	RSD
ScA 357.253	1788643.5	100.2	%	0.45				0.45%
ScR 361.383	151265.4	103.1	%	0.53				0.51%
Ag 328.068†	67.1	0.00041	mg/L	0.000362	0.00041	mg/L	0.000362	87.47%
Al 308.215†	-15.1	-0.00898	mg/L	0.008015	-0.00898	mg/L	0.008015	89.21%
As 188.979†	7.9	0.00665	mg/L	0.002250	0.00665	mg/L	0.002250	33.86%
B 249.677†	2.1	0.00107	mg/L	0.002261	0.00107	mg/L	0.002261	211.07%
Ba 233.527†	-0.6	-0.00010	mg/L	0.000399	-0.00010	mg/L	0.000399	403.30%
Be 313.042†	38.5	0.00014	mg/L	0.000055	0.00014	mg/L	0.000055	39.97%
Ca 317.933†	54.3	0.00524	mg/L	0.002278	0.00524	mg/L	0.002278	43.45%
Cd 228.802†	1.1	-0.00002	mg/L	0.000064	-0.00002	mg/L	0.000064	398.20%
Co 228.616†	14.3	0.00027	mg/L	0.000059	0.00027	mg/L	0.000059	21.95%
Cr 267.716†	5.0	0.00118	mg/L	0.000915	0.00118	mg/L	0.000915	77.87%
Cu 324.752†	101.1	0.00046	mg/L	0.000088	0.00046	mg/L	0.000088	19.16%
Fe 273.955†	-5.3	-0.00423	mg/L	0.003210	-0.00423	mg/L	0.003210	75.79%
K 766.490†	21.4	0.01566	mg/L	0.006368	0.01566	mg/L	0.006368	40.66%
Mg 279.077†	4.9	0.00390	mg/L	0.010025	0.00390	mg/L	0.010025	257.08%
Mn 257.610†	0.3	0.00001	mg/L	0.000163	0.00001	mg/L	0.000163	>999.9%
Mo 202.031†	0.5	0.00008	mg/L	0.000250	0.00008	mg/L	0.000250	330.08%
Na 589.592†	23.3	0.01130	mg/L	0.005797	0.01130	mg/L	0.005797	51.31%
Na 330.237†	-4.6	-0.1997	mg/L	0.12653	-0.1997	mg/L	0.12653	63.35%
Ni 231.604†	-0.3	-0.00027	mg/L	0.001877	-0.00027	mg/L	0.001877	696.39%
Pb 220.353†	-1.3	-0.00019	mg/L	0.001238	-0.00019	mg/L	0.001238	646.29%
Sb 206.836†	-3.7	-0.00175	mg/L	0.003144	-0.00175	mg/L	0.003144	179.30%
Se 196.026†	-3.7	-0.00329	mg/L	0.004165	-0.00329	mg/L	0.004165	126.54%
Si 288.158†	-6.5	-0.00375	mg/L	0.013302	-0.00375	mg/L	0.013302	354.64%
Sn 189.927†	3.8	0.00113	mg/L	0.001094	0.00113	mg/L	0.001094	96.46%
Sr 421.552†	-96.9	-0.00031	mg/L	0.000217	-0.00031	mg/L	0.000217	69.06%
Ti 334.903†	2.4	0.00011	mg/L	0.000928	0.00011	mg/L	0.000928	824.97%
Tl 190.801†	1.7	0.00078	mg/L	0.001653	0.00078	mg/L	0.001653	210.84%
V 292.402†	8.4	0.00008	mg/L	0.000329	0.00008	mg/L	0.000329	416.58%
Zn 206.200†	0.7	0.00066	mg/L	0.001127	0.00066	mg/L	0.001127	171.84%

Sequence No.: 15
Sample ID: IDL8
Analyst:
Initial Sample Wt:
Dilution:

Autosampler Location: 11
Date Collected: 10/9/2007 1:50:39 PM
Data Type: Original
Initial Sample Vol:
Sample Prep Vol:

Nebulizer Parameters: IDL8

Analyte	Back Pressure	Flow
All	156.0 kPa	0.50 L/min

Mean Data: IDL8

Analyte	Mean Corrected Intensity	Calib Conc.	Calib Units	Std.Dev.	Sample Conc.	Sample Units	Std.Dev.	RSD
ScA 357.253	1796356.1	100.7	%	0.40				0.39%
ScR 361.383	151263.5	103.1	%	0.34				0.33%
Ag 328.068†	88.9	0.00055	mg/L	0.000323	0.00055	mg/L	0.000323	58.92%
Al 308.215†	-7.7	-0.00460	mg/L	0.006964	-0.00460	mg/L	0.006964	151.35%
As 188.979†	5.5	0.00465	mg/L	0.002384	0.00465	mg/L	0.002384	51.33%
B 249.677†	6.9	0.00345	mg/L	0.000806	0.00345	mg/L	0.000806	23.36%
Ba 233.527†	0.2	0.00004	mg/L	0.001078	0.00004	mg/L	0.001078	>999.9%
Be 313.042†	34.5	0.00012	mg/L	0.000091	0.00012	mg/L	0.000091	73.93%
Ca 317.933†	5.5	0.00053	mg/L	0.002903	0.00053	mg/L	0.002903	545.83%
Cd 228.802†	-0.7	-0.00005	mg/L	0.000225	-0.00005	mg/L	0.000225	473.45%
Co 228.616†	12.9	0.00024	mg/L	0.000201	0.00024	mg/L	0.000201	82.81%
Cr 267.716†	4.2	0.00100	mg/L	0.000998	0.00100	mg/L	0.000998	99.77%
Cu 324.752†	91.8	0.00042	mg/L	0.000215	0.00042	mg/L	0.000215	51.72%
Fe 273.955†	-4.9	-0.00398	mg/L	0.004296	-0.00398	mg/L	0.004296	107.89%
K 766.490†	17.2	0.01263	mg/L	0.018322	0.01263	mg/L	0.018322	145.04%
Mg 279.077†	17.8	0.01415	mg/L	0.006453	0.01415	mg/L	0.006453	45.60%
Mn 257.610†	-0.4	-0.00001	mg/L	0.000067	-0.00001	mg/L	0.000067	458.50%
Mo 202.031†	1.4	0.00022	mg/L	0.000384	0.00022	mg/L	0.000384	171.78%
Na 589.592†	37.1	0.01798	mg/L	0.007714	0.01798	mg/L	0.007714	42.90%
Na 330.237†	-7.8	-0.3398	mg/L	0.28719	-0.3398	mg/L	0.28719	84.51%
Ni 231.604†	-0.4	-0.00031	mg/L	0.001592	-0.00031	mg/L	0.001592	515.41%
Pb 220.353†	-6.9	-0.00098	mg/L	0.001372	-0.00098	mg/L	0.001372	139.67%
Sb 206.836†	-7.6	-0.00357	mg/L	0.003274	-0.00357	mg/L	0.003274	91.72%
Se 196.026†	4.3	0.00378	mg/L	0.006955	0.00378	mg/L	0.006955	184.08%
Si 288.158†	-3.3	-0.00189	mg/L	0.011807	-0.00189	mg/L	0.011807	625.24%
Sn 189.927†	4.8	0.00143	mg/L	0.000588	0.00143	mg/L	0.000588	41.02%
Sr 421.552†	-124.7	-0.00040	mg/L	0.000106	-0.00040	mg/L	0.000106	26.16%
Ti 334.903†	4.7	0.00022	mg/L	0.000687	0.00022	mg/L	0.000687	309.70%
Tl 190.801†	-3.4	-0.00161	mg/L	0.001633	-0.00161	mg/L	0.001633	101.66%
V 292.402†	20.0	0.00018	mg/L	0.000458	0.00018	mg/L	0.000458	261.41%
Zn 206.200†	-0.4	-0.00034	mg/L	0.001584	-0.00034	mg/L	0.001584	463.32%

Sequence No.: 16
Sample ID: IDL9
Analyst:
Initial Sample Wt:
Dilution:

Autosampler Location: 11
Date Collected: 10/9/2007 1:57:12 PM
Data Type: Original
Initial Sample Vol:
Sample Prep Vol:

Nebulizer Parameters: IDL9

Analyte	Back Pressure	Flow
All	156.0 kPa	0.50 L/min

Mean Data: IDL9

Analyte	Mean Corrected Intensity	Calib Conc.	Calib Units	Calib Std.Dev.	Sample Conc.	Sample Units	Sample Std.Dev.	RSD
ScA 357.253	1799045.2	100.8	%	0.33				0.33%
ScR 361.383	153125.2	104.4	%	0.83				0.80%
Ag 328.068†	112.6	0.00069	mg/L	0.000213	0.00069	mg/L	0.000213	30.66%
Al 308.215†	-17.8	-0.01060	mg/L	0.002546	-0.01060	mg/L	0.002546	24.01%
As 188.979†	3.6	0.00303	mg/L	0.001632	0.00303	mg/L	0.001632	53.80%
B 249.677†	6.5	0.00323	mg/L	0.001250	0.00323	mg/L	0.001250	38.71%
Ba 233.527†	-3.7	-0.00064	mg/L	0.000354	-0.00064	mg/L	0.000354	55.34%
Be 313.042†	20.6	0.00007	mg/L	0.000009	0.00007	mg/L	0.000009	12.58%
Ca 317.933†	29.2	0.00282	mg/L	0.001878	0.00282	mg/L	0.001878	66.65%
Cd 228.802†	-1.0	-0.00004	mg/L	0.000127	-0.00004	mg/L	0.000127	286.48%
Co 228.616†	7.2	0.00014	mg/L	0.000230	0.00014	mg/L	0.000230	167.47%
Cr 267.716†	3.1	0.00073	mg/L	0.000671	0.00073	mg/L	0.000671	91.39%
Cu 324.752†	131.5	0.00060	mg/L	0.000139	0.00060	mg/L	0.000139	23.39%
Fe 273.955†	-3.7	-0.00301	mg/L	0.002043	-0.00301	mg/L	0.002043	67.92%
K 766.490†	-15.8	-0.01156	mg/L	0.012534	-0.01156	mg/L	0.012534	108.39%
Mg 279.077†	1.8	0.00141	mg/L	0.007642	0.00141	mg/L	0.007642	542.16%
Mn 257.610†	-3.5	-0.00012	mg/L	0.000045	-0.00012	mg/L	0.000045	37.44%
Mo 202.031†	1.9	0.00030	mg/L	0.000649	0.00030	mg/L	0.000649	213.86%
Na 589.592†	34.7	0.01680	mg/L	0.003744	0.01680	mg/L	0.003744	22.28%
Na 330.237†	-6.3	-0.2719	mg/L	0.19900	-0.2719	mg/L	0.19900	73.20%
Ni 231.604†	-0.2	-0.00013	mg/L	0.003185	-0.00013	mg/L	0.003185	>999.9%
Pb 220.353†	5.2	0.00073	mg/L	0.000695	0.00073	mg/L	0.000695	95.19%
Sb 206.836†	-1.6	-0.00074	mg/L	0.001532	-0.00074	mg/L	0.001532	205.94%
Se 196.026†	-3.2	-0.00279	mg/L	0.001008	-0.00279	mg/L	0.001008	36.06%
Si 288.158†	2.9	0.00168	mg/L	0.007244	0.00168	mg/L	0.007244	430.95%
Sn 189.927†	4.6	0.00138	mg/L	0.001226	0.00138	mg/L	0.001226	88.83%
Sr 421.552†	-39.8	-0.00013	mg/L	0.000152	-0.00013	mg/L	0.000152	118.07%
Ti 334.903†	-10.7	-0.00051	mg/L	0.000081	-0.00051	mg/L	0.000081	15.83%
Tl 190.801†	3.9	0.00186	mg/L	0.003139	0.00186	mg/L	0.003139	168.57%
V 292.402†	-2.6	-0.00001	mg/L	0.000084	-0.00001	mg/L	0.000084	577.99%
Zn 206.200†	-0.6	-0.00056	mg/L	0.001320	-0.00056	mg/L	0.001320	236.68%

Sequence No.: 17
Sample ID: IDL10
Analyst:
Initial Sample Wt:
Dilution:

Autosampler Location: 11
Date Collected: 10/9/2007 2:03:46 PM
Data Type: Original
Initial Sample Vol:
Sample Prep Vol:

Nebulizer Parameters: IDL10

Analyte	Back Pressure	Flow
All	157.0 kPa	0.50 L/min

Mean Data: IDL10

Analyte	Mean Corrected Intensity	Calib Conc.	Calib Units	Calib Std.Dev.	Sample Conc.	Sample Units	Sample Std.Dev.	RSD
ScA 357.253	1799277.7	100.8	%	0.60				0.59%
ScR 361.383	152759.1	104.2	%	0.07				0.06%
Ag 328.068†	66.9	0.00041	mg/L	0.000762	0.00041	mg/L	0.000762	184.73%
Al 308.215†	-5.8	-0.00344	mg/L	0.007931	-0.00344	mg/L	0.007931	230.63%
As 188.979†	6.2	0.00520	mg/L	0.004025	0.00520	mg/L	0.004025	77.44%
B 249.677†	1.1	0.00053	mg/L	0.000527	0.00053	mg/L	0.000527	98.92%
Ba 233.527†	2.5	0.00043	mg/L	0.000570	0.00043	mg/L	0.000570	132.35%
Be 313.042†	29.7	0.00011	mg/L	0.000034	0.00011	mg/L	0.000034	32.29%
Ca 317.933†	36.1	0.00349	mg/L	0.002907	0.00349	mg/L	0.002907	83.40%
Cd 228.802†	-0.2	-0.00004	mg/L	0.000125	-0.00004	mg/L	0.000125	320.10%
Co 228.616†	10.7	0.00020	mg/L	0.000302	0.00020	mg/L	0.000302	149.09%
Cr 267.716†	2.3	0.00054	mg/L	0.000196	0.00054	mg/L	0.000196	36.37%
Cu 324.752†	101.2	0.00046	mg/L	0.000124	0.00046	mg/L	0.000124	26.96%
Fe 273.955†	-5.1	-0.00412	mg/L	0.000465	-0.00412	mg/L	0.000465	11.28%
K 766.490†	1.9	0.00137	mg/L	0.011423	0.00137	mg/L	0.011423	832.30%
Mg 279.077†	2.7	0.00219	mg/L	0.003569	0.00219	mg/L	0.003569	162.83%
Mn 257.610†	-2.0	-0.00007	mg/L	0.000098	-0.00007	mg/L	0.000098	142.10%
Mo 202.031†	0.5	0.00008	mg/L	0.000482	0.00008	mg/L	0.000482	568.47%
Na 589.592†	16.8	0.00812	mg/L	0.003983	0.00812	mg/L	0.003983	49.07%
Na 330.237†	-3.6	-0.1568	mg/L	0.24297	-0.1568	mg/L	0.24297	154.98%
Ni 231.604†	-1.0	-0.00084	mg/L	0.002509	-0.00084	mg/L	0.002509	299.10%
Pb 220.353†	7.5	0.00106	mg/L	0.000465	0.00106	mg/L	0.000465	43.69%
Sb 206.836†	-2.4	-0.00113	mg/L	0.001213	-0.00113	mg/L	0.001213	107.05%
Se 196.026†	2.2	0.00199	mg/L	0.003456	0.00199	mg/L	0.003456	173.79%
Si 288.158†	-4.3	-0.00248	mg/L	0.002121	-0.00248	mg/L	0.002121	85.48%
Sn 189.927†	3.3	0.00099	mg/L	0.000574	0.00099	mg/L	0.000574	57.67%
Sr 421.552†	-75.6	-0.00024	mg/L	0.000048	-0.00024	mg/L	0.000048	19.80%
Ti 334.903†	-10.1	-0.00048	mg/L	0.000202	-0.00048	mg/L	0.000202	41.78%
Tl 190.801†	2.8	0.00135	mg/L	0.002038	0.00135	mg/L	0.002038	150.80%
V 292.402†	7.0	0.00006	mg/L	0.000122	0.00006	mg/L	0.000122	193.36%
Zn 206.200†	-0.1	-0.00006	mg/L	0.001123	-0.00006	mg/L	0.001123	>999.9%

Sequence No.: 18
Sample ID: CV
Analyst:
Initial Sample Wt:
Dilution:

Autosampler Location: 7
Date Collected: 10/9/2007 2:10:19 PM
Data Type: Original
Initial Sample Vol:
Sample Prep Vol:

Nebulizer Parameters: CV

Analyte	Back Pressure	Flow
All	156.0 kPa	0.50 L/min

Mean Data: CV

Analyte	Mean Corrected Intensity	Calib Conc.	Calib Units	Std.Dev.	Sample Conc.	Sample Units	Std.Dev.	RSD
ScA 357.253	1784289.8	99.99	%	0.124				0.12%
ScR 361.383	153642.9	104.8	%	0.85				0.81%
Ag 328.068†	162536.0	1.002	mg/L	0.0108	1.002	mg/L	0.0108	1.07%
Al 308.215†	3371.1	1.970	mg/L	0.0221	1.970	mg/L	0.0221	1.12%
As 188.979†	2403.7	2.028	mg/L	0.0092	2.028	mg/L	0.0092	0.45%
B 249.677†	1964.4	0.9812	mg/L	0.01614	0.9812	mg/L	0.01614	1.64%
Ba 233.527†	5637.6	0.9825	mg/L	0.00971	0.9825	mg/L	0.00971	0.99%
Be 313.042†	283038.8	1.011	mg/L	0.0039	1.011	mg/L	0.0039	0.38%
Ca 317.933†	21613.3	2.087	mg/L	0.0098	2.087	mg/L	0.0098	0.47%
Cd 228.802†	43065.0	1.015	mg/L	0.0094	1.015	mg/L	0.0094	0.92%
Co 228.616†	52101.9	0.9776	mg/L	0.00899	0.9776	mg/L	0.00899	0.92%
Cr 267.716†	4127.9	0.9776	mg/L	0.00911	0.9776	mg/L	0.00911	0.93%
Cu 324.752†	231588.8	1.051	mg/L	0.0103	1.051	mg/L	0.0103	0.98%
Fe 273.955†	2508.3	2.018	mg/L	0.0181	2.018	mg/L	0.0181	0.90%
K 766.490†	27665.3	20.27	mg/L	0.050	20.27	mg/L	0.050	0.24%
Mg 279.077†	2584.4	2.063	mg/L	0.0191	2.063	mg/L	0.0191	0.93%
Mn 257.610†	28569.9	0.9760	mg/L	0.00565	0.9760	mg/L	0.00565	0.58%
Mo 202.031†	6186.7	0.9748	mg/L	0.00491	0.9748	mg/L	0.00491	0.50%
Na 589.592†	101245.5	49.02	mg/L	0.235	49.02	mg/L	0.235	0.48%
Na 330.237†	1196.7	51.49	mg/L	0.158	51.49	mg/L	0.158	0.31%
Ni 231.604†	1239.4	0.9999	mg/L	0.00728	0.9999	mg/L	0.00728	0.73%
Pb 220.353†	14490.7	2.051	mg/L	0.0166	2.051	mg/L	0.0166	0.81%
Sb 206.836†	4325.9	2.033	mg/L	0.0064	2.033	mg/L	0.0064	0.32%
Se 196.026†	2268.6	2.010	mg/L	0.0044	2.010	mg/L	0.0044	0.22%
Si 288.158†	3563.0	2.047	mg/L	0.0203	2.047	mg/L	0.0203	0.99%
Sn 189.927†	3106.5	0.9284	mg/L	0.00337	0.9284	mg/L	0.00337	0.36%
Sr 421.552†	303949.9	0.9854	mg/L	0.00401	0.9854	mg/L	0.00401	0.41%
Ti 334.903†	21075.2	1.003	mg/L	0.0028	1.003	mg/L	0.0028	0.28%
Tl 190.801†	4195.9	1.981	mg/L	0.0114	1.981	mg/L	0.0114	0.57%
V 292.402†	117329.7	0.9909	mg/L	0.00939	0.9909	mg/L	0.00939	0.95%
Zn 206.200†	1097.6	1.027	mg/L	0.0132	1.027	mg/L	0.0132	1.29%

Sequence No.: 19
Sample ID: CB
Analyst:
Initial Sample Wt:
Dilution:

Autosampler Location: 1
Date Collected: 10/9/2007 2:16:53 PM
Data Type: Original
Initial Sample Vol:
Sample Prep Vol:

Nebulizer Parameters: CB

Analyte	Back Pressure	Flow
All	156.0 kPa	0.50 L/min

Mean Data: CB

Analyte	Mean Corrected Intensity	Calib Conc.	Calib Units	Calib Std.Dev.	Sample Conc.	Sample Units	Sample Std.Dev.	RSD
ScA 357.253	1804164.0	101.1	%	0.31				0.31%
ScR 361.383	152419.3	103.9	%	0.73				0.70%
Ag 328.068†	169.2	0.00104	mg/L	0.000251	0.00104	mg/L	0.000251	24.11%
Al 308.215†	-13.3	-0.00796	mg/L	0.009407	-0.00796	mg/L	0.009407	118.25%
As 188.979†	5.0	0.00421	mg/L	0.002977	0.00421	mg/L	0.002977	70.78%
B 249.677†	13.2	0.00662	mg/L	0.001450	0.00662	mg/L	0.001450	21.92%
Ba 233.527†	3.9	0.00068	mg/L	0.000556	0.00068	mg/L	0.000556	82.31%
Be 313.042†	10.4	0.00004	mg/L	0.000049	0.00004	mg/L	0.000049	132.40%
Ca 317.933†	19.6	0.00189	mg/L	0.001180	0.00189	mg/L	0.001180	62.52%
Cd 228.802†	1.5	0.00001	mg/L	0.000028	0.00001	mg/L	0.000028	323.27%
Co 228.616†	8.3	0.00016	mg/L	0.000028	0.00016	mg/L	0.000028	18.00%
Cr 267.716†	2.9	0.00068	mg/L	0.001039	0.00068	mg/L	0.001039	153.95%
Cu 324.752†	137.1	0.00062	mg/L	0.000263	0.00062	mg/L	0.000263	42.23%
Fe 273.955†	-2.8	-0.00228	mg/L	0.002146	-0.00228	mg/L	0.002146	94.20%
K 766.490†	0.6	0.00045	mg/L	0.013402	0.00045	mg/L	0.013402	>999.9%
Mg 279.077†	3.3	0.00267	mg/L	0.008841	0.00267	mg/L	0.008841	331.41%
Mn 257.610†	-0.8	-0.00003	mg/L	0.000164	-0.00003	mg/L	0.000164	623.76%
Mo 202.031†	5.4	0.00085	mg/L	0.000190	0.00085	mg/L	0.000190	22.29%
Na 589.592†	49.8	0.02409	mg/L	0.010080	0.02409	mg/L	0.010080	41.85%
Na 330.237†	-1.4	-0.05996	mg/L	0.434592	-0.05996	mg/L	0.434592	724.82%
Ni 231.604†	-1.6	-0.00129	mg/L	0.001177	-0.00129	mg/L	0.001177	91.25%
Pb 220.353†	1.6	0.00022	mg/L	0.001133	0.00022	mg/L	0.001133	519.14%
Sb 206.836†	-1.1	-0.00049	mg/L	0.001155	-0.00049	mg/L	0.001155	234.85%
Se 196.026†	-4.6	-0.00409	mg/L	0.002269	-0.00409	mg/L	0.002269	55.49%
Si 288.158†	-13.3	-0.00762	mg/L	0.007312	-0.00762	mg/L	0.007312	96.00%
Sn 189.927†	10.4	0.00310	mg/L	0.000656	0.00310	mg/L	0.000656	21.15%
Sr 421.552†	-92.8	-0.00030	mg/L	0.000088	-0.00030	mg/L	0.000088	29.12%
Ti 334.903†	-4.8	-0.00023	mg/L	0.001707	-0.00023	mg/L	0.001707	745.67%
Tl 190.801†	12.6	0.00600	mg/L	0.002539	0.00600	mg/L	0.002539	42.34%
V 292.402†	3.5	0.00004	mg/L	0.000056	0.00004	mg/L	0.000056	144.08%
Zn 206.200†	-0.9	-0.00083	mg/L	0.001639	-0.00083	mg/L	0.001639	198.12%

Analysis Begun

Start Time: 10/9/2007 2:21:47 PM
Logged In Analyst: metals
Spectrometer Model: Optima 4300 DV, S/N 077N0060101
Plasma On Time: 10/9/2007 10:26:33 AM
Technique: ICP Continuous
Autosampler Model: AS-93plus

Sample Information File: C:\pe\Administrator\Sample Information\1009A.sif
Batch ID:
Results Data Set: PE071009
Results Library: C:\pe\Administrator\Results\Results.mdb

Sequence No.: 1
Sample ID: LR67 MB SWC
Analyst: BLW
Initial Sample Wt:
Dilution: 2X
Autosampler Location: 24
Date Collected: 10/9/2007 2:21:47 PM
Data Type: Original
Initial Sample Vol:
Sample Prep Vol:

Nebulizer Parameters: LR67 MB SWC

Analyte	Back Pressure	Flow
All	156.0 kPa	0.50 L/min

Mean Data: LR67 MB SWC

Analyte	Mean Corrected Intensity	Calib Conc.	Calib Units	Std.Dev.	Sample Conc.	Sample Units	Std.Dev.	RSD
ScA 357.253	1797003.8	100.7	%	0.80				0.80%
ScR 361.383	155232.4	105.8	%	0.64				0.60%
Ag 328.068†	83529.5	0.5151	mg/L	0.00636	1.030	mg/L	0.0127	1.23%
Al 308.215†	3395.9	2.017	mg/L	0.0182	4.034	mg/L	0.0363	0.90%
As 188.979†	2463.5	2.080	mg/L	0.0153	4.160	mg/L	0.0306	0.73%
B 249.677†	11.3	0.00427	mg/L	0.000809	0.00854	mg/L	0.001618	18.95%
Ba 233.527†	11214.9	1.954	mg/L	0.0101	3.909	mg/L	0.0202	0.52%
Be 313.042†	147845.5	0.5281	mg/L	0.00096	1.056	mg/L	0.0019	0.18%
Ca 317.933†	107706.1	10.40	mg/L	0.015	20.80	mg/L	0.031	0.15%
Cd 228.802†	21824.0	0.5074	mg/L	0.00681	1.015	mg/L	0.0136	1.34%
Co 228.616†	26283.9	0.4935	mg/L	0.00524	0.9869	mg/L	0.01048	1.06%
Cr 267.716†	2137.6	0.5063	mg/L	0.00293	1.013	mg/L	0.0059	0.58%
Cu 324.752†	112053.1	0.5088	mg/L	0.00550	1.018	mg/L	0.0110	1.08%
Fe 273.955†	2575.2	2.073	mg/L	0.0104	4.147	mg/L	0.0208	0.50%
K 766.490†	14024.5	10.27	mg/L	0.042	20.55	mg/L	0.084	0.41%
Mg 279.077†	13354.7	10.65	mg/L	0.018	21.29	mg/L	0.037	0.17%
Mn 257.610†	14897.4	0.5093	mg/L	0.00117	1.019	mg/L	0.0023	0.23%
Mo 202.031†	19.0	0.00271	mg/L	0.000343	0.00542	mg/L	0.000686	12.66%
Na 589.592†	20968.9	10.15	mg/L	0.011	20.30	mg/L	0.021	0.10%
Na 330.237†	246.0	10.35	mg/L	0.518	20.70	mg/L	1.036	5.00%
Ni 231.604†	628.0	0.5071	mg/L	0.00115	1.014	mg/L	0.0023	0.23%
Pb 220.353†	14501.5	2.053	mg/L	0.0210	4.105	mg/L	0.0420	1.02%
Sb 206.836†	4412.3	2.070	mg/L	0.0124	4.141	mg/L	0.0248	0.60%
Se 196.026†	2342.5	2.078	mg/L	0.0118	4.155	mg/L	0.0237	0.57%
Si 288.158†	29.7	0.01735	mg/L	0.003996	0.03471	mg/L	0.007991	23.02%
Sn 189.927†	-10.6	-0.00249	mg/L	0.000504	-0.00499	mg/L	0.001009	20.23%
Sr 421.552†	153960.3	0.4991	mg/L	0.00201	0.9981	mg/L	0.00402	0.40%
Ti 334.903†	28.4	0.00121	mg/L	0.000301	0.00241	mg/L	0.000601	24.93%
Tl 190.801†	4180.8	1.981	mg/L	0.0163	3.962	mg/L	0.0326	0.82%
V 292.402†	60506.0	0.5086	mg/L	0.00579	1.017	mg/L	0.0116	1.14%
Zn 206.200†	540.2	0.5062	mg/L	0.00242	1.012	mg/L	0.0048	0.48%

Sequence No.: 2
Sample ID: LR67 B SWC
Analyst: BLW
Initial Sample Wt:
Dilution: 2X

Autosampler Location: 25
Date Collected: 10/9/2007 2:28:21 PM
Data Type: Original
Initial Sample Vol:
Sample Prep Vol:

Nebulizer Parameters: LR67 B SWC

Analyte	Back Pressure	Flow
All	156.0 kPa	0.50 L/min

rerun

Mean Data: LR67 B SWC

Analyte	Mean Corrected Intensity	Calib Conc.	Calib Units	Calib Std.Dev.	Sample Conc.	Sample Units	Sample Std.Dev.	RSD
ScA 357.253	1847764.3	103.5	%	0.36				0.34%
ScR 361.383	157252.6	107.2	%	0.67				0.63%
Ag 328.068†	-1165.2	0.01314	mg/L	0.000630	0.02627	mg/L	0.001259	4.79%
Al 308.215†	116054.0	69.16	mg/L	0.191	138.3	mg/L	0.38	0.28%
As 188.979†	746.2	0.6033	mg/L	0.00385	1.207	mg/L	0.0077	0.64%
B 249.677†	575.5	0.3381	mg/L	0.00620	0.6761	mg/L	0.01241	1.84%
Ba 233.527†	29721.1	5.157	mg/L	0.0172	10.31	mg/L	0.034	0.33%
Be 313.042†	447.5	0.00070	mg/L	0.000064	0.00140	mg/L	0.000128	9.14%
Ca 317.933†	672577.6	64.95	mg/L	0.258	129.9	mg/L	0.52	0.40%
Cd 228.802†	6987.3	0.1627	mg/L	0.00039	0.3253	mg/L	0.00077	0.24%
Co 228.616†	5281.7	0.07600	mg/L	0.000138	0.1520	mg/L	0.00028	0.18%
Cr 267.716†	3510.5	0.8432	mg/L	0.00608	1.686	mg/L	0.0122	0.72%
Cu 324.752†	602427.7	2.791	mg/L	0.0023	5.581	mg/L	0.0045	0.08%
Fe 273.955†	756086.7	609.2	mg/L	1.71	1218	mg/L	3.4	0.28%
K 766.490†	9731.4	7.129	mg/L	0.0486	14.26	mg/L	0.097	0.68%
Mg 279.077†	47588.1	37.70	mg/L	0.160	75.39	mg/L	0.320	0.42%
Mn 257.610†	86437.4	2.961	mg/L	0.0025	5.922	mg/L	0.0049	0.08%
Mo 202.031†	131.4	0.02200	mg/L	0.001362	0.04400	mg/L	0.002723	6.19%
Na 589.592†	7680.3	3.718	mg/L	0.0217	7.436	mg/L	0.0435	0.58%
Na 330.237†	476.2	-0.4277	mg/L	0.53545	-0.8554	mg/L	1.07091	125.19%
Ni 231.604†	225.2	0.1803	mg/L	0.00145	0.3605	mg/L	0.00291	0.81%
Pb 220.353†	118288.3	16.71	mg/L	0.056	33.43	mg/L	0.112	0.33%
Sb 206.836†	101.4	0.06545	mg/L	0.002084	0.1309	mg/L	0.00417	3.18%
Se 196.026†	-205.2	-0.06235	mg/L	0.004594	-0.1247	mg/L	0.00919	7.37%
Si 288.158†	2356.3	1.352	mg/L	0.0161	2.705	mg/L	0.0322	1.19%
Sn 189.927†	888.7	0.2304	mg/L	0.00065	0.4608	mg/L	0.00130	0.28%
Sr 421.552†	98412.5	0.3130	mg/L	0.00180	0.6261	mg/L	0.00360	0.57%
Ti 334.903†	128504.2	6.124	mg/L	0.0213	12.25	mg/L	0.043	0.35%
Tl 190.801†	-61.5	-0.03925	mg/L	0.000975	-0.07851	mg/L	0.001949	2.48%
V 292.402†	41524.9	0.2999	mg/L	0.00105	0.5998	mg/L	0.00211	0.35%
Zn 206.200†	46706.8	43.75	mg/L	0.134	87.49	mg/L	0.268	0.31%

Sequence No.: 3
Sample ID: LR67 C SWC
Analyst: BLW
Initial Sample Wt:
Dilution: 2X

Autosampler Location: 26
Date Collected: 10/9/2007 2:34:47 PM
Data Type: Original
Initial Sample Vol:
Sample Prep Vol:

Nebulizer Parameters: LR67 C SWC

Analyte	Back Pressure	Flow
All	156.0 kPa	0.50 L/min

Mean Data: LR67 C SWC

Analyte	Mean Corrected Intensity	Calib Conc.	Calib Units	Std.Dev.	Sample Conc.	Sample Units	Std.Dev.	RSD
ScA 357.253	1859261.4	104.2	%	0.40				0.38%
ScR 361.383	159502.6	108.8	%	0.80				0.74%
Ag 328.068†	-1049.3	0.00043	mg/L	0.000133	0.00085	mg/L	0.000266	31.25%
Al 308.215†	231270.0	137.8	mg/L	0.74	275.7	mg/L	1.48	0.54%
As 188.979†	113.9	0.04914	mg/L	0.005691	0.09828	mg/L	0.011382	11.58%
B 249.677†	40.6	0.03703	mg/L	0.002753	0.07406	mg/L	0.005507	7.44%
Ba 233.527†	1379.7	0.2326	mg/L	0.00149	0.4652	mg/L	0.00298	0.64%
Be 313.042†	945.4	0.00206	mg/L	0.000059	0.00412	mg/L	0.000117	2.85%
Ca 317.933†	807886.5	78.02	mg/L	0.489	156.0	mg/L	0.98	0.63%
Cd 228.802†	31.0	0.00011	mg/L	0.000128	0.00021	mg/L	0.000255	119.66%
Co 228.616†	5218.9	0.07423	mg/L	0.000519	0.1485	mg/L	0.00104	0.70%
Cr 267.716†	1064.3	0.2556	mg/L	0.00176	0.5113	mg/L	0.00353	0.69%
Cu 324.752†	46547.6	0.2283	mg/L	0.00007	0.4566	mg/L	0.00014	0.03%
Fe 273.955†	254927.1	205.4	mg/L	0.69	410.8	mg/L	1.39	0.34%
K 766.490†	8821.6	6.463	mg/L	0.0785	12.93	mg/L	0.157	1.21%
Mg 279.077†	102310.2	81.47	mg/L	0.371	162.9	mg/L	0.74	0.46%
Mn 257.610†	83898.2	2.861	mg/L	0.0042	5.723	mg/L	0.0084	0.15%
Mo 202.031†	11.9	0.00624	mg/L	0.000462	0.01248	mg/L	0.000924	7.41%
Na 589.592†	4827.3	2.337	mg/L	0.0237	4.674	mg/L	0.0473	1.01%
Na 330.237†	9.9	2.162	mg/L	0.1463	4.323	mg/L	0.2926	6.77%
Ni 231.604†	225.8	0.1818	mg/L	0.00271	0.3636	mg/L	0.00543	1.49%
Pb 220.353†	0.2	0.02718	mg/L	0.001461	0.05436	mg/L	0.002922	5.37%
Sb 206.836†	-39.5	0.00463	mg/L	0.003192	0.00926	mg/L	0.006384	68.94%
Se 196.026†	-114.9	-0.03847	mg/L	0.002198	-0.07694	mg/L	0.004396	5.71%
Si 288.158†	2083.8	1.196	mg/L	0.0094	2.391	mg/L	0.0188	0.79%
Sn 189.927†	-14.1	-0.00855	mg/L	0.000796	-0.01709	mg/L	0.001592	9.32%
Sr 421.552†	79042.3	0.2540	mg/L	0.00153	0.5079	mg/L	0.00307	0.60%
Ti 334.903†	214953.6	10.24	mg/L	0.066	20.49	mg/L	0.131	0.64%
Tl 190.801†	-10.4	-0.02251	mg/L	0.003121	-0.04502	mg/L	0.006242	13.87%
V 292.402†	59884.8	0.4772	mg/L	0.00014	0.9545	mg/L	0.00028	0.03%
Zn 206.200†	393.1	0.3703	mg/L	0.00538	0.7405	mg/L	0.01076	1.45%

Sequence No.: 4
Sample ID: LR67 D SWC
Analyst: BLW
Initial Sample Wt:
Dilution: 2X

Autosampler Location: 27
Date Collected: 10/9/2007 2:41:10 PM
Data Type: Original
Initial Sample Vol:
Sample Prep Vol:

Nebulizer Parameters: LR67 D SWC

Analyte	Back Pressure	Flow
All	156.0 kPa	0.50 L/min

DC

Mean Data: LR67 D SWC

Analyte	Mean Corrected Intensity	Calib Conc.	Units	Std.Dev.	Sample Conc.	Units	Std.Dev.	RSD
ScA 357.253	1868091.3	104.7	%	0.54				0.52%
ScR 361.383	163052.9	111.2	%	0.05				0.05%
Ag 328.068†	-917.8	0.00001	mg/L	0.000117	0.00002	mg/L	0.000234	972.96%
Al 308.215†	192807.0	114.9	mg/L	0.30	229.8	mg/L	0.61	0.27%
As 188.979†	102.9	0.04552	mg/L	0.006015	0.09103	mg/L	0.012030	13.21%
B 249.677†	23.5	0.02551	mg/L	0.002373	0.05101	mg/L	0.004747	9.30%
Ba 233.527†	1672.2	0.2850	mg/L	0.00068	0.5700	mg/L	0.00137	0.24%
Be 313.042†	760.5	0.00157	mg/L	0.000040	0.00314	mg/L	0.000081	2.58%
Ca 317.933†	719476.8	69.48	mg/L	0.390	139.0	mg/L	0.78	0.56%
Cd 228.802†	84.5	0.00144	mg/L	0.000117	0.00289	mg/L	0.000235	8.13%
Co 228.616†	4478.9	0.06215	mg/L	0.000355	0.1243	mg/L	0.00071	0.57%
Cr 267.716†	899.6	0.2160	mg/L	0.00170	0.4321	mg/L	0.00340	0.79%
Cu 324.752†	40771.8	0.1988	mg/L	0.00003	0.3976	mg/L	0.00006	0.01%
Fe 273.955†	209566.9	168.9	mg/L	0.40	337.7	mg/L	0.79	0.23%
K 766.490†	8600.8	6.301	mg/L	0.0423	12.60	mg/L	0.085	0.67%
Mg 279.077†	84115.1	66.98	mg/L	0.267	134.0	mg/L	0.53	0.40%
Mn 257.610†	65212.5	2.224	mg/L	0.0089	4.448	mg/L	0.0178	0.40%
Mo 202.031†	14.8	0.00582	mg/L	0.000557	0.01165	mg/L	0.001114	9.57%
Na 589.592†	5564.6	2.694	mg/L	0.0275	5.388	mg/L	0.0549	1.02%
Na 330.237†	19.4	2.334	mg/L	0.2636	4.669	mg/L	0.5271	11.29%
Ni 231.604†	185.0	0.1490	mg/L	0.00579	0.2979	mg/L	0.01159	3.89%
Pb 220.353†	259.8	0.05957	mg/L	0.001316	0.1191	mg/L	0.00263	2.21%
Sb 206.836†	-37.7	0.00426	mg/L	0.002115	0.00853	mg/L	0.004231	49.61%
Se 196.026†	-106.0	-0.04103	mg/L	0.001926	-0.08205	mg/L	0.003853	4.70%
Si 288.158†	3209.9	1.842	mg/L	0.0067	3.683	mg/L	0.0134	0.36%
Sn 189.927†	-19.1	-0.00880	mg/L	0.001506	-0.01759	mg/L	0.003012	17.12%
Sr 421.552†	78102.7	0.2513	mg/L	0.00049	0.5026	mg/L	0.00098	0.20%
Ti 334.903†	201914.6	9.623	mg/L	0.0465	19.25	mg/L	0.093	0.48%
Tl 190.801†	-12.3	-0.02157	mg/L	0.003379	-0.04313	mg/L	0.006759	15.67%
V 292.402†	51254.8	0.4082	mg/L	0.00062	0.8165	mg/L	0.00125	0.15%
Zn 206.200†	596.8	0.5608	mg/L	0.00149	1.122	mg/L	0.0030	0.27%

Sequence No.: 5
Sample ID: LR67 E SWC
Analyst: BLW
Initial Sample Wt:
Dilution: 2X

Autosampler Location: 28
Date Collected: 10/9/2007 2:47:33 PM
Data Type: Original
Initial Sample Vol:
Sample Prep Vol:

Nebulizer Parameters: LR67 E SWC

Analyte	Back Pressure	Flow
All	156.0 kPa	0.50 L/min

DK

Mean Data: LR67 E SWC

Analyte	Mean Corrected Intensity	Calib Conc.	Calib Units	Std.Dev.	Sample Conc.	Sample Units	Std.Dev.	RSD
ScA 357.253	1863405.9	104.4	%	0.33				0.31%
ScR 361.383	162322.0	110.7	%	0.65				0.59%
Ag 328.068†	-917.5	0.00023	mg/L	0.000347	0.00045	mg/L	0.000694	152.59%
Al 308.215†	208920.8	124.5	mg/L	0.32	249.0	mg/L	0.65	0.26%
As 188.979†	104.9	0.04231	mg/L	0.003749	0.08463	mg/L	0.007498	8.86%
B 249.677†	43.9	0.03624	mg/L	0.001440	0.07248	mg/L	0.002880	3.97%
Ba 233.527†	2424.8	0.4159	mg/L	0.00470	0.8318	mg/L	0.00940	1.13%
Be 313.042†	878.2	0.00189	mg/L	0.000074	0.00379	mg/L	0.000149	3.93%
Ca 317.933†	970853.7	93.76	mg/L	0.515	187.5	mg/L	1.03	0.55%
Cd 228.802†	28.0	0.00008	mg/L	0.000046	0.00016	mg/L	0.000092	57.74%
Co 228.616†	4676.6	0.06388	mg/L	0.000282	0.1278	mg/L	0.00056	0.44%
Cr 267.716†	931.2	0.2236	mg/L	0.00261	0.4472	mg/L	0.00521	1.17%
Cu 324.752†	33992.1	0.1684	mg/L	0.00044	0.3368	mg/L	0.00087	0.26%
Fe 273.955†	217379.1	175.2	mg/L	0.36	350.3	mg/L	0.72	0.21%
K 766.490†	8869.2	6.498	mg/L	0.0889	13.00	mg/L	0.178	1.37%
Mg 279.077†	87649.6	69.80	mg/L	0.579	139.6	mg/L	1.16	0.83%
Mn 257.610†	72105.6	2.459	mg/L	0.0201	4.918	mg/L	0.0401	0.82%
Mo 202.031†	26.6	0.00737	mg/L	0.001416	0.01475	mg/L	0.002831	19.20%
Na 589.592†	5285.2	2.559	mg/L	0.0147	5.117	mg/L	0.0294	0.57%
Na 330.237†	23.1	2.697	mg/L	0.2373	5.394	mg/L	0.4746	8.80%
Ni 231.604†	184.1	0.1482	mg/L	0.00132	0.2964	mg/L	0.00264	0.89%
Pb 220.353†	-24.4	0.02186	mg/L	0.000462	0.04371	mg/L	0.000925	2.12%
Sb 206.836†	-39.9	0.00545	mg/L	0.004412	0.01091	mg/L	0.008823	80.90%
Se 196.026†	-107.9	-0.03761	mg/L	0.007783	-0.07521	mg/L	0.015565	20.70%
Si 288.158†	3086.0	1.771	mg/L	0.0367	3.541	mg/L	0.0733	2.07%
Sn 189.927†	-18.2	-0.00798	mg/L	0.000406	-0.01597	mg/L	0.000812	5.08%
Sr 421.552†	90635.7	0.2919	mg/L	0.00143	0.5838	mg/L	0.00287	0.49%
Ti 334.903†	221309.8	10.55	mg/L	0.042	21.10	mg/L	0.084	0.40%
Tl 190.801†	-7.0	-0.02048	mg/L	0.003746	-0.04095	mg/L	0.007492	18.30%
V 292.402†	55568.2	0.4431	mg/L	0.00192	0.8861	mg/L	0.00384	0.43%
Zn 206.200†	334.8	0.3161	mg/L	0.00169	0.6322	mg/L	0.00338	0.53%

Sequence No.: 6
Sample ID: LR67 F SWC
Analyst: BLW
Initial Sample Wt:
Dilution: 2X

Autosampler Location: 29
Date Collected: 10/9/2007 2:54:10 PM
Data Type: Original
Initial Sample Vol:
Sample Prep Vol:

Nebulizer Parameters: LR67 F SWC

Analyte	Back Pressure	Flow
All	156.0 kPa	0.50 L/min

Mean Data: LR67 F SWC

Analyte	Mean Corrected Intensity	Calib Conc.	Calib Units	Std.Dev.	Sample Conc.	Sample Units	Std.Dev.	RSD
ScA 357.253	1872786.9	104.9	%	0.59				0.57%
ScR 361.383	162921.1	111.1	%	0.76				0.68%
Ag 328.068†	-963.6	0.00018	mg/L	0.000432	0.00036	mg/L	0.000865	236.98%
Al 308.215†	210393.6	125.4	mg/L	0.11	250.8	mg/L	0.23	0.09%
As 188.979†	104.5	0.04269	mg/L	0.003370	0.08538	mg/L	0.006740	7.89%
B 249.677†	36.7	0.03311	mg/L	0.001024	0.06622	mg/L	0.002048	3.09%
Ba 233.527†	1416.5	0.2399	mg/L	0.00189	0.4798	mg/L	0.00378	0.79%
Be 313.042†	852.0	0.00173	mg/L	0.000165	0.00347	mg/L	0.000330	9.51%
Ca 317.933†	826753.7	79.84	mg/L	0.352	159.7	mg/L	0.70	0.44%
Cd 228.802†	66.5	0.00100	mg/L	0.000135	0.00201	mg/L	0.000271	13.50%
Co 228.616†	4564.6	0.06169	mg/L	0.000558	0.1234	mg/L	0.00112	0.90%
Cr 267.716†	1868.4	0.4457	mg/L	0.00415	0.8914	mg/L	0.00829	0.93%
Cu 324.752†	37156.3	0.1834	mg/L	0.00013	0.3668	mg/L	0.00027	0.07%
Fe 273.955†	226174.4	182.2	mg/L	0.12	364.5	mg/L	0.25	0.07%
K 766.490†	8485.4	6.217	mg/L	0.0060	12.43	mg/L	0.012	0.10%
Mg 279.077†	105823.7	84.28	mg/L	0.148	168.6	mg/L	0.30	0.18%
Mn 257.610†	71469.5	2.437	mg/L	0.0033	4.874	mg/L	0.0067	0.14%
Mo 202.031†	20.1	0.00683	mg/L	0.001493	0.01365	mg/L	0.002986	21.87%
Na 589.592†	5660.0	2.740	mg/L	0.0191	5.480	mg/L	0.0382	0.70%
Na 330.237†	26.3	2.686	mg/L	0.2969	5.372	mg/L	0.5937	11.05%
Ni 231.604†	209.0	0.1682	mg/L	0.00226	0.3365	mg/L	0.00451	1.34%
Pb 220.353†	1098.3	0.1808	mg/L	0.00186	0.3617	mg/L	0.00371	1.03%
Sb 206.836†	-39.0	0.00267	mg/L	0.000225	0.00534	mg/L	0.000450	8.42%
Se 196.026†	-102.1	-0.03272	mg/L	0.005895	-0.06543	mg/L	0.011790	18.02%
Si 288.158†	3270.4	1.876	mg/L	0.0241	3.753	mg/L	0.0483	1.29%
Sn 189.927†	-14.3	-0.00678	mg/L	0.000520	-0.01356	mg/L	0.001041	7.68%
Sr 421.552†	90827.9	0.2924	mg/L	0.00199	0.5848	mg/L	0.00399	0.68%
Ti 334.903†	221368.3	10.55	mg/L	0.010	21.10	mg/L	0.021	0.10%
Tl 190.801†	-11.9	-0.02303	mg/L	0.002801	-0.04605	mg/L	0.005603	12.17%
V 292.402†	59029.2	0.4729	mg/L	0.00071	0.9459	mg/L	0.00143	0.15%
Zn 206.200†	796.8	0.7483	mg/L	0.00593	1.497	mg/L	0.0119	0.79%

Sequence No.: 7
Sample ID: LR67 ADUP SWC
Analyst: BLW
Initial Sample Wt:
Dilution: 2X

Autosampler Location: 30
Date Collected: 10/9/2007 3:00:33 PM
Data Type: Original
Initial Sample Vol:
Sample Prep Vol:

Nebulizer Parameters: LR67 ADUP SWC

Analyte	Back Pressure	Flow
All	156.0 kPa	0.50 L/min

rerun

Mean Data: LR67 ADUP SWC

Analyte	Mean Corrected Intensity	Calib Conc.	Calib Units	Std.Dev.	Sample Conc.	Sample Units	Std.Dev.	RSD
ScA 357.253	1840542.5	103.1	%	0.35				0.34%
ScR 361.383	158560.9	108.1	%	1.00				0.92%
Ag 328.068†	269.2	0.01740	mg/L	0.000997	0.03480	mg/L	0.001994	5.73%
Al 308.215†	98362.2	58.62	mg/L	0.323	117.2	mg/L	0.65	0.55%
As 188.979†	253.6	0.1934	mg/L	0.00621	0.3867	mg/L	0.01242	3.21%
B 249.677†	635.6	0.3569	mg/L	0.00132	0.7137	mg/L	0.00264	0.37%
Ba 233.527†	8847.8	1.525	mg/L	0.0185	3.049	mg/L	0.0369	1.21%
Be 313.042†	232.5	0.00016	mg/L	0.000039	0.00033	mg/L	0.000079	24.23%
Ca 317.933†	470690.3	45.45	mg/L	0.185	90.91	mg/L	0.370	0.41%
Cd 228.802†	9831.6	0.2333	mg/L	0.00150	0.4666	mg/L	0.00300	0.64%
Co 228.616†	4297.5	0.06405	mg/L	0.000472	0.1281	mg/L	0.00094	0.74%
Cr 267.716†	2316.7	0.5578	mg/L	0.00603	1.116	mg/L	0.0121	1.08%
Cu 324.752†	702577.2	3.232	mg/L	0.0007	6.465	mg/L	0.0014	0.02%
Fe 273.955†	585815.2	472.0	mg/L	1.11	944.1	mg/L	2.22	0.23%
K 766.490†	6025.1	4.414	mg/L	0.0707	8.828	mg/L	0.1415	1.60%
Mg 279.077†	38412.1	30.44	mg/L	0.105	60.87	mg/L	0.209	0.34%
Mn 257.610†	69905.8	2.396	mg/L	0.0095	4.791	mg/L	0.0190	0.40%
Mo 202.031†	133.6	0.02247	mg/L	0.000925	0.04495	mg/L	0.001851	4.12%
Na 589.592†	4707.3	2.279	mg/L	0.0195	4.558	mg/L	0.0389	0.85%
Na 330.237†	485.9	-1.401	mg/L	1.0601	-2.803	mg/L	2.1201	75.64%
Ni 231.604†	385.0	0.3098	mg/L	0.00537	0.6195	mg/L	0.01074	1.73%
Pb 220.353†	110922.7	15.68	mg/L	0.022	31.35	mg/L	0.044	0.14%
Sb 206.836†	91.0	0.06061	mg/L	0.003569	0.1212	mg/L	0.00714	5.89%
Se 196.026†	-165.0	-0.05358	mg/L	0.010624	-0.1072	mg/L	0.02125	19.83%
Si 288.158†	1686.3	0.9678	mg/L	0.01089	1.936	mg/L	0.0218	1.13%
Sn 189.927†	738.6	0.1933	mg/L	0.00212	0.3866	mg/L	0.00424	1.10%
Sr 421.552†	44209.8	0.1387	mg/L	0.00104	0.2774	mg/L	0.00209	0.75%
Ti 334.903†	91601.6	4.366	mg/L	0.0211	8.731	mg/L	0.0423	0.48%
Tl 190.801†	-56.8	-0.03563	mg/L	0.001542	-0.07127	mg/L	0.003084	4.33%
V 292.402†	31010.0	0.2224	mg/L	0.00049	0.4447	mg/L	0.00097	0.22%
Zn 206.200†	48573.6	45.49	mg/L	0.208	90.99	mg/L	0.416	0.46%

User canceled analysis.

Analysis Begun

Start Time: 10/9/2007 3:08:08 PM
Logged In Analyst: metals
Spectrometer Model: Optima 4300 DV, S/N 077N0060101
Plasma On Time: 10/9/2007 10:26:33 AM
Technique: ICP Continuous
Autosampler Model: AS-93plus

Sample Information File: C:\pe\Administrator\Sample Information\1009A.sif
Batch ID:
Results Data Set: PE071009
Results Library: C:\pe\Administrator\Results\Results.mdb

Sequence No.: 8
Sample ID: LR67 A SWC
Analyst: BLW
Initial Sample Wt:
Dilution: ~~2X~~ 5X BLW 10.9
Autosampler Location: 31
Date Collected: 10/9/2007 3:08:08 PM
Data Type: Original
Initial Sample Vol:
Sample Prep Vol:

DK

Nebulizer Parameters: LR67 A SWC

Analyte	Back Pressure	Flow
All	156.0 kPa	0.50 L/min

Mean Data: LR67 A SWC

Analyte	Mean Corrected Intensity	Calib Conc.	Calib Units	Calib Std.Dev.	Sample Conc.	Sample Units	Sample Std.Dev.	RSD
ScA 357.253	1834801.5	102.8	%	0.29				0.28%
ScR 361.383	157533.8	107.4	%	0.33				0.31%
Ag 328.068†	433.7	0.00945	mg/L	0.000478	0.01889	mg/L	0.000957	5.06%
Al 308.215†	40411.5	24.08	mg/L	0.073	48.17	mg/L	0.146	0.30%
As 188.979†	112.3	0.08623	mg/L	0.003146	0.1725	mg/L	0.00629	3.65%
B 249.677†	289.2	0.1614	mg/L	0.00326	0.3228	mg/L	0.00652	2.02%
Ba 233.527†	4174.7	0.7201	mg/L	0.00446	1.440	mg/L	0.0089	0.62%
Be 313.042†	91.8	0.00006	mg/L	0.000040	0.00012	mg/L	0.000081	67.86%
Ca 317.933†	203741.1	19.68	mg/L	0.024	39.35	mg/L	0.048	0.12%
Cd 228.802†	4122.8	0.09781	mg/L	0.000365	0.1956	mg/L	0.00073	0.37%
Co 228.616†	1932.8	0.02935	mg/L	0.000031	0.05870	mg/L	0.000062	0.10%
Cr 267.716†	1016.9	0.2447	mg/L	0.00139	0.4895	mg/L	0.00278	0.57%
Cu 324.752†	290709.0	1.338	mg/L	0.0025	2.676	mg/L	0.0050	0.19%
Fe 273.955†	252029.1	203.1	mg/L	0.32	406.2	mg/L	0.64	0.16%
K 766.490†	2336.3	1.712	mg/L	0.0017	3.423	mg/L	0.0033	0.10%
Mg 279.077†	15672.2	12.41	mg/L	0.034	24.83	mg/L	0.068	0.27%
Mn 257.610†	29695.1	1.018	mg/L	0.0040	2.036	mg/L	0.0079	0.39%
Mo 202.031†	80.0	0.01316	mg/L	0.000789	0.02631	mg/L	0.001579	6.00%
Na 589.592†	2052.0	0.9934	mg/L	0.00459	1.987	mg/L	0.0092	0.46%
Na 330.237†	201.0	-0.9954	mg/L	0.23484	-1.991	mg/L	0.4697	23.59%
Ni 231.604†	152.7	0.1229	mg/L	0.00168	0.2458	mg/L	0.00335	1.36%
Pb 220.353†	50789.3	7.178	mg/L	0.0148	14.36	mg/L	0.030	0.21%
Sb 206.836†	32.7	0.02256	mg/L	0.002629	0.04512	mg/L	0.005257	11.65%
Se 196.026†	-74.5	-0.02627	mg/L	0.001497	-0.05254	mg/L	0.002995	5.70%
Si 288.158†	635.3	0.3646	mg/L	0.00451	0.7293	mg/L	0.00901	1.24%
Sn 189.927†	260.5	0.06599	mg/L	0.000634	0.1320	mg/L	0.00127	0.96%
Sr 421.552†	19894.5	0.06251	mg/L	0.000377	0.1250	mg/L	0.00075	0.60%
Ti 334.903†	37029.1	1.765	mg/L	0.0029	3.530	mg/L	0.0058	0.16%
Tl 190.801†	-21.5	-0.01377	mg/L	0.002275	-0.02753	mg/L	0.004549	16.52%
V 292.402†	12456.4	0.08842	mg/L	0.000442	0.1768	mg/L	0.00088	0.50%
Zn 206.200†	20942.5	19.61	mg/L	0.039	39.23	mg/L	0.079	0.20%

Sequence No.: 9
Sample ID: LR67 ASPK SWC
Analyst: BLW
Initial Sample Wt:
Dilution: ~~2X~~ 5X 10.9

Autosampler Location: 32
Date Collected: 10/9/2007 3:14:30 PM
Data Type: Original
Initial Sample Vol:
Sample Prep Vol:

Nebulizer Parameters: LR67 ASPK SWC

Analyte	Back Pressure	Flow
All	157.0 kPa	0.50 L/min

Mean Data: LR67 ASPK SWC

Analyte	Mean Corrected Intensity	Calib Conc.	Calib Units	Std.Dev.	Sample Conc.	Sample Units	Std.Dev.	RSD
ScA 357.253	1831492.7	102.6	%	0.35				0.34%
ScR 361.383	156560.4	106.7	%	1.22				1.15%
Ag 328.068†	32562.7	0.2070	mg/L	0.00079	0.4140	mg/L	0.00158	0.38%
Al 308.215†	41895.3	24.97	mg/L	0.075	49.93	mg/L	0.149	0.30%
As 188.979†	1010.8	0.8457	mg/L	0.00641	1.691	mg/L	0.0128	0.76%
B 249.677†	265.6	0.1477	mg/L	0.00432	0.2953	mg/L	0.00865	2.93%
Ba 233.527†	7641.2	1.325	mg/L	0.0169	2.650	mg/L	0.0337	1.27%
Be 313.042†	55274.0	0.1972	mg/L	0.00127	0.3944	mg/L	0.00255	0.65%
Ca 317.933†	230495.3	22.26	mg/L	0.103	44.52	mg/L	0.207	0.46%
Cd 228.802†	12120.3	0.2838	mg/L	0.00168	0.5675	mg/L	0.00335	0.59%
Co 228.616†	11643.8	0.2127	mg/L	0.00130	0.4254	mg/L	0.00260	0.61%
Cr 267.716†	1700.4	0.4063	mg/L	0.00595	0.8126	mg/L	0.01191	1.47%
Cu 324.752†	309405.7	1.422	mg/L	0.0016	2.843	mg/L	0.0032	0.11%
Fe 273.955†	231744.1	186.7	mg/L	0.54	373.5	mg/L	1.09	0.29%
K 766.490†	7575.9	5.550	mg/L	0.0064	11.10	mg/L	0.013	0.11%
Mg 279.077†	19942.9	15.82	mg/L	0.017	31.65	mg/L	0.034	0.11%
Mn 257.610†	33341.1	1.142	mg/L	0.0016	2.284	mg/L	0.0033	0.14%
Mo 202.031†	65.1	0.01075	mg/L	0.000177	0.02150	mg/L	0.000353	1.64%
Na 589.592†	10092.3	4.886	mg/L	0.0222	9.772	mg/L	0.0444	0.45%
Na 330.237†	275.8	2.955	mg/L	0.5217	5.911	mg/L	1.0434	17.65%
Ni 231.604†	370.4	0.2983	mg/L	0.00462	0.5966	mg/L	0.00925	1.55%
Pb 220.353†	45443.8	6.423	mg/L	0.0096	12.85	mg/L	0.019	0.15%
Sb 206.836†	477.8	0.2289	mg/L	0.00368	0.4578	mg/L	0.00735	1.61%
Se 196.026†	774.7	0.7239	mg/L	0.00687	1.448	mg/L	0.0137	0.95%
Si 288.158†	651.5	0.3740	mg/L	0.00205	0.7481	mg/L	0.00411	0.55%
Sn 189.927†	216.9	0.05419	mg/L	0.001612	0.1084	mg/L	0.00322	2.98%
Sr 421.552†	76703.7	0.2468	mg/L	0.00105	0.4936	mg/L	0.00209	0.42%
Ti 334.903†	29171.9	1.390	mg/L	0.0077	2.780	mg/L	0.0153	0.55%
Tl 190.801†	1559.4	0.7358	mg/L	0.00378	1.472	mg/L	0.0076	0.51%
V 292.402†	34428.3	0.2746	mg/L	0.00092	0.5492	mg/L	0.00184	0.34%
Zn 206.200†	19274.8	18.05	mg/L	0.046	36.11	mg/L	0.093	0.26%

Sequence No.: 10
Sample ID: LR67 MBSPK SWC
Analyst: BLW
Initial Sample Wt:
Dilution: 2X

Autosampler Location: 33
Date Collected: 10/9/2007 3:20:51 PM
Data Type: Original
Initial Sample Vol:
Sample Prep Vol:

Nebulizer Parameters: LR67 MBSPK SWC

Analyte	Back Pressure	Flow
All	157.0 kPa	0.50 L/min

Mean Data: LR67 MBSPK SWC

Analyte	Mean Corrected Intensity	Calib Conc.	Calib Units	Calib Std.Dev.	Sample Conc.	Sample Units	Sample Std.Dev.	RSD
ScA 357.253	1831798.4	102.6	%	0.42				0.41%
ScR 361.383	155364.7	105.9	%	1.16				1.09%
Ag 328.068†	93.0	0.00057	mg/L	0.000186	0.00115	mg/L	0.000372	32.40%
Al 308.215†	11.6	0.00691	mg/L	0.005700	0.01382	mg/L	0.011401	82.50%
As 188.979†	8.2	0.00689	mg/L	0.001283	0.01378	mg/L	0.002567	18.63%
B 249.677†	8.4	0.00420	mg/L	0.000430	0.00839	mg/L	0.000860	10.25%
Ba 233.527†	5.0	0.00087	mg/L	0.000873	0.00173	mg/L	0.001746	100.70%
Be 313.042†	60.0	0.00021	mg/L	0.000053	0.00043	mg/L	0.000107	24.78%
Ca 317.933†	171.2	0.01654	mg/L	0.001551	0.03307	mg/L	0.003102	9.38%
Cd 228.802†	6.9	0.00012	mg/L	0.000038	0.00024	mg/L	0.000075	31.04%
Co 228.616†	18.6	0.00035	mg/L	0.000114	0.00070	mg/L	0.000227	32.35%
Cr 267.716†	1.9	0.00046	mg/L	0.001309	0.00091	mg/L	0.002617	287.06%
Cu 324.752†	246.3	0.00112	mg/L	0.000161	0.00224	mg/L	0.000322	14.41%
Fe 273.955†	9.9	0.00799	mg/L	0.003249	0.01599	mg/L	0.006498	40.65%
K 766.490†	-5.3	-0.00386	mg/L	0.023694	-0.00773	mg/L	0.047388	613.40%
Mg 279.077†	15.0	0.01192	mg/L	0.004549	0.02384	mg/L	0.009098	38.17%
Mn 257.610†	9.0	0.00031	mg/L	0.000164	0.00062	mg/L	0.000329	53.16%
Mo 202.031†	-1.2	-0.00018	mg/L	0.000626	-0.00036	mg/L	0.001252	344.10%
Na 589.592†	39.8	0.01925	mg/L	0.003875	0.03850	mg/L	0.007750	20.13%
Na 330.237†	-30.1	-1.333	mg/L	0.6869	-2.665	mg/L	1.3738	51.55%
Ni 231.604†	3.2	0.00254	mg/L	0.001337	0.00509	mg/L	0.002675	52.59%
Pb 220.353†	30.5	0.00431	mg/L	0.001974	0.00862	mg/L	0.003947	45.78%
Sb 206.836†	-2.1	-0.00095	mg/L	0.001368	-0.00190	mg/L	0.002736	143.90%
Se 196.026†	1.8	0.00163	mg/L	0.002366	0.00327	mg/L	0.004732	144.86%
Si 288.158†	31.7	0.01816	mg/L	0.001053	0.03633	mg/L	0.002106	5.80%
Sn 189.927†	6.9	0.00205	mg/L	0.000119	0.00410	mg/L	0.000238	5.81%
Sr 421.552†	-80.7	-0.00026	mg/L	0.000083	-0.00052	mg/L	0.000166	31.62%
Ti 334.903†	-34.8	-0.00166	mg/L	0.000471	-0.00331	mg/L	0.000942	28.41%
Tl 190.801†	2.7	0.00130	mg/L	0.002576	0.00261	mg/L	0.005153	197.65%
V 292.402†	-6.6	-0.00005	mg/L	0.000147	-0.00010	mg/L	0.000294	283.69%
Zn 206.200†	55.9	0.05235	mg/L	0.002493	0.1047	mg/L	0.00499	4.76%

Sequence No.: 11
Sample ID: CV
Analyst: BLW
Initial Sample Wt:
Dilution: 1X

Autosampler Location: 7
Date Collected: 10/9/2007 3:27:25 PM
Data Type: Original
Initial Sample Vol:
Sample Prep Vol:

Nebulizer Parameters: CV

Analyte	Back Pressure	Flow
All	157.0 kPa	0.50 L/min

Mean Data: CV

Analyte	Mean Corrected Intensity	Calib Conc.	Calib Units	Calib Std.Dev.	Sample Conc.	Sample Units	Sample Std.Dev.	RSD
ScA 357.253	1798171.8	100.8	%	0.70				0.69%
ScR 361.383	155070.6	105.7	%	0.64				0.61%
Ag 328.068†	161640.1	0.9968	mg/L	0.01326	0.9968	mg/L	0.01326	1.33%
Al 308.215†	3321.5	1.941	mg/L	0.0063	1.941	mg/L	0.0063	0.32%
As 188.979†	2396.6	2.022	mg/L	0.0034	2.022	mg/L	0.0034	0.17%
B 249.677†	1968.7	0.9833	mg/L	0.00827	0.9833	mg/L	0.00827	0.84%
Ba 233.527†	5653.6	0.9853	mg/L	0.00338	0.9853	mg/L	0.00338	0.34%
Be 313.042†	282236.7	1.008	mg/L	0.0017	1.008	mg/L	0.0017	0.17%
Ca 317.933†	21359.3	2.062	mg/L	0.0102	2.062	mg/L	0.0102	0.49%
Cd 228.802†	42520.0	1.002	mg/L	0.0177	1.002	mg/L	0.0177	1.76%
Co 228.616†	51756.0	0.9711	mg/L	0.01607	0.9711	mg/L	0.01607	1.65%
Cr 267.716†	4161.5	0.9856	mg/L	0.00301	0.9856	mg/L	0.00301	0.31%
Cu 324.752†	229779.2	1.043	mg/L	0.0146	1.043	mg/L	0.0146	1.40%
Fe 273.955†	2530.3	2.036	mg/L	0.0039	2.036	mg/L	0.0039	0.19%
K 766.490†	27399.4	20.07	mg/L	0.129	20.07	mg/L	0.129	0.64%
Mg 279.077†	2625.7	2.096	mg/L	0.0099	2.096	mg/L	0.0099	0.47%
Mn 257.610†	28565.8	0.9758	mg/L	0.00280	0.9758	mg/L	0.00280	0.29%
Mo 202.031†	6089.8	0.9596	mg/L	0.00604	0.9596	mg/L	0.00604	0.63%
Na 589.592†	101040.5	48.92	mg/L	0.302	48.92	mg/L	0.302	0.62%
Na 330.237†	1154.2	49.63	mg/L	0.140	49.63	mg/L	0.140	0.28%
Ni 231.604†	1240.7	1.001	mg/L	0.0050	1.001	mg/L	0.0050	0.50%
Pb 220.353†	14371.9	2.035	mg/L	0.0310	2.035	mg/L	0.0310	1.52%
Sb 206.836†	4273.9	2.008	mg/L	0.0114	2.008	mg/L	0.0114	0.57%
Se 196.026†	2226.8	1.973	mg/L	0.0099	1.973	mg/L	0.0099	0.50%
Si 288.158†	3573.2	2.053	mg/L	0.0113	2.053	mg/L	0.0113	0.55%
Sn 189.927†	3066.4	0.9164	mg/L	0.00459	0.9164	mg/L	0.00459	0.50%
Sr 421.552†	296359.5	0.9608	mg/L	0.00407	0.9608	mg/L	0.00407	0.42%
Ti 334.903†	20881.5	0.9942	mg/L	0.00609	0.9942	mg/L	0.00609	0.61%
Tl 190.801†	4151.7	1.960	mg/L	0.0061	1.960	mg/L	0.0061	0.31%
V 292.402†	116620.3	0.9850	mg/L	0.01451	0.9850	mg/L	0.01451	1.47%
Zn 206.200†	1130.2	1.058	mg/L	0.0070	1.058	mg/L	0.0070	0.66%

Sequence No.: 12
Sample ID: CB
Analyst: BLW
Initial Sample Wt:
Dilution: 1X

Autosampler Location: 1
Date Collected: 10/9/2007 3:33:59 PM
Data Type: Original
Initial Sample Vol:
Sample Prep Vol:

Nebulizer Parameters: CB

Analyte	Back Pressure	Flow
All	157.0 kPa	0.50 L/min

Mean Data: CB

Analyte	Mean Corrected Intensity	Calib Conc.	Calib Units	Std.Dev.	Sample Conc.	Sample Units	Std.Dev.	RSD
ScA 357.253	1813196.9	101.6	%	0.49				0.48%
ScR 361.383	153245.8	104.5	%	0.27				0.25%
Ag 328.068†	177.1	0.00109	mg/L	0.000580	0.00109	mg/L	0.000580	53.14%
Al 308.215†	-7.4	-0.00444	mg/L	0.008757	-0.00444	mg/L	0.008757	197.19%
As 188.979†	13.0	0.01099	mg/L	0.003239	0.01099	mg/L	0.003239	29.47%
B 249.677†	19.0	0.00950	mg/L	0.003229	0.00950	mg/L	0.003229	34.00%
Ba 233.527†	-0.1	-0.00002	mg/L	0.000368	-0.00002	mg/L	0.000368	>999.9%
Be 313.042†	48.8	0.00017	mg/L	0.000045	0.00017	mg/L	0.000045	25.67%
Ca 317.933†	29.6	0.00286	mg/L	0.003129	0.00286	mg/L	0.003129	109.56%
Cd 228.802†	6.5	0.00008	mg/L	0.000081	0.00008	mg/L	0.000081	95.78%
Co 228.616†	20.9	0.00039	mg/L	0.000138	0.00039	mg/L	0.000138	35.06%
Cr 267.716†	-0.3	-0.00007	mg/L	0.001066	-0.00007	mg/L	0.001066	>999.9%
Cu 324.752†	228.4	0.00104	mg/L	0.000082	0.00104	mg/L	0.000082	7.90%
Fe 273.955†	-4.4	-0.00355	mg/L	0.001621	-0.00355	mg/L	0.001621	45.66%
K 766.490†	46.9	0.03439	mg/L	0.029319	0.03439	mg/L	0.029319	85.26%
Mg 279.077†	15.1	0.01207	mg/L	0.008518	0.01207	mg/L	0.008518	70.58%
Mn 257.610†	3.0	0.00010	mg/L	0.000143	0.00010	mg/L	0.000143	137.41%
Mo 202.031†	2.9	0.00046	mg/L	0.000494	0.00046	mg/L	0.000494	107.61%
Na 589.592†	26.3	0.01273	mg/L	0.004461	0.01273	mg/L	0.004461	35.03%
Na 330.237†	-5.4	-0.2408	mg/L	0.26760	-0.2408	mg/L	0.26760	111.11%
Ni 231.604†	0.4	0.00034	mg/L	0.003697	0.00034	mg/L	0.003697	>999.9%
Pb 220.353†	21.4	0.00303	mg/L	0.001172	0.00303	mg/L	0.001172	38.70%
Sb 206.836†	-6.5	-0.00304	mg/L	0.002239	-0.00304	mg/L	0.002239	73.68%
Se 196.026†	-6.8	-0.00605	mg/L	0.002431	-0.00605	mg/L	0.002431	40.16%
Si 288.158†	-9.0	-0.00518	mg/L	0.001341	-0.00518	mg/L	0.001341	25.92%
Sn 189.927†	6.9	0.00207	mg/L	0.000759	0.00207	mg/L	0.000759	36.67%
Sr 421.552†	-199.0	-0.00065	mg/L	0.000186	-0.00065	mg/L	0.000186	28.84%
Ti 334.903†	6.9	0.00033	mg/L	0.001560	0.00033	mg/L	0.001560	476.97%
Tl 190.801†	6.6	0.00315	mg/L	0.002680	0.00315	mg/L	0.002680	85.20%
V 292.402†	47.8	0.00040	mg/L	0.000158	0.00040	mg/L	0.000158	39.41%
Zn 206.200†	17.6	0.01651	mg/L	0.002041	0.01651	mg/L	0.002041	12.36%

User canceled analysis.

==========

Analysis Begun

Start Time: 10/9/2007 3:44:26 PM **Plasma On Time: 10/9/2007 10:26:33 AM**
Logged In Analyst: metals **Technique: ICP Continuous**
Spectrometer Model: Optima 4300 DV, S/N 077N0060101Autosampler Model: AS-93plus

Sample Information File: C:\pe\Administrator\Sample Information\1009A.sif
Batch ID:
Results Data Set: PE071009
Results Library: C:\pe\Administrator\Results\Results.mdb

==========

Sequence No.: 11 **Autosampler Location: 7**
Sample ID: CV **Date Collected: 10/9/2007 3:44:26 PM**
Analyst: BLW **Data Type: Original**
Initial Sample Wt: **Initial Sample Vol:**
Dilution: 1X **Sample Prep Vol:**

Nebulizer Parameters: CV

Analyte	Back Pressure	Flow
All	156.0 kPa	0.50 L/min

Mean Data: CV

Analyte	Mean Corrected Intensity	Calib Conc.	Calib Units	Calib Std.Dev.	Sample Conc.	Sample Units	Sample Std.Dev.	RSD
ScA 357.253	1776552.7	99.55	%	0.766				0.77%
ScR 361.383	150653.3	102.7	%	0.76				0.74%
Ag 328.068†	163405.1	1.008	mg/L	0.0114	1.008	mg/L	0.0114	1.13%
Al 308.215†	3340.6	1.952	mg/L	0.0131	1.952	mg/L	0.0131	0.67%
As 188.979†	2410.1	2.034	mg/L	0.0193	2.034	mg/L	0.0193	0.95%
B 249.677†	1932.1	0.9650	mg/L	0.00320	0.9650	mg/L	0.00320	0.33%
Ba 233.527†	5539.0	0.9653	mg/L	0.00417	0.9653	mg/L	0.00417	0.43%
Be 313.042†	275908.0	0.9855	mg/L	0.00838	0.9855	mg/L	0.00838	0.85%
Ca 317.933†	21301.2	2.057	mg/L	0.0150	2.057	mg/L	0.0150	0.73%
Cd 228.802†	43247.9	1.019	mg/L	0.0073	1.019	mg/L	0.0073	0.71%
Co 228.616†	52313.5	0.9816	mg/L	0.00995	0.9816	mg/L	0.00995	1.01%
Cr 267.716†	4051.8	0.9596	mg/L	0.00598	0.9596	mg/L	0.00598	0.62%
Cu 324.752†	232299.9	1.054	mg/L	0.0111	1.054	mg/L	0.0111	1.05%
Fe 273.955†	2453.4	1.974	mg/L	0.0093	1.974	mg/L	0.0093	0.47%
K 766.490†	27972.6	20.49	mg/L	0.206	20.49	mg/L	0.206	1.01%
Mg 279.077†	2536.8	2.025	mg/L	0.0134	2.025	mg/L	0.0134	0.66%
Mn 257.610†	28183.6	0.9628	mg/L	0.00367	0.9628	mg/L	0.00367	0.38%
Mo 202.031†	6148.1	0.9687	mg/L	0.00988	0.9687	mg/L	0.00988	1.02%
Na 589.592†	102630.5	49.69	mg/L	0.370	49.69	mg/L	0.370	0.74%
Na 330.237†	1184.4	50.97	mg/L	0.342	50.97	mg/L	0.342	0.67%
Ni 231.604†	1204.3	0.9716	mg/L	0.00162	0.9716	mg/L	0.00162	0.17%
Pb 220.353†	14542.5	2.059	mg/L	0.0216	2.059	mg/L	0.0216	1.05%
Sb 206.836†	4313.7	2.027	mg/L	0.0238	2.027	mg/L	0.0238	1.17%
Se 196.026†	2241.3	1.986	mg/L	0.0170	1.986	mg/L	0.0170	0.86%
Si 288.158†	3550.2	2.039	mg/L	0.0128	2.039	mg/L	0.0128	0.63%
Sn 189.927†	3089.1	0.9232	mg/L	0.00981	0.9232	mg/L	0.00981	1.06%
Sr 421.552†	298651.5	0.9682	mg/L	0.00725	0.9682	mg/L	0.00725	0.75%
Ti 334.903†	20774.4	0.9891	mg/L	0.00800	0.9891	mg/L	0.00800	0.81%
Tl 190.801†	4166.8	1.967	mg/L	0.0203	1.967	mg/L	0.0203	1.03%
V 292.402†	118140.9	0.9975	mg/L	0.01012	0.9975	mg/L	0.01012	1.01%
Zn 206.200†	1074.4	1.006	mg/L	0.0045	1.006	mg/L	0.0045	0.45%

Sequence No.: 12
Sample ID: CB
Analyst: BLW
Initial Sample Wt:
Dilution: 1X

Autosampler Location: 1
Date Collected: 10/9/2007 3:51:01 PM
Data Type: Original
Initial Sample Vol:
Sample Prep Vol:

Nebulizer Parameters: CB

Analyte	Back Pressure	Flow
All	157.0 kPa	0.50 L/min

Mean Data: CB

Analyte	Mean Corrected Intensity	Calib Conc.	Calib Units	Calib Std.Dev.	Sample Conc.	Sample Units	Sample Std.Dev.	RSD
ScA 357.253	1810876.7	101.5	%	0.30				0.30%
ScR 361.383	154052.7	105.0	%	0.54				0.52%
Ag 328.068†	120.8	0.00074	mg/L	0.000237	0.00074	mg/L	0.000237	31.82%
Al 308.215†	13.5	0.00799	mg/L	0.019828	0.00799	mg/L	0.019828	248.02%
As 188.979†	4.6	0.00388	mg/L	0.000735	0.00388	mg/L	0.000735	18.97%
B 249.677†	19.6	0.00983	mg/L	0.004092	0.00983	mg/L	0.004092	41.64%
Ba 233.527†	2.3	0.00040	mg/L	0.000314	0.00040	mg/L	0.000314	79.50%
Be 313.042†	29.7	0.00011	mg/L	0.000107	0.00011	mg/L	0.000107	100.63%
Ca 317.933†	35.6	0.00344	mg/L	0.002176	0.00344	mg/L	0.002176	63.33%
Cd 228.802†	6.1	0.00012	mg/L	0.000179	0.00012	mg/L	0.000179	149.71%
Co 228.616†	9.8	0.00018	mg/L	0.000210	0.00018	mg/L	0.000210	114.96%
Cr 267.716†	2.5	0.00060	mg/L	0.000739	0.00060	mg/L	0.000739	122.42%
Cu 324.752†	76.2	0.00035	mg/L	0.000109	0.00035	mg/L	0.000109	31.61%
Fe 273.955†	2.6	0.00210	mg/L	0.005404	0.00210	mg/L	0.005404	256.71%
K 766.490†	32.7	0.02395	mg/L	0.056870	0.02395	mg/L	0.056870	237.41%
Mg 279.077†	2.3	0.00180	mg/L	0.011265	0.00180	mg/L	0.011265	626.57%
Mn 257.610†	1.1	0.00004	mg/L	0.000158	0.00004	mg/L	0.000158	402.93%
Mo 202.031†	5.5	0.00086	mg/L	0.000417	0.00086	mg/L	0.000417	48.56%
Na 589.592†	55.0	0.02664	mg/L	0.007156	0.02664	mg/L	0.007156	26.86%
Na 330.237†	-12.5	-0.5455	mg/L	0.25647	-0.5455	mg/L	0.25647	47.01%
Ni 231.604†	-3.4	-0.00274	mg/L	0.003065	-0.00274	mg/L	0.003065	111.67%
Pb 220.353†	8.2	0.00117	mg/L	0.001038	0.00117	mg/L	0.001038	88.71%
Sb 206.836†	-3.4	-0.00157	mg/L	0.002056	-0.00157	mg/L	0.002056	131.35%
Se 196.026†	-4.5	-0.00401	mg/L	0.005604	-0.00401	mg/L	0.005604	139.73%
Si 288.158†	-3.3	-0.00187	mg/L	0.008353	-0.00187	mg/L	0.008353	447.68%
Sn 189.927†	8.6	0.00257	mg/L	0.000642	0.00257	mg/L	0.000642	24.94%
Sr 421.552†	-109.6	-0.00036	mg/L	0.000093	-0.00036	mg/L	0.000093	26.20%
Ti 334.903†	16.7	0.00079	mg/L	0.000903	0.00079	mg/L	0.000903	113.76%
Tl 190.801†	10.5	0.00500	mg/L	0.002689	0.00500	mg/L	0.002689	53.84%
V 292.402†	12.1	0.00011	mg/L	0.000219	0.00011	mg/L	0.000219	200.49%
Zn 206.200†	9.6	0.00902	mg/L	0.001527	0.00902	mg/L	0.001527	16.92%

Sequence No.: 13
Sample ID: LR67 L SWC
Analyst: BLW
Initial Sample Wt:
Dilution: 2X

Autosampler Location: 34
Date Collected: 10/9/2007 3:57:33 PM
Data Type: Original
Initial Sample Vol:
Sample Prep Vol:

Nebulizer Parameters: LR67 L SWC

Analyte	Back Pressure	Flow
All	157.0 kPa	0.50 L/min

Mean Data: LR67 L SWC

Analyte	Mean Corrected Intensity	Calib Conc.	Calib Units	Std.Dev.	Sample Conc.	Sample Units	Std.Dev.	RSD
ScA 357.253	1850875.4	103.7	%	0.61				0.58%
ScR 361.383	159149.2	108.5	%	0.05				0.05%
Ag 328.068†	-822.1	0.00000	mg/L	0.000305	0.00001	mg/L	0.000610	>999.9%
Al 308.215†	173132.0	103.2	mg/L	0.20	206.4	mg/L	0.39	0.19%
As 188.979†	94.0	0.04185	mg/L	0.002325	0.08370	mg/L	0.004649	5.55%
B 249.677†	40.8	0.03273	mg/L	0.001359	0.06545	mg/L	0.002719	4.15%
Ba 233.527†	1478.6	0.2519	mg/L	0.00046	0.5039	mg/L	0.00092	0.18%
Be 313.042†	651.6	0.00135	mg/L	0.000016	0.00270	mg/L	0.000031	1.15%
Ca 317.933†	1094721.3	105.7	mg/L	0.26	211.4	mg/L	0.52	0.24%
Cd 228.802†	49.2	0.00065	mg/L	0.000100	0.00130	mg/L	0.000200	15.39%
Co 228.616†	3806.7	0.05453	mg/L	0.000881	0.1091	mg/L	0.00176	1.61%
Cr 267.716†	760.6	0.1827	mg/L	0.00086	0.3654	mg/L	0.00171	0.47%
Cu 324.752†	35671.3	0.1745	mg/L	0.00055	0.3489	mg/L	0.00111	0.32%
Fe 273.955†	187518.5	151.1	mg/L	0.46	302.2	mg/L	0.91	0.30%
K 766.490†	8002.6	5.863	mg/L	0.0604	11.73	mg/L	0.121	1.03%
Mg 279.077†	81832.7	65.17	mg/L	0.139	130.3	mg/L	0.28	0.21%
Mn 257.610†	71309.6	2.432	mg/L	0.0022	4.864	mg/L	0.0044	0.09%
Mo 202.031†	37.4	0.00763	mg/L	0.001288	0.01525	mg/L	0.002575	16.88%
Na 589.592†	4823.6	2.335	mg/L	0.0092	4.670	mg/L	0.0185	0.40%
Na 330.237†	30.8	1.998	mg/L	0.2562	3.997	mg/L	0.5125	12.82%
Ni 231.604†	158.3	0.1275	mg/L	0.00312	0.2550	mg/L	0.00624	2.45%
Pb 220.353†	1696.4	0.2605	mg/L	0.00223	0.5211	mg/L	0.00447	0.86%
Sb 206.836†	-29.9	0.00261	mg/L	0.002462	0.00522	mg/L	0.004923	94.33%
Se 196.026†	-93.8	-0.03105	mg/L	0.006387	-0.06210	mg/L	0.012773	20.57%
Si 288.158†	2767.7	1.588	mg/L	0.0172	3.176	mg/L	0.0344	1.08%
Sn 189.927†	-27.7	-0.01016	mg/L	0.003209	-0.02032	mg/L	0.006419	31.58%
Sr 421.552†	91816.5	0.2960	mg/L	0.00134	0.5919	mg/L	0.00269	0.45%
Ti 334.903†	152356.8	7.261	mg/L	0.0120	14.52	mg/L	0.024	0.17%
Tl 190.801†	-14.2	-0.01974	mg/L	0.002104	-0.03947	mg/L	0.004208	10.66%
V 292.402†	44665.2	0.3564	mg/L	0.00128	0.7129	mg/L	0.00256	0.36%
Zn 206.200†	982.8	0.9234	mg/L	0.00290	1.847	mg/L	0.0058	0.31%

Sequence No.: 14
Sample ID: LR67 M SWC
Analyst: BLW
Initial Sample Wt:
Dilution: 2X

Autosampler Location: 35
Date Collected: 10/9/2007 4:04:00 PM
Data Type: Original
Initial Sample Vol:
Sample Prep Vol:

Nebulizer Parameters: LR67 M SWC

Analyte	Back Pressure	Flow
All	157.0 kPa	0.50 L/min

Mean Data: LR67 M SWC

Analyte	Mean Corrected Intensity	Calib Conc.	Calib Units	Std.Dev.	Sample Conc.	Sample Units	Std.Dev.	RSD
ScA 357.253	1848669.3	103.6	%	0.39				0.38%
ScR 361.383	162463.3	110.8	%	0.50				0.45%
Ag 328.068†	-873.8	-0.00004	mg/L	0.000184	-0.00008	mg/L	0.000369	454.73%
Al 308.215†	194299.5	115.8	mg/L	0.13	231.6	mg/L	0.27	0.12%
As 188.979†	103.2	0.04599	mg/L	0.002636	0.09199	mg/L	0.005273	5.73%
B 249.677†	29.2	0.02759	mg/L	0.002421	0.05518	mg/L	0.004842	8.78%
Ba 233.527†	1501.3	0.2556	mg/L	0.00064	0.5112	mg/L	0.00129	0.25%
Be 313.042†	656.1	0.00130	mg/L	0.000046	0.00261	mg/L	0.000092	3.55%
Ca 317.933†	1072616.6	103.6	mg/L	0.27	207.2	mg/L	0.54	0.26%
Cd 228.802†	45.2	0.00050	mg/L	0.000176	0.00101	mg/L	0.000351	34.83%
Co 228.616†	4207.6	0.06022	mg/L	0.000449	0.1204	mg/L	0.00090	0.74%
Cr 267.716†	763.6	0.1836	mg/L	0.00019	0.3671	mg/L	0.00038	0.10%
Cu 324.752†	41306.7	0.2006	mg/L	0.00019	0.4013	mg/L	0.00038	0.10%
Fe 273.955†	197643.4	159.3	mg/L	0.35	318.5	mg/L	0.69	0.22%
K 766.490†	7437.5	5.449	mg/L	0.0422	10.90	mg/L	0.084	0.77%
Mg 279.077†	83056.9	66.14	mg/L	0.096	132.3	mg/L	0.19	0.14%
Mn 257.610†	73006.6	2.490	mg/L	0.0060	4.980	mg/L	0.0119	0.24%
Mo 202.031†	29.4	0.00707	mg/L	0.000800	0.01415	mg/L	0.001599	11.30%
Na 589.592†	5801.6	2.809	mg/L	0.0083	5.617	mg/L	0.0166	0.30%
Na 330.237†	36.6	2.745	mg/L	0.4406	5.490	mg/L	0.8812	16.05%
Ni 231.604†	174.6	0.1406	mg/L	0.00289	0.2811	mg/L	0.00578	2.06%
Pb 220.353†	134.4	0.04273	mg/L	0.000662	0.08546	mg/L	0.001324	1.55%
Sb 206.836†	-34.6	0.00240	mg/L	0.001480	0.00480	mg/L	0.002960	61.68%
Se 196.026†	-103.0	-0.03612	mg/L	0.003584	-0.07225	mg/L	0.007168	9.92%
Si 288.158†	2435.3	1.397	mg/L	0.0070	2.795	mg/L	0.0141	0.50%
Sn 189.927†	-23.9	-0.00933	mg/L	0.000774	-0.01865	mg/L	0.001547	8.29%
Sr 421.552†	95244.3	0.3070	mg/L	0.00083	0.6140	mg/L	0.00165	0.27%
Ti 334.903†	170316.4	8.117	mg/L	0.0150	16.23	mg/L	0.030	0.18%
Tl 190.801†	-10.0	-0.01889	mg/L	0.003254	-0.03778	mg/L	0.006509	17.23%
V 292.402†	47177.7	0.3761	mg/L	0.00116	0.7521	mg/L	0.00232	0.31%
Zn 206.200†	351.3	0.3319	mg/L	0.00141	0.6637	mg/L	0.00283	0.43%

Sequence No.: 15
Sample ID: LR67 N SWC
Analyst: BLW
Initial Sample Wt:
Dilution: 2X

Autosampler Location: 36
Date Collected: 10/9/2007 4:10:27 PM
Data Type: Original
Initial Sample Vol:
Sample Prep Vol:

Nebulizer Parameters: LR67 N SWC

Analyte	Back Pressure	Flow
All	157.0 kPa	0.50 L/min

Mean Data: LR67 N SWC

Analyte	Mean Corrected Intensity	Calib Conc.	Calib Units	Std.Dev.	Sample Conc.	Sample Units	Std.Dev.	RSD
ScA 357.253	1867489.0	104.6	%	0.59				0.57%
ScR 361.383	163257.1	111.3	%	0.23				0.21%
Ag 328.068†	-774.6	0.00007	mg/L	0.000803	0.00013	mg/L	0.001607	>999.9%
Al 308.215†	167904.7	100.1	mg/L	0.32	200.1	mg/L	0.64	0.32%
As 188.979†	90.1	0.03678	mg/L	0.004942	0.07355	mg/L	0.009884	13.44%
B 249.677†	36.0	0.02970	mg/L	0.002357	0.05940	mg/L	0.004714	7.94%
Ba 233.527†	1172.1	0.1987	mg/L	0.00050	0.3975	mg/L	0.00100	0.25%
Be 313.042†	675.3	0.00127	mg/L	0.000018	0.00254	mg/L	0.000036	1.40%
Ca 317.933†	741109.1	71.57	mg/L	0.534	143.1	mg/L	1.07	0.75%
Cd 228.802†	162.0	0.00336	mg/L	0.000187	0.00672	mg/L	0.000374	5.57%
Co 228.616†	3908.7	0.05142	mg/L	0.000664	0.1028	mg/L	0.00133	1.29%
Cr 267.716†	851.7	0.2042	mg/L	0.00167	0.4085	mg/L	0.00335	0.82%
Cu 324.752†	42780.7	0.2055	mg/L	0.00015	0.4111	mg/L	0.00030	0.07%
Fe 273.955†	178737.7	144.0	mg/L	0.24	288.0	mg/L	0.49	0.17%
K 766.490†	6704.1	4.911	mg/L	0.0474	9.823	mg/L	0.0948	0.97%
Mg 279.077†	69987.3	55.73	mg/L	0.242	111.5	mg/L	0.48	0.43%
Mn 257.610†	55011.9	1.876	mg/L	0.0022	3.753	mg/L	0.0043	0.12%
Mo 202.031†	25.9	0.00677	mg/L	0.000358	0.01354	mg/L	0.000716	5.29%
Na 589.592†	4686.7	2.269	mg/L	0.0047	4.538	mg/L	0.0095	0.21%
Na 330.237†	21.8	2.074	mg/L	0.2063	4.148	mg/L	0.4125	9.95%
Ni 231.604†	160.1	0.1289	mg/L	0.00322	0.2578	mg/L	0.00644	2.50%
Pb 220.353†	2770.1	0.4120	mg/L	0.00330	0.8241	mg/L	0.00661	0.80%
Sb 206.836†	-35.7	0.00605	mg/L	0.002592	0.01211	mg/L	0.005183	42.81%
Se 196.026†	-85.6	-0.02912	mg/L	0.001149	-0.05824	mg/L	0.002298	3.95%
Si 288.158†	2129.3	1.222	mg/L	0.0092	2.443	mg/L	0.0184	0.75%
Sn 189.927†	-29.8	-0.01085	mg/L	0.002081	-0.02171	mg/L	0.004163	19.18%
Sr 421.552†	76273.5	0.2457	mg/L	0.00131	0.4914	mg/L	0.00261	0.53%
Ti 334.903†	206429.9	9.839	mg/L	0.0443	19.68	mg/L	0.089	0.45%
Tl 190.801†	-1.4	-0.01620	mg/L	0.000729	-0.03240	mg/L	0.001459	4.50%
V 292.402†	50710.5	0.4053	mg/L	0.00142	0.8107	mg/L	0.00284	0.35%
Zn 206.200†	1315.0	1.234	mg/L	0.0082	2.467	mg/L	0.0164	0.67%

Sequence No.: 16
Sample ID: LR67 O SWC
Analyst: BLW
Initial Sample Wt:
Dilution: 2X

Autosampler Location: 37
Date Collected: 10/9/2007 4:16:50 PM
Data Type: Original
Initial Sample Vol:
Sample Prep Vol:

Nebulizer Parameters: LR67 O SWC

Analyte	Back Pressure	Flow
All	157.0 kPa	0.50 L/min

Mean Data: LR67 O SWC

Analyte	Mean Corrected Intensity	Calib Conc.	Calib Units	Std.Dev.	Sample Conc.	Sample Units	Std.Dev.	RSD
ScA 357.253	1869056.3	104.7	%	0.75				0.71%
ScR 361.383	160703.6	109.6	%	0.17				0.15%
Ag 328.068†	-184.4	0.00098	mg/L	0.000378	0.00195	mg/L	0.000756	38.78%
Al 308.215†	43281.3	25.79	mg/L	0.038	51.59	mg/L	0.076	0.15%
As 188.979†	90.6	0.06638	mg/L	0.002985	0.1328	mg/L	0.00597	4.50%
B 249.677†	43.5	0.02690	mg/L	0.002681	0.05380	mg/L	0.005362	9.97%
Ba 233.527†	4396.4	0.7639	mg/L	0.00248	1.528	mg/L	0.0050	0.32%
Be 313.042†	106.7	0.00016	mg/L	0.000030	0.00031	mg/L	0.000061	19.60%
Ca 317.933†	263217.9	25.42	mg/L	0.035	50.84	mg/L	0.070	0.14%
Cd 228.802†	197.8	0.00422	mg/L	0.000099	0.00845	mg/L	0.000198	2.35%
Co 228.616†	1468.5	0.02178	mg/L	0.000501	0.04357	mg/L	0.001001	2.30%
Cr 267.716†	387.2	0.09283	mg/L	0.001080	0.1857	mg/L	0.00216	1.16%
Cu 324.752†	598592.2	2.722	mg/L	0.0016	5.444	mg/L	0.0032	0.06%
Fe 273.955†	78414.0	63.18	mg/L	0.033	126.4	mg/L	0.07	0.05%
K 766.490†	1720.9	1.261	mg/L	0.0197	2.521	mg/L	0.0393	1.56%
Mg 279.077†	14560.5	11.58	mg/L	0.039	23.16	mg/L	0.079	0.34%
Mn 257.610†	21190.5	0.7264	mg/L	0.00270	1.453	mg/L	0.0054	0.37%
Mo 202.031†	27.7	0.00483	mg/L	0.001092	0.00967	mg/L	0.002185	22.59%
Na 589.592†	1188.1	0.5752	mg/L	0.01482	1.150	mg/L	0.0296	2.58%
Na 330.237†	50.3	-0.08229	mg/L	0.143491	-0.1646	mg/L	0.28698	174.37%
Ni 231.604†	59.0	0.04735	mg/L	0.001717	0.09469	mg/L	0.003433	3.63%
Pb 220.353†	43694.4	6.183	mg/L	0.0787	12.37	mg/L	0.157	1.27%
Sb 206.836†	31.4	0.02085	mg/L	0.002083	0.04169	mg/L	0.004165	9.99%
Se 196.026†	-32.7	-0.01177	mg/L	0.003030	-0.02355	mg/L	0.006060	25.73%
Si 288.158†	1434.4	0.8230	mg/L	0.00324	1.646	mg/L	0.0065	0.39%
Sn 189.927†	25.6	0.00535	mg/L	0.001046	0.01070	mg/L	0.002092	19.56%
Sr 421.552†	26232.9	0.08438	mg/L	0.000334	0.1688	mg/L	0.00067	0.40%
Ti 334.903†	48541.6	2.314	mg/L	0.0047	4.627	mg/L	0.0094	0.20%
Tl 190.801†	1.6	-0.00284	mg/L	0.000604	-0.00568	mg/L	0.001208	21.28%
V 292.402†	9681.6	0.07465	mg/L	0.001156	0.1493	mg/L	0.00231	1.55%
Zn 206.200†	5479.2	5.133	mg/L	0.0058	10.27	mg/L	0.012	0.11%

Sequence No.: 17
Sample ID: LR67 P SWC
Analyst: BLW
Initial Sample Wt:
Dilution: 2X

Autosampler Location: 38
Date Collected: 10/9/2007 4:23:24 PM
Data Type: Original
Initial Sample Vol:
Sample Prep Vol:

Nebulizer Parameters: LR67 P SWC

Analyte	Back Pressure	Flow
All	157.0 kPa	0.50 L/min

Mean Data: LR67 P SWC

Analyte	Mean Corrected Intensity	Calib Conc.	Calib Units	Calib Std.Dev.	Sample Conc.	Sample Units	Sample Std.Dev.	RSD
ScA 357.253	1856084.3	104.0	%	0.41				0.39%
ScR 361.383	162794.3	111.0	%	1.24				1.11%
Ag 328.068†	-1220.1	0.00086	mg/L	0.000182	0.00171	mg/L	0.000364	21.26%
Al 308.215†	146829.2	87.51	mg/L	0.192	175.0	mg/L	0.38	0.22%
As 188.979†	110.5	0.06027	mg/L	0.003662	0.1205	mg/L	0.00732	6.08%
B 249.677†	45.3	0.04304	mg/L	0.000211	0.08608	mg/L	0.000422	0.49%
Ba 233.527†	2071.4	0.3516	mg/L	0.00377	0.7032	mg/L	0.00753	1.07%
Be 313.042†	511.3	0.00088	mg/L	0.000056	0.00175	mg/L	0.000112	6.41%
Ca 317.933†	558604.6	53.94	mg/L	0.216	107.9	mg/L	0.43	0.40%
Cd 228.802†	369.2	0.00821	mg/L	0.000157	0.01642	mg/L	0.000314	1.91%
Co 228.616†	7429.5	0.1192	mg/L	0.00079	0.2384	mg/L	0.00159	0.67%
Cr 267.716†	930.9	0.2247	mg/L	0.00298	0.4495	mg/L	0.00595	1.32%
Cu 324.752†	79660.9	0.3835	mg/L	0.00037	0.7669	mg/L	0.00074	0.10%
Fe 273.955†	310874.6	250.5	mg/L	0.24	501.0	mg/L	0.48	0.10%
K 766.490†	7504.8	5.498	mg/L	0.0563	11.00	mg/L	0.113	1.02%
Mg 279.077†	69304.4	55.15	mg/L	0.108	110.3	mg/L	0.22	0.20%
Mn 257.610†	112868.4	3.855	mg/L	0.0101	7.709	mg/L	0.0203	0.26%
Mo 202.031†	29.2	0.00722	mg/L	0.000865	0.01443	mg/L	0.001729	11.98%
Na 589.592†	4841.2	2.344	mg/L	0.0080	4.688	mg/L	0.0160	0.34%
Na 330.237†	480.0	-1.427	mg/L	0.4358	-2.855	mg/L	0.8716	30.53%
Ni 231.604†	232.4	0.1871	mg/L	0.00273	0.3742	mg/L	0.00545	1.46%
Pb 220.353†	46063.3	6.526	mg/L	0.0089	13.05	mg/L	0.018	0.14%
Sb 206.836†	-25.9	0.01921	mg/L	0.004001	0.03841	mg/L	0.008003	20.83%
Se 196.026†	-108.5	-0.03536	mg/L	0.011095	-0.07072	mg/L	0.022190	31.38%
Si 288.158†	2082.3	1.195	mg/L	0.0044	2.389	mg/L	0.0088	0.37%
Sn 189.927†	45.5	0.00363	mg/L	0.001303	0.00725	mg/L	0.002606	35.94%
Sr 421.552†	60533.5	0.1936	mg/L	0.00039	0.3871	mg/L	0.00078	0.20%
Ti 334.903†	171328.4	8.166	mg/L	0.0195	16.33	mg/L	0.039	0.24%
Tl 190.801†	-16.4	-0.02374	mg/L	0.003214	-0.04748	mg/L	0.006428	13.54%
V 292.402†	42311.0	0.3287	mg/L	0.00056	0.6573	mg/L	0.00111	0.17%
Zn 206.200†	48731.4	45.64	mg/L	0.062	91.28	mg/L	0.124	0.14%

Sequence No.: 18
Sample ID: LR67 Q SWC
Analyst: BLW
Initial Sample Wt:
Dilution: 2X

Autosampler Location: 39
Date Collected: 10/9/2007 4:29:46 PM
Data Type: Original
Initial Sample Vol:
Sample Prep Vol:

Nebulizer Parameters: LR67 Q SWC

Analyte	Back Pressure	Flow
All	157.0 kPa	0.50 L/min

Mean Data: LR67 Q SWC

Analyte	Mean Corrected Intensity	Calib Conc.	Calib Units	Calib Std.Dev.	Sample Conc.	Sample Units	Sample Std.Dev.	RSD
ScA 357.253	1867500.9	104.6	%	0.90				0.86%
ScR 361.383	159973.7	109.1	%	0.09				0.08%
Ag 328.068†	-196.3	0.00026	mg/L	0.000382	0.00052	mg/L	0.000764	147.30%
Al 308.215†	103924.0	61.94	mg/L	0.090	123.9	mg/L	0.18	0.15%
As 188.979†	55.8	0.02620	mg/L	0.004170	0.05240	mg/L	0.008340	15.92%
B 249.677†	359.5	0.1833	mg/L	0.00320	0.3667	mg/L	0.00641	1.75%
Ba 233.527†	1860.3	0.3225	mg/L	0.00063	0.6451	mg/L	0.00126	0.19%
Be 313.042†	234.9	0.00047	mg/L	0.000077	0.00094	mg/L	0.000153	16.31%
Ca 317.933†	522908.1	50.50	mg/L	0.186	101.0	mg/L	0.37	0.37%
Cd 228.802†	165.2	0.00363	mg/L	0.000156	0.00727	mg/L	0.000312	4.29%
Co 228.616†	1455.3	0.01879	mg/L	0.000309	0.03757	mg/L	0.000618	1.65%
Cr 267.716†	1004.3	0.2385	mg/L	0.00133	0.4770	mg/L	0.00267	0.56%
Cu 324.752†	29449.8	0.1369	mg/L	0.00146	0.2738	mg/L	0.00292	1.07%
Fe 273.955†	54212.0	43.68	mg/L	0.031	87.37	mg/L	0.062	0.07%
K 766.490†	3849.8	2.820	mg/L	0.0094	5.641	mg/L	0.0187	0.33%
Mg 279.077†	21517.2	17.13	mg/L	0.009	34.27	mg/L	0.017	0.05%
Mn 257.610†	29565.9	1.009	mg/L	0.0038	2.017	mg/L	0.0076	0.38%
Mo 202.031†	32.0	0.00649	mg/L	0.000776	0.01299	mg/L	0.001551	11.94%
Na 589.592†	4433.8	2.147	mg/L	0.0213	4.293	mg/L	0.0425	0.99%
Na 330.237†	97.2	1.478	mg/L	0.4769	2.957	mg/L	0.9537	32.25%
Ni 231.604†	61.3	0.04934	mg/L	0.001063	0.09867	mg/L	0.002126	2.15%
Pb 220.353†	5125.8	0.7412	mg/L	0.00648	1.482	mg/L	0.0130	0.87%
Sb 206.836†	-19.1	-0.00094	mg/L	0.000371	-0.00188	mg/L	0.000742	39.50%
Se 196.026†	-44.4	-0.01729	mg/L	0.002026	-0.03458	mg/L	0.004052	11.72%
Si 288.158†	2016.1	1.157	mg/L	0.0013	2.314	mg/L	0.0027	0.12%
Sn 189.927†	-11.2	-0.00300	mg/L	0.000692	-0.00600	mg/L	0.001385	23.07%
Sr 421.552†	57795.3	0.1869	mg/L	0.00065	0.3737	mg/L	0.00129	0.35%
Ti 334.903†	81704.8	3.894	mg/L	0.0043	7.788	mg/L	0.0086	0.11%
Tl 190.801†	0.1	-0.00616	mg/L	0.003838	-0.01233	mg/L	0.007677	62.28%
V 292.402†	15781.8	0.1268	mg/L	0.00151	0.2536	mg/L	0.00302	1.19%
Zn 206.200†	6742.1	6.316	mg/L	0.0278	12.63	mg/L	0.056	0.44%

Sequence No.: 19
Sample ID: LR67 S SWC
Analyst: BLW
Initial Sample Wt:
Dilution: 2X

Autosampler Location: 40
Date Collected: 10/9/2007 4:36:20 PM
Data Type: Original
Initial Sample Vol:
Sample Prep Vol:

Nebulizer Parameters: LR67 S SWC

Analyte	Back Pressure	Flow
All	157.0 kPa	0.50 L/min

Mean Data: LR67 S SWC

Analyte	Mean Corrected Intensity	Calib Conc.	Calib Units	Std.Dev.	Sample Conc.	Sample Units	Std.Dev.	RSD
ScA 357.253	1852232.3	103.8	%	0.99				0.95%
ScR 361.383	162207.6	110.6	%	0.33				0.30%
Ag 328.068†	-964.7	0.00003	mg/L	0.000231	0.00006	mg/L	0.000462	769.75%
Al 308.215†	212384.3	126.6	mg/L	0.20	253.2	mg/L	0.40	0.16%
As 188.979†	100.5	0.03905	mg/L	0.004567	0.07809	mg/L	0.009134	11.70%
B 249.677†	67.7	0.04837	mg/L	0.000742	0.09673	mg/L	0.001483	1.53%
Ba 233.527†	1333.9	0.2257	mg/L	0.00081	0.4513	mg/L	0.00161	0.36%
Be 313.042†	864.6	0.00184	mg/L	0.000049	0.00369	mg/L	0.000098	2.66%
Ca 317.933†	852698.4	82.34	mg/L	0.340	164.7	mg/L	0.68	0.41%
Cd 228.802†	64.3	0.00097	mg/L	0.000087	0.00195	mg/L	0.000174	8.91%
Co 228.616†	4630.1	0.06303	mg/L	0.001316	0.1261	mg/L	0.00263	2.09%
Cr 267.716†	991.4	0.2379	mg/L	0.00240	0.4758	mg/L	0.00481	1.01%
Cu 324.752†	33627.0	0.1670	mg/L	0.00073	0.3340	mg/L	0.00147	0.44%
Fe 273.955†	220857.5	178.0	mg/L	0.41	355.9	mg/L	0.83	0.23%
K 766.490†	8795.6	6.444	mg/L	0.0641	12.89	mg/L	0.128	0.99%
Mg 279.077†	90445.7	72.03	mg/L	0.195	144.1	mg/L	0.39	0.27%
Mn 257.610†	72220.8	2.463	mg/L	0.0059	4.926	mg/L	0.0118	0.24%
Mo 202.031†	16.4	0.00625	mg/L	0.000832	0.01250	mg/L	0.001663	13.31%
Na 589.592†	5584.1	2.703	mg/L	0.0080	5.407	mg/L	0.0160	0.30%
Na 330.237†	29.4	2.621	mg/L	0.2361	5.242	mg/L	0.4722	9.01%
Ni 231.604†	198.4	0.1597	mg/L	0.00358	0.3195	mg/L	0.00716	2.24%
Pb 220.353†	714.5	0.1269	mg/L	0.00141	0.2537	mg/L	0.00282	1.11%
Sb 206.836†	-44.4	0.00330	mg/L	0.002278	0.00660	mg/L	0.004557	69.08%
Se 196.026†	-108.0	-0.03818	mg/L	0.004229	-0.07636	mg/L	0.008458	11.08%
Si 288.158†	2870.9	1.647	mg/L	0.0169	3.294	mg/L	0.0339	1.03%
Sn 189.927†	-25.1	-0.01037	mg/L	0.000058	-0.02073	mg/L	0.000115	0.56%
Sr 421.552†	83393.4	0.2684	mg/L	0.00090	0.5367	mg/L	0.00181	0.34%
Ti 334.903†	221022.5	10.53	mg/L	0.022	21.07	mg/L	0.043	0.20%
Tl 190.801†	-6.8	-0.02048	mg/L	0.001246	-0.04096	mg/L	0.002492	6.09%
V 292.402†	55646.8	0.4436	mg/L	0.00231	0.8872	mg/L	0.00463	0.52%
Zn 206.200†	1161.0	1.090	mg/L	0.0037	2.179	mg/L	0.0073	0.34%

Sequence No.: 20
Sample ID: LR67 T SWC
Analyst: BLW
Initial Sample Wt:
Dilution: 2X

Autosampler Location: 41
Date Collected: 10/9/2007 4:42:43 PM
Data Type: Original
Initial Sample Vol:
Sample Prep Vol:

Nebulizer Parameters: LR67 T SWC

Analyte	Back Pressure	Flow
All	158.0 kPa	0.50 L/min

Mean Data: LR67 T SWC

Analyte	Mean Corrected Intensity	Calib Conc.	Calib Units	Calib Std.Dev.	Sample Conc.	Sample Units	Sample Std.Dev.	RSD
ScA 357.253	1858385.8	104.1	%	0.83				0.80%
ScR 361.383	162422.9	110.7	%	0.38				0.34%
Ag 328.068†	-1148.6	-0.00071	mg/L	0.000343	-0.00141	mg/L	0.000685	48.57%
Al 308.215†	218794.2	130.4	mg/L	0.17	260.8	mg/L	0.33	0.13%
As 188.979†	105.6	0.04378	mg/L	0.005705	0.08756	mg/L	0.011411	13.03%
B 249.677†	35.6	0.03332	mg/L	0.002720	0.06663	mg/L	0.005439	8.16%
Ba 233.527†	1673.2	0.2844	mg/L	0.00188	0.5687	mg/L	0.00376	0.66%
Be 313.042†	864.4	0.00184	mg/L	0.000017	0.00367	mg/L	0.000034	0.92%
Ca 317.933†	823760.4	79.55	mg/L	0.290	159.1	mg/L	0.58	0.36%
Cd 228.802†	28.6	0.00009	mg/L	0.000156	0.00018	mg/L	0.000312	169.67%
Co 228.616†	4485.5	0.06122	mg/L	0.000735	0.1224	mg/L	0.00147	1.20%
Cr 267.716†	1009.7	0.2424	mg/L	0.00142	0.4848	mg/L	0.00285	0.59%
Cu 324.752†	43922.0	0.2150	mg/L	0.00033	0.4300	mg/L	0.00065	0.15%
Fe 273.955†	235703.7	189.9	mg/L	0.16	379.8	mg/L	0.33	0.09%
K 766.490†	10287.3	7.537	mg/L	0.0343	15.07	mg/L	0.069	0.45%
Mg 279.077†	93325.5	74.32	mg/L	0.191	148.6	mg/L	0.38	0.26%
Mn 257.610†	78722.3	2.685	mg/L	0.0059	5.370	mg/L	0.0117	0.22%
Mo 202.031†	16.9	0.00661	mg/L	0.000155	0.01322	mg/L	0.000310	2.34%
Na 589.592†	5074.6	2.457	mg/L	0.0086	4.913	mg/L	0.0172	0.35%
Na 330.237†	10.6	2.075	mg/L	0.4293	4.151	mg/L	0.8587	20.69%
Ni 231.604†	196.6	0.1583	mg/L	0.00346	0.3166	mg/L	0.00692	2.18%
Pb 220.353†	-7.8	0.02491	mg/L	0.001016	0.04982	mg/L	0.002031	4.08%
Sb 206.836†	-41.4	0.00316	mg/L	0.003027	0.00633	mg/L	0.006053	95.68%
Se 196.026†	-102.6	-0.03105	mg/L	0.010424	-0.06210	mg/L	0.020848	33.57%
Si 288.158†	1715.9	0.9846	mg/L	0.00707	1.969	mg/L	0.0141	0.72%
Sn 189.927†	-23.8	-0.01088	mg/L	0.000332	-0.02176	mg/L	0.000665	3.05%
Sr 421.552†	83402.9	0.2683	mg/L	0.00078	0.5365	mg/L	0.00157	0.29%
Ti 334.903†	209315.3	9.976	mg/L	0.0308	19.95	mg/L	0.062	0.31%
Tl 190.801†	-7.6	-0.02045	mg/L	0.002291	-0.04090	mg/L	0.004582	11.20%
V 292.402†	56457.3	0.4500	mg/L	0.00068	0.8999	mg/L	0.00135	0.15%
Zn 206.200†	463.5	0.4362	mg/L	0.00105	0.8724	mg/L	0.00209	0.24%

Sequence No.: 21
Sample ID: LR67 U SWC
Analyst: BLW
Initial Sample Wt:
Dilution: 2X

Autosampler Location: 42
Date Collected: 10/9/2007 4:49:06 PM
Data Type: Original
Initial Sample Vol:
Sample Prep Vol:

Nebulizer Parameters: LR67 U SWC

Analyte	Back Pressure	Flow
All	158.0 kPa	0.50 L/min

Mean Data: LR67 U SWC

Analyte	Mean Corrected Intensity	Calib Conc.	Calib Units	Calib Std.Dev.	Sample Conc.	Sample Units	Sample Std.Dev.	RSD
ScA 357.253	1841771.4	103.2	%	0.45				0.43%
ScR 361.383	161349.0	110.0	%	0.06				0.06%
Ag 328.068†	-1112.5	-0.00015	mg/L	0.000385	-0.00030	mg/L	0.000771	260.09%
Al 308.215†	220699.0	131.5	mg/L	0.38	263.1	mg/L	0.77	0.29%
As 188.979†	112.1	0.04873	mg/L	0.004922	0.09746	mg/L	0.009844	10.10%
B 249.677†	28.2	0.03040	mg/L	0.000488	0.06080	mg/L	0.000976	1.60%
Ba 233.527†	1540.7	0.2609	mg/L	0.00145	0.5218	mg/L	0.00289	0.55%
Be 313.042†	894.8	0.00189	mg/L	0.000026	0.00378	mg/L	0.000053	1.40%
Ca 317.933†	820559.7	79.24	mg/L	0.311	158.5	mg/L	0.62	0.39%
Cd 228.802†	36.1	0.00024	mg/L	0.000042	0.00048	mg/L	0.000084	17.53%
Co 228.616†	4683.4	0.06435	mg/L	0.000225	0.1287	mg/L	0.00045	0.35%
Cr 267.716†	1185.4	0.2842	mg/L	0.00183	0.5685	mg/L	0.00366	0.64%
Cu 324.752†	61105.7	0.2939	mg/L	0.00039	0.5877	mg/L	0.00078	0.13%
Fe 273.955†	248061.2	199.9	mg/L	0.77	399.8	mg/L	1.54	0.38%
K 766.490†	11186.5	8.195	mg/L	0.0260	16.39	mg/L	0.052	0.32%
Mg 279.077†	95076.5	75.71	mg/L	0.253	151.4	mg/L	0.51	0.33%
Mn 257.610†	79972.0	2.728	mg/L	0.0071	5.455	mg/L	0.0143	0.26%
Mo 202.031†	21.7	0.00742	mg/L	0.000376	0.01484	mg/L	0.000752	5.07%
Na 589.592†	4990.7	2.416	mg/L	0.0090	4.832	mg/L	0.0180	0.37%
Na 330.237†	25.3	2.713	mg/L	0.4378	5.426	mg/L	0.8755	16.14%
Ni 231.604†	221.3	0.1782	mg/L	0.00736	0.3564	mg/L	0.01471	4.13%
Pb 220.353†	907.9	0.1541	mg/L	0.00150	0.3082	mg/L	0.00300	0.97%
Sb 206.836†	-35.9	0.00575	mg/L	0.003706	0.01150	mg/L	0.007412	64.44%
Se 196.026†	-115.8	-0.04100	mg/L	0.004801	-0.08200	mg/L	0.009602	11.71%
Si 288.158†	1868.3	1.072	mg/L	0.0079	2.144	mg/L	0.0158	0.74%
Sn 189.927†	-21.1	-0.01059	mg/L	0.000528	-0.02117	mg/L	0.001055	4.98%
Sr 421.552†	90043.1	0.2897	mg/L	0.00100	0.5794	mg/L	0.00200	0.35%
Ti 334.903†	213889.3	10.19	mg/L	0.037	20.39	mg/L	0.075	0.37%
Tl 190.801†	-15.3	-0.02457	mg/L	0.001471	-0.04915	mg/L	0.002941	5.98%
V 292.402†	59264.5	0.4727	mg/L	0.00073	0.9455	mg/L	0.00146	0.15%
Zn 206.200†	583.9	0.5490	mg/L	0.00340	1.098	mg/L	0.0068	0.62%

Sequence No.: 22
Sample ID: LR67 V SWC
Analyst: BLW
Initial Sample Wt:
Dilution: 2X

Autosampler Location: 43
Date Collected: 10/9/2007 4:55:29 PM
Data Type: Original
Initial Sample Vol:
Sample Prep Vol:

Nebulizer Parameters: LR67 V SWC

Analyte	Back Pressure	Flow
All	158.0 kPa	0.50 L/min

Mean Data: LR67 V SWC

Analyte	Mean Corrected Intensity	Calib Conc.	Calib Units	Calib Std.Dev.	Sample Conc.	Sample Units	Sample Std.Dev.	RSD
ScA 357.253	1833380.4	102.7	%	0.13				0.12%
ScR 361.383	161276.9	110.0	%	0.37				0.34%
Ag 328.068†	-1019.8	0.00001	mg/L	0.000262	0.00001	mg/L	0.000524	>999.9%
Al 308.215†	200694.0	119.6	mg/L	0.21	239.2	mg/L	0.41	0.17%
As 188.979†	108.2	0.04912	mg/L	0.005488	0.09823	mg/L	0.010975	11.17%
B 249.677†	21.0	0.02575	mg/L	0.001945	0.05150	mg/L	0.003889	7.55%
Ba 233.527†	1213.8	0.2044	mg/L	0.00163	0.4087	mg/L	0.00326	0.80%
Be 313.042†	744.3	0.00135	mg/L	0.000048	0.00271	mg/L	0.000095	3.51%
Ca 317.933†	696005.3	67.21	mg/L	0.083	134.4	mg/L	0.17	0.12%
Cd 228.802†	62.4	0.00088	mg/L	0.000159	0.00176	mg/L	0.000317	17.98%
Co 228.616†	4470.2	0.06154	mg/L	0.000472	0.1231	mg/L	0.00094	0.77%
Cr 267.716†	1054.8	0.2531	mg/L	0.00186	0.5061	mg/L	0.00371	0.73%
Cu 324.752†	36348.3	0.1804	mg/L	0.00040	0.3609	mg/L	0.00080	0.22%
Fe 273.955†	232528.0	187.4	mg/L	0.50	374.7	mg/L	0.99	0.26%
K 766.490†	7372.9	5.401	mg/L	0.0157	10.80	mg/L	0.031	0.29%
Mg 279.077†	95503.7	76.05	mg/L	0.092	152.1	mg/L	0.18	0.12%
Mn 257.610†	78084.2	2.663	mg/L	0.0149	5.326	mg/L	0.0298	0.56%
Mo 202.031†	15.7	0.00628	mg/L	0.000955	0.01256	mg/L	0.001910	15.21%
Na 589.592†	4661.0	2.257	mg/L	0.0241	4.513	mg/L	0.0482	1.07%
Na 330.237†	19.2	2.195	mg/L	0.2110	4.390	mg/L	0.4220	9.61%
Ni 231.604†	189.7	0.1527	mg/L	0.00454	0.3055	mg/L	0.00908	2.97%
Pb 220.353†	278.4	0.06236	mg/L	0.000656	0.1247	mg/L	0.00131	1.05%
Sb 206.836†	-35.0	0.00561	mg/L	0.002806	0.01123	mg/L	0.005611	49.97%
Se 196.026†	-104.5	-0.03621	mg/L	0.004198	-0.07243	mg/L	0.008395	11.59%
Si 288.158†	2371.8	1.361	mg/L	0.0025	2.722	mg/L	0.0050	0.18%
Sn 189.927†	-21.9	-0.01038	mg/L	0.001336	-0.02077	mg/L	0.002672	12.87%
Sr 421.552†	67712.5	0.2174	mg/L	0.00086	0.4348	mg/L	0.00173	0.40%
Ti 334.903†	203632.8	9.705	mg/L	0.0100	19.41	mg/L	0.020	0.10%
Tl 190.801†	-12.8	-0.02272	mg/L	0.004335	-0.04545	mg/L	0.008669	19.07%
V 292.402†	59497.2	0.4758	mg/L	0.00205	0.9517	mg/L	0.00409	0.43%
Zn 206.200†	978.3	0.9180	mg/L	0.00381	1.836	mg/L	0.0076	0.42%

Sequence No.: 23
Sample ID: CV
Analyst: BLW
Initial Sample Wt:
Dilution: 1X

Autosampler Location: 7
Date Collected: 10/9/2007 5:01:55 PM
Data Type: Original
Initial Sample Vol:
Sample Prep Vol:

Nebulizer Parameters: CV

Analyte	Back Pressure	Flow
All	158.0 kPa	0.50 L/min

Mean Data: CV

Analyte	Mean Corrected Intensity	Calib Conc.	Calib Units	Std.Dev.	Sample Conc.	Sample Units	Std.Dev.	RSD
ScA 357.253	1768830.1	99.12	%	0.384				0.39%
ScR 361.383	153822.4	104.9	%	0.67				0.64%
Ag 328.068†	162292.5	1.001	mg/L	0.0038	1.001	mg/L	0.0038	0.38%
Al 308.215†	3278.3	1.915	mg/L	0.0175	1.915	mg/L	0.0175	0.91%
As 188.979†	2399.1	2.024	mg/L	0.0104	2.024	mg/L	0.0104	0.51%
B 249.677†	1905.5	0.9517	mg/L	0.00417	0.9517	mg/L	0.00417	0.44%
Ba 233.527†	5485.9	0.9561	mg/L	0.00796	0.9561	mg/L	0.00796	0.83%
Be 313.042†	277042.8	0.9896	mg/L	0.00322	0.9896	mg/L	0.00322	0.33%
Ca 317.933†	21222.9	2.049	mg/L	0.0064	2.049	mg/L	0.0064	0.31%
Cd 228.802†	42038.2	0.9903	mg/L	0.00747	0.9903	mg/L	0.00747	0.75%
Co 228.616†	51473.7	0.9658	mg/L	0.00712	0.9658	mg/L	0.00712	0.74%
Cr 267.716†	4041.6	0.9572	mg/L	0.00724	0.9572	mg/L	0.00724	0.76%
Cu 324.752†	229933.7	1.043	mg/L	0.0044	1.043	mg/L	0.0044	0.42%
Fe 273.955†	2459.8	1.979	mg/L	0.0127	1.979	mg/L	0.0127	0.64%
K 766.490†	27120.5	19.87	mg/L	0.051	19.87	mg/L	0.051	0.26%
Mg 279.077†	2532.3	2.022	mg/L	0.0136	2.022	mg/L	0.0136	0.67%
Mn 257.610†	28535.1	0.9748	mg/L	0.00029	0.9748	mg/L	0.00029	0.03%
Mo 202.031†	6056.6	0.9543	mg/L	0.00454	0.9543	mg/L	0.00454	0.48%
Na 589.592†	100615.8	48.71	mg/L	0.293	48.71	mg/L	0.293	0.60%
Na 330.237†	1152.4	49.57	mg/L	0.518	49.57	mg/L	0.518	1.05%
Ni 231.604†	1209.8	0.9760	mg/L	0.00950	0.9760	mg/L	0.00950	0.97%
Pb 220.353†	14262.4	2.019	mg/L	0.0100	2.019	mg/L	0.0100	0.50%
Sb 206.836†	4243.9	1.995	mg/L	0.0064	1.995	mg/L	0.0064	0.32%
Se 196.026†	2196.3	1.946	mg/L	0.0035	1.946	mg/L	0.0035	0.18%
Si 288.158†	3503.7	2.013	mg/L	0.0216	2.013	mg/L	0.0216	1.07%
Sn 189.927†	3039.1	0.9083	mg/L	0.00320	0.9083	mg/L	0.00320	0.35%
Sr 421.552†	293614.6	0.9519	mg/L	0.00458	0.9519	mg/L	0.00458	0.48%
Ti 334.903†	20511.3	0.9766	mg/L	0.00362	0.9766	mg/L	0.00362	0.37%
Tl 190.801†	4124.0	1.947	mg/L	0.0022	1.947	mg/L	0.0022	0.12%
V 292.402†	116662.9	0.9851	mg/L	0.00449	0.9851	mg/L	0.00449	0.46%
Zn 206.200†	1090.3	1.021	mg/L	0.0038	1.021	mg/L	0.0038	0.37%

Sequence No.: 24
Sample ID: CB
Analyst: BLW
Initial Sample Wt:
Dilution: 1X

Autosampler Location: 1
Date Collected: 10/9/2007 5:08:33 PM
Data Type: Original
Initial Sample Vol:
Sample Prep Vol:

Nebulizer Parameters: CB

Analyte	Back Pressure	Flow
All	158.0 kPa	0.50 L/min

Mean Data: CB

Analyte	Mean Corrected Intensity	Calib Conc.	Calib Units	Calib Std.Dev.	Sample Conc.	Sample Units	Sample Std.Dev.	RSD
ScA 357.253	1798896.1	100.8	%	0.35				0.35%
ScR 361.383	154162.0	105.1	%	0.68				0.65%
Ag 328.068†	184.9	0.00114	mg/L	0.000063	0.00114	mg/L	0.000063	5.52%
Al 308.215†	2.5	0.00144	mg/L	0.008330	0.00144	mg/L	0.008330	577.69%
As 188.979†	5.5	0.00469	mg/L	0.002092	0.00469	mg/L	0.002092	44.60%
B 249.677†	18.8	0.00939	mg/L	0.002185	0.00939	mg/L	0.002185	23.26%
Ba 233.527†	0.4	0.00007	mg/L	0.000098	0.00007	mg/L	0.000098	132.60%
Be 313.042†	55.5	0.00020	mg/L	0.000062	0.00020	mg/L	0.000062	31.26%
Ca 317.933†	35.4	0.00342	mg/L	0.002089	0.00342	mg/L	0.002089	61.10%
Cd 228.802†	9.6	0.00020	mg/L	0.000131	0.00020	mg/L	0.000131	65.54%
Co 228.616†	12.9	0.00025	mg/L	0.000126	0.00025	mg/L	0.000126	51.30%
Cr 267.716†	1.6	0.00039	mg/L	0.001570	0.00039	mg/L	0.001570	404.57%
Cu 324.752†	165.3	0.00075	mg/L	0.000122	0.00075	mg/L	0.000122	16.23%
Fe 273.955†	-3.3	-0.00268	mg/L	0.000613	-0.00268	mg/L	0.000613	22.90%
K 766.490†	27.0	0.01979	mg/L	0.044705	0.01979	mg/L	0.044705	225.93%
Mg 279.077†	15.9	0.01264	mg/L	0.003205	0.01264	mg/L	0.003205	25.35%
Mn 257.610†	4.1	0.00014	mg/L	0.000106	0.00014	mg/L	0.000106	74.51%
Mo 202.031†	6.7	0.00106	mg/L	0.000632	0.00106	mg/L	0.000632	59.51%
Na 589.592†	53.4	0.02583	mg/L	0.005397	0.02583	mg/L	0.005397	20.90%
Na 330.237†	-12.7	-0.5520	mg/L	0.23401	-0.5520	mg/L	0.23401	42.40%
Ni 231.604†	1.2	0.00097	mg/L	0.000418	0.00097	mg/L	0.000418	43.12%
Pb 220.353†	14.0	0.00198	mg/L	0.001439	0.00198	mg/L	0.001439	72.86%
Sb 206.836†	-2.8	-0.00131	mg/L	0.001934	-0.00131	mg/L	0.001934	147.41%
Se 196.026†	-2.1	-0.00183	mg/L	0.001540	-0.00183	mg/L	0.001540	84.03%
Si 288.158†	8.5	0.00490	mg/L	0.012399	0.00490	mg/L	0.012399	253.08%
Sn 189.927†	7.3	0.00219	mg/L	0.000399	0.00219	mg/L	0.000399	18.25%
Sr 421.552†	-155.7	-0.00050	mg/L	0.000157	-0.00050	mg/L	0.000157	31.10%
Ti 334.903†	-28.1	-0.00134	mg/L	0.001493	-0.00134	mg/L	0.001493	111.61%
Tl 190.801†	11.9	0.00567	mg/L	0.000914	0.00567	mg/L	0.000914	16.13%
V 292.402†	13.3	0.00012	mg/L	0.000240	0.00012	mg/L	0.000240	198.41%
Zn 206.200†	5.8	0.00544	mg/L	0.000741	0.00544	mg/L	0.000741	13.62%

Sequence No.: 25
Sample ID: LR71 MB SWC
Analyst: BLW
Initial Sample Wt:
Dilution: 2X

Autosampler Location: 44
Date Collected: 10/9/2007 5:15:07 PM
Data Type: Original
Initial Sample Vol:
Sample Prep Vol:

Nebulizer Parameters: LR71 MB SWC

Analyte	Back Pressure	Flow
All	157.0 kPa	0.50 L/min

Mean Data: LR71 MB SWC

Analyte	Mean Corrected Intensity	Calib Conc.	Calib Units	Calib Std.Dev.	Sample Conc.	Sample Units	Sample Std.Dev.	RSD
ScA 357.253	1821805.9	102.1	%	0.64				0.63%
ScR 361.383	153892.1	104.9	%	0.45				0.42%
Ag 328.068†	14.4	0.00009	mg/L	0.000177	0.00018	mg/L	0.000355	199.72%
Al 308.215†	7.3	0.00432	mg/L	0.005877	0.00864	mg/L	0.011754	135.98%
As 188.979†	2.9	0.00243	mg/L	0.003268	0.00486	mg/L	0.006536	134.60%
B 249.677†	8.1	0.00407	mg/L	0.003225	0.00815	mg/L	0.006449	79.18%
Ba 233.527†	13.1	0.00227	mg/L	0.000095	0.00455	mg/L	0.000190	4.18%
Be 313.042†	42.0	0.00015	mg/L	0.000075	0.00030	mg/L	0.000150	49.96%
Ca 317.933†	142.9	0.01380	mg/L	0.003148	0.02761	mg/L	0.006297	22.81%
Cd 228.802†	7.2	0.00016	mg/L	0.000125	0.00031	mg/L	0.000251	79.74%
Co 228.616†	-0.2	-0.00001	mg/L	0.000165	-0.00001	mg/L	0.000330	>999.9%
Cr 267.716†	-1.1	-0.00027	mg/L	0.001054	-0.00054	mg/L	0.002108	387.97%
Cu 324.752†	130.2	0.00059	mg/L	0.000206	0.00118	mg/L	0.000412	34.89%
Fe 273.955†	2.2	0.00181	mg/L	0.001817	0.00363	mg/L	0.003635	100.25%
K 766.490†	43.1	0.03160	mg/L	0.016143	0.06319	mg/L	0.032286	51.09%
Mg 279.077†	18.1	0.01442	mg/L	0.010540	0.02885	mg/L	0.021081	73.08%
Mn 257.610†	2.6	0.00009	mg/L	0.000192	0.00018	mg/L	0.000383	216.72%
Mo 202.031†	1.6	0.00026	mg/L	0.000553	0.00052	mg/L	0.001105	214.38%
Na 589.592†	35.8	0.01733	mg/L	0.004985	0.03466	mg/L	0.009970	28.77%
Na 330.237†	-13.9	-0.6078	mg/L	0.25527	-1.216	mg/L	0.5105	42.00%
Ni 231.604†	0.4	0.00029	mg/L	0.003012	0.00058	mg/L	0.006024	>999.9%
Pb 220.353†	-2.9	-0.00041	mg/L	0.000759	-0.00083	mg/L	0.001518	183.90%
Sb 206.836†	-6.6	-0.00306	mg/L	0.002567	-0.00613	mg/L	0.005133	83.75%
Se 196.026†	1.3	0.00112	mg/L	0.004840	0.00224	mg/L	0.009679	432.83%
Si 288.158†	4.8	0.00276	mg/L	0.008744	0.00552	mg/L	0.017488	316.65%
Sn 189.927†	5.0	0.00149	mg/L	0.000555	0.00299	mg/L	0.001110	37.16%
Sr 421.552†	-105.3	-0.00034	mg/L	0.000141	-0.00068	mg/L	0.000283	41.40%
Ti 334.903†	29.6	0.00141	mg/L	0.000404	0.00282	mg/L	0.000809	28.68%
Tl 190.801†	6.3	0.00301	mg/L	0.001121	0.00602	mg/L	0.002242	37.23%
V 292.402†	6.4	0.00005	mg/L	0.000265	0.00010	mg/L	0.000529	509.27%
Zn 206.200†	9.1	0.00849	mg/L	0.001099	0.01697	mg/L	0.002199	12.95%

Sequence No.: 26
Sample ID: LR67 W SWC
Analyst: BLW
Initial Sample Wt:
Dilution: 2X

Autosampler Location: 45
Date Collected: 10/9/2007 5:21:40 PM
Data Type: Original
Initial Sample Vol:
Sample Prep Vol:

Nebulizer Parameters: LR67 W SWC

Analyte	Back Pressure	Flow
All	158.0 kPa	0.50 L/min

Mean Data: LR67 W SWC

Analyte	Mean Corrected Intensity	Calib Conc.	Calib Units	Std.Dev.	Sample Conc.	Sample Units	Std.Dev.	RSD
ScA 357.253	1828761.4	102.5	%	0.37				0.36%
ScR 361.383	158216.1	107.9	%	0.57				0.53%
Ag 328.068†	-926.9	-0.00039	mg/L	0.000367	-0.00078	mg/L	0.000735	94.69%
Al 308.215†	186662.7	111.3	mg/L	0.35	222.5	mg/L	0.70	0.31%
As 188.979†	104.8	0.04395	mg/L	0.001521	0.08789	mg/L	0.003041	3.46%
B 249.677†	25.1	0.02546	mg/L	0.002535	0.05092	mg/L	0.005070	9.96%
Ba 233.527†	2058.6	0.3527	mg/L	0.00274	0.7055	mg/L	0.00547	0.78%
Be 313.042†	746.6	0.00162	mg/L	0.000055	0.00323	mg/L	0.000110	3.40%
Ca 317.933†	1867196.1	180.3	mg/L	0.67	360.6	mg/L	1.34	0.37%
Cd 228.802†	39.1	0.00035	mg/L	0.000044	0.00070	mg/L	0.000087	12.51%
Co 228.616†	4203.4	0.06086	mg/L	0.000783	0.1217	mg/L	0.00157	1.29%
Cr 267.716†	820.9	0.1971	mg/L	0.00231	0.3941	mg/L	0.00462	1.17%
Cu 324.752†	44408.1	0.2147	mg/L	0.00053	0.4294	mg/L	0.00106	0.25%
Fe 273.955†	196883.3	158.6	mg/L	0.47	317.3	mg/L	0.94	0.29%
K 766.490†	10194.3	7.468	mg/L	0.0418	14.94	mg/L	0.084	0.56%
Mg 279.077†	87851.1	69.97	mg/L	0.576	139.9	mg/L	1.15	0.82%
Mn 257.610†	77551.9	2.645	mg/L	0.0095	5.290	mg/L	0.0190	0.36%
Mo 202.031†	52.0	0.00792	mg/L	0.001851	0.01585	mg/L	0.003703	23.37%
Na 589.592†	6561.5	3.177	mg/L	0.0265	6.353	mg/L	0.0529	0.83%
Na 330.237†	59.6	3.324	mg/L	0.1341	6.648	mg/L	0.2681	4.03%
Ni 231.604†	172.1	0.1385	mg/L	0.00160	0.2771	mg/L	0.00320	1.15%
Pb 220.353†	277.0	0.06159	mg/L	0.001196	0.1232	mg/L	0.00239	1.94%
Sb 206.836†	-29.9	0.00354	mg/L	0.000837	0.00707	mg/L	0.001673	23.67%
Se 196.026†	-115.1	-0.03940	mg/L	0.010018	-0.07879	mg/L	0.020037	25.43%
Si 288.158†	10989.8	6.305	mg/L	0.1514	12.61	mg/L	0.303	2.40%
Sn 189.927†	-41.5	-0.01268	mg/L	0.001490	-0.02536	mg/L	0.002980	11.75%
Sr 421.552†	135332.0	0.4369	mg/L	0.00258	0.8739	mg/L	0.00515	0.59%
Ti 334.903†	162629.8	7.751	mg/L	0.0186	15.50	mg/L	0.037	0.24%
Tl 190.801†	-11.2	-0.01920	mg/L	0.003829	-0.03840	mg/L	0.007658	19.94%
V 292.402†	48101.7	0.3843	mg/L	0.00114	0.7685	mg/L	0.00228	0.30%
Zn 206.200†	363.1	0.3451	mg/L	0.00309	0.6902	mg/L	0.00618	0.90%

Sequence No.: 27
Sample ID: LR67 X SWC
Analyst: BLW
Initial Sample Wt:
Dilution: 2X

Autosampler Location: 46
Date Collected: 10/9/2007 5:28:20 PM
Data Type: Original
Initial Sample Vol:
Sample Prep Vol:

Nebulizer Parameters: LR67 X SWC

Analyte	Back Pressure	Flow
All	157.0 kPa	0.50 L/min

Mean Data: LR67 X SWC

Analyte	Mean Corrected Intensity	Calib Conc.	Calib Units	Calib Std.Dev.	Sample Conc.	Sample Units	Sample Std.Dev.	RSD
ScA 357.253	1843605.1	103.3	%	0.32				0.31%
ScR 361.383	160848.4	109.7	%	0.33				0.30%
Ag 328.068†	-816.4	-0.00044	mg/L	0.000351	-0.00088	mg/L	0.000701	79.89%
Al 308.215†	155105.2	92.44	mg/L	0.234	184.9	mg/L	0.47	0.25%
As 188.979†	93.4	0.04254	mg/L	0.003551	0.08507	mg/L	0.007103	8.35%
B 249.677†	15.3	0.01880	mg/L	0.004293	0.03761	mg/L	0.008586	22.83%
Ba 233.527†	1364.3	0.2326	mg/L	0.00065	0.4651	mg/L	0.00131	0.28%
Be 313.042†	635.6	0.00139	mg/L	0.000087	0.00278	mg/L	0.000174	6.26%
Ca 317.933†	1135500.7	109.7	mg/L	0.39	219.3	mg/L	0.78	0.36%
Cd 228.802†	38.7	0.00040	mg/L	0.000068	0.00081	mg/L	0.000135	16.76%
Co 228.616†	3434.5	0.04721	mg/L	0.000375	0.09443	mg/L	0.000750	0.79%
Cr 267.716†	639.9	0.1539	mg/L	0.00104	0.3077	mg/L	0.00208	0.68%
Cu 324.752†	33565.4	0.1635	mg/L	0.00018	0.3270	mg/L	0.00036	0.11%
Fe 273.955†	169889.6	136.9	mg/L	0.41	273.8	mg/L	0.82	0.30%
K 766.490†	7737.6	5.669	mg/L	0.0459	11.34	mg/L	0.092	0.81%
Mg 279.077†	71866.4	57.23	mg/L	0.530	114.5	mg/L	1.06	0.93%
Mn 257.610†	63853.6	2.178	mg/L	0.0247	4.356	mg/L	0.0494	1.13%
Mo 202.031†	50.4	0.00902	mg/L	0.000046	0.01805	mg/L	0.000091	0.50%
Na 589.592†	4854.3	2.350	mg/L	0.0095	4.700	mg/L	0.0191	0.41%
Na 330.237†	19.4	1.849	mg/L	0.5066	3.699	mg/L	1.0132	27.39%
Ni 231.604†	139.4	0.1122	mg/L	0.00198	0.2244	mg/L	0.00395	1.76%
Pb 220.353†	240.3	0.05224	mg/L	0.001600	0.1045	mg/L	0.00320	3.06%
Sb 206.836†	-24.8	0.00573	mg/L	0.002688	0.01146	mg/L	0.005375	46.89%
Se 196.026†	-85.5	-0.02722	mg/L	0.004192	-0.05443	mg/L	0.008383	15.40%
Si 288.158†	4018.1	2.305	mg/L	0.0642	4.611	mg/L	0.1284	2.79%
Sn 189.927†	-33.3	-0.01116	mg/L	0.001648	-0.02232	mg/L	0.003296	14.77%
Sr 421.552†	99728.6	0.3218	mg/L	0.00064	0.6436	mg/L	0.00129	0.20%
Ti 334.903†	158214.6	7.541	mg/L	0.0384	15.08	mg/L	0.077	0.51%
Tl 190.801†	-9.0	-0.01706	mg/L	0.002845	-0.03412	mg/L	0.005690	16.67%
V 292.402†	39152.5	0.3111	mg/L	0.00039	0.6221	mg/L	0.00078	0.12%
Zn 206.200†	311.0	0.2943	mg/L	0.00285	0.5886	mg/L	0.00570	0.97%

Sequence No.: 28
Sample ID: LR71 B SWC
Analyst: BLW
Initial Sample Wt:
Dilution: 2X

Autosampler Location: 47
Date Collected: 10/9/2007 5:34:57 PM
Data Type: Original
Initial Sample Vol:
Sample Prep Vol:

Nebulizer Parameters: LR71 B SWC

Analyte	Back Pressure	Flow
All	157.0 kPa	0.50 L/min

Mean Data: LR71 B SWC

Analyte	Mean Corrected Intensity	Calib Conc.	Calib Units	Std.Dev.	Sample Conc.	Sample Units	Std.Dev.	RSD
ScA 357.253	1817610.7	101.9	%	0.28				0.28%
ScR 361.383	160369.8	109.3	%	0.29				0.26%
Ag 328.068†	-285.1	0.00066	mg/L	0.000445	0.00133	mg/L	0.000890	67.07%
Al 308.215†	74896.4	44.64	mg/L	0.135	89.27	mg/L	0.270	0.30%
As 188.979†	77.2	0.03460	mg/L	0.007524	0.06920	mg/L	0.015048	21.75%
B 249.677†	250.0	0.1310	mg/L	0.00490	0.2621	mg/L	0.00981	3.74%
Ba 233.527†	870.6	0.1490	mg/L	0.00072	0.2980	mg/L	0.00143	0.48%
Be 313.042†	216.2	0.00036	mg/L	0.000070	0.00072	mg/L	0.000140	19.36%
Ca 317.933†	2798098.2	270.2	mg/L	0.97	540.4	mg/L	1.94	0.36%
Cd 228.802†	218.0	0.00478	mg/L	0.000076	0.00957	mg/L	0.000152	1.59%
Co 228.616†	1382.9	0.01849	mg/L	0.000140	0.03697	mg/L	0.000280	0.76%
Cr 267.716†	456.4	0.1094	mg/L	0.00134	0.2187	mg/L	0.00269	1.23%
Cu 324.752†	180794.7	0.8265	mg/L	0.00144	1.653	mg/L	0.0029	0.17%
Fe 273.955†	89591.7	72.19	mg/L	0.429	144.4	mg/L	0.86	0.59%
K 766.490†	12340.9	9.041	mg/L	0.0433	18.08	mg/L	0.087	0.48%
Mg 279.077†	38467.0	30.63	mg/L	0.225	61.27	mg/L	0.451	0.74%
Mn 257.610†	25484.1	0.8691	mg/L	0.00656	1.738	mg/L	0.0131	0.75%
Mo 202.031†	219.0	0.02800	mg/L	0.000628	0.05599	mg/L	0.001256	2.24%
Na 589.592†	116683.0	56.49	mg/L	0.191	113.0	mg/L	0.38	0.34%
Na 330.237†	1331.0	56.99	mg/L	0.728	114.0	mg/L	1.46	1.28%
Ni 231.604†	108.7	0.08753	mg/L	0.003625	0.1751	mg/L	0.00725	4.14%
Pb 220.353†	1205.9	0.1783	mg/L	0.00188	0.3567	mg/L	0.00377	1.06%
Sb 206.836†	-18.3	-0.00182	mg/L	0.002737	-0.00364	mg/L	0.005474	150.44%
Se 196.026†	-69.0	-0.01332	mg/L	0.003936	-0.02665	mg/L	0.007872	29.54%
Si 288.158†	5362.5	3.077	mg/L	0.0228	6.153	mg/L	0.0456	0.74%
Sn 189.927†	-4.0	0.00277	mg/L	0.000737	0.00555	mg/L	0.001473	26.56%
Sr 421.552†	748433.1	2.426	mg/L	0.0107	4.852	mg/L	0.0214	0.44%
Ti 334.903†	66418.1	3.165	mg/L	0.0069	6.331	mg/L	0.0138	0.22%
Tl 190.801†	-2.3	-0.00645	mg/L	0.001719	-0.01290	mg/L	0.003439	26.65%
V 292.402†	18642.9	0.1483	mg/L	0.00116	0.2967	mg/L	0.00233	0.78%
Zn 206.200†	365.7	0.3501	mg/L	0.00289	0.7002	mg/L	0.00578	0.83%

Sequence No.: 29
Sample ID: LR71 C SWC
Analyst: BLW
Initial Sample Wt:
Dilution: 2X

Autosampler Location: 48
Date Collected: 10/9/2007 5:41:38 PM
Data Type: Original
Initial Sample Vol:
Sample Prep Vol:

Nebulizer Parameters: LR71 C SWC

Analyte	Back Pressure	Flow
All	157.0 kPa	0.50 L/min

Mean Data: LR71 C SWC

Analyte	Mean Corrected Intensity	Calib Conc.	Calib Units	Calib Std.Dev.	Sample Conc.	Sample Units	Sample Std.Dev.	RSD
ScA 357.253	1850660.5	103.7	%	0.13				0.13%
ScR 361.383	161849.2	110.4	%	0.83				0.76%
Ag 328.068†	-263.7	0.00084	mg/L	0.000180	0.00168	mg/L	0.000360	21.45%
Al 308.215†	65191.2	38.85	mg/L	0.346	77.71	mg/L	0.693	0.89%
As 188.979†	67.1	0.03972	mg/L	0.007327	0.07944	mg/L	0.014654	18.45%
B 249.677†	152.0	0.08211	mg/L	0.001760	0.1642	mg/L	0.00352	2.14%
Ba 233.527†	915.7	0.1568	mg/L	0.00128	0.3136	mg/L	0.00255	0.81%
Be 313.042†	209.1	0.00040	mg/L	0.000104	0.00079	mg/L	0.000208	26.17%
Ca 317.933†	787976.5	76.09	mg/L	0.044	152.2	mg/L	0.09	0.06%
Cd 228.802†	126.2	0.00265	mg/L	0.000158	0.00529	mg/L	0.000317	5.99%
Co 228.616†	1296.2	0.01708	mg/L	0.001362	0.03416	mg/L	0.002724	7.97%
Cr 267.716†	349.5	0.08409	mg/L	0.001557	0.1682	mg/L	0.00311	1.85%
Cu 324.752†	87996.8	0.4056	mg/L	0.00233	0.8112	mg/L	0.00466	0.57%
Fe 273.955†	91345.1	73.60	mg/L	0.702	147.2	mg/L	1.40	0.95%
K 766.490†	8234.1	6.032	mg/L	0.0661	12.06	mg/L	0.132	1.10%
Mg 279.077†	30071.2	23.94	mg/L	0.232	47.88	mg/L	0.465	0.97%
Mn 257.610†	24906.1	0.8495	mg/L	0.00602	1.699	mg/L	0.0120	0.71%
Mo 202.031†	125.6	0.01928	mg/L	0.000247	0.03856	mg/L	0.000494	1.28%
Na 589.592†	75223.2	36.42	mg/L	0.070	72.84	mg/L	0.140	0.19%
Na 330.237†	829.8	36.20	mg/L	1.060	72.40	mg/L	2.121	2.93%
Ni 231.604†	86.1	0.06934	mg/L	0.000953	0.1387	mg/L	0.00191	1.37%
Pb 220.353†	259.1	0.04286	mg/L	0.002538	0.08572	mg/L	0.005075	5.92%
Sb 206.836†	-9.3	0.00233	mg/L	0.000190	0.00465	mg/L	0.000380	8.16%
Se 196.026†	-46.3	-0.01471	mg/L	0.009119	-0.02941	mg/L	0.018238	62.00%
Si 288.158†	2668.6	1.531	mg/L	0.0079	3.062	mg/L	0.0157	0.51%
Sn 189.927†	9.7	0.00195	mg/L	0.001047	0.00390	mg/L	0.002095	53.68%
Sr 421.552†	195746.5	0.6339	mg/L	0.00388	1.268	mg/L	0.0078	0.61%
Ti 334.903†	63667.7	3.034	mg/L	0.0091	6.069	mg/L	0.0181	0.30%
Tl 190.801†	6.2	-0.00214	mg/L	0.003675	-0.00427	mg/L	0.007351	172.14%
V 292.402†	15545.8	0.1222	mg/L	0.00085	0.2444	mg/L	0.00171	0.70%
Zn 206.200†	217.3	0.2056	mg/L	0.00341	0.4112	mg/L	0.00681	1.66%

Sequence No.: 30
Sample ID: LR71 D SWC
Analyst: BLW
Initial Sample Wt:
Dilution: 2X

Autosampler Location: 49
Date Collected: 10/9/2007 5:48:30 PM
Data Type: Original
Initial Sample Vol:
Sample Prep Vol:

Nebulizer Parameters: LR71 D SWC

Analyte	Back Pressure	Flow
All	157.0 kPa	0.50 L/min

Mean Data: LR71 D SWC

Analyte	Mean Corrected Intensity	Calib Conc.	Calib Units	Std.Dev.	Sample Conc.	Sample Units	Std.Dev.	RSD
ScA 357.253	1843014.9	103.3	%	0.14				0.14%
ScR 361.383	159256.0	108.6	%	0.21				0.19%
Ag 328.068†	-370.4	0.00000	mg/L	0.000400	-0.00001	mg/L	0.000799	>999.9%
Al 308.215†	74396.9	44.34	mg/L	0.060	88.68	mg/L	0.119	0.13%
As 188.979†	70.0	0.04146	mg/L	0.002976	0.08291	mg/L	0.005952	7.18%
B 249.677†	104.7	0.05796	mg/L	0.003051	0.1159	mg/L	0.00610	5.26%
Ba 233.527†	857.1	0.1468	mg/L	0.00109	0.2936	mg/L	0.00217	0.74%
Be 313.042†	252.8	0.00050	mg/L	0.000034	0.00100	mg/L	0.000068	6.84%
Ca 317.933†	638221.4	61.63	mg/L	0.065	123.3	mg/L	0.13	0.11%
Cd 228.802†	145.0	0.00308	mg/L	0.000076	0.00617	mg/L	0.000152	2.46%
Co 228.616†	1529.8	0.02078	mg/L	0.000208	0.04156	mg/L	0.000415	1.00%
Cr 267.716†	438.3	0.1050	mg/L	0.00221	0.2100	mg/L	0.00443	2.11%
Cu 324.752†	106723.9	0.4899	mg/L	0.00360	0.9799	mg/L	0.00719	0.73%
Fe 273.955†	84391.8	68.00	mg/L	0.010	136.0	mg/L	0.02	0.02%
K 766.490†	8658.4	6.343	mg/L	0.0191	12.69	mg/L	0.038	0.30%
Mg 279.077†	35553.1	28.31	mg/L	0.047	56.63	mg/L	0.094	0.17%
Mn 257.610†	26342.0	0.8984	mg/L	0.00069	1.797	mg/L	0.0014	0.08%
Mo 202.031†	130.3	0.02075	mg/L	0.000465	0.04150	mg/L	0.000931	2.24%
Na 589.592†	68428.2	33.13	mg/L	0.170	66.26	mg/L	0.341	0.51%
Na 330.237†	743.7	32.58	mg/L	0.493	65.16	mg/L	0.986	1.51%
Ni 231.604†	115.3	0.09283	mg/L	0.002168	0.1857	mg/L	0.00434	2.34%
Pb 220.353†	665.4	0.1024	mg/L	0.00143	0.2048	mg/L	0.00287	1.40%
Sb 206.836†	-14.5	0.00077	mg/L	0.001401	0.00154	mg/L	0.002801	182.40%
Se 196.026†	-43.9	-0.01432	mg/L	0.006197	-0.02864	mg/L	0.012393	43.27%
Si 288.158†	3072.1	1.763	mg/L	0.0340	3.525	mg/L	0.0679	1.93%
Sn 189.927†	104.1	0.03055	mg/L	0.000698	0.06110	mg/L	0.001397	2.29%
Sr 421.552†	118248.0	0.3826	mg/L	0.00086	0.7652	mg/L	0.00173	0.23%
Ti 334.903†	71890.9	3.426	mg/L	0.0073	6.853	mg/L	0.0146	0.21%
Tl 190.801†	-2.2	-0.00672	mg/L	0.000575	-0.01344	mg/L	0.001151	8.56%
V 292.402†	18043.9	0.1433	mg/L	0.00090	0.2867	mg/L	0.00180	0.63%
Zn 206.200†	259.9	0.2451	mg/L	0.00077	0.4903	mg/L	0.00155	0.32%

Sequence No.: 31
Sample ID: LR71 ADUP SWC
Analyst: BLW
Initial Sample Wt:
Dilution: 2X

Autosampler Location: 50
Date Collected: 10/9/2007 5:55:06 PM
Data Type: Original
Initial Sample Vol:
Sample Prep Vol:

Nebulizer Parameters: LR71 ADUP SWC

Analyte	Back Pressure	Flow
All	157.0 kPa	0.50 L/min

Mean Data: LR71 ADUP SWC

Analyte	Mean Corrected Intensity	Calib Conc.	Calib Units	Calib Std.Dev.	Sample Conc.	Sample Units	Sample Std.Dev.	RSD
ScA 357.253	1820904.1	102.0	%	0.42				0.41%
ScR 361.383	160215.3	109.2	%	0.68				0.63%
Ag 328.068†	-407.4	-0.00019	mg/L	0.000640	-0.00038	mg/L	0.001280	336.44%
Al 308.215†	80613.4	48.04	mg/L	0.363	96.09	mg/L	0.726	0.76%
As 188.979†	79.5	0.03891	mg/L	0.000711	0.07782	mg/L	0.001422	1.83%
B 249.677†	295.0	0.1533	mg/L	0.00217	0.3065	mg/L	0.00435	1.42%
Ba 233.527†	769.7	0.1315	mg/L	0.00115	0.2631	mg/L	0.00229	0.87%
Be 313.042†	313.4	0.00068	mg/L	0.000053	0.00136	mg/L	0.000106	7.80%
Ca 317.933†	2180079.2	210.5	mg/L	1.34	421.1	mg/L	2.69	0.64%
Cd 228.802†	211.0	0.00460	mg/L	0.000139	0.00920	mg/L	0.000277	3.01%
Co 228.616†	1414.2	0.01818	mg/L	0.000226	0.03635	mg/L	0.000453	1.25%
Cr 267.716†	473.8	0.1134	mg/L	0.00148	0.2269	mg/L	0.00296	1.31%
Cu 324.752†	30671.3	0.1449	mg/L	0.00037	0.2897	mg/L	0.00073	0.25%
Fe 273.955†	85856.0	69.18	mg/L	0.515	138.4	mg/L	1.03	0.74%
K 766.490†	10528.4	7.713	mg/L	0.0786	15.43	mg/L	0.157	1.02%
Mg 279.077†	37346.5	29.74	mg/L	0.242	59.48	mg/L	0.484	0.81%
Mn 257.610†	22443.2	0.7653	mg/L	0.00694	1.531	mg/L	0.0139	0.91%
Mo 202.031†	181.3	0.02415	mg/L	0.000449	0.04831	mg/L	0.000899	1.86%
Na 589.592†	102126.2	49.44	mg/L	0.292	98.88	mg/L	0.585	0.59%
Na 330.237†	1154.6	49.75	mg/L	0.209	99.51	mg/L	0.418	0.42%
Ni 231.604†	100.5	0.08093	mg/L	0.001445	0.1619	mg/L	0.00289	1.78%
Pb 220.353†	261.3	0.04660	mg/L	0.000555	0.09320	mg/L	0.001110	1.19%
Sb 206.836†	-18.7	-0.00096	mg/L	0.002292	-0.00193	mg/L	0.004584	237.92%
Se 196.026†	-63.7	-0.01504	mg/L	0.004526	-0.03007	mg/L	0.009052	30.10%
Si 288.158†	3924.5	2.252	mg/L	0.0141	4.503	mg/L	0.0282	0.63%
Sn 189.927†	-17.4	-0.00229	mg/L	0.000910	-0.00458	mg/L	0.001821	39.72%
Sr 421.552†	561043.5	1.818	mg/L	0.0121	3.637	mg/L	0.0243	0.67%
Ti 334.903†	76336.9	3.638	mg/L	0.0262	7.276	mg/L	0.0524	0.72%
Tl 190.801†	-0.5	-0.00605	mg/L	0.005374	-0.01210	mg/L	0.010748	88.79%
V 292.402†	19702.2	0.1570	mg/L	0.00093	0.3140	mg/L	0.00186	0.59%
Zn 206.200†	258.9	0.2483	mg/L	0.00307	0.4967	mg/L	0.00613	1.23%

Sequence No.: 32
Sample ID: LR71 A SWC
Analyst: BLW
Initial Sample Wt:
Dilution: 2X

Autosampler Location: 51
Date Collected: 10/9/2007 6:01:47 PM
Data Type: Original
Initial Sample Vol:
Sample Prep Vol:

Nebulizer Parameters: LR71 A SWC

Analyte	Back Pressure	Flow
All	157.0 kPa	0.50 L/min

Mean Data: LR71 A SWC

Analyte	Mean Corrected Intensity	Calib Conc.	Calib Units	Calib Std.Dev.	Sample Conc.	Sample Units	Sample Std.Dev.	RSD
ScA 357.253	1860583.8	104.3	%	0.40				0.39%
ScR 361.383	163438.4	111.4	%	0.86				0.77%
Ag 328.068†	-439.8	-0.00031	mg/L	0.000129	-0.00063	mg/L	0.000258	41.05%
Al 308.215†	86141.0	51.34	mg/L	0.573	102.7	mg/L	1.15	1.12%
As 188.979†	82.0	0.04424	mg/L	0.002370	0.08848	mg/L	0.004739	5.36%
B 249.677†	309.6	0.1608	mg/L	0.00338	0.3215	mg/L	0.00676	2.10%
Ba 233.527†	810.3	0.1385	mg/L	0.00074	0.2770	mg/L	0.00147	0.53%
Be 313.042†	270.5	0.00050	mg/L	0.000058	0.00100	mg/L	0.000115	11.54%
Ca 317.933†	1491927.9	144.1	mg/L	0.34	288.2	mg/L	0.67	0.23%
Cd 228.802†	244.6	0.00539	mg/L	0.000021	0.01078	mg/L	0.000042	0.39%
Co 228.616†	1509.0	0.01939	mg/L	0.000075	0.03879	mg/L	0.000150	0.39%
Cr 267.716†	492.5	0.1179	mg/L	0.00198	0.2358	mg/L	0.00395	1.68%
Cu 324.752†	32686.6	0.1542	mg/L	0.00017	0.3083	mg/L	0.00033	0.11%
Fe 273.955†	88641.7	71.43	mg/L	0.742	142.9	mg/L	1.48	1.04%
K 766.490†	10766.1	7.887	mg/L	0.1681	15.77	mg/L	0.336	2.13%
Mg 279.077†	38737.2	30.85	mg/L	0.348	61.70	mg/L	0.695	1.13%
Mn 257.610†	27820.0	0.9487	mg/L	0.01129	1.897	mg/L	0.0226	1.19%
Mo 202.031†	171.5	0.02493	mg/L	0.000816	0.04986	mg/L	0.001632	3.27%
Na 589.592†	97419.1	47.16	mg/L	0.176	94.33	mg/L	0.352	0.37%
Na 330.237†	1091.5	47.36	mg/L	1.156	94.73	mg/L	2.312	2.44%
Ni 231.604†	102.8	0.08273	mg/L	0.001157	0.1655	mg/L	0.00231	1.40%
Pb 220.353†	237.8	0.04410	mg/L	0.000424	0.08821	mg/L	0.000847	0.96%
Sb 206.836†	-21.5	-0.00163	mg/L	0.002662	-0.00325	mg/L	0.005324	163.72%
Se 196.026†	-68.0	-0.02509	mg/L	0.004676	-0.05019	mg/L	0.009352	18.63%
Si 288.158†	5208.6	2.988	mg/L	0.0325	5.977	mg/L	0.0649	1.09%
Sn 189.927†	2.7	0.00220	mg/L	0.000834	0.00439	mg/L	0.001669	38.01%
Sr 421.552†	363159.2	1.177	mg/L	0.0030	2.353	mg/L	0.0060	0.26%
Ti 334.903†	81844.1	3.901	mg/L	0.0077	7.801	mg/L	0.0154	0.20%
Tl 190.801†	-4.1	-0.00835	mg/L	0.002424	-0.01671	mg/L	0.004847	29.01%
V 292.402†	20862.3	0.1663	mg/L	0.00032	0.3326	mg/L	0.00063	0.19%
Zn 206.200†	280.8	0.2669	mg/L	0.00420	0.5339	mg/L	0.00839	1.57%

Sequence No.: 33
Sample ID: LR71 ASPK SWC
Analyst: BLW
Initial Sample Wt:
Dilution: 2X

Autosampler Location: 52
Date Collected: 10/9/2007 6:08:27 PM
Data Type: Original
Initial Sample Vol:
Sample Prep Vol:

Nebulizer Parameters: LR71 ASPK SWC

Analyte	Back Pressure	Flow
All	157.0 kPa	0.50 L/min

Mean Data: LR71 ASPK SWC

Analyte	Mean Corrected Intensity	Calib Conc.	Calib Units	Std.Dev.	Sample Conc.	Sample Units	Std.Dev.	RSD
ScA 357.253	1839117.0	103.1	%	0.35				0.34%
ScR 361.383	161510.6	110.1	%	0.58				0.53%
Ag 328.068†	81675.4	0.5062	mg/L	0.00136	1.012	mg/L	0.0027	0.27%
Al 308.215†	89366.3	53.26	mg/L	0.109	106.5	mg/L	0.22	0.20%
As 188.979†	2517.4	2.107	mg/L	0.0033	4.214	mg/L	0.0065	0.16%
B 249.677†	326.5	0.1681	mg/L	0.00108	0.3362	mg/L	0.00216	0.64%
Ba 233.527†	11415.8	1.987	mg/L	0.0120	3.973	mg/L	0.0240	0.60%
Be 313.042†	140287.0	0.5007	mg/L	0.00115	1.001	mg/L	0.0023	0.23%
Ca 317.933†	710923.5	68.65	mg/L	0.159	137.3	mg/L	0.32	0.23%
Cd 228.802†	20627.3	0.4785	mg/L	0.00168	0.9570	mg/L	0.00336	0.35%
Co 228.616†	26186.4	0.4835	mg/L	0.00119	0.9670	mg/L	0.00239	0.25%
Cr 267.716†	2543.2	0.6037	mg/L	0.00229	1.207	mg/L	0.0046	0.38%
Cu 324.752†	151180.3	0.6926	mg/L	0.00187	1.385	mg/L	0.0037	0.27%
Fe 273.955†	94391.3	76.06	mg/L	0.202	152.1	mg/L	0.40	0.27%
K 766.490†	23829.0	17.46	mg/L	0.094	34.91	mg/L	0.188	0.54%
Mg 279.077†	53468.5	42.59	mg/L	0.110	85.18	mg/L	0.221	0.26%
Mn 257.610†	37307.7	1.273	mg/L	0.0021	2.547	mg/L	0.0042	0.16%
Mo 202.031†	158.1	0.02531	mg/L	0.001083	0.05063	mg/L	0.002165	4.28%
Na 589.592†	121716.7	58.93	mg/L	0.264	117.9	mg/L	0.53	0.45%
Na 330.237†	1392.0	60.39	mg/L	0.158	120.8	mg/L	0.32	0.26%
Ni 231.604†	742.5	0.5980	mg/L	0.00204	1.196	mg/L	0.0041	0.34%
Pb 220.353†	13536.4	1.926	mg/L	0.0049	3.853	mg/L	0.0098	0.25%
Sb 206.836†	822.0	0.3891	mg/L	0.00547	0.7781	mg/L	0.01094	1.41%
Se 196.026†	2156.8	1.939	mg/L	0.0093	3.879	mg/L	0.0185	0.48%
Si 288.158†	3858.6	2.214	mg/L	0.0277	4.428	mg/L	0.0555	1.25%
Sn 189.927†	-4.0	-0.00130	mg/L	0.001914	-0.00260	mg/L	0.003828	147.27%
Sr 421.552†	277605.8	0.8991	mg/L	0.00353	1.798	mg/L	0.0071	0.39%
Ti 334.903†	73013.1	3.480	mg/L	0.0072	6.959	mg/L	0.0144	0.21%
Tl 190.801†	3843.4	1.815	mg/L	0.0057	3.631	mg/L	0.0114	0.32%
V 292.402†	77159.4	0.6398	mg/L	0.00128	1.280	mg/L	0.0026	0.20%
Zn 206.200†	797.4	0.7486	mg/L	0.00404	1.497	mg/L	0.0081	0.54%

Sequence No.: 34
Sample ID: LR71 MBSPK SWC
Analyst: BLW
Initial Sample Wt:
Dilution: 2X

Autosampler Location: 53
Date Collected: 10/9/2007 6:14:50 PM
Data Type: Original
Initial Sample Vol:
Sample Prep Vol:

Nebulizer Parameters: LR71 MBSPK SWC

Analyte	Back Pressure	Flow
All	157.0 kPa	0.50 L/min

Mean Data: LR71 MBSPK SWC

Analyte	Mean Corrected Intensity	Calib Conc.	Calib Units	Calib Std.Dev.	Sample Conc.	Sample Units	Sample Std.Dev.	RSD
ScA 357.253	1795557.6	100.6	%	0.15				0.14%
ScR 361.383	154694.5	105.5	%	0.44				0.42%
Ag 328.068†	84383.1	0.5204	mg/L	0.00273	1.041	mg/L	0.0055	0.52%
Al 308.215†	3356.5	1.993	mg/L	0.0082	3.987	mg/L	0.0163	0.41%
As 188.979†	2438.0	2.059	mg/L	0.0153	4.117	mg/L	0.0305	0.74%
B 249.677†	13.8	0.00552	mg/L	0.003371	0.01104	mg/L	0.006742	61.07%
Ba 233.527†	11078.4	1.931	mg/L	0.0107	3.861	mg/L	0.0214	0.55%
Be 313.042†	145102.0	0.5183	mg/L	0.00145	1.037	mg/L	0.0029	0.28%
Ca 317.933†	106091.3	10.24	mg/L	0.021	20.49	mg/L	0.043	0.21%
Cd 228.802†	21500.6	0.4998	mg/L	0.00347	0.9996	mg/L	0.00695	0.70%
Co 228.616†	26206.6	0.4920	mg/L	0.00315	0.9840	mg/L	0.00630	0.64%
Cr 267.716†	2110.3	0.4998	mg/L	0.00243	0.9996	mg/L	0.00485	0.49%
Cu 324.752†	112650.2	0.5116	mg/L	0.00273	1.023	mg/L	0.0055	0.53%
Fe 273.955†	2554.6	2.057	mg/L	0.0116	4.113	mg/L	0.0232	0.56%
K 766.490†	13970.7	10.24	mg/L	0.039	20.47	mg/L	0.079	0.38%
Mg 279.077†	13217.2	10.54	mg/L	0.032	21.07	mg/L	0.065	0.31%
Mn 257.610†	15154.0	0.5181	mg/L	0.00091	1.036	mg/L	0.0018	0.18%
Mo 202.031†	23.7	0.00346	mg/L	0.000356	0.00693	mg/L	0.000712	10.27%
Na 589.592†	21197.5	10.26	mg/L	0.035	20.52	mg/L	0.070	0.34%
Na 330.237†	235.8	9.910	mg/L	0.1230	19.82	mg/L	0.246	1.24%
Ni 231.604†	619.4	0.5002	mg/L	0.00328	1.000	mg/L	0.0066	0.66%
Pb 220.353†	14390.0	2.037	mg/L	0.0047	4.074	mg/L	0.0094	0.23%
Sb 206.836†	4304.8	2.020	mg/L	0.0130	4.040	mg/L	0.0261	0.65%
Se 196.026†	2268.9	2.012	mg/L	0.0050	4.025	mg/L	0.0099	0.25%
Si 288.158†	3.2	0.00213	mg/L	0.000954	0.00426	mg/L	0.001909	44.76%
Sn 189.927†	-14.4	-0.00361	mg/L	0.000925	-0.00723	mg/L	0.001849	25.58%
Sr 421.552†	151641.9	0.4915	mg/L	0.00116	0.9831	mg/L	0.00232	0.24%
Ti 334.903†	20.0	0.00081	mg/L	0.000523	0.00161	mg/L	0.001046	64.78%
Tl 190.801†	4148.8	1.966	mg/L	0.0128	3.932	mg/L	0.0256	0.65%
V 292.402†	60950.5	0.5123	mg/L	0.00269	1.025	mg/L	0.0054	0.53%
Zn 206.200†	541.3	0.5072	mg/L	0.00282	1.014	mg/L	0.0056	0.56%

Sequence No.: 35
Sample ID: CV
Analyst: BLW
Initial Sample Wt:
Dilution: 1X

Autosampler Location: 7
Date Collected: 10/9/2007 6:21:26 PM
Data Type: Original
Initial Sample Vol:
Sample Prep Vol:

Nebulizer Parameters: CV

Analyte	Back Pressure	Flow
All	157.0 kPa	0.50 L/min

Mean Data: CV

Analyte	Mean Corrected Intensity	Calib Conc.	Units	Std.Dev.	Sample Conc.	Units	Std.Dev.	RSD
ScA 357.253	1765013.1	98.91	%	0.694				0.70%
ScR 361.383	152796.3	104.2	%	0.85				0.82%
Ag 328.068†	162079.8	0.9995	mg/L	0.00813	0.9995	mg/L	0.00813	0.81%
Al 308.215†	3279.4	1.916	mg/L	0.0187	1.916	mg/L	0.0187	0.97%
As 188.979†	2356.1	1.988	mg/L	0.0219	1.988	mg/L	0.0219	1.10%
B 249.677†	1908.4	0.9532	mg/L	0.01163	0.9532	mg/L	0.01163	1.22%
Ba 233.527†	5457.3	0.9511	mg/L	0.00736	0.9511	mg/L	0.00736	0.77%
Be 313.042†	274210.2	0.9795	mg/L	0.00311	0.9795	mg/L	0.00311	0.32%
Ca 317.933†	20967.2	2.024	mg/L	0.0042	2.024	mg/L	0.0042	0.21%
Cd 228.802†	41869.3	0.9865	mg/L	0.00734	0.9865	mg/L	0.00734	0.74%
Co 228.616†	51176.8	0.9602	mg/L	0.00670	0.9602	mg/L	0.00670	0.70%
Cr 267.716†	4029.9	0.9544	mg/L	0.00924	0.9544	mg/L	0.00924	0.97%
Cu 324.752†	229863.0	1.043	mg/L	0.0082	1.043	mg/L	0.0082	0.78%
Fe 273.955†	2443.9	1.966	mg/L	0.0164	1.966	mg/L	0.0164	0.83%
K 766.490†	27050.5	19.82	mg/L	0.030	19.82	mg/L	0.030	0.15%
Mg 279.077†	2522.9	2.014	mg/L	0.0185	2.014	mg/L	0.0185	0.92%
Mn 257.610†	28335.9	0.9680	mg/L	0.00200	0.9680	mg/L	0.00200	0.21%
Mo 202.031†	5978.1	0.9420	mg/L	0.00861	0.9420	mg/L	0.00861	0.91%
Na 589.592†	100052.1	48.44	mg/L	0.113	48.44	mg/L	0.113	0.23%
Na 330.237†	1159.7	49.89	mg/L	0.354	49.89	mg/L	0.354	0.71%
Ni 231.604†	1204.3	0.9716	mg/L	0.00602	0.9716	mg/L	0.00602	0.62%
Pb 220.353†	14189.2	2.009	mg/L	0.0182	2.009	mg/L	0.0182	0.91%
Sb 206.836†	4195.5	1.972	mg/L	0.0166	1.972	mg/L	0.0166	0.84%
Se 196.026†	2168.1	1.921	mg/L	0.0182	1.921	mg/L	0.0182	0.95%
Si 288.158†	3523.4	2.024	mg/L	0.0227	2.024	mg/L	0.0227	1.12%
Sn 189.927†	2982.7	0.8914	mg/L	0.00837	0.8914	mg/L	0.00837	0.94%
Sr 421.552†	292375.4	0.9479	mg/L	0.00256	0.9479	mg/L	0.00256	0.27%
Ti 334.903†	20400.3	0.9713	mg/L	0.00082	0.9713	mg/L	0.00082	0.08%
Tl 190.801†	4089.7	1.931	mg/L	0.0155	1.931	mg/L	0.0155	0.80%
V 292.402†	116530.5	0.9839	mg/L	0.00930	0.9839	mg/L	0.00930	0.95%
Zn 206.200†	1078.2	1.009	mg/L	0.0073	1.009	mg/L	0.0073	0.72%

Sequence No.: 36
Sample ID: CB
Analyst: BLW
Initial Sample Wt:
Dilution: 1X

Autosampler Location: 1
Date Collected: 10/9/2007 6:28:00 PM
Data Type: Original
Initial Sample Vol:
Sample Prep Vol:

Nebulizer Parameters: CB

Analyte	Back Pressure	Flow
All	157.0 kPa	0.50 L/min

Mean Data: CB

Analyte	Mean Corrected Intensity	Calib Conc.	Calib Units	Calib Std.Dev.	Sample Conc.	Sample Units	Sample Std.Dev.	RSD
ScA 357.253	1775530.2	99.50	%	0.466				0.47%
ScR 361.383	149544.2	102.0	%	0.52				0.51%
Ag 328.068†	97.2	0.00060	mg/L	0.000400	0.00060	mg/L	0.000400	66.80%
Al 308.215†	-2.6	-0.00156	mg/L	0.009754	-0.00156	mg/L	0.009754	625.69%
As 188.979†	5.7	0.00479	mg/L	0.000621	0.00479	mg/L	0.000621	12.96%
B 249.677†	14.1	0.00703	mg/L	0.002788	0.00703	mg/L	0.002788	39.66%
Ba 233.527†	5.3	0.00093	mg/L	0.000698	0.00093	mg/L	0.000698	75.08%
Be 313.042†	46.9	0.00017	mg/L	0.000044	0.00017	mg/L	0.000044	26.16%
Ca 317.933†	60.6	0.00585	mg/L	0.002401	0.00585	mg/L	0.002401	41.06%
Cd 228.802†	8.8	0.00018	mg/L	0.000082	0.00018	mg/L	0.000082	46.08%
Co 228.616†	6.6	0.00012	mg/L	0.000093	0.00012	mg/L	0.000093	74.97%
Cr 267.716†	0.7	0.00017	mg/L	0.001408	0.00017	mg/L	0.001408	825.89%
Cu 324.752†	94.3	0.00043	mg/L	0.000211	0.00043	mg/L	0.000211	49.32%
Fe 273.955†	-4.6	-0.00371	mg/L	0.001651	-0.00371	mg/L	0.001651	44.46%
K 766.490†	81.4	0.05962	mg/L	0.038720	0.05962	mg/L	0.038720	64.95%
Mg 279.077†	26.7	0.02126	mg/L	0.011229	0.02126	mg/L	0.011229	52.81%
Mn 257.610†	6.6	0.00023	mg/L	0.000203	0.00023	mg/L	0.000203	89.43%
Mo 202.031†	8.4	0.00132	mg/L	0.000273	0.00132	mg/L	0.000273	20.67%
Na 589.592†	103.7	0.05019	mg/L	0.005510	0.05019	mg/L	0.005510	10.98%
Na 330.237†	-10.3	-0.4480	mg/L	0.02791	-0.4480	mg/L	0.02791	6.23%
Ni 231.604†	1.3	0.00104	mg/L	0.003760	0.00104	mg/L	0.003760	360.16%
Pb 220.353†	26.9	0.00381	mg/L	0.000614	0.00381	mg/L	0.000614	16.11%
Sb 206.836†	-4.7	-0.00218	mg/L	0.002852	-0.00218	mg/L	0.002852	130.56%
Se 196.026†	-2.5	-0.00224	mg/L	0.005092	-0.00224	mg/L	0.005092	227.18%
Si 288.158†	-11.6	-0.00665	mg/L	0.007951	-0.00665	mg/L	0.007951	119.47%
Sn 189.927†	8.1	0.00242	mg/L	0.000329	0.00242	mg/L	0.000329	13.56%
Sr 421.552†	-210.0	-0.00068	mg/L	0.000191	-0.00068	mg/L	0.000191	28.03%
Ti 334.903†	5.1	0.00024	mg/L	0.002138	0.00024	mg/L	0.002138	889.50%
Tl 190.801†	15.4	0.00731	mg/L	0.000889	0.00731	mg/L	0.000889	12.17%
V 292.402†	36.4	0.00031	mg/L	0.000256	0.00031	mg/L	0.000256	81.90%
Zn 206.200†	1.7	0.00157	mg/L	0.002014	0.00157	mg/L	0.002014	128.51%

Sequence No.: 37
Sample ID: LS71 MB SWC
Analyst: BLW
Initial Sample Wt:
Dilution: 2X

Autosampler Location: 54
Date Collected: 10/9/2007 6:34:34 PM
Data Type: Original
Initial Sample Vol:
Sample Prep Vol:

Nebulizer Parameters: LS71 MB SWC

Analyte	Back Pressure	Flow
All	158.0 kPa	0.50 L/min

Mean Data: LS71 MB SWC

Analyte	Mean Corrected Intensity	Calib Conc.	Calib Units	Std.Dev.	Sample Conc.	Sample Units	Std.Dev.	RSD
ScA 357.253	1844289.5	103.3	%	0.51				0.49%
ScR 361.383	156077.6	106.4	%	0.20				0.18%
Ag 328.068†	-1.4	-0.00001	mg/L	0.000420	-0.00002	mg/L	0.000840	>999.9%
Al 308.215†	27.3	0.01624	mg/L	0.011447	0.03249	mg/L	0.022893	70.47%
As 188.979†	5.7	0.00481	mg/L	0.001459	0.00962	mg/L	0.002917	30.34%
B 249.677†	2.9	0.00145	mg/L	0.001551	0.00290	mg/L	0.003102	106.87%
Ba 233.527†	3.5	0.00060	mg/L	0.000111	0.00121	mg/L	0.000221	18.33%
Be 313.042†	10.9	0.00004	mg/L	0.000039	0.00008	mg/L	0.000079	102.23%
Ca 317.933†	518.0	0.05003	mg/L	0.002615	0.1001	mg/L	0.00523	5.23%
Cd 228.802†	11.3	0.00024	mg/L	0.000036	0.00048	mg/L	0.000072	15.12%
Co 228.616†	2.7	0.00005	mg/L	0.000195	0.00010	mg/L	0.000390	407.41%
Cr 267.716†	8.4	0.00200	mg/L	0.000650	0.00400	mg/L	0.001300	32.50%
Cu 324.752†	54.1	0.00025	mg/L	0.000140	0.00049	mg/L	0.000280	57.02%
Fe 273.955†	6.3	0.00504	mg/L	0.002393	0.01008	mg/L	0.004787	47.47%
K 766.490†	19.2	0.01408	mg/L	0.025014	0.02816	mg/L	0.050028	177.67%
Mg 279.077†	19.2	0.01528	mg/L	0.002591	0.03057	mg/L	0.005181	16.95%
Mn 257.610†	2.3	0.00008	mg/L	0.000313	0.00016	mg/L	0.000626	390.94%
Mo 202.031†	4.6	0.00072	mg/L	0.000449	0.00144	mg/L	0.000899	62.28%
Na 589.592†	57.3	0.02776	mg/L	0.005018	0.05552	mg/L	0.010037	18.08%
Na 330.237†	-19.7	-0.8590	mg/L	0.73420	-1.718	mg/L	1.4684	85.48%
Ni 231.604†	-1.7	-0.00138	mg/L	0.002317	-0.00276	mg/L	0.004634	167.98%
Pb 220.353†	14.1	0.00200	mg/L	0.000743	0.00400	mg/L	0.001485	37.18%
Sb 206.836†	-2.6	-0.00125	mg/L	0.001949	-0.00250	mg/L	0.003898	155.92%
Se 196.026†	5.4	0.00476	mg/L	0.004512	0.00952	mg/L	0.009024	94.74%
Si 288.158†	2.6	0.00148	mg/L	0.011844	0.00295	mg/L	0.023688	802.27%
Sn 189.927†	3.9	0.00115	mg/L	0.000124	0.00231	mg/L	0.000248	10.73%
Sr 421.552†	57.6	0.00019	mg/L	0.000071	0.00037	mg/L	0.000142	38.05%
Ti 334.903†	31.8	0.00151	mg/L	0.000705	0.00303	mg/L	0.001410	46.58%
Tl 190.801†	9.3	0.00440	mg/L	0.000614	0.00879	mg/L	0.001228	13.96%
V 292.402†	22.4	0.00020	mg/L	0.000071	0.00041	mg/L	0.000141	34.69%
Zn 206.200†	8.0	0.00751	mg/L	0.001335	0.01502	mg/L	0.002670	17.77%

Sequence No.: 38
Sample ID: LR67 D SWC
Analyst: BLW
Initial Sample Wt:
Dilution: 2X

Autosampler Location: 55
Date Collected: 10/9/2007 6:41:07 PM
Data Type: Original
Initial Sample Vol:
Sample Prep Vol:

Nebulizer Parameters: LR67 D SWC

Analyte	Back Pressure	Flow
All	157.0 kPa	0.50 L/min

Mean Data: LR67 D SWC

Analyte	Mean Corrected Intensity	Calib Conc.	Calib Units	Calib Std.Dev.	Sample Conc.	Sample Units	Sample Std.Dev.	RSD
ScA 357.253	1837368.1	103.0	%	0.25				0.24%
ScR 361.383	158429.3	108.0	%	0.83				0.77%
Ag 328.068†	-918.7	-0.00015	mg/L	0.000205	-0.00029	mg/L	0.000409	140.69%
Al 308.215†	189146.1	112.7	mg/L	0.32	225.5	mg/L	0.64	0.28%
As 188.979†	96.8	0.04138	mg/L	0.003221	0.08275	mg/L	0.006441	7.78%
B 249.677†	26.2	0.02650	mg/L	0.001483	0.05300	mg/L	0.002965	5.59%
Ba 233.527†	1648.4	0.2810	mg/L	0.00269	0.5620	mg/L	0.00539	0.96%
Be 313.042†	752.7	0.00155	mg/L	0.000086	0.00311	mg/L	0.000172	5.55%
Ca 317.933†	695783.1	67.19	mg/L	0.020	134.4	mg/L	0.04	0.03%
Cd 228.802†	85.1	0.00149	mg/L	0.000061	0.00298	mg/L	0.000122	4.08%
Co 228.616†	4352.1	0.06039	mg/L	0.000470	0.1208	mg/L	0.00094	0.78%
Cr 267.716†	888.7	0.2133	mg/L	0.00240	0.4267	mg/L	0.00480	1.12%
Cu 324.752†	40692.2	0.1981	mg/L	0.00024	0.3961	mg/L	0.00048	0.12%
Fe 273.955†	203926.5	164.3	mg/L	0.47	328.6	mg/L	0.94	0.29%
K 766.490†	8633.0	6.325	mg/L	0.0309	12.65	mg/L	0.062	0.49%
Mg 279.077†	81435.4	64.85	mg/L	0.154	129.7	mg/L	0.31	0.24%
Mn 257.610†	65202.7	2.224	mg/L	0.0034	4.447	mg/L	0.0068	0.15%
Mo 202.031†	32.5	0.00858	mg/L	0.000398	0.01716	mg/L	0.000795	4.63%
Na 589.592†	5595.7	2.709	mg/L	0.0125	5.418	mg/L	0.0250	0.46%
Na 330.237†	32.3	2.859	mg/L	0.4803	5.717	mg/L	0.9606	16.80%
Ni 231.604†	179.6	0.1446	mg/L	0.00438	0.2892	mg/L	0.00875	3.03%
Pb 220.353†	230.9	0.05514	mg/L	0.002195	0.1103	mg/L	0.00439	3.98%
Sb 206.836†	-38.4	0.00330	mg/L	0.001219	0.00660	mg/L	0.002437	36.90%
Se 196.026†	-89.5	-0.02777	mg/L	0.009750	-0.05554	mg/L	0.019499	35.11%
Si 288.158†	3290.3	1.888	mg/L	0.0112	3.776	mg/L	0.0224	0.59%
Sn 189.927†	-20.6	-0.00919	mg/L	0.001683	-0.01838	mg/L	0.003366	18.32%
Sr 421.552†	76536.9	0.2463	mg/L	0.00049	0.4926	mg/L	0.00097	0.20%
Ti 334.903†	196141.6	9.348	mg/L	0.0215	18.70	mg/L	0.043	0.23%
Tl 190.801†	-10.5	-0.02038	mg/L	0.001560	-0.04075	mg/L	0.003120	7.66%
V 292.402†	50947.8	0.4063	mg/L	0.00099	0.8125	mg/L	0.00198	0.24%
Zn 206.200†	570.5	0.5361	mg/L	0.00698	1.072	mg/L	0.0140	1.30%

Sequence No.: 39
Sample ID: LS71 B SWC
Analyst: BLW
Initial Sample Wt:
Dilution: 2X

Autosampler Location: 56
Date Collected: 10/9/2007 6:47:30 PM
Data Type: Original
Initial Sample Vol:
Sample Prep Vol:

Nebulizer Parameters: LS71 B SWC

Analyte	Back Pressure	Flow
All	157.0 kPa	0.50 L/min

Mean Data: LS71 B SWC

Analyte	Mean Corrected Intensity	Calib Conc.	Calib Units	Calib Std.Dev.	Sample Conc.	Sample Units	Sample Std.Dev.	RSD
ScA 357.253	1849010.1	103.6	%	0.67				0.65%
ScR 361.383	162216.9	110.6	%	0.19				0.17%
Ag 328.068†	-849.8	0.00085	mg/L	0.000688	0.00169	mg/L	0.001376	81.34%
Al 308.215†	177741.2	105.9	mg/L	0.09	211.9	mg/L	0.17	0.08%
As 188.979†	629.2	0.4980	mg/L	0.00308	0.9960	mg/L	0.00615	0.62%
B 249.677†	60.1	0.04488	mg/L	0.001330	0.08976	mg/L	0.002661	2.96%
Ba 233.527†	2004.3	0.3425	mg/L	0.00114	0.6849	mg/L	0.00228	0.33%
Be 313.042†	625.6	0.00130	mg/L	0.000070	0.00260	mg/L	0.000140	5.37%
Ca 317.933†	699457.1	67.55	mg/L	0.050	135.1	mg/L	0.10	0.07%
Cd 228.802†	239.7	0.00228	mg/L	0.000193	0.00456	mg/L	0.000387	8.49%
Co 228.616†	5545.6	0.08906	mg/L	0.000601	0.1781	mg/L	0.00120	0.67%
Cr 267.716†	1245.9	0.2983	mg/L	0.00179	0.5967	mg/L	0.00357	0.60%
Cu 324.752†	181718.5	0.8404	mg/L	0.00376	1.681	mg/L	0.0075	0.45%
Fe 273.955†	225321.1	181.6	mg/L	0.09	363.1	mg/L	0.18	0.05%
K 766.490†	13248.5	9.706	mg/L	0.0920	19.41	mg/L	0.184	0.95%
Mg 279.077†	74220.5	59.09	mg/L	0.080	118.2	mg/L	0.16	0.14%
Mn 257.610†	61192.0	2.087	mg/L	0.0020	4.175	mg/L	0.0041	0.10%
Mo 202.031†	422.3	0.06964	mg/L	0.000855	0.1393	mg/L	0.00171	1.23%
Na 589.592†	8399.4	4.066	mg/L	0.0104	8.133	mg/L	0.0207	0.25%
Na 330.237†	76.4	3.609	mg/L	0.2672	7.219	mg/L	0.5343	7.40%
Ni 231.604†	323.5	0.2606	mg/L	0.00162	0.5211	mg/L	0.00324	0.62%
Pb 220.353†	3062.7	0.4520	mg/L	0.00188	0.9041	mg/L	0.00377	0.42%
Sb 206.836†	121.6	0.06969	mg/L	0.001461	0.1394	mg/L	0.00292	2.10%
Se 196.026†	-88.4	-0.02497	mg/L	0.004520	-0.04994	mg/L	0.009040	18.10%
Si 288.158†	8462.6	4.855	mg/L	0.0596	9.710	mg/L	0.1191	1.23%
Sn 189.927†	106.4	0.02632	mg/L	0.001070	0.05264	mg/L	0.002140	4.07%
Sr 421.552†	110052.8	0.3548	mg/L	0.00130	0.7097	mg/L	0.00259	0.37%
Ti 334.903†	127948.5	6.098	mg/L	0.0107	12.20	mg/L	0.021	0.18%
Tl 190.801†	-18.9	-0.02040	mg/L	0.004674	-0.04079	mg/L	0.009347	22.91%
V 292.402†	43420.6	0.3457	mg/L	0.00162	0.6915	mg/L	0.00324	0.47%
Zn 206.200†	1731.8	1.624	mg/L	0.0077	3.247	mg/L	0.0153	0.47%

Sequence No.: 40
Sample ID: LS71 C SWC
Analyst: BLW
Initial Sample Wt:
Dilution: 2X

Autosampler Location: 57
Date Collected: 10/9/2007 6:53:53 PM
Data Type: Original
Initial Sample Vol:
Sample Prep Vol:

Nebulizer Parameters: LS71 C SWC

Analyte	Back Pressure	Flow
All	157.0 kPa	0.50 L/min

Mean Data: LS71 C SWC

Analyte	Mean Corrected Intensity	Calib Conc.	Calib Units	Calib Std.Dev.	Sample Conc.	Sample Units	Sample Std.Dev.	RSD
ScA 357.253	1861146.8	104.3	%	0.30				0.29%
ScR 361.383	163034.5	111.2	%	0.58				0.52%
Ag 328.068†	-964.3	0.00057	mg/L	0.000685	0.00114	mg/L	0.001371	120.00%
Al 308.215†	187821.0	111.9	mg/L	0.23	223.9	mg/L	0.45	0.20%
As 188.979†	926.3	0.7484	mg/L	0.00788	1.497	mg/L	0.0158	1.05%
B 249.677†	87.1	0.05948	mg/L	0.000684	0.1190	mg/L	0.00137	1.15%
Ba 233.527†	2064.7	0.3525	mg/L	0.00213	0.7050	mg/L	0.00426	0.60%
Be 313.042†	692.4	0.00150	mg/L	0.000037	0.00300	mg/L	0.000074	2.46%
Ca 317.933†	619303.6	59.81	mg/L	0.246	119.6	mg/L	0.49	0.41%
Cd 228.802†	276.9	0.00152	mg/L	0.000145	0.00305	mg/L	0.000290	9.51%
Co 228.616†	5440.7	0.08689	mg/L	0.000343	0.1738	mg/L	0.00069	0.40%
Cr 267.716†	1478.8	0.3537	mg/L	0.00355	0.7073	mg/L	0.00710	1.00%
Cu 324.752†	156931.4	0.7291	mg/L	0.00168	1.458	mg/L	0.0034	0.23%
Fe 273.955†	241311.9	194.4	mg/L	0.32	388.9	mg/L	0.63	0.16%
K 766.490†	14231.9	10.43	mg/L	0.098	20.85	mg/L	0.196	0.94%
Mg 279.077†	79209.2	63.06	mg/L	0.145	126.1	mg/L	0.29	0.23%
Mn 257.610†	73604.9	2.511	mg/L	0.0205	5.022	mg/L	0.0411	0.82%
Mo 202.031†	613.6	0.1003	mg/L	0.00145	0.2007	mg/L	0.00290	1.45%
Na 589.592†	8795.4	4.258	mg/L	0.0279	8.516	mg/L	0.0558	0.65%
Na 330.237†	78.6	3.732	mg/L	0.1019	7.463	mg/L	0.2038	2.73%
Ni 231.604†	330.6	0.2663	mg/L	0.00542	0.5326	mg/L	0.01084	2.04%
Pb 220.353†	3149.2	0.4654	mg/L	0.00188	0.9307	mg/L	0.00375	0.40%
Sb 206.836†	178.3	0.09555	mg/L	0.003081	0.1911	mg/L	0.00616	3.22%
Se 196.026†	-98.7	-0.03186	mg/L	0.003709	-0.06372	mg/L	0.007418	11.64%
Si 288.158†	13400.9	7.688	mg/L	0.2048	15.38	mg/L	0.410	2.66%
Sn 189.927†	83.5	0.01866	mg/L	0.001183	0.03732	mg/L	0.002366	6.34%
Sr 421.552†	100034.7	0.3222	mg/L	0.00090	0.6444	mg/L	0.00180	0.28%
Ti 334.903†	127943.8	6.098	mg/L	0.0295	12.20	mg/L	0.059	0.48%
Tl 190.801†	-16.7	-0.01991	mg/L	0.001951	-0.03982	mg/L	0.003903	9.80%
V 292.402†	45532.5	0.3630	mg/L	0.00160	0.7259	mg/L	0.00321	0.44%
Zn 206.200†	1794.0	1.682	mg/L	0.0149	3.363	mg/L	0.0298	0.88%

Sequence No.: 41
Sample ID: LS71 D SWC
Analyst: BLW
Initial Sample Wt:
Dilution: 2X

Autosampler Location: 58
Date Collected: 10/9/2007 7:00:15 PM
Data Type: Original
Initial Sample Vol:
Sample Prep Vol:

Nebulizer Parameters: LS71 D SWC

Analyte	Back Pressure	Flow
All	157.0 kPa	0.50 L/min

Mean Data: LS71 D SWC

Analyte	Mean Corrected Intensity	Calib Conc.	Calib Units	Std.Dev.	Sample Conc.	Sample Units	Std.Dev.	RSD
ScA 357.253	1900978.6	106.5	%	0.25				0.23%
ScR 361.383	163485.9	111.5	%	0.55				0.49%
Ag 328.068†	-934.1	-0.00009	mg/L	0.000257	-0.00017	mg/L	0.000514	294.63%
Al 308.215†	181664.5	108.3	mg/L	0.68	216.5	mg/L	1.35	0.62%
As 188.979†	248.8	0.1753	mg/L	0.00370	0.3505	mg/L	0.00741	2.11%
B 249.677†	51.6	0.03956	mg/L	0.000523	0.07912	mg/L	0.001047	1.32%
Ba 233.527†	1776.5	0.3032	mg/L	0.00136	0.6063	mg/L	0.00271	0.45%
Be 313.042†	590.1	0.00114	mg/L	0.000060	0.00228	mg/L	0.000120	5.26%
Ca 317.933†	470035.3	45.39	mg/L	0.327	90.78	mg/L	0.654	0.72%
Cd 228.802†	135.6	0.00192	mg/L	0.000036	0.00384	mg/L	0.000072	1.89%
Co 228.616†	4627.9	0.06933	mg/L	0.000350	0.1387	mg/L	0.00070	0.50%
Cr 267.716†	1099.9	0.2635	mg/L	0.00093	0.5270	mg/L	0.00186	0.35%
Cu 324.752†	97868.2	0.4584	mg/L	0.00047	0.9168	mg/L	0.00094	0.10%
Fe 273.955†	209877.7	169.1	mg/L	0.87	338.2	mg/L	1.74	0.52%
K 766.490†	14019.2	10.27	mg/L	0.122	20.54	mg/L	0.243	1.18%
Mg 279.077†	80966.4	64.47	mg/L	0.441	128.9	mg/L	0.88	0.68%
Mn 257.610†	59586.7	2.032	mg/L	0.0055	4.064	mg/L	0.0111	0.27%
Mo 202.031†	108.5	0.02104	mg/L	0.000946	0.04207	mg/L	0.001892	4.50%
Na 589.592†	16468.1	7.973	mg/L	0.0559	15.95	mg/L	0.112	0.70%
Na 330.237†	156.5	7.669	mg/L	0.3311	15.34	mg/L	0.662	4.32%
Ni 231.604†	430.7	0.3468	mg/L	0.00057	0.6937	mg/L	0.00114	0.16%
Pb 220.353†	1605.6	0.2478	mg/L	0.00134	0.4955	mg/L	0.00268	0.54%
Sb 206.836†	52.0	0.04045	mg/L	0.002078	0.08091	mg/L	0.004156	5.14%
Se 196.026†	-80.4	-0.02208	mg/L	0.010545	-0.04417	mg/L	0.021089	47.75%
Si 288.158†	10258.6	5.885	mg/L	0.1635	11.77	mg/L	0.327	2.78%
Sn 189.927†	57.1	0.01262	mg/L	0.000406	0.02523	mg/L	0.000811	3.22%
Sr 421.552†	72643.8	0.2336	mg/L	0.00121	0.4673	mg/L	0.00241	0.52%
Ti 334.903†	155823.1	7.427	mg/L	0.0636	14.85	mg/L	0.127	0.86%
Tl 190.801†	-15.9	-0.02034	mg/L	0.003056	-0.04068	mg/L	0.006111	15.02%
V 292.402†	44050.6	0.3503	mg/L	0.00088	0.7007	mg/L	0.00176	0.25%
Zn 206.200†	1207.7	1.132	mg/L	0.0032	2.265	mg/L	0.0063	0.28%

Sequence No.: 42
Sample ID: LS71 E SWC
Analyst: BLW
Initial Sample Wt:
Dilution: 2X

Autosampler Location: 59
Date Collected: 10/9/2007 7:06:37 PM
Data Type: Original
Initial Sample Vol:
Sample Prep Vol:

Nebulizer Parameters: LS71 E SWC

Analyte	Back Pressure	Flow
All	157.0 kPa	0.50 L/min

Mean Data: LS71 E SWC

Analyte	Mean Corrected Intensity	Calib Conc.	Calib Units	Std.Dev.	Sample Conc.	Sample Units	Std.Dev.	RSD
ScA 357.253	1863025.4	104.4	%	0.86				0.83%
ScR 361.383	159252.0	108.6	%	0.53				0.49%
Ag 328.068†	-980.8	-0.00072	mg/L	0.000843	-0.00144	mg/L	0.001686	116.84%
Al 308.215†	174568.8	104.0	mg/L	0.29	208.1	mg/L	0.57	0.27%
As 188.979†	114.8	0.06560	mg/L	0.001715	0.1312	mg/L	0.00343	2.61%
B 249.677†	33.3	0.02956	mg/L	0.000800	0.05912	mg/L	0.001600	2.71%
Ba 233.527†	1862.1	0.3185	mg/L	0.00215	0.6369	mg/L	0.00430	0.68%
Be 313.042†	585.6	0.00119	mg/L	0.000011	0.00237	mg/L	0.000022	0.94%
Ca 317.933†	433824.5	41.89	mg/L	0.078	83.79	mg/L	0.155	0.19%
Cd 228.802†	87.3	0.00149	mg/L	0.000055	0.00298	mg/L	0.000110	3.70%
Co 228.616†	4417.0	0.06848	mg/L	0.000734	0.1370	mg/L	0.00147	1.07%
Cr 267.716†	1111.5	0.2660	mg/L	0.00203	0.5320	mg/L	0.00405	0.76%
Cu 324.752†	43685.9	0.2119	mg/L	0.00062	0.4238	mg/L	0.00125	0.29%
Fe 273.955†	197040.1	158.8	mg/L	0.41	317.5	mg/L	0.83	0.26%
K 766.490†	10735.6	7.865	mg/L	0.0145	15.73	mg/L	0.029	0.18%
Mg 279.077†	78256.8	62.32	mg/L	0.151	124.6	mg/L	0.30	0.24%
Mn 257.610†	66957.3	2.284	mg/L	0.0077	4.567	mg/L	0.0153	0.34%
Mo 202.031†	27.7	0.00820	mg/L	0.000714	0.01640	mg/L	0.001429	8.71%
Na 589.592†	6519.4	3.156	mg/L	0.0342	6.312	mg/L	0.0684	1.08%
Na 330.237†	50.8	3.048	mg/L	0.2015	6.097	mg/L	0.4029	6.61%
Ni 231.604†	352.8	0.2841	mg/L	0.00409	0.5682	mg/L	0.00818	1.44%
Pb 220.353†	802.5	0.1338	mg/L	0.00277	0.2677	mg/L	0.00555	2.07%
Sb 206.836†	-8.8	0.00794	mg/L	0.002430	0.01589	mg/L	0.004861	30.60%
Se 196.026†	-83.7	-0.02771	mg/L	0.002316	-0.05542	mg/L	0.004632	8.36%
Si 288.158†	12087.6	6.935	mg/L	0.1291	13.87	mg/L	0.258	1.86%
Sn 189.927†	-5.6	-0.00608	mg/L	0.000388	-0.01217	mg/L	0.000777	6.38%
Sr 421.552†	69203.3	0.2226	mg/L	0.00026	0.4452	mg/L	0.00053	0.12%
Ti 334.903†	124767.4	5.946	mg/L	0.0048	11.89	mg/L	0.010	0.08%
Tl 190.801†	-18.8	-0.02020	mg/L	0.001726	-0.04039	mg/L	0.003452	8.55%
V 292.402†	42060.7	0.3358	mg/L	0.00167	0.6715	mg/L	0.00334	0.50%
Zn 206.200†	715.5	0.6712	mg/L	0.00500	1.342	mg/L	0.0100	0.74%

Sequence No.: 43
Sample ID: LS71 ADUP SWC
Analyst: BLW
Initial Sample Wt:
Dilution: 2X

Autosampler Location: 60
Date Collected: 10/9/2007 7:12:58 PM
Data Type: Original
Initial Sample Vol:
Sample Prep Vol:

Nebulizer Parameters: LS71 ADUP SWC

Analyte	Back Pressure	Flow
All	158.0 kPa	0.50 L/min

Mean Data: LS71 ADUP SWC

Analyte	Mean Corrected Intensity	Calib Conc.	Calib Units	Std.Dev.	Sample Conc.	Sample Units	Std.Dev.	RSD
ScA 357.253	1833698.5	102.8	%	0.84				0.81%
ScR 361.383	158637.0	108.2	%	0.15				0.14%
Ag 328.068†	-923.1	0.00036	mg/L	0.000239	0.00072	mg/L	0.000478	66.72%
Al 308.215†	173144.9	103.2	mg/L	0.64	206.4	mg/L	1.29	0.62%
As 188.979†	550.2	0.4328	mg/L	0.00649	0.8657	mg/L	0.01298	1.50%
B 249.677†	62.4	0.04593	mg/L	0.003070	0.09186	mg/L	0.006139	6.68%
Ba 233.527†	1769.6	0.3016	mg/L	0.00076	0.6032	mg/L	0.00152	0.25%
Be 313.042†	660.0	0.00143	mg/L	0.000009	0.00287	mg/L	0.000018	0.62%
Ca 317.933†	476761.4	46.04	mg/L	0.527	92.08	mg/L	1.055	1.15%
Cd 228.802†	193.4	0.00161	mg/L	0.000111	0.00321	mg/L	0.000223	6.93%
Co 228.616†	5117.7	0.08078	mg/L	0.001011	0.1616	mg/L	0.00202	1.25%
Cr 267.716†	1184.9	0.2839	mg/L	0.00048	0.5677	mg/L	0.00097	0.17%
Cu 324.752†	158427.7	0.7346	mg/L	0.00254	1.469	mg/L	0.0051	0.35%
Fe 273.955†	224019.6	180.5	mg/L	0.85	361.0	mg/L	1.69	0.47%
K 766.490†	12758.9	9.347	mg/L	0.1005	18.69	mg/L	0.201	1.07%
Mg 279.077†	74347.0	59.19	mg/L	0.515	118.4	mg/L	1.03	0.87%
Mn 257.610†	59961.5	2.045	mg/L	0.0067	4.091	mg/L	0.0134	0.33%
Mo 202.031†	403.1	0.06718	mg/L	0.001744	0.1344	mg/L	0.00349	2.60%
Na 589.592†	7382.9	3.574	mg/L	0.0172	7.149	mg/L	0.0343	0.48%
Na 330.237†	60.6	3.008	mg/L	0.1309	6.017	mg/L	0.2618	4.35%
Ni 231.604†	313.7	0.2527	mg/L	0.00434	0.5053	mg/L	0.00868	1.72%
Pb 220.353†	2481.8	0.3692	mg/L	0.00381	0.7383	mg/L	0.00763	1.03%
Sb 206.836†	123.9	0.07133	mg/L	0.001877	0.1427	mg/L	0.00375	2.63%
Se 196.026†	-85.3	-0.02510	mg/L	0.006982	-0.05019	mg/L	0.013964	27.82%
Si 288.158†	12771.4	7.327	mg/L	0.0408	14.65	mg/L	0.082	0.56%
Sn 189.927†	115.6	0.02870	mg/L	0.000641	0.05740	mg/L	0.001283	2.23%
Sr 421.552†	76995.5	0.2477	mg/L	0.00278	0.4953	mg/L	0.00556	1.12%
Ti 334.903†	130700.2	6.229	mg/L	0.0578	12.46	mg/L	0.116	0.93%
Tl 190.801†	-15.9	-0.01900	mg/L	0.001692	-0.03801	mg/L	0.003385	8.91%
V 292.402†	42880.0	0.3411	mg/L	0.00182	0.6822	mg/L	0.00365	0.53%
Zn 206.200†	1806.0	1.693	mg/L	0.0049	3.385	mg/L	0.0097	0.29%

Sequence No.: 44
Sample ID: LS71 A SWC
Analyst: BLW
Initial Sample Wt:
Dilution: 2X

Autosampler Location: 61
Date Collected: 10/9/2007 7:19:19 PM
Data Type: Original
Initial Sample Vol:
Sample Prep Vol:

Nebulizer Parameters: LS71 A SWC

Analyte	Back Pressure	Flow
All	158.0 kPa	0.50 L/min

Mean Data: LS71 A SWC

Analyte	Mean Corrected Intensity	Calib Conc.	Calib Units	Calib Std.Dev.	Sample Conc.	Sample Units	Sample Std.Dev.	RSD
ScA 357.253	1830262.0	102.6	%	0.20				0.19%
ScR 361.383	159003.7	108.4	%	1.33				1.22%
Ag 328.068†	-969.1	-0.00003	mg/L	0.000031	-0.00006	mg/L	0.000062	98.18%
Al 308.215†	172512.9	102.8	mg/L	0.46	205.6	mg/L	0.91	0.44%
As 188.979†	594.7	0.4701	mg/L	0.00629	0.9402	mg/L	0.01258	1.34%
B 249.677†	62.0	0.04549	mg/L	0.002116	0.09098	mg/L	0.004231	4.65%
Ba 233.527†	1780.9	0.3037	mg/L	0.00362	0.6074	mg/L	0.00724	1.19%
Be 313.042†	735.8	0.00171	mg/L	0.000064	0.00341	mg/L	0.000128	3.75%
Ca 317.933†	558049.5	53.89	mg/L	0.094	107.8	mg/L	0.19	0.17%
Cd 228.802†	188.9	0.00125	mg/L	0.000125	0.00251	mg/L	0.000250	9.98%
Co 228.616†	5020.0	0.07907	mg/L	0.000167	0.1581	mg/L	0.00033	0.21%
Cr 267.716†	1163.8	0.2788	mg/L	0.00198	0.5576	mg/L	0.00397	0.71%
Cu 324.752†	174155.1	0.8057	mg/L	0.00037	1.611	mg/L	0.0007	0.05%
Fe 273.955†	220029.4	177.3	mg/L	0.28	354.6	mg/L	0.56	0.16%
K 766.490†	12393.6	9.080	mg/L	0.0769	18.16	mg/L	0.154	0.85%
Mg 279.077†	74862.4	59.60	mg/L	0.091	119.2	mg/L	0.18	0.15%
Mn 257.610†	61247.4	2.089	mg/L	0.0065	4.178	mg/L	0.0131	0.31%
Mo 202.031†	389.0	0.06468	mg/L	0.000577	0.1294	mg/L	0.00115	0.89%
Na 589.592†	7634.0	3.696	mg/L	0.0030	7.392	mg/L	0.0059	0.08%
Na 330.237†	70.0	3.419	mg/L	0.2558	6.838	mg/L	0.5117	7.48%
Ni 231.604†	316.0	0.2546	mg/L	0.00457	0.5091	mg/L	0.00914	1.80%
Pb 220.353†	2546.7	0.3784	mg/L	0.00101	0.7567	mg/L	0.00203	0.27%
Sb 206.836†	144.0	0.08073	mg/L	0.002433	0.1615	mg/L	0.00487	3.01%
Se 196.026†	-90.2	-0.02920	mg/L	0.008510	-0.05840	mg/L	0.017020	29.14%
Si 288.158†	12162.2	6.978	mg/L	0.1421	13.96	mg/L	0.284	2.04%
Sn 189.927†	101.1	0.02478	mg/L	0.001074	0.04957	mg/L	0.002148	4.33%
Sr 421.552†	98954.3	0.3189	mg/L	0.00292	0.6378	mg/L	0.00585	0.92%
Ti 334.903†	129919.6	6.192	mg/L	0.0177	12.38	mg/L	0.035	0.29%
Tl 190.801†	-13.1	-0.01766	mg/L	0.001835	-0.03532	mg/L	0.003669	10.39%
V 292.402†	42847.7	0.3411	mg/L	0.00031	0.6821	mg/L	0.00062	0.09%
Zn 206.200†	1704.6	1.598	mg/L	0.0190	3.196	mg/L	0.0380	1.19%

Sequence No.: 45
Sample ID: LS71 ASPK SWC
Analyst: BLW
Initial Sample Wt:
Dilution: 2X

Autosampler Location: 62
Date Collected: 10/9/2007 7:25:40 PM
Data Type: Original
Initial Sample Vol:
Sample Prep Vol:

Nebulizer Parameters: LS71 ASPK SWC

Analyte	Back Pressure	Flow
All	158.0 kPa	0.50 L/min

Mean Data: LS71 ASPK SWC

Analyte	Mean Corrected Intensity	Calib Conc.	Calib Units	Std.Dev.	Sample Conc.	Sample Units	Std.Dev.	RSD
ScA 357.253	1842946.0	103.3	%	0.18				0.17%
ScR 361.383	159949.1	109.1	%	0.67				0.61%
Ag 328.068†	80140.9	0.5008	mg/L	0.00217	1.002	mg/L	0.0043	0.43%
Al 308.215†	189898.7	113.2	mg/L	0.38	226.3	mg/L	0.77	0.34%
As 188.979†	3155.4	2.631	mg/L	0.0080	5.262	mg/L	0.0161	0.31%
B 249.677†	67.2	0.04846	mg/L	0.002056	0.09691	mg/L	0.004112	4.24%
Ba 233.527†	12345.8	2.144	mg/L	0.0147	4.288	mg/L	0.0295	0.69%
Be 313.042†	137625.9	0.4907	mg/L	0.00192	0.9814	mg/L	0.00385	0.39%
Ca 317.933†	684604.3	66.11	mg/L	0.260	132.2	mg/L	0.52	0.39%
Cd 228.802†	20285.3	0.4668	mg/L	0.00070	0.9337	mg/L	0.00140	0.15%
Co 228.616†	29371.9	0.5364	mg/L	0.00080	1.073	mg/L	0.0016	0.15%
Cr 267.716†	3221.4	0.7665	mg/L	0.00819	1.533	mg/L	0.0164	1.07%
Cu 324.752†	352564.7	1.618	mg/L	0.0012	3.235	mg/L	0.0024	0.08%
Fe 273.955†	246573.0	198.7	mg/L	0.53	397.4	mg/L	1.06	0.27%
K 766.490†	26330.4	19.29	mg/L	0.061	38.58	mg/L	0.122	0.32%
Mg 279.077†	87850.8	69.95	mg/L	0.186	139.9	mg/L	0.37	0.27%
Mn 257.610†	76625.0	2.615	mg/L	0.0087	5.230	mg/L	0.0175	0.33%
Mo 202.031†	554.1	0.09077	mg/L	0.000781	0.1815	mg/L	0.00156	0.86%
Na 589.592†	28753.0	13.92	mg/L	0.086	27.84	mg/L	0.171	0.62%
Na 330.237†	319.3	13.50	mg/L	0.276	26.99	mg/L	0.552	2.04%
Ni 231.604†	882.2	0.7103	mg/L	0.00588	1.421	mg/L	0.0118	0.83%
Pb 220.353†	16631.5	2.373	mg/L	0.0047	4.746	mg/L	0.0094	0.20%
Sb 206.836†	201.1	0.1022	mg/L	0.00412	0.2045	mg/L	0.00825	4.03%
Se 196.026†	2039.3	1.864	mg/L	0.0141	3.729	mg/L	0.0282	0.76%
Si 288.158†	8080.3	4.636	mg/L	0.0465	9.273	mg/L	0.0929	1.00%
Sn 189.927†	135.5	0.03441	mg/L	0.001511	0.06883	mg/L	0.003023	4.39%
Sr 421.552†	246341.5	0.7965	mg/L	0.00479	1.593	mg/L	0.0096	0.60%
Ti 334.903†	124994.2	5.957	mg/L	0.0189	11.91	mg/L	0.038	0.32%
Tl 190.801†	3748.4	1.765	mg/L	0.0030	3.529	mg/L	0.0060	0.17%
V 292.402†	101057.6	0.8292	mg/L	0.00394	1.658	mg/L	0.0079	0.47%
Zn 206.200†	3051.4	2.859	mg/L	0.0216	5.719	mg/L	0.0431	0.75%

16 3%

Sequence No.: 46
Sample ID: LS71 MBSPK SWC
Analyst: BLW
Initial Sample Wt:
Dilution: 2X

Autosampler Location: 63
Date Collected: 10/9/2007 7:32:05 PM
Data Type: Original
Initial Sample Vol:
Sample Prep Vol:

Nebulizer Parameters: LS71 MBSPK SWC

Analyte	Back Pressure	Flow
All	158.0 kPa	0.50 L/min

Mean Data: LS71 MBSPK SWC

Analyte	Mean Corrected Intensity	Calib Conc.	Calib Units	Calib Std.Dev.	Sample Conc.	Sample Units	Sample Std.Dev.	RSD
ScA 357.253	1820604.8	102.0	%	0.34				0.33%
ScR 361.383	155096.4	105.7	%	0.38				0.36%
Ag 328.068†	80119.4	0.4941	mg/L	0.00123	0.9882	mg/L	0.00246	0.25%
Al 308.215†	3246.5	1.928	mg/L	0.0114	3.857	mg/L	0.0228	0.59%
As 188.979†	2325.6	1.964	mg/L	0.0157	3.928	mg/L	0.0313	0.80%
B 249.677†	5.3	0.00132	mg/L	0.000971	0.00264	mg/L	0.001942	73.63%
Ba 233.527†	10575.3	1.843	mg/L	0.0112	3.686	mg/L	0.0224	0.61%
Be 313.042†	137756.4	0.4921	mg/L	0.00335	0.9842	mg/L	0.00669	0.68%
Ca 317.933†	101243.0	9.777	mg/L	0.0645	19.55	mg/L	0.129	0.66%
Cd 228.802†	20341.9	0.4727	mg/L	0.00307	0.9455	mg/L	0.00615	0.65%
Co 228.616†	24928.4	0.4680	mg/L	0.00214	0.9360	mg/L	0.00427	0.46%
Cr 267.716†	2021.3	0.4787	mg/L	0.00242	0.9575	mg/L	0.00483	0.50%
Cu 324.752†	108810.9	0.4941	mg/L	0.00200	0.9882	mg/L	0.00401	0.41%
Fe 273.955†	2422.8	1.951	mg/L	0.0068	3.901	mg/L	0.0136	0.35%
K 766.490†	13321.6	9.760	mg/L	0.0485	19.52	mg/L	0.097	0.50%
Mg 279.077†	12597.1	10.04	mg/L	0.041	20.08	mg/L	0.081	0.40%
Mn 257.610†	14387.7	0.4919	mg/L	0.00040	0.9837	mg/L	0.00081	0.08%
Mo 202.031†	29.7	0.00442	mg/L	0.000675	0.00885	mg/L	0.001351	15.26%
Na 589.592†	20073.8	9.718	mg/L	0.0467	19.44	mg/L	0.093	0.48%
Na 330.237†	229.8	9.656	mg/L	0.2668	19.31	mg/L	0.534	2.76%
Ni 231.604†	602.4	0.4848	mg/L	0.00399	0.9697	mg/L	0.00798	0.82%
Pb 220.353†	13665.8	1.934	mg/L	0.0075	3.869	mg/L	0.0149	0.39%
Sb 206.836†	8.6	-0.00093	mg/L	0.001537	-0.00187	mg/L	0.003075	164.84%
Se 196.026†	2151.2	1.908	mg/L	0.0148	3.816	mg/L	0.0296	0.78%
Si 288.158†	1.9	0.00140	mg/L	0.001352	0.00281	mg/L	0.002704	96.31%
Sn 189.927†	-11.1	-0.00266	mg/L	0.000936	-0.00532	mg/L	0.001872	35.18%
Sr 421.552†	145273.2	0.4709	mg/L	0.00303	0.9418	mg/L	0.00607	0.64%
Ti 334.903†	68.3	0.00312	mg/L	0.000761	0.00623	mg/L	0.001522	24.43%
Tl 190.801†	3956.1	1.875	mg/L	0.0094	3.749	mg/L	0.0188	0.50%
V 292.402†	57427.0	0.4827	mg/L	0.00180	0.9655	mg/L	0.00359	0.37%
Zn 206.200†	525.5	0.4924	mg/L	0.00248	0.9848	mg/L	0.00496	0.50%

Sequence No.: 47
Sample ID: CV
Analyst: BLW
Initial Sample Wt:
Dilution: 1X

Autosampler Location: 7
Date Collected: 10/9/2007 7:38:40 PM
Data Type: Original
Initial Sample Vol:
Sample Prep Vol:

Nebulizer Parameters: CV

Analyte	Back Pressure	Flow
All	158.0 kPa	0.50 L/min

Mean Data: CV

Analyte	Mean Corrected Intensity	Calib Conc.	Calib Units	Std.Dev.	Sample Conc.	Sample Units	Std.Dev.	RSD
ScA 357.253	1762084.5	98.74	%	0.348				0.35%
ScR 361.383	151994.7	103.6	%	0.54				0.52%
Ag 328.068†	162115.1	0.9997	mg/L	0.00184	0.9997	mg/L	0.00184	0.18%
Al 308.215†	3258.6	1.904	mg/L	0.0055	1.904	mg/L	0.0055	0.29%
As 188.979†	2328.4	1.965	mg/L	0.0120	1.965	mg/L	0.0120	0.61%
B 249.677†	1884.1	0.9410	mg/L	0.00469	0.9410	mg/L	0.00469	0.50%
Ba 233.527†	5411.2	0.9430	mg/L	0.00100	0.9430	mg/L	0.00100	0.11%
Be 313.042†	272046.0	0.9717	mg/L	0.00278	0.9717	mg/L	0.00278	0.29%
Ca 317.933†	20794.6	2.008	mg/L	0.0054	2.008	mg/L	0.0054	0.27%
Cd 228.802†	41083.0	0.9678	mg/L	0.00398	0.9678	mg/L	0.00398	0.41%
Co 228.616†	50529.4	0.9481	mg/L	0.00286	0.9481	mg/L	0.00286	0.30%
Cr 267.716†	3980.1	0.9426	mg/L	0.00060	0.9426	mg/L	0.00060	0.06%
Cu 324.752†	229426.8	1.041	mg/L	0.0027	1.041	mg/L	0.0027	0.26%
Fe 273.955†	2418.4	1.945	mg/L	0.0009	1.945	mg/L	0.0009	0.04%
K 766.490†	27006.7	19.79	mg/L	0.219	19.79	mg/L	0.219	1.11%
Mg 279.077†	2476.2	1.977	mg/L	0.0069	1.977	mg/L	0.0069	0.35%
Mn 257.610†	28401.2	0.9702	mg/L	0.00323	0.9702	mg/L	0.00323	0.33%
Mo 202.031†	5898.5	0.9294	mg/L	0.00463	0.9294	mg/L	0.00463	0.50%
Na 589.592†	99897.7	48.36	mg/L	0.216	48.36	mg/L	0.216	0.45%
Na 330.237†	1132.0	48.70	mg/L	0.646	48.70	mg/L	0.646	1.33%
Ni 231.604†	1191.0	0.9608	mg/L	0.00226	0.9608	mg/L	0.00226	0.24%
Pb 220.353†	14001.7	1.982	mg/L	0.0035	1.982	mg/L	0.0035	0.17%
Sb 206.836†	4120.6	1.936	mg/L	0.0104	1.936	mg/L	0.0104	0.53%
Se 196.026†	2116.7	1.876	mg/L	0.0164	1.876	mg/L	0.0164	0.87%
Si 288.158†	3523.7	2.024	mg/L	0.0040	2.024	mg/L	0.0040	0.20%
Sn 189.927†	2922.0	0.8733	mg/L	0.00521	0.8733	mg/L	0.00521	0.60%
Sr 421.552†	292334.4	0.9477	mg/L	0.00676	0.9477	mg/L	0.00676	0.71%
Ti 334.903†	20243.4	0.9639	mg/L	0.00227	0.9639	mg/L	0.00227	0.24%
Tl 190.801†	4039.0	1.907	mg/L	0.0111	1.907	mg/L	0.0111	0.58%
V 292.402†	115978.4	0.9792	mg/L	0.00155	0.9792	mg/L	0.00155	0.16%
Zn 206.200†	1065.1	0.9970	mg/L	0.00394	0.9970	mg/L	0.00394	0.40%

Sequence No.: 48
Sample ID: CB
Analyst: BLW
Initial Sample Wt:
Dilution: 1X

Autosampler Location: 1
Date Collected: 10/9/2007 7:45:14 PM
Data Type: Original
Initial Sample Vol:
Sample Prep Vol:

Nebulizer Parameters: CB

Analyte	Back Pressure	Flow
All	158.0 kPa	0.50 L/min

Mean Data: CB

Analyte	Mean Corrected Intensity	Calib Conc.	Calib Units	Std.Dev.	Sample Conc.	Sample Units	Std.Dev.	RSD
ScA 357.253	1770668.8	99.22	%	0.362				0.37%
ScR 361.383	149612.5	102.0	%	0.56				0.55%
Ag 328.068†	123.8	0.00076	mg/L	0.000575	0.00076	mg/L	0.000575	75.36%
Al 308.215†	19.2	0.01142	mg/L	0.011664	0.01142	mg/L	0.011664	102.12%
As 188.979†	4.6	0.00387	mg/L	0.003701	0.00387	mg/L	0.003701	95.58%
B 249.677†	13.2	0.00661	mg/L	0.002608	0.00661	mg/L	0.002608	39.44%
Ba 233.527†	3.8	0.00067	mg/L	0.000855	0.00067	mg/L	0.000855	127.52%
Be 313.042†	22.1	0.00008	mg/L	0.000024	0.00008	mg/L	0.000024	30.20%
Ca 317.933†	34.1	0.00329	mg/L	0.001083	0.00329	mg/L	0.001083	32.90%
Cd 228.802†	11.0	0.00024	mg/L	0.000093	0.00024	mg/L	0.000093	38.97%
Co 228.616†	3.9	0.00007	mg/L	0.000098	0.00007	mg/L	0.000098	134.34%
Cr 267.716†	2.7	0.00064	mg/L	0.000528	0.00064	mg/L	0.000528	82.14%
Cu 324.752†	136.7	0.00062	mg/L	0.000293	0.00062	mg/L	0.000293	47.30%
Fe 273.955†	-2.1	-0.00167	mg/L	0.002113	-0.00167	mg/L	0.002113	126.17%
K 766.490†	41.1	0.03008	mg/L	0.033239	0.03008	mg/L	0.033239	110.52%
Mg 279.077†	2.6	0.00205	mg/L	0.017144	0.00205	mg/L	0.017144	837.01%
Mn 257.610†	2.4	0.00008	mg/L	0.000208	0.00008	mg/L	0.000208	247.70%
Mo 202.031†	8.1	0.00128	mg/L	0.000599	0.00128	mg/L	0.000599	46.82%
Na 589.592†	74.5	0.03605	mg/L	0.004855	0.03605	mg/L	0.004855	13.47%
Na 330.237†	-3.6	-0.1582	mg/L	0.45650	-0.1582	mg/L	0.45650	288.65%
Ni 231.604†	-1.5	-0.00120	mg/L	0.002848	-0.00120	mg/L	0.002848	236.79%
Pb 220.353†	20.9	0.00296	mg/L	0.000623	0.00296	mg/L	0.000623	21.05%
Sb 206.836†	-1.4	-0.00065	mg/L	0.002233	-0.00065	mg/L	0.002233	344.46%
Se 196.026†	5.7	0.00504	mg/L	0.003975	0.00504	mg/L	0.003975	78.93%
Si 288.158†	-12.0	-0.00687	mg/L	0.013245	-0.00687	mg/L	0.013245	192.81%
Sn 189.927†	5.8	0.00174	mg/L	0.000491	0.00174	mg/L	0.000491	28.19%
Sr 421.552†	-98.8	-0.00032	mg/L	0.000064	-0.00032	mg/L	0.000064	20.05%
Ti 334.903†	14.1	0.00067	mg/L	0.001166	0.00067	mg/L	0.001166	173.90%
Tl 190.801†	16.7	0.00792	mg/L	0.002334	0.00792	mg/L	0.002334	29.49%
V 292.402†	0.4	0.00001	mg/L	0.000086	0.00001	mg/L	0.000086	585.69%
Zn 206.200†	1.0	0.00089	mg/L	0.000727	0.00089	mg/L	0.000727	81.67%

Sequence No.: 49
Sample ID: LR67 MB SWC
Analyst: BLW
Initial Sample Wt:
Dilution: 2X

Autosampler Location: 64
Date Collected: 10/9/2007 7:51:46 PM
Data Type: Original
Initial Sample Vol:
Sample Prep Vol:

Nebulizer Parameters: LR67 MB SWC

Analyte	Back Pressure	Flow
All	158.0 kPa	0.50 L/min

Mean Data: LR67 MB SWC

Analyte	Mean Corrected Intensity	Calib Conc.	Calib Units	Calib Std.Dev.	Sample Conc.	Sample Units	Sample Std.Dev.	Sample RSD
ScA 357.253	1780323.1	99.76	%	0.767				0.77%
ScR 361.383	147406.8	100.5	%	0.59				0.59%
Ag 328.068†	53.4	0.00033	mg/L	0.000255	0.00066	mg/L	0.000510	77.44%
Al 308.215†	14.6	0.00871	mg/L	0.011981	0.01742	mg/L	0.023963	137.59%
As 188.979†	5.9	0.00498	mg/L	0.005386	0.00995	mg/L	0.010772	108.22%
B 249.677†	1.5	0.00077	mg/L	0.002002	0.00154	mg/L	0.004003	260.57%
Ba 233.527†	-0.3	-0.00005	mg/L	0.000603	-0.00011	mg/L	0.001205	>999.9%
Be 313.042†	49.4	0.00018	mg/L	0.000139	0.00035	mg/L	0.000277	78.33%
Ca 317.933†	143.1	0.01382	mg/L	0.001125	0.02764	mg/L	0.002249	8.14%
Cd 228.802†	9.0	0.00018	mg/L	0.000038	0.00036	mg/L	0.000075	20.63%
Co 228.616†	-12.3	-0.00023	mg/L	0.000200	-0.00046	mg/L	0.000400	86.53%
Cr 267.716†	0.8	0.00018	mg/L	0.001393	0.00036	mg/L	0.002786	783.57%
Cu 324.752†	119.9	0.00054	mg/L	0.000079	0.00109	mg/L	0.000159	14.61%
Fe 273.955†	6.5	0.00521	mg/L	0.002550	0.01042	mg/L	0.005101	48.94%
K 766.490†	8.2	0.00601	mg/L	0.045091	0.01202	mg/L	0.090182	750.58%
Mg 279.077†	20.3	0.01621	mg/L	0.009500	0.03242	mg/L	0.019000	58.60%
Mn 257.610†	4.1	0.00014	mg/L	0.000252	0.00028	mg/L	0.000505	179.39%
Mo 202.031†	5.2	0.00081	mg/L	0.000849	0.00163	mg/L	0.001699	104.23%
Na 589.592†	80.5	0.03897	mg/L	0.010853	0.07793	mg/L	0.021706	27.85%
Na 330.237†	-4.7	-0.2052	mg/L	0.64182	-0.4103	mg/L	1.28364	312.84%
Ni 231.604†	-3.5	-0.00280	mg/L	0.002220	-0.00561	mg/L	0.004440	79.21%
Pb 220.353†	5.9	0.00083	mg/L	0.001009	0.00166	mg/L	0.002019	121.32%
Sb 206.836†	-5.3	-0.00247	mg/L	0.002717	-0.00495	mg/L	0.005435	109.86%
Se 196.026†	-2.4	-0.00210	mg/L	0.001404	-0.00419	mg/L	0.002809	66.99%
Si 288.158†	32.4	0.01857	mg/L	0.008427	0.03715	mg/L	0.016855	45.37%
Sn 189.927†	5.1	0.00152	mg/L	0.000564	0.00305	mg/L	0.001128	37.03%
Sr 421.552†	-91.9	-0.00030	mg/L	0.000212	-0.00060	mg/L	0.000423	71.02%
Ti 334.903†	3.7	0.00018	mg/L	0.001599	0.00036	mg/L	0.003198	899.44%
Tl 190.801†	5.1	0.00244	mg/L	0.001790	0.00489	mg/L	0.003580	73.26%
V 292.402†	-8.5	-0.00007	mg/L	0.000391	-0.00013	mg/L	0.000781	595.50%
Zn 206.200†	2.9	0.00276	mg/L	0.001608	0.00552	mg/L	0.003215	58.29%

Sequence No.: 50
Sample ID: LR67 C SWC
Analyst: BLW
Initial Sample Wt:
Dilution: 2X

Autosampler Location: 65
Date Collected: 10/9/2007 7:58:21 PM
Data Type: Original
Initial Sample Vol:
Sample Prep Vol:

Nebulizer Parameters: LR67 C SWC

Analyte	Back Pressure	Flow
All	158.0 kPa	0.50 L/min

Mean Data: LR67 C SWC

Analyte	Mean Corrected Intensity	Calib Conc.	Calib Units	Calib Std.Dev.	Sample Conc.	Sample Units	Sample Std.Dev.	RSD
ScA 357.253	1811127.2	101.5	%	0.48				0.48%
ScR 361.383	157708.5	107.5	%	1.18				1.10%
Ag 328.068†	-1138.4	-0.00030	mg/L	0.000357	-0.00061	mg/L	0.000714	117.12%
Al 308.215†	225067.2	134.1	mg/L	0.43	268.3	mg/L	0.87	0.32%
As 188.979†	100.6	0.03919	mg/L	0.005200	0.07839	mg/L	0.010399	13.27%
B 249.677†	27.2	0.02990	mg/L	0.001286	0.05981	mg/L	0.002572	4.30%
Ba 233.527†	1318.4	0.2221	mg/L	0.00260	0.4443	mg/L	0.00521	1.17%
Be 313.042†	913.4	0.00197	mg/L	0.000080	0.00394	mg/L	0.000161	4.08%
Ca 317.933†	778795.2	75.21	mg/L	0.343	150.4	mg/L	0.69	0.46%
Cd 228.802†	37.3	0.00033	mg/L	0.000135	0.00066	mg/L	0.000270	40.93%
Co 228.616†	5060.5	0.07193	mg/L	0.001006	0.1439	mg/L	0.00201	1.40%
Cr 267.716†	1029.4	0.2473	mg/L	0.00206	0.4945	mg/L	0.00413	0.83%
Cu 324.752†	46209.5	0.2263	mg/L	0.00027	0.4527	mg/L	0.00054	0.12%
Fe 273.955†	248209.2	200.0	mg/L	0.68	400.0	mg/L	1.37	0.34%
K 766.490†	8432.9	6.178	mg/L	0.0776	12.36	mg/L	0.155	1.26%
Mg 279.077†	96844.7	77.12	mg/L	1.120	154.2	mg/L	2.24	1.45%
Mn 257.610†	82588.0	2.817	mg/L	0.0401	5.633	mg/L	0.0802	1.42%
Mo 202.031†	25.1	0.00822	mg/L	0.000884	0.01643	mg/L	0.001768	10.76%
Na 589.592†	4770.9	2.310	mg/L	0.0180	4.619	mg/L	0.0360	0.78%
Na 330.237†	19.8	2.560	mg/L	0.3413	5.119	mg/L	0.6826	13.33%
Ni 231.604†	214.6	0.1728	mg/L	0.00301	0.3457	mg/L	0.00601	1.74%
Pb 220.353†	-23.1	0.02314	mg/L	0.000286	0.04628	mg/L	0.000572	1.23%
Sb 206.836†	-32.9	0.00711	mg/L	0.001135	0.01423	mg/L	0.002270	15.96%
Se 196.026†	-103.3	-0.02992	mg/L	0.000235	-0.05984	mg/L	0.000470	0.79%
Si 288.158†	2596.5	1.490	mg/L	0.0200	2.980	mg/L	0.0401	1.35%
Sn 189.927†	-24.4	-0.01167	mg/L	0.001316	-0.02334	mg/L	0.002632	11.28%
Sr 421.552†	77112.1	0.2478	mg/L	0.00097	0.4955	mg/L	0.00193	0.39%
Ti 334.903†	208777.8	9.950	mg/L	0.0346	19.90	mg/L	0.069	0.35%
Tl 190.801†	-8.1	-0.02099	mg/L	0.003789	-0.04198	mg/L	0.007579	18.05%
V 292.402†	58811.7	0.4689	mg/L	0.00197	0.9378	mg/L	0.00394	0.42%
Zn 206.200†	356.6	0.3360	mg/L	0.00145	0.6720	mg/L	0.00289	0.43%

Sequence No.: 51
Sample ID: LR67 E SWC
Analyst: BLW
Initial Sample Wt:
Dilution: 2X

Autosampler Location: 66
Date Collected: 10/9/2007 8:04:59 PM
Data Type: Original
Initial Sample Vol:
Sample Prep Vol:

Nebulizer Parameters: LR67 E SWC

Analyte	Back Pressure	Flow
All	158.0 kPa	0.50 L/min

Mean Data: LR67 E SWC

Analyte	Mean Corrected Intensity	Calib Conc.	Calib Units	Calib Std.Dev.	Sample Conc.	Sample Units	Sample Std.Dev.	RSD
ScA 357.253	1798749.6	100.8	%	0.70				0.70%
ScR 361.383	157755.7	107.6	%	0.67				0.62%
Ag 328.068†	-971.8	-0.00033	mg/L	0.000177	-0.00066	mg/L	0.000354	53.90%
Al 308.215†	202904.4	120.9	mg/L	0.33	241.9	mg/L	0.67	0.28%
As 188.979†	94.8	0.03549	mg/L	0.004336	0.07098	mg/L	0.008673	12.22%
B 249.677†	33.1	0.03026	mg/L	0.001824	0.06052	mg/L	0.003648	6.03%
Ba 233.527†	2346.1	0.4024	mg/L	0.00415	0.8049	mg/L	0.00831	1.03%
Be 313.042†	850.1	0.00181	mg/L	0.000069	0.00363	mg/L	0.000139	3.83%
Ca 317.933†	925098.4	89.34	mg/L	0.253	178.7	mg/L	0.51	0.28%
Cd 228.802†	36.2	0.00033	mg/L	0.000050	0.00066	mg/L	0.000099	15.07%
Co 228.616†	4601.9	0.06346	mg/L	0.001217	0.1269	mg/L	0.00243	1.92%
Cr 267.716†	890.4	0.2138	mg/L	0.00257	0.4276	mg/L	0.00514	1.20%
Cu 324.752†	34006.9	0.1680	mg/L	0.00020	0.3359	mg/L	0.00041	0.12%
Fe 273.955†	209181.2	168.6	mg/L	0.35	337.1	mg/L	0.70	0.21%
K 766.490†	8770.8	6.426	mg/L	0.0432	12.85	mg/L	0.086	0.67%
Mg 279.077†	83792.3	66.73	mg/L	0.762	133.5	mg/L	1.52	1.14%
Mn 257.610†	71487.2	2.438	mg/L	0.0246	4.876	mg/L	0.0492	1.01%
Mo 202.031†	36.7	0.00894	mg/L	0.000071	0.01789	mg/L	0.000142	0.80%
Na 589.592†	5322.3	2.577	mg/L	0.0378	5.153	mg/L	0.0756	1.47%
Na 330.237†	20.2	2.512	mg/L	0.5542	5.024	mg/L	1.1084	22.06%
Ni 231.604†	174.2	0.1402	mg/L	0.00376	0.2804	mg/L	0.00752	2.68%
Pb 220.353†	-26.0	0.02101	mg/L	0.000557	0.04203	mg/L	0.001113	2.65%
Sb 206.836†	-32.9	0.00783	mg/L	0.003055	0.01566	mg/L	0.006109	39.01%
Se 196.026†	-99.0	-0.03180	mg/L	0.008313	-0.06359	mg/L	0.016627	26.15%
Si 288.158†	3174.5	1.821	mg/L	0.0006	3.643	mg/L	0.0012	0.03%
Sn 189.927†	-26.0	-0.01026	mg/L	0.001655	-0.02052	mg/L	0.003309	16.13%
Sr 421.552†	88014.4	0.2835	mg/L	0.00035	0.5669	mg/L	0.00069	0.12%
Ti 334.903†	212199.8	10.11	mg/L	0.035	20.23	mg/L	0.071	0.35%
Tl 190.801†	-10.4	-0.02155	mg/L	0.004248	-0.04309	mg/L	0.008495	19.71%
V 292.402†	54919.8	0.4385	mg/L	0.00075	0.8769	mg/L	0.00150	0.17%
Zn 206.200†	314.2	0.2967	mg/L	0.00432	0.5933	mg/L	0.00863	1.45%

Sequence No.: 52
Sample ID: LR71 E SWC
Analyst: BLW
Initial Sample Wt:
Dilution: 2X

Autosampler Location: 67
Date Collected: 10/9/2007 8:11:36 PM
Data Type: Original
Initial Sample Vol:
Sample Prep Vol:

Nebulizer Parameters: LR71 E SWC

Analyte	Back Pressure	Flow
All	158.0 kPa	0.50 L/min

Mean Data: LR71 E SWC

Analyte	Mean Corrected Intensity	Calib Conc.	Calib Units	Std.Dev.	Sample Conc.	Sample Units	Std.Dev.	RSD
ScA 357.253	1816663.3	101.8	%	0.52				0.52%
ScR 361.383	157406.2	107.3	%	0.42				0.39%
Ag 328.068†	-569.9	-0.00043	mg/L	0.000603	-0.00085	mg/L	0.001205	141.57%
Al 308.215†	100399.5	59.84	mg/L	0.291	119.7	mg/L	0.58	0.49%
As 188.979†	78.8	0.04305	mg/L	0.005684	0.08611	mg/L	0.011368	13.20%
B 249.677†	134.7	0.07491	mg/L	0.002489	0.1498	mg/L	0.00498	3.32%
Ba 233.527†	917.2	0.1563	mg/L	0.00078	0.3127	mg/L	0.00155	0.50%
Be 313.042†	371.0	0.00076	mg/L	0.000127	0.00152	mg/L	0.000255	16.76%
Ca 317.933†	850683.9	82.15	mg/L	0.296	164.3	mg/L	0.59	0.36%
Cd 228.802†	161.9	0.00344	mg/L	0.000323	0.00689	mg/L	0.000645	9.37%
Co 228.616†	1855.4	0.02452	mg/L	0.002882	0.04905	mg/L	0.005765	11.75%
Cr 267.716†	570.0	0.1366	mg/L	0.00095	0.2732	mg/L	0.00191	0.70%
Cu 324.752†	67986.4	0.3162	mg/L	0.00484	0.6324	mg/L	0.00968	1.53%
Fe 273.955†	114216.0	92.03	mg/L	0.371	184.1	mg/L	0.74	0.40%
K 766.490†	10984.2	8.047	mg/L	0.0569	16.09	mg/L	0.114	0.71%
Mg 279.077†	49465.2	39.39	mg/L	0.240	78.79	mg/L	0.480	0.61%
Mn 257.610†	33568.4	1.145	mg/L	0.0045	2.290	mg/L	0.0091	0.40%
Mo 202.031†	110.1	0.01769	mg/L	0.001111	0.03538	mg/L	0.002222	6.28%
Na 589.592†	78134.3	37.83	mg/L	0.123	75.65	mg/L	0.247	0.33%
Na 330.237†	862.5	37.85	mg/L	0.813	75.69	mg/L	1.627	2.15%
Ni 231.604†	164.1	0.1322	mg/L	0.00258	0.2643	mg/L	0.00515	1.95%
Pb 220.353†	411.3	0.06961	mg/L	0.006363	0.1392	mg/L	0.01273	9.14%
Sb 206.836†	-14.5	0.00298	mg/L	0.000482	0.00596	mg/L	0.000965	16.19%
Se 196.026†	-54.7	-0.01537	mg/L	0.008051	-0.03075	mg/L	0.016101	52.37%
Si 288.158†	5138.9	2.948	mg/L	0.0392	5.897	mg/L	0.0784	1.33%
Sn 189.927†	85.3	0.02472	mg/L	0.001837	0.04943	mg/L	0.003674	7.43%
Sr 421.552†	164840.6	0.5334	mg/L	0.00212	1.067	mg/L	0.0042	0.40%
Ti 334.903†	92709.8	4.419	mg/L	0.0173	8.837	mg/L	0.0347	0.39%
Tl 190.801†	-4.8	-0.00971	mg/L	0.002485	-0.01941	mg/L	0.004970	25.60%
V 292.402†	25611.3	0.2040	mg/L	0.00358	0.4080	mg/L	0.00717	1.76%
Zn 206.200†	293.5	0.2772	mg/L	0.00109	0.5543	mg/L	0.00218	0.39%

Sequence No.: 53
Sample ID: LR71 F SWC
Analyst: BLW
Initial Sample Wt:
Dilution: 2X

Autosampler Location: 68
Date Collected: 10/9/2007 8:18:27 PM
Data Type: Original
Initial Sample Vol:
Sample Prep Vol:

Nebulizer Parameters: LR71 F SWC

Analyte	Back Pressure	Flow
All	158.0 kPa	0.50 L/min

Mean Data: LR71 F SWC

Analyte	Mean Corrected Intensity	Calib Conc.	Calib Units	Std.Dev.	Sample Conc.	Sample Units	Std.Dev.	RSD
ScA 357.253	1839308.3	103.1	%	0.61				0.59%
ScR 361.383	157026.1	107.1	%	1.14				1.07%
Ag 328.068†	-470.6	-0.00013	mg/L	0.000208	-0.00026	mg/L	0.000416	161.44%
Al 308.215†	90219.7	53.77	mg/L	0.117	107.5	mg/L	0.23	0.22%
As 188.979†	59.1	0.02992	mg/L	0.001873	0.05984	mg/L	0.003745	6.26%
B 249.677†	258.8	0.1362	mg/L	0.00454	0.2725	mg/L	0.00908	3.33%
Ba 233.527†	1360.6	0.2340	mg/L	0.00204	0.4680	mg/L	0.00409	0.87%
Be 313.042†	338.3	0.00068	mg/L	0.000066	0.00136	mg/L	0.000132	9.70%
Ca 317.933†	345565.1	33.37	mg/L	0.175	66.74	mg/L	0.350	0.52%
Cd 228.802†	162.0	0.00355	mg/L	0.000074	0.00711	mg/L	0.000148	2.08%
Co 228.616†	1786.6	0.02254	mg/L	0.000383	0.04508	mg/L	0.000766	1.70%
Cr 267.716†	709.5	0.1695	mg/L	0.00119	0.3389	mg/L	0.00239	0.70%
Cu 324.752†	53582.1	0.2498	mg/L	0.00180	0.4997	mg/L	0.00359	0.72%
Fe 273.955†	102525.1	82.61	mg/L	0.307	165.2	mg/L	0.61	0.37%
K 766.490†	10706.4	7.844	mg/L	0.0251	15.69	mg/L	0.050	0.32%
Mg 279.077†	42609.0	33.93	mg/L	0.155	67.86	mg/L	0.311	0.46%
Mn 257.610†	32985.8	1.125	mg/L	0.0039	2.250	mg/L	0.0077	0.34%
Mo 202.031†	244.0	0.04004	mg/L	0.000951	0.08009	mg/L	0.001903	2.38%
Na 589.592†	88514.1	42.85	mg/L	0.325	85.70	mg/L	0.650	0.76%
Na 330.237†	981.1	43.24	mg/L	0.758	86.49	mg/L	1.516	1.75%
Ni 231.604†	153.9	0.1239	mg/L	0.00206	0.2478	mg/L	0.00411	1.66%
Pb 220.353†	1136.3	0.1712	mg/L	0.00167	0.3423	mg/L	0.00334	0.97%
Sb 206.836†	-21.0	0.00020	mg/L	0.001648	0.00040	mg/L	0.003296	829.16%
Se 196.026†	-51.2	-0.01998	mg/L	0.002127	-0.03996	mg/L	0.004253	10.64%
Si 288.158†	3370.5	1.934	mg/L	0.0229	3.868	mg/L	0.0458	1.18%
Sn 189.927†	19.1	0.00429	mg/L	0.000087	0.00858	mg/L	0.000174	2.03%
Sr 421.552†	69364.4	0.2240	mg/L	0.00025	0.4479	mg/L	0.00050	0.11%
Ti 334.903†	101538.2	4.839	mg/L	0.0194	9.679	mg/L	0.0389	0.40%
Tl 190.801†	-1.2	-0.00832	mg/L	0.003477	-0.01663	mg/L	0.006953	41.81%
V 292.402†	23323.8	0.1856	mg/L	0.00124	0.3713	mg/L	0.00249	0.67%
Zn 206.200†	342.3	0.3215	mg/L	0.00042	0.6430	mg/L	0.00084	0.13%

Sequence No.: 54
Sample ID: LR71 H SWC
Analyst: BLW
Initial Sample Wt:
Dilution: 2X

Autosampler Location: 69
Date Collected: 10/9/2007 8:25:01 PM
Data Type: Original
Initial Sample Vol:
Sample Prep Vol:

Nebulizer Parameters: LR71 H SWC

Analyte	Back Pressure	Flow
All	159.0 kPa	0.50 L/min

RERUN

Mean Data: LR71 H SWC

Analyte	Mean Corrected Intensity	Calib Conc.	Calib Units	Std.Dev.	Sample Conc.	Sample Units	Std.Dev.	RSD
ScA 357.253	1821661.3	102.1	%	0.82				0.80%
ScR 361.383	156326.7	106.6	%	0.68				0.63%
Ag 328.068†	-2042.1	0.00110	mg/L	0.000260	0.00220	mg/L	0.000519	23.64%
Al 308.215†	145639.3	86.80	mg/L	0.165	173.6	mg/L	0.33	0.19%
As 188.979†	174.5	0.1180	mg/L	0.00331	0.2360	mg/L	0.00663	2.81%
B 249.677†	348.4	0.2082	mg/L	0.00339	0.4164	mg/L	0.00678	1.63%
Ba 233.527†	1717.6	0.2840	mg/L	0.00300	0.5681	mg/L	0.00600	1.06%
Be 313.042†	450.1	0.00066	mg/L	0.000046	0.00133	mg/L	0.000092	6.94%
Ca 317.933†	454785.8	43.92	mg/L	0.131	87.84	mg/L	0.262	0.30%
Cd 228.802†	108.4	0.00166	mg/L	0.000124	0.00332	mg/L	0.000247	7.44%
Co 228.616†	3946.1	0.05452	mg/L	0.000718	0.1090	mg/L	0.00144	1.32%
Cr 267.716†	1013.7	0.2478	mg/L	0.00376	0.4955	mg/L	0.00751	1.52%
Cu 324.752†	290719.2	~~1.357~~	~~mg/L~~	0.0038	2.714	mg/L	0.0075	0.28%
Fe 273.955†	508769.2	410.0	mg/L	0.90	819.9	mg/L	1.80	0.22%
K 766.490†	16165.7	~~11.84~~	~~mg/L~~	0.061	23.69	mg/L	0.123	0.52%
Mg 279.077†	65694.4	52.21	mg/L	0.156	104.4	mg/L	0.31	0.30%
Mn 257.610†	90348.7	3.085	mg/L	0.0044	6.170	mg/L	0.0089	0.14%
Mo 202.031†	263.1	0.04436	mg/L	0.000736	0.08872	mg/L	0.001471	1.66%
Na 589.592†	84212.0	40.77	mg/L	0.135	81.54	mg/L	0.270	0.33%
Na 330.237†	948.4	41.95	mg/L	0.552	83.89	mg/L	1.105	1.32%
Ni 231.604†	345.5	0.2782	mg/L	0.00476	0.5565	mg/L	0.00953	1.71%
Pb 220.353†	16609.8	2.346	mg/L	0.0201	4.692	mg/L	0.0401	0.86%
Sb 206.836†	65.4	0.04544	mg/L	0.003874	0.09089	mg/L	0.007747	8.52%
Se 196.026†	-131.9	-0.03058	mg/L	0.009896	-0.06117	mg/L	0.019792	32.36%
Si 288.158†	2499.4	1.434	mg/L	0.0062	2.868	mg/L	0.0125	0.43%
Sn 189.927†	312.9	0.07204	mg/L	0.000432	0.1441	mg/L	0.00086	0.60%
Sr 421.552†	127683.2	0.4099	mg/L	0.00053	0.8197	mg/L	0.00106	0.13%
Ti 334.903†	136158.3	6.489	mg/L	0.0162	12.98	mg/L	0.032	0.25%
Tl 190.801†	-42.4	-0.03297	mg/L	0.003924	-0.06594	mg/L	0.007848	11.90%
V 292.402†	43614.3	0.3287	mg/L	0.00075	0.6574	mg/L	0.00151	0.23%
Zn 206.200†	1747.1	1.638	mg/L	0.0172	3.275	mg/L	0.0344	1.05%

Sequence No.: 55
Sample ID: LR71 I SWC
Analyst: BLW
Initial Sample Wt:
Dilution: 2X

Autosampler Location: 70
Date Collected: 10/9/2007 8:31:23 PM
Data Type: Original
Initial Sample Vol:
Sample Prep Vol:

Nebulizer Parameters: LR71 I SWC

Analyte	Back Pressure	Flow
All	158.0 kPa	0.50 L/min

Mean Data: LR71 I SWC

Analyte	Mean Corrected Intensity	Calib Conc.	Calib Units	Std.Dev.	Sample Conc.	Sample Units	Std.Dev.	RSD
ScA 357.253	1811214.5	101.5	%	0.15				0.15%
ScR 361.383	153879.9	104.9	%	0.56				0.54%
Ag 328.068†	-280.9	0.00017	mg/L	0.000245	0.00035	mg/L	0.000491	140.73%
Al 308.215†	65984.8	39.33	mg/L	0.203	78.65	mg/L	0.405	0.52%
As 188.979†	68.3	0.04377	mg/L	0.006364	0.08754	mg/L	0.012727	14.54%
B 249.677†	109.4	0.05939	mg/L	0.003446	0.1188	mg/L	0.00689	5.80%
Ba 233.527†	602.5	0.1028	mg/L	0.00050	0.2057	mg/L	0.00100	0.49%
Be 313.042†	236.3	0.00049	mg/L	0.000055	0.00098	mg/L	0.000111	11.28%
Ca 317.933†	275045.0	26.56	mg/L	0.054	53.12	mg/L	0.109	0.21%
Cd 228.802†	153.8	0.00330	mg/L	0.000104	0.00660	mg/L	0.000209	3.16%
Co 228.616†	1310.5	0.01763	mg/L	0.000099	0.03525	mg/L	0.000197	0.56%
Cr 267.716†	362.5	0.08685	mg/L	0.000486	0.1737	mg/L	0.00097	0.56%
Cu 324.752†	187014.4	0.8533	mg/L	0.00472	1.707	mg/L	0.0094	0.55%
Fe 273.955†	70492.1	56.80	mg/L	0.199	113.6	mg/L	0.40	0.35%
K 766.490†	7896.9	5.785	mg/L	0.0858	11.57	mg/L	0.172	1.48%
Mg 279.077†	29634.9	23.60	mg/L	0.091	47.20	mg/L	0.182	0.39%
Mn 257.610†	22128.2	0.7547	mg/L	0.00202	1.509	mg/L	0.0040	0.27%
Mo 202.031†	147.1	0.02428	mg/L	0.000154	0.04856	mg/L	0.000307	0.63%
Na 589.592†	69021.5	33.42	mg/L	0.163	66.83	mg/L	0.327	0.49%
Na 330.237†	770.9	33.84	mg/L	0.902	67.68	mg/L	1.803	2.66%
Ni 231.604†	80.4	0.06476	mg/L	0.001050	0.1295	mg/L	0.00210	1.62%
Pb 220.353†	1635.6	0.2386	mg/L	0.00103	0.4771	mg/L	0.00207	0.43%
Sb 206.836†	-12.1	0.00108	mg/L	0.001587	0.00215	mg/L	0.003174	147.59%
Se 196.026†	-25.0	-0.00392	mg/L	0.004105	-0.00783	mg/L	0.008211	104.83%
Si 288.158†	3327.5	1.909	mg/L	0.0094	3.818	mg/L	0.0188	0.49%
Sn 189.927†	71.3	0.02034	mg/L	0.000150	0.04067	mg/L	0.000300	0.74%
Sr 421.552†	44609.6	0.1440	mg/L	0.00072	0.2880	mg/L	0.00143	0.50%
Ti 334.903†	63792.1	3.040	mg/L	0.0128	6.081	mg/L	0.0256	0.42%
Tl 190.801†	4.7	-0.00275	mg/L	0.001511	-0.00550	mg/L	0.003021	54.92%
V 292.402†	15718.1	0.1250	mg/L	0.00065	0.2500	mg/L	0.00131	0.52%
Zn 206.200†	219.8	0.2065	mg/L	0.00292	0.4131	mg/L	0.00584	1.41%

Sequence No.: 56
Sample ID: LR71 J SWC
Analyst: BLW
Initial Sample Wt:
Dilution: 2X

Autosampler Location: 71
Date Collected: 10/9/2007 8:37:57 PM
Data Type: Original
Initial Sample Vol:
Sample Prep Vol:

Nebulizer Parameters: LR71 J SWC

Analyte	Back Pressure	Flow
All	159.0 kPa	0.50 L/min

Mean Data: LR71 J SWC

Analyte	Mean Corrected Intensity	Calib Conc.	Calib Units	Std.Dev.	Sample Conc.	Sample Units	Std.Dev.	RSD
ScA 357.253	1801485.8	101.0	%	1.71				1.70%
ScR 361.383	155079.7	105.7	%	0.73				0.69%
Ag 328.068†	-867.7	0.00007	mg/L	0.000561	0.00014	mg/L	0.001123	801.18%
Al 308.215†	159482.8	95.05	mg/L	0.492	190.1	mg/L	0.98	0.52%
As 188.979†	112.0	0.04552	mg/L	0.004562	0.09104	mg/L	0.009124	10.02%
B 249.677†	119.5	0.07300	mg/L	0.002238	0.1460	mg/L	0.00448	3.07%
Ba 233.527†	1606.7	0.2739	mg/L	0.00411	0.5478	mg/L	0.00821	1.50%
Be 313.042†	504.1	0.00084	mg/L	0.000027	0.00168	mg/L	0.000054	3.23%
Ca 317.933†	2940562.3	284.0	mg/L	0.96	567.9	mg/L	1.93	0.34%
Cd 228.802†	116.9	0.00218	mg/L	0.000107	0.00436	mg/L	0.000214	4.91%
Co 228.616†	3106.3	0.03933	mg/L	0.001332	0.07866	mg/L	0.002664	3.39%
Cr 267.716†	1046.1	0.2505	mg/L	0.00284	0.5011	mg/L	0.00568	1.13%
Cu 324.752†	70847.4	0.3349	mg/L	0.00721	0.6698	mg/L	0.01443	2.15%
Fe 273.955†	200527.0	161.6	mg/L	0.85	323.2	mg/L	1.69	0.52%
K 766.490†	11143.2	8.164	mg/L	0.0426	16.33	mg/L	0.085	0.52%
Mg 279.077†	75967.1	60.49	mg/L	0.285	121.0	mg/L	0.57	0.47%
Mn 257.610†	69309.3	2.365	mg/L	0.0105	4.729	mg/L	0.0209	0.44%
Mo 202.031†	205.7	0.02798	mg/L	0.000752	0.05597	mg/L	0.001503	2.69%
Na 589.592†	71844.0	34.78	mg/L	0.270	69.56	mg/L	0.539	0.78%
Na 330.237†	825.1	36.04	mg/L	0.414	72.09	mg/L	0.829	1.15%
Ni 231.604†	212.1	0.1708	mg/L	0.00455	0.3416	mg/L	0.00909	2.66%
Pb 220.353†	6904.0	0.9941	mg/L	0.02014	1.988	mg/L	0.0403	2.03%
Sb 206.836†	-7.8	0.01401	mg/L	0.001649	0.02803	mg/L	0.003298	11.77%
Se 196.026†	-103.7	-0.02012	mg/L	0.005898	-0.04025	mg/L	0.011797	29.31%
Si 288.158†	3306.8	1.897	mg/L	0.0250	3.795	mg/L	0.0500	1.32%
Sn 189.927†	-19.2	-0.00426	mg/L	0.002588	-0.00852	mg/L	0.005175	60.76%
Sr 421.552†	698205.8	2.262	mg/L	0.0051	4.524	mg/L	0.0102	0.23%
Ti 334.903†	172060.3	8.200	mg/L	0.0323	16.40	mg/L	0.065	0.39%
Tl 190.801†	-3.9	-0.01567	mg/L	0.001876	-0.03134	mg/L	0.003752	11.97%
V 292.402†	42678.9	0.3388	mg/L	0.00779	0.6777	mg/L	0.01559	2.30%
Zn 206.200†	504.0	0.4799	mg/L	0.00807	0.9599	mg/L	0.01614	1.68%

Sequence No.: 57
Sample ID: LR71 K SWC
Analyst: BLW
Initial Sample Wt:
Dilution: 2X

Autosampler Location: 72
Date Collected: 10/9/2007 8:44:36 PM
Data Type: Original
Initial Sample Vol:
Sample Prep Vol:

Nebulizer Parameters: LR71 K SWC

Analyte	Back Pressure	Flow
All	158.0 kPa	0.50 L/min

Mean Data: LR71 K SWC

Analyte	Mean Corrected Intensity	Calib Conc.	Calib Units	Std.Dev.	Sample Conc.	Sample Units	Std.Dev.	RSD
ScA 357.253	1789139.9	100.3	%	0.43				0.43%
ScR 361.383	152763.7	104.2	%	0.79				0.75%
Ag 328.068†	-439.8	0.00094	mg/L	0.000413	0.00189	mg/L	0.000825	43.68%
Al 308.215†	83493.1	49.76	mg/L	0.178	99.52	mg/L	0.356	0.36%
As 188.979†	79.7	0.04921	mg/L	0.004221	0.09841	mg/L	0.008441	8.58%
B 249.677†	317.5	0.1677	mg/L	0.00456	0.3355	mg/L	0.00912	2.72%
Ba 233.527†	1316.1	0.2252	mg/L	0.00067	0.4505	mg/L	0.00134	0.30%
Be 313.042†	285.8	0.00049	mg/L	0.000040	0.00098	mg/L	0.000080	8.10%
Ca 317.933†	297113.4	28.69	mg/L	0.153	57.38	mg/L	0.305	0.53%
Cd 228.802†	192.3	0.00423	mg/L	0.000158	0.00846	mg/L	0.000317	3.74%
Co 228.616†	2542.7	0.03736	mg/L	0.000445	0.07471	mg/L	0.000889	1.19%
Cr 267.716†	1098.7	0.2622	mg/L	0.00211	0.5243	mg/L	0.00423	0.81%
Cu 324.752†	148920.0	0.6851	mg/L	0.00544	1.370	mg/L	0.0109	0.79%
Fe 273.955†	135463.9	109.2	mg/L	0.18	218.3	mg/L	0.36	0.16%
K 766.490†	10311.3	7.554	mg/L	0.0465	15.11	mg/L	0.093	0.62%
Mg 279.077†	45234.9	36.01	mg/L	0.120	72.03	mg/L	0.240	0.33%
Mn 257.610†	36251.9	1.237	mg/L	0.0029	2.474	mg/L	0.0057	0.23%
Mo 202.031†	274.8	0.04484	mg/L	0.001123	0.08968	mg/L	0.002245	2.50%
Na 589.592†	94037.8	45.53	mg/L	0.218	91.05	mg/L	0.436	0.48%
Na 330.237†	1076.2	47.14	mg/L	0.305	94.27	mg/L	0.610	0.65%
Ni 231.604†	443.2	0.3569	mg/L	0.00465	0.7138	mg/L	0.00931	1.30%
Pb 220.353†	2717.4	0.3914	mg/L	0.00294	0.7829	mg/L	0.00588	0.75%
Sb 206.836†	3.6	0.00984	mg/L	0.002602	0.01968	mg/L	0.005204	26.44%
Se 196.026†	-50.7	-0.01638	mg/L	0.001286	-0.03275	mg/L	0.002571	7.85%
Si 288.158†	3495.9	2.006	mg/L	0.0145	4.012	mg/L	0.0290	0.72%
Sn 189.927†	404.4	0.1175	mg/L	0.00119	0.2350	mg/L	0.00238	1.01%
Sr 421.552†	65679.5	0.2118	mg/L	0.00099	0.4235	mg/L	0.00198	0.47%
Ti 334.903†	90592.4	4.318	mg/L	0.0226	8.635	mg/L	0.0452	0.52%
Tl 190.801†	-7.4	-0.01092	mg/L	0.000953	-0.02185	mg/L	0.001907	8.73%
V 292.402†	23758.3	0.1883	mg/L	0.00192	0.3766	mg/L	0.00385	1.02%
Zn 206.200†	731.6	0.6859	mg/L	0.00145	1.372	mg/L	0.0029	0.21%

Sequence No.: 58
Sample ID: LR71 L SWC
Analyst: BLW
Initial Sample Wt:
Dilution: 2X

Autosampler Location: 73
Date Collected: 10/9/2007 8:51:10 PM
Data Type: Original
Initial Sample Vol:
Sample Prep Vol:

Nebulizer Parameters: LR71 L SWC

Analyte	Back Pressure	Flow
All	158.0 kPa	0.50 L/min

Mean Data: LR71 L SWC

Analyte	Mean Corrected Intensity	Calib Conc.	Calib Units	Std.Dev.	Sample Conc.	Sample Units	Std.Dev.	RSD
ScA 357.253	1792433.9	100.4	%	0.59				0.58%
ScR 361.383	153911.1	104.9	%	0.59				0.56%
Ag 328.068†	-755.7	0.00075	mg/L	0.000301	0.00150	mg/L	0.000602	40.13%
Al 308.215†	121032.5	72.13	mg/L	0.214	144.3	mg/L	0.43	0.30%
As 188.979†	85.1	0.04718	mg/L	0.003050	0.09437	mg/L	0.006099	6.46%
B 249.677†	162.3	0.09452	mg/L	0.001131	0.1890	mg/L	0.00226	1.20%
Ba 233.527†	6730.6	1.167	mg/L	0.0087	2.334	mg/L	0.0175	0.75%
Be 313.042†	340.6	0.00056	mg/L	0.000064	0.00112	mg/L	0.000129	11.47%
Ca 317.933†	320887.6	30.99	mg/L	0.170	61.98	mg/L	0.340	0.55%
Cd 228.802†	101.9	0.00202	mg/L	0.000026	0.00404	mg/L	0.000052	1.29%
Co 228.616†	3013.6	0.04232	mg/L	0.000278	0.08464	mg/L	0.000556	0.66%
Cr 267.716†	1147.1	0.2746	mg/L	0.00285	0.5491	mg/L	0.00570	1.04%
Cu 324.752†	98805.6	0.4624	mg/L	0.00493	0.9247	mg/L	0.00986	1.07%
Fe 273.955†	200653.2	161.7	mg/L	0.73	323.4	mg/L	1.45	0.45%
K 766.490†	8495.7	6.224	mg/L	0.0489	12.45	mg/L	0.098	0.79%
Mg 279.077†	54732.7	43.57	mg/L	0.196	87.13	mg/L	0.391	0.45%
Mn 257.610†	51898.6	1.771	mg/L	0.0099	3.542	mg/L	0.0198	0.56%
Mo 202.031†	632.4	0.1022	mg/L	0.00076	0.2045	mg/L	0.00153	0.75%
Na 589.592†	74863.2	36.24	mg/L	0.165	72.49	mg/L	0.330	0.46%
Na 330.237†	835.8	36.93	mg/L	0.533	73.86	mg/L	1.065	1.44%
Ni 231.604†	370.2	0.2979	mg/L	0.00362	0.5959	mg/L	0.00723	1.21%
Pb 220.353†	6444.9	0.9221	mg/L	0.00758	1.844	mg/L	0.0152	0.82%
Sb 206.836†	9.5	0.01563	mg/L	0.003382	0.03126	mg/L	0.006765	21.64%
Se 196.026†	-67.2	-0.01856	mg/L	0.001700	-0.03712	mg/L	0.003400	9.16%
Si 288.158†	2368.8	1.359	mg/L	0.0215	2.719	mg/L	0.0430	1.58%
Sn 189.927†	93.8	0.02209	mg/L	0.000676	0.04419	mg/L	0.001352	3.06%
Sr 421.552†	63012.7	0.2025	mg/L	0.00087	0.4051	mg/L	0.00174	0.43%
Ti 334.903†	120761.6	5.755	mg/L	0.0166	11.51	mg/L	0.033	0.29%
Tl 190.801†	-12.8	-0.01549	mg/L	0.003344	-0.03098	mg/L	0.006688	21.59%
V 292.402†	29043.0	0.2275	mg/L	0.00227	0.4551	mg/L	0.00453	1.00%
Zn 206.200†	1023.8	0.9597	mg/L	0.01054	1.919	mg/L	0.0211	1.10%

Sequence No.: 59
Sample ID: CV
Analyst: BLW
Initial Sample Wt:
Dilution: 1X

Autosampler Location: 7
Date Collected: 10/9/2007 8:57:44 PM
Data Type: Original
Initial Sample Vol:
Sample Prep Vol:

Nebulizer Parameters: CV

Analyte	Back Pressure	Flow
All	159.0 kPa	0.50 L/min

Mean Data: CV

Analyte	Mean Corrected Intensity	Calib Conc.	Calib Units	Std.Dev.	Sample Conc.	Sample Units	Std.Dev.	RSD
ScA 357.253	1738805.4	97.44	%	0.703				0.72%
ScR 361.383	148688.8	101.4	%	0.68				0.67%
Ag 328.068†	161968.1	0.9988	mg/L	0.01909	0.9988	mg/L	0.01909	1.91%
Al 308.215†	3265.3	1.909	mg/L	0.0092	1.909	mg/L	0.0092	0.48%
As 188.979†	2300.3	1.941	mg/L	0.0203	1.941	mg/L	0.0203	1.05%
B 249.677†	1887.1	0.9425	mg/L	0.00534	0.9425	mg/L	0.00534	0.57%
Ba 233.527†	5405.2	0.9420	mg/L	0.00529	0.9420	mg/L	0.00529	0.56%
Be 313.042†	270687.4	0.9669	mg/L	0.00701	0.9669	mg/L	0.00701	0.72%
Ca 317.933†	20706.1	1.999	mg/L	0.0140	1.999	mg/L	0.0140	0.70%
Cd 228.802†	41286.5	0.9729	mg/L	0.01798	0.9729	mg/L	0.01798	1.85%
Co 228.616†	50439.4	0.9464	mg/L	0.01542	0.9464	mg/L	0.01542	1.63%
Cr 267.716†	3979.6	0.9425	mg/L	0.00447	0.9425	mg/L	0.00447	0.47%
Cu 324.752†	229501.1	1.041	mg/L	0.0174	1.041	mg/L	0.0174	1.67%
Fe 273.955†	2412.8	1.941	mg/L	0.0142	1.941	mg/L	0.0142	0.73%
K 766.490†	27254.8	19.97	mg/L	0.178	19.97	mg/L	0.178	0.89%
Mg 279.077†	2471.2	1.973	mg/L	0.0207	1.973	mg/L	0.0207	1.05%
Mn 257.610†	28388.7	0.9698	mg/L	0.00294	0.9698	mg/L	0.00294	0.30%
Mo 202.031†	5853.8	0.9224	mg/L	0.00721	0.9224	mg/L	0.00721	0.78%
Na 589.592†	99913.6	48.37	mg/L	0.301	48.37	mg/L	0.301	0.62%
Na 330.237†	1143.5	49.20	mg/L	0.229	49.20	mg/L	0.229	0.47%
Ni 231.604†	1184.2	0.9553	mg/L	0.00095	0.9553	mg/L	0.00095	0.10%
Pb 220.353†	13906.2	1.969	mg/L	0.0341	1.969	mg/L	0.0341	1.73%
Sb 206.836†	4083.9	1.919	mg/L	0.0161	1.919	mg/L	0.0161	0.84%
Se 196.026†	2100.9	1.862	mg/L	0.0193	1.862	mg/L	0.0193	1.04%
Si 288.158†	3517.6	2.021	mg/L	0.0064	2.021	mg/L	0.0064	0.32%
Sn 189.927†	2897.4	0.8659	mg/L	0.01105	0.8659	mg/L	0.01105	1.28%
Sr 421.552†	293307.0	0.9509	mg/L	0.00961	0.9509	mg/L	0.00961	1.01%
Ti 334.903†	20197.3	0.9617	mg/L	0.00819	0.9617	mg/L	0.00819	0.85%
Tl 190.801†	3983.0	1.880	mg/L	0.0151	1.880	mg/L	0.0151	0.80%
V 292.402†	116155.9	0.9806	mg/L	0.01822	0.9806	mg/L	0.01822	1.86%
Zn 206.200†	1060.6	0.9928	mg/L	0.00591	0.9928	mg/L	0.00591	0.60%

Sequence No.: 60
Sample ID: CB
Analyst: BLW
Initial Sample Wt:
Dilution: 1X

Autosampler Location: 1
Date Collected: 10/9/2007 9:04:18 PM
Data Type: Original
Initial Sample Vol:
Sample Prep Vol:

Nebulizer Parameters: CB

Analyte	Back Pressure	Flow
All	159.0 kPa	0.50 L/min

Mean Data: CB

Analyte	Mean Corrected Intensity	Calib Conc.	Calib Units	Calib Std.Dev.	Sample Conc.	Sample Units	Sample Std.Dev.	Sample RSD
ScA 357.253	1735046.8	97.23	%	0.575				0.59%
ScR 361.383	146032.2	99.57	%	0.349				0.35%
Ag 328.068†	90.2	0.00056	mg/L	0.000320	0.00056	mg/L	0.000320	57.53%
Al 308.215†	-1.9	-0.00119	mg/L	0.006843	-0.00119	mg/L	0.006843	576.48%
As 188.979†	3.9	0.00327	mg/L	0.000966	0.00327	mg/L	0.000966	29.55%
B 249.677†	12.2	0.00613	mg/L	0.002927	0.00613	mg/L	0.002927	47.75%
Ba 233.527†	5.2	0.00091	mg/L	0.000790	0.00091	mg/L	0.000790	86.51%
Be 313.042†	63.3	0.00023	mg/L	0.000070	0.00023	mg/L	0.000070	30.79%
Ca 317.933†	48.7	0.00471	mg/L	0.003134	0.00471	mg/L	0.003134	66.60%
Cd 228.802†	5.4	0.00011	mg/L	0.000160	0.00011	mg/L	0.000160	150.05%
Co 228.616†	5.6	0.00011	mg/L	0.000127	0.00011	mg/L	0.000127	118.74%
Cr 267.716†	-3.3	-0.00079	mg/L	0.000860	-0.00079	mg/L	0.000860	109.46%
Cu 324.752†	125.4	0.00057	mg/L	0.000305	0.00057	mg/L	0.000305	53.62%
Fe 273.955†	-2.9	-0.00232	mg/L	0.001361	-0.00232	mg/L	0.001361	58.70%
K 766.490†	110.8	0.08120	mg/L	0.030734	0.08120	mg/L	0.030734	37.85%
Mg 279.077†	23.3	0.01854	mg/L	0.012719	0.01854	mg/L	0.012719	68.62%
Mn 257.610†	6.2	0.00021	mg/L	0.000126	0.00021	mg/L	0.000126	59.11%
Mo 202.031†	6.6	0.00105	mg/L	0.001407	0.00105	mg/L	0.001407	134.55%
Na 589.592†	82.2	0.03980	mg/L	0.017780	0.03980	mg/L	0.017780	44.67%
Na 330.237†	-6.5	-0.2801	mg/L	0.36663	-0.2801	mg/L	0.36663	130.88%
Ni 231.604†	1.1	0.00087	mg/L	0.002302	0.00087	mg/L	0.002302	263.59%
Pb 220.353†	18.3	0.00259	mg/L	0.001142	0.00259	mg/L	0.001142	44.14%
Sb 206.836†	-5.9	-0.00277	mg/L	0.002019	-0.00277	mg/L	0.002019	72.81%
Se 196.026†	0.1	0.00006	mg/L	0.002116	0.00006	mg/L	0.002116	>999.9%
Si 288.158†	-10.4	-0.00598	mg/L	0.006628	-0.00598	mg/L	0.006628	110.86%
Sn 189.927†	6.7	0.00199	mg/L	0.000244	0.00199	mg/L	0.000244	12.28%
Sr 421.552†	-262.6	-0.00085	mg/L	0.000351	-0.00085	mg/L	0.000351	41.18%
Ti 334.903†	-21.1	-0.00101	mg/L	0.001576	-0.00101	mg/L	0.001576	156.43%
Tl 190.801†	14.0	0.00664	mg/L	0.001980	0.00664	mg/L	0.001980	29.81%
V 292.402†	31.6	0.00027	mg/L	0.000229	0.00027	mg/L	0.000229	86.52%
Zn 206.200†	0.7	0.00065	mg/L	0.003604	0.00065	mg/L	0.003604	555.21%

Analytical Resources, Incorporated
Analytical Chemists and Consultants

OPTIMA ICP SAMPLE RUN LOG

IEC Date: 9.11.07 Analysis Date: 10.10.07 Analyst: BW

LR Date: 6.29.07 Page: 1 of 4

All corrections made by analyst unless otherwise noted.

Edit Label	Delete Data	ARI Sample ID	Prep. Code	Dilution	Comments
		std 0			2419-11
		2			-12
		3			-13
		4			-14
		5			-15
		ICV			2405-7
		ICB			
		ZZZZZZ			
		std 0			
		CCV1			Sn low
		CCB1			
		CR1			Ni 170%
		ICSA			
		ICSAB			~~Sn~~ 10.11
		CCV2			
		CCB2			
		LS34 MB	TWC		
		LS96 MB	LEW	5	
		B			
		Adp			✓
		A			
		Asph			✓ 0.08ml ICP sph /8ml
		LS34 A	TWC		
		↓ Asph	↓	✓	Mn STL

OPTIMA ICP SAMPLE RUN LOG

IEC Date: — Analysis Date: 10/10/07 Analyst: BLW

LR Date: — Page: 2 of 4

All corrections made by analyst unless otherwise noted.

Edit Label	Delete Data	ARI Sample ID	Prep. Code	Dilution	Comments
		LR71 H	SwC	2	✓
		LS34 MBSph	TwC		
		CCV3			Sn low
		CCB3			end exchange
		~~LS25 MB~~	~~TwC~~		
		LS39 MB1	↓		
		LS41 MB			
		LS29 MB	CWHN		
✓		↓ A	↓		Ca Sc high-rerun 1/5
		LS25 A	TwC		rerun to check C.O.
		LS39 A			↓
		↓ MB1Sph		✓	
		LS25 MBSph		✓	
		LS29 MBSph	CWHN	✓	0.08ml ICSph/8ml
		CCV			Sn low
		CCB			
		tube test			
		LS84 MB	SwC	2	
		LS44 I	TwC		
		LS41 A			
		↓ B			
		↓ C			
		LS84 A	SwC	2	
		↓ MBSph	↓	↓ ✓	10/11/07

ANALYTICAL RESOURCES INCORPORATED

Metals Data Review Checklist

Method: (ICP) ICP-MS GFA CVA **Analysis Date:** 10.10.07

	Analyst BWD 10.10	Peer HJ 10-11	Comment
Logbook:			
Analyst, Date, Method info	✓	✓	
Sample ID's	✓	✓	
Standard/QC solution ID's recorded	✓	✓	
Prep codes	✓	✓	
Dilution factors	✓	✓	
Crossouts/Corrections/Deletions	✓	✓	
Calibration:			
Blank & Standard intensities	✓	✓	
Standard deviations	✓	✓	
Curve fit	✓	✓	
Calibration Verification:			
ICV/CCV	✓	✓	see log
ICB/CCB	✓	✓	
Samples:			
RSD's & SD's	✓	✓	
Internal Standards	✓	✓	
Carry-over	✓	✓	
Method QC:			
CRI/CRA	✓	✓	see log
ICSA/ICSAB	✓	✓	
Post Spikes/Serial Dilutions	—	—	
Analytic Spikes	—	—	
Matrix QC:			
SRM/LCS	✓	✓	
Matrix Spikes	✓	✓	see log
Matrix Duplicates	✓	✓	
Method Blanks	✓	✓	
Data Distribution:			
Requested elements/isotope identified	✓	✓	
Correct samples identified for distribution	✓	✓	
Raw data match distributed data	✓	✓	
Data filename correct	✓	✓	
Necessary Analysts Notes and CAF's	—	—	

✓ 10/11/07 MK

Nebulizer Parameters: Hg_ReAlign

Analyte	Back Pressure	Flow
All	155.0 kPa	0.50 L/min

10/10/2007 10:37:03 AM Hg ReAlign... Actual peak offset (nm): -0.001
Drift (nm): 0.000 Slit adjustment: 0

Analysis Begun

Start Time: 10/10/2007 10:37:49 AM
Plasma On Time: 10/10/2007 9:49:15 AM
Logged In Analyst: metals
Technique: ICP Continuous
Spectrometer Model: Optima 4300 DV, S/N 077N0060101Autosampler Model: AS-93plus

Sample Information File: C:\pe\Administrator\Sample Information\CRISET I.sif
Batch ID:
Results Data Set: PE071010
Results Library: C:\pe\Administrator\Results\Results.mdb

Method Loaded
Method Name: ARIIEC6
Method Last Saved: 9/12/2007 7:12:16 AM
IEC File: IEC33MC.iec
MSF File:
Method Description: 12Axial Elements

Analyte	Calibration Equation	Processing	View	Internal Standard	IEC
Ag 328.068	Lin Thru 0	Peak Area	Axial	ScA 357.253	Yes
Al 308.215	Lin Thru 0	Peak Area	Radial	ScR 361.383	Yes
As 188.979	Lin Thru 0	Peak Area	Axial	ScA 357.253	Yes
B 249.677	Lin Thru 0	Peak Area	Radial	ScR 361.383	Yes
Ba 233.527	Lin Thru 0	Peak Area	Radial	ScR 361.383	Yes
Be 313.042	Lin Thru 0	Peak Area	Radial	ScR 361.383	Yes
Ca 317.933	Lin Thru 0	Peak Area	Radial	ScR 361.383	Yes
Cd 228.802	Lin Thru 0	Peak Area	Axial	ScA 357.253	Yes
Co 228.616	Lin Thru 0	Peak Area	Axial	ScA 357.253	Yes
Cr 267.716	Lin Thru 0	Peak Area	Radial	ScR 361.383	Yes
Cu 324.752	Lin Thru 0	Peak Area	Axial	ScA 357.253	Yes
Fe 273.955	Lin Thru 0	Peak Area	Radial	ScR 361.383	Yes
K 766.490	Lin Thru 0	Peak Area	Radial	ScR 361.383	No
Mg 279.077	Lin Thru 0	Peak Area	Radial	ScR 361.383	Yes
Mn 257.610	Lin Thru 0	Peak Area	Radial	ScR 361.383	Yes
Mo 202.031	Lin Thru 0	Peak Area	Axial	ScA 357.253	Yes
Na 589.592	Lin Thru 0	Peak Area	Radial	ScR 361.383	No
Na 330.237	Lin Thru 0	Peak Area	Radial	ScR 361.383	Yes
Ni 231.604	Lin Thru 0	Peak Area	Radial	ScR 361.383	Yes
Pb 220.353	Lin Thru 0	Peak Area	Axial	ScA 357.253	Yes
Sb 206.836	Lin Thru 0	Peak Area	Axial	ScA 357.253	Yes
Se 196.026	Lin Thru 0	Peak Area	Axial	ScA 357.253	Yes
Si 288.158	Lin Thru 0	Peak Area	Radial	ScR 361.383	Yes
Sn 189.927	Lin Thru 0	Peak Area	Axial	ScA 357.253	Yes
Sr 421.552	Lin Thru 0	Peak Area	Radial	ScR 361.383	Yes
Ti 334.903	Lin Thru 0	Peak Area	Radial	ScR 361.383	Yes
Tl 190.801	Lin Thru 0	Peak Area	Axial	ScA 357.253	Yes
V 292.402	Lin Thru 0	Peak Area	Axial	ScA 357.253	Yes
Zn 206.200	Lin Thru 0	Peak Area	Radial	ScR 361.383	Yes
ScA 357.253	Lin, Calc Int	Peak Area	Axial	n/a	n/a
ScR 361.383	Lin, Calc Int	Peak Area	Radial	n/a	n/a

Sequence No.: 1
Autosampler Location: 1
Sample ID: Calib Blank 1
Date Collected: 10/10/2007 10:37:50 AM
Analyst:
Data Type: Original
Initial Sample Wt:
Initial Sample Vol:
Dilution:
Sample Prep Vol:

Nebulizer Parameters: Calib Blank 1

Analyte	Back Pressure	Flow
All	156.0 kPa	0.50 L/min

Mean Data: Calib Blank 1

Analyte	Mean Corrected Intensity	Std.Dev.	RSD	Conc.	Calib Units
ScA 357.253	1827485.5	5916.07	0.32%	100.0	%
ScR 361.383	153044.0	3173.89	2.07%	100.0	%
Ag 328.068†	4441.5	67.84	1.53%	[0.00]	mg/L
Al 308.215†	-224.1	21.65	9.66%	[0.00]	mg/L
As 188.979†	69.6	3.59	5.16%	[0.00]	mg/L
B 249.677†	78.7	9.07	11.52%	[0.00]	mg/L
Ba 233.527†	20.8	3.03	14.60%	[0.00]	mg/L
Be 313.042†	1163.8	48.67	4.18%	[0.00]	mg/L
Ca 317.933†	231.1	6.98	3.02%	[0.00]	mg/L
Cd 228.802†	16.6	7.18	43.40%	[0.00]	mg/L
Co 228.616†	450.8	8.20	1.82%	[0.00]	mg/L
Cr 267.716†	-73.8	7.03	9.52%	[0.00]	mg/L
Cu 324.752†	2616.9	18.42	0.70%	[0.00]	mg/L
Fe 273.955†	-167.8	4.77	2.84%	[0.00]	mg/L
K 766.490†	2034.1	25.93	1.27%	[0.00]	mg/L
Mg 279.077†	-6.5	22.07	338.24%	[0.00]	mg/L
Mn 257.610†	82.3	3.24	3.94%	[0.00]	mg/L
Mo 202.031†	-130.3	1.85	1.42%	[0.00]	mg/L
Na 589.592†	373.7	26.84	7.18%	[0.00]	mg/L
Na 330.237†	97.9	23.42	23.91%	[0.00]	mg/L
Ni 231.604†	-0.4	7.11	>999.9%	[0.00]	mg/L
Pb 220.353†	274.6	4.87	1.77%	[0.00]	mg/L
Sb 206.836†	-18.7	2.73	14.64%	[0.00]	mg/L
Se 196.026†	-107.0	5.55	5.18%	[0.00]	mg/L
Si 288.158†	-53.7	15.47	28.83%	[0.00]	mg/L
Sn 189.927†	41.1	3.41	8.29%	[0.00]	mg/L
Sr 421.552†	-6756.8	105.96	1.57%	[0.00]	mg/L
Ti 334.903†	-246.5	31.94	12.95%	[0.00]	mg/L
Tl 190.801†	-52.5	0.87	1.67%	[0.00]	mg/L
V 292.402†	561.2	24.67	4.40%	[0.00]	mg/L
Zn 206.200†	-20.1	3.51	17.46%	[0.00]	mg/L

Sequence No.: 2
Sample ID: STD2
Analyst:
Initial Sample Wt:
Dilution:

Autosampler Location: 2
Date Collected: 10/10/2007 10:44:23 AM
Data Type: Original
Initial Sample Vol:
Sample Prep Vol:

Nebulizer Parameters: STD2

Analyte	Back Pressure	Flow
All	156.0 kPa	0.50 L/min

Mean Data: STD2

Analyte	Mean Corrected Intensity	Std.Dev.	RSD	Conc.	Calib Units
ScA 357.253	1845734.9	2713.13	0.15%	101.0	%
ScR 361.383	156386.2	970.78	0.62%	102.2	%
Ba 233.527†	55373.3	159.64	0.29%	[10]	mg/L
Cd 228.802†	389940.2	1641.37	0.42%	[10]	mg/L
Co 228.616†	512084.0	654.31	0.13%	[10]	mg/L
Cr 267.716†	41060.5	19.03	0.05%	[10]	mg/L
Cu 324.752†	2147579.4	1918.21	0.09%	[10]	mg/L
Mn 257.610†	292926.8	684.43	0.23%	[10]	mg/L
V 292.402†	1160212.4	2628.91	0.23%	[10]	mg/L

Sequence No.: 3
Sample ID: STD3
Analyst:
Initial Sample Wt:
Dilution:

Autosampler Location: 3
Date Collected: 10/10/2007 10:48:44 AM
Data Type: Original
Initial Sample Vol:
Sample Prep Vol:

Nebulizer Parameters: STD3

Analyte	Back Pressure	Flow
All	156.0 kPa	0.50 L/min

Mean Data: STD3

Analyte	Mean Corrected Intensity	Std.Dev.	RSD	Conc.	Calib Units
ScA 357.253	1817685.3	18648.16	1.03%	99.46	%
ScR 361.383	156900.2	311.95	0.20%	102.5	%
Ag 328.068†	160664.0	252.04	0.16%	[1.0]	mg/L
As 188.979†	11746.6	77.18	0.66%	[10]	mg/L
B 249.677†	19197.6	76.67	0.40%	[10]	mg/L
Be 313.042†	1345815.5	901.94	0.07%	[5.0]	mg/L
Na 589.592†	100609.1	341.72	0.34%	[50]	mg/L
Ni 231.604†	12107.5	40.43	0.33%	[10]	mg/L
Pb 220.353†	68903.2	331.58	0.48%	[10]	mg/L
Se 196.026†	10590.9	34.44	0.33%	[10]	mg/L
Sr 421.552†	1459439.0	2703.62	0.19%	[5]	mg/L
Tl 190.801†	20319.4	59.67	0.29%	[10]	mg/L
Zn 206.200†	10603.5	41.81	0.39%	[10]	mg/L

Sequence No.: 4
Sample ID: STD4
Analyst:
Initial Sample Wt:
Dilution:

Autosampler Location: 4
Date Collected: 10/10/2007 10:53:38 AM
Data Type: Original
Initial Sample Vol:
Sample Prep Vol:

Nebulizer Parameters: STD4

Analyte	Back Pressure	Flow
All	156.0 kPa	0.50 L/min

Mean Data: STD4

Analyte	Mean Corrected Intensity	Std.Dev.	RSD	Conc.	Calib Units
ScA 357.253	1852358.1	18100.28	0.98%	101.4	%
ScR 361.383	157161.9	426.50	0.27%	102.7	%
Mo 202.031†	59660.9	805.69	1.35%	[10]	mg/L
Sb 206.836†	20194.8	274.61	1.36%	[10]	mg/L
Si 288.158†	17375.7	32.07	0.18%	[10]	mg/L
Sn 189.927†	31353.6	454.25	1.45%	[10]	mg/L
Ti 334.903†	200494.7	700.38	0.35%	[10]	mg/L

Sequence No.: 5
Sample ID: STD5
Analyst:
Initial Sample Wt:
Dilution:

Autosampler Location: 5
Date Collected: 10/10/2007 10:58:24 AM
Data Type: Original
Initial Sample Vol:
Sample Prep Vol:

Nebulizer Parameters: STD5

Analyte	Back Pressure	Flow
All	156.0 kPa	0.50 L/min

Mean Data: STD5

Analyte	Mean Corrected Intensity	Std.Dev.	RSD	Conc.	Calib Units
ScA 357.253	1800251.4	6482.07	0.36%	98.51	%
ScR 361.383	154267.1	956.96	0.62%	100.8	%
Al 308.215†	49026.4	56.74	0.12%	[30]	mg/L
Ca 317.933†	301177.5	572.27	0.19%	[30]	mg/L
Fe 273.955†	121183.2	229.17	0.19%	[100]	mg/L
K 766.490†	130422.4	844.42	0.65%	[100]	mg/L
Mg 279.077†	37091.3	40.29	0.11%	[30]	mg/L
Na 330.237†	2219.4	7.64	0.34%	[100]	mg/L

Calibration Summary

Analyte	Stds.	Equation	Intercept	Slope	Curvature	Corr. Coef.	Reslope
Ag 328.068	1	Lin Thru 0	0.0	160700	0.00000	1.000000	
Al 308.215	1	Lin Thru 0	0.0	1634	0.00000	1.000000	
As 188.979	1	Lin Thru 0	0.0	1175	0.00000	1.000000	
B 249.677	1	Lin Thru 0	0.0	1920	0.00000	1.000000	
Ba 233.527	1	Lin Thru 0	0.0	5537	0.00000	1.000000	
Be 313.042	1	Lin Thru 0	0.0	269200	0.00000	1.000000	
Ca 317.933	1	Lin Thru 0	0.0	10040	0.00000	1.000000	
Cd 228.802	1	Lin Thru 0	0.0	38990	0.00000	1.000000	
Co 228.616	1	Lin Thru 0	0.0	51210	0.00000	1.000000	
Cr 267.716	1	Lin Thru 0	0.0	4106	0.00000	1.000000	
Cu 324.752	1	Lin Thru 0	0.0	214800	0.00000	1.000000	
Fe 273.955	1	Lin Thru 0	0.0	1212	0.00000	1.000000	
K 766.490	1	Lin Thru 0	0.0	1304	0.00000	1.000000	
Mg 279.077	1	Lin Thru 0	0.0	1236	0.00000	1.000000	
Mn 257.610	1	Lin Thru 0	0.0	29290	0.00000	1.000000	
Mo 202.031	1	Lin Thru 0	0.0	5966	0.00000	1.000000	
Na 589.592	1	Lin Thru 0	0.0	2012	0.00000	1.000000	
Na 330.237	1	Lin Thru 0	0.0	22.19	0.00000	1.000000	
Ni 231.604	1	Lin Thru 0	0.0	1211	0.00000	1.000000	
Pb 220.353	1	Lin Thru 0	0.0	6890	0.00000	1.000000	
Sb 206.836	1	Lin Thru 0	0.0	2019	0.00000	1.000000	
Se 196.026	1	Lin Thru 0	0.0	1059	0.00000	1.000000	
Si 288.158	1	Lin Thru 0	0.0	1738	0.00000	1.000000	
Sn 189.927	1	Lin Thru 0	0.0	3135	0.00000	1.000000	
Sr 421.552	1	Lin Thru 0	0.0	291900	0.00000	1.000000	
Ti 334.903	1	Lin Thru 0	0.0	20050	0.00000	1.000000	
Tl 190.801	1	Lin Thru 0	0.0	2032	0.00000	1.000000	
V 292.402	1	Lin Thru 0	0.0	116000	0.00000	1.000000	
Zn 206.200	1	Lin Thru 0	0.0	1060	0.00000	1.000000	

Nebulizer Parameters: Hg_ReAlign

Analyte	Back Pressure	Flow
All	156.0 kPa	0.50 L/min

10/10/2007 11:18:03 AM Hg ReAlign... Actual peak offset (nm): -0.001
Drift (nm): 0.000 Slit adjustment: 0

Analysis Begun

Start Time: 10/10/2007 11:18:28 AM
Plasma On Time: 10/10/2007 9:49:15 AM
Logged In Analyst: metals
Technique: ICP Continuous
Spectrometer Model: Optima 4300 DV, S/N 077N0060101Autosampler Model: AS-93plus

Sample Information File: C:\pe\Administrator\Sample Information\1010A.sif
Batch ID:
Results Data Set: PE071010
Results Library: C:\pe\Administrator\Results\Results.mdb

Sequence No.: 1
Autosampler Location: 7
Sample ID: CV
Date Collected: 10/10/2007 11:18:28 AM
Analyst: BLW
Data Type: Original
Initial Sample Wt:
Initial Sample Vol:
Dilution: 1X
Sample Prep Vol:

Nebulizer Parameters: CV

Analyte	Back Pressure	Flow
All	156.0 kPa	0.50 L/min

Mean Data: CV

Analyte	Mean Corrected Intensity	Calib Conc.	Calib Units	Calib Std.Dev.	Sample Conc.	Sample Units	Sample Std.Dev.	RSD
ScA 357.253	1843008.0	100.8	%	1.06				1.05%
ScR 361.383	158673.9	103.7	%	1.34				1.29%
Ag 328.068†	162115.2	1.009	mg/L	0.0133	1.009	mg/L	0.0133	1.32%
Al 308.215†	3226.6	1.935	mg/L	0.0255	1.935	mg/L	0.0255	1.32%
As 188.979†	2334.9	1.985	mg/L	0.0299	1.985	mg/L	0.0299	1.51%
B 249.677†	1863.6	0.9691	mg/L	0.01199	0.9691	mg/L	0.01199	1.24%
Ba 233.527†	5331.4	0.9627	mg/L	0.01384	0.9627	mg/L	0.01384	1.44%
Be 313.042†	265536.8	0.9842	mg/L	0.00292	0.9842	mg/L	0.00292	0.30%
Ca 317.933†	20376.0	2.029	mg/L	0.0098	2.029	mg/L	0.0098	0.48%
Cd 228.802†	39749.8	1.006	mg/L	0.0103	1.006	mg/L	0.0103	1.02%
Co 228.616†	49723.0	0.9694	mg/L	0.01374	0.9694	mg/L	0.01374	1.42%
Cr 267.716†	3957.9	0.9639	mg/L	0.01467	0.9639	mg/L	0.01467	1.52%
Cu 324.752†	227338.6	1.059	mg/L	0.0135	1.059	mg/L	0.0135	1.28%
Fe 273.955†	2400.8	1.978	mg/L	0.0262	1.978	mg/L	0.0262	1.32%
K 766.490†	26300.2	20.17	mg/L	0.121	20.17	mg/L	0.121	0.60%
Mg 279.077†	2445.8	1.981	mg/L	0.0291	1.981	mg/L	0.0291	1.47%
Mn 257.610†	28723.2	0.9817	mg/L	0.00448	0.9817	mg/L	0.00448	0.46%
Mo 202.031†	5791.9	0.9707	mg/L	0.01138	0.9707	mg/L	0.01138	1.17%
Na 589.592†	98680.2	49.04	mg/L	0.084	49.04	mg/L	0.084	0.17%
Na 330.237†	1114.1	49.86	mg/L	0.936	49.86	mg/L	0.936	1.88%
Ni 231.604†	1177.4	0.9740	mg/L	0.01462	0.9740	mg/L	0.01462	1.50%
Pb 220.353†	13880.4	2.016	mg/L	0.0259	2.016	mg/L	0.0259	1.29%
Sb 206.836†	4048.0	2.002	mg/L	0.0236	2.002	mg/L	0.0236	1.18%
Se 196.026†	2051.0	1.936	mg/L	0.0148	1.936	mg/L	0.0148	0.77%
Si 288.158†	3516.4	2.026	mg/L	0.0275	2.026	mg/L	0.0275	1.36%
Sn 189.927†	2833.4	0.9040	mg/L	0.01238	0.9040	mg/L	0.01238	1.37%
Sr 421.552†	284372.7	0.9742	mg/L	0.01193	0.9742	mg/L	0.01193	1.23%
Ti 334.903†	19861.0	0.9896	mg/L	0.00534	0.9896	mg/L	0.00534	0.54%
Tl 190.801†	3920.5	1.917	mg/L	0.0175	1.917	mg/L	0.0175	0.91%
V 292.402†	116490.2	1.015	mg/L	0.0122	1.015	mg/L	0.0122	1.20%
Zn 206.200†	1053.2	0.9928	mg/L	0.01422	0.9928	mg/L	0.01422	1.43%

Sequence No.: 2
Sample ID: CB
Analyst: BLW
Initial Sample Wt:
Dilution: 1X

Autosampler Location: 1
Date Collected: 10/10/2007 11:25:02 AM
Data Type: Original
Initial Sample Vol:
Sample Prep Vol:

Nebulizer Parameters: CB

Analyte	Back Pressure	Flow
All	156.0 kPa	0.50 L/min

Mean Data: CB

Analyte	Mean Corrected Intensity	Calib Conc.	Calib Units	Calib Std.Dev.	Sample Conc.	Sample Units	Sample Std.Dev.	RSD
ScA 357.253	1845536.4	101.0	%	0.23				0.23%
ScR 361.383	157207.6	102.7	%	0.21				0.20%
Ag 328.068†	-147.9	-0.00092	mg/L	0.000206	-0.00092	mg/L	0.000206	22.36%
Al 308.215†	1.9	0.00112	mg/L	0.010277	0.00112	mg/L	0.010277	915.83%
As 188.979†	4.5	0.00380	mg/L	0.005542	0.00380	mg/L	0.005542	145.80%
B 249.677†	15.5	0.00808	mg/L	0.000579	0.00808	mg/L	0.000579	7.17%
Ba 233.527†	-1.7	-0.00031	mg/L	0.000556	-0.00031	mg/L	0.000556	182.07%
Be 313.042†	-14.8	-0.00006	mg/L	0.000093	-0.00006	mg/L	0.000093	168.48%
Ca 317.933†	-15.6	-0.00155	mg/L	0.000825	-0.00155	mg/L	0.000825	53.17%
Cd 228.802†	5.2	0.00011	mg/L	0.000147	0.00011	mg/L	0.000147	133.70%
Co 228.616†	-11.9	-0.00023	mg/L	0.000161	-0.00023	mg/L	0.000161	69.63%
Cr 267.716†	6.8	0.00166	mg/L	0.000490	0.00166	mg/L	0.000490	29.49%
Cu 324.752†	103.9	0.00048	mg/L	0.000180	0.00048	mg/L	0.000180	37.18%
Fe 273.955†	9.3	0.00768	mg/L	0.002261	0.00768	mg/L	0.002261	29.42%
K 766.490†	15.3	0.01169	mg/L	0.019751	0.01169	mg/L	0.019751	168.91%
Mg 279.077†	-7.9	-0.00641	mg/L	0.009634	-0.00641	mg/L	0.009634	150.28%
Mn 257.610†	11.0	0.00038	mg/L	0.000107	0.00038	mg/L	0.000107	28.40%
Mo 202.031†	10.3	0.00172	mg/L	0.000710	0.00172	mg/L	0.000710	41.31%
Na 589.592†	30.2	0.01501	mg/L	0.002185	0.01501	mg/L	0.002185	14.55%
Na 330.237†	2.0	0.09178	mg/L	0.651555	0.09178	mg/L	0.651555	709.89%
Ni 231.604†	1.7	0.00139	mg/L	0.002679	0.00139	mg/L	0.002679	192.31%
Pb 220.353†	10.1	0.00146	mg/L	0.001433	0.00146	mg/L	0.001433	97.87%
Sb 206.836†	1.9	0.00092	mg/L	0.001791	0.00092	mg/L	0.001791	193.98%
Se 196.026†	11.7	0.01102	mg/L	0.004207	0.01102	mg/L	0.004207	38.19%
Si 288.158†	8.2	0.00474	mg/L	0.004235	0.00474	mg/L	0.004235	89.36%
Sn 189.927†	7.6	0.00243	mg/L	0.000500	0.00243	mg/L	0.000500	20.52%
Sr 421.552†	210.2	0.00072	mg/L	0.000175	0.00072	mg/L	0.000175	24.26%
Ti 334.903†	-3.6	-0.00018	mg/L	0.000802	-0.00018	mg/L	0.000802	440.45%
Tl 190.801†	2.8	0.00136	mg/L	0.001461	0.00136	mg/L	0.001461	107.58%
V 292.402†	18.1	0.00018	mg/L	0.000055	0.00018	mg/L	0.000055	30.99%
Zn 206.200†	0.8	0.00075	mg/L	0.002186	0.00075	mg/L	0.002186	290.25%

Sequence No.: 3
Sample ID: CRI zzzzzz
Analyst: BLW
Initial Sample Wt: 10.10
Dilution: 1X

Autosampler Location: 21
Date Collected: 10/10/2007 11:31:33 AM
Data Type: Original
Initial Sample Vol:
Sample Prep Vol:

Nebulizer Parameters: CRI

Analyte	Back Pressure	Flow
All	156.0 kPa	0.50 L/min

Mean Data: CRI

Analyte	Mean Corrected Intensity	Calib Conc.	Calib Units	Std.Dev.	Sample Conc.	Sample Units	Std.Dev.	RSD
ScA 357.253	1847827.3	101.1	%	1.09				1.07%
ScR 361.383	157681.5	103.0	%	0.51				0.49%
Ag 328.068†	431.8	0.00269	mg/L	0.000613	0.00269	mg/L	0.000613	22.79%
Al 308.215†	87.1	0.05307	mg/L	0.002195	0.05307	mg/L	0.002195	4.14%
As 188.979†	66.3	0.05645	mg/L	0.007900	0.05645	mg/L	0.007900	13.99%
B 249.677†	42.2	0.02200	mg/L	0.002888	0.02200	mg/L	0.002888	13.13%
Ba 233.527†	16.3	0.00295	mg/L	0.000798	0.00295	mg/L	0.000798	27.08%
Be 313.042†	257.1	0.00095	mg/L	0.000029	0.00095	mg/L	0.000029	3.07%
Ca 317.933†	519.3	0.05173	mg/L	0.000524	0.05173	mg/L	0.000524	1.01%
Cd 228.802†	89.2	0.00192	mg/L	0.000079	0.00192	mg/L	0.000079	4.12%
Co 228.616†	143.0	0.00279	mg/L	0.000152	0.00279	mg/L	0.000152	5.46%
Cr 267.716†	32.2	0.00784	mg/L	0.001160	0.00784	mg/L	0.001160	14.79%
Cu 324.752†	571.8	0.00267	mg/L	0.000170	0.00267	mg/L	0.000170	6.36%
Fe 273.955†	71.3	0.05880	mg/L	0.003453	0.05880	mg/L	0.003453	5.87%
K 766.490†	685.1	0.5253	mg/L	0.04868	0.5253	mg/L	0.04868	9.27%
Mg 279.077†	58.3	0.04715	mg/L	0.006960	0.04715	mg/L	0.006960	14.76%
Mn 257.610†	41.1	0.00141	mg/L	0.000116	0.00141	mg/L	0.000116	8.22%
Mo 202.031†	37.0	0.00619	mg/L	0.000777	0.00619	mg/L	0.000777	12.54%
Na 589.592†	1063.6	0.5286	mg/L	0.01059	0.5286	mg/L	0.01059	2.00%
Na 330.237†	9.6	0.4288	mg/L	0.93060	0.4288	mg/L	0.93060	217.05%
Ni 231.604†	15.3	0.01268	mg/L	0.002535	0.01268	mg/L	0.002535	19.99%
Pb 220.353†	134.6	0.01956	mg/L	0.000895	0.01956	mg/L	0.000895	4.58%
Sb 206.836†	107.2	0.05307	mg/L	0.002030	0.05307	mg/L	0.002030	3.82%
Se 196.026†	59.7	0.05635	mg/L	0.003672	0.05635	mg/L	0.003672	6.52%
Si 288.158†	116.3	0.06696	mg/L	0.008533	0.06696	mg/L	0.008533	12.74%
Sn 189.927†	34.9	0.01113	mg/L	0.000677	0.01113	mg/L	0.000677	6.08%
Sr 421.552†	480.1	0.00164	mg/L	0.000233	0.00164	mg/L	0.000233	14.18%
Ti 334.903†	100.3	0.00500	mg/L	0.000350	0.00500	mg/L	0.000350	7.01%
Tl 190.801†	96.1	0.04726	mg/L	0.002193	0.04726	mg/L	0.002193	4.64%
V 292.402†	373.6	0.00330	mg/L	0.000031	0.00330	mg/L	0.000031	0.94%
Zn 206.200†	12.7	0.01199	mg/L	0.001934	0.01199	mg/L	0.001934	16.13%

Analysis Begun

Start Time: 10/10/2007 11:37:27 AM
Plasma On Time: 10/10/2007 9:49:15 AM
Logged In Analyst: metals
Technique: ICP Continuous
Spectrometer Model: Optima 4300 DV, S/N 077N0060101Autosampler Model: AS-93plus

Sample Information File: C:\pe\Administrator\Sample Information\1010A.sif
Batch ID:
Results Data Set: PE071010
Results Library: C:\pe\Administrator\Results\Results.mdb

Sequence No.: 32
Autosampler Location:
Sample ID: Calib Blank 1
Date Collected: 10/10/2007 11:37:27 AM
Analyst:
Data Type: Original
Initial Sample Wt:
Initial Sample Vol:
Dilution:
Sample Prep Vol:

Nebulizer Parameters: Calib Blank 1

Analyte	Back Pressure	Flow
All	156.0 kPa	0.50 L/min

Mean Data: Calib Blank 1

Analyte	Mean Corrected Intensity	Std.Dev.	RSD	Conc.	Calib Units
ScA 357.253	1858548.9	10511.08	0.57%	101.7	%
ScR 361.383	156327.4	1020.56	0.65%	102.1	%
Ag 328.068†	4333.9	27.56	0.64%	[0.00]	mg/L
Al 308.215†	-211.5	4.14	1.96%	[0.00]	mg/L
As 188.979†	67.8	3.05	4.50%	[0.00]	mg/L
B 249.677†	85.2	5.78	6.78%	[0.00]	mg/L
Ba 233.527†	20.4	0.99	4.88%	[0.00]	mg/L
Be 313.042†	1156.7	4.85	0.42%	[0.00]	mg/L
Ca 317.933†	244.2	22.96	9.40%	[0.00]	mg/L
Cd 228.802†	16.0	4.05	25.38%	[0.00]	mg/L
Co 228.616†	430.5	3.14	0.73%	[0.00]	mg/L
Cr 267.716†	-70.1	0.65	0.93%	[0.00]	mg/L
Cu 324.752†	2655.1	21.99	0.83%	[0.00]	mg/L
Fe 273.955†	-158.8	3.61	2.28%	[0.00]	mg/L
K 766.490†	2004.1	31.22	1.56%	[0.00]	mg/L
Mg 279.077†	-37.0	31.04	83.88%	[0.00]	mg/L
Mn 257.610†	90.3	3.03	3.35%	[0.00]	mg/L
Mo 202.031†	-125.9	5.35	4.25%	[0.00]	mg/L
Na 589.592†	401.2	14.93	3.72%	[0.00]	mg/L
Na 330.237†	101.0	19.53	19.35%	[0.00]	mg/L
Ni 231.604†	-1.9	4.11	220.23%	[0.00]	mg/L
Pb 220.353†	275.3	8.75	3.18%	[0.00]	mg/L
Sb 206.836†	-17.2	5.58	32.51%	[0.00]	mg/L
Se 196.026†	-96.9	2.36	2.43%	[0.00]	mg/L
Si 288.158†	-57.4	5.27	9.19%	[0.00]	mg/L
Sn 189.927†	48.6	3.70	7.62%	[0.00]	mg/L
Sr 421.552†	-6568.4	38.08	0.58%	[0.00]	mg/L
Ti 334.903†	-276.7	28.18	10.18%	[0.00]	mg/L
Tl 190.801†	-57.3	3.31	5.78%	[0.00]	mg/L
V 292.402†	567.7	17.35	3.06%	[0.00]	mg/L
Zn 206.200†	-18.7	1.82	9.73%	[0.00]	mg/L

Analysis Begun

Start Time: 10/10/2007 11:42:21 AM
Logged In Analyst: metals
Spectrometer Model: Optima 4300 DV, S/N 077N0060101
Plasma On Time: 10/10/2007 9:49:15 AM
Technique: ICP Continuous
Autosampler Model: AS-93plus

Sample Information File: C:\pe\Administrator\Sample Information\1010A.sif
Batch ID:
Results Data Set: PE071010
Results Library: C:\pe\Administrator\Results\Results.mdb

Sequence No.: 1
Sample ID: CV
Analyst: BLW
Initial Sample Wt:
Dilution: 1X
Autosampler Location: 7
Date Collected: 10/10/2007 11:42:21 AM
Data Type: Original
Initial Sample Vol:
Sample Prep Vol:

Nebulizer Parameters: CV

Analyte	Back Pressure	Flow
All	155.0 kPa	0.50 L/min

Mean Data: CV

Analyte	Mean Corrected Intensity	Calib Conc.	Calib Units	Std.Dev.	Sample Conc.	Sample Units	Std.Dev.	RSD
ScA 357.253	1837910.3	100.6	%	0.22				0.22%
ScR 361.383	159145.1	104.0	%	0.67				0.64%
Ag 328.068†	162826.2	1.014	mg/L	0.0061	1.014	mg/L	0.0061	0.61%
Al 308.215†	3184.9	1.910	mg/L	0.0143	1.910	mg/L	0.0143	0.75%
As 188.979†	2351.8	1.999	mg/L	0.0135	1.999	mg/L	0.0135	0.68%
B 249.677†	1852.1	0.9632	mg/L	0.00547	0.9632	mg/L	0.00547	0.57%
Ba 233.527†	5286.6	0.9546	mg/L	0.00809	0.9546	mg/L	0.00809	0.85%
Be 313.042†	264188.9	0.9792	mg/L	0.00383	0.9792	mg/L	0.00383	0.39%
Ca 317.933†	20301.2	2.022	mg/L	0.0083	2.022	mg/L	0.0083	0.41%
Cd 228.802†	39012.2	0.9875	mg/L	0.01055	0.9875	mg/L	0.01055	1.07%
Co 228.616†	49513.8	0.9653	mg/L	0.00766	0.9653	mg/L	0.00766	0.79%
Cr 267.716†	3946.4	0.9611	mg/L	0.00804	0.9611	mg/L	0.00804	0.84%
Cu 324.752†	227213.6	1.058	mg/L	0.0076	1.058	mg/L	0.0076	0.72%
Fe 273.955†	2373.3	1.955	mg/L	0.0140	1.955	mg/L	0.0140	0.72%
K 766.490†	26100.6	20.01	mg/L	0.066	20.01	mg/L	0.066	0.33%
Mg 279.077†	2453.6	1.988	mg/L	0.0174	1.988	mg/L	0.0174	0.87%
Mn 257.610†	28830.4	0.9853	mg/L	0.00123	0.9853	mg/L	0.00123	0.12%
Mo 202.031†	5751.4	0.9640	mg/L	0.00372	0.9640	mg/L	0.00372	0.39%
Na 589.592†	99116.9	49.26	mg/L	0.146	49.26	mg/L	0.146	0.30%
Na 330.237†	1092.5	48.89	mg/L	0.525	48.89	mg/L	0.525	1.07%
Ni 231.604†	1171.7	0.9693	mg/L	0.00627	0.9693	mg/L	0.00627	0.65%
Pb 220.353†	13600.8	1.975	mg/L	0.0098	1.975	mg/L	0.0098	0.50%
Sb 206.836†	4030.3	1.994	mg/L	0.0073	1.994	mg/L	0.0073	0.36%
Se 196.026†	2027.1	1.913	mg/L	0.0150	1.913	mg/L	0.0150	0.78%
Si 288.158†	3525.1	2.031	mg/L	0.0214	2.031	mg/L	0.0214	1.05%
Sn 189.927†	2797.0	0.8924	mg/L	0.00608	0.8924	mg/L	0.00608	0.68%
Sr 421.552†	279874.2	0.9587	mg/L	0.00342	0.9587	mg/L	0.00342	0.36%
Ti 334.903†	19707.4	0.9819	mg/L	0.00450	0.9819	mg/L	0.00450	0.46%
Tl 190.801†	3926.0	1.920	mg/L	0.0066	1.920	mg/L	0.0066	0.34%
V 292.402†	116214.2	1.013	mg/L	0.0067	1.013	mg/L	0.0067	0.66%
Zn 206.200†	1043.6	0.9837	mg/L	0.00870	0.9837	mg/L	0.00870	0.88%

Sequence No.: 2
Sample ID: CB
Analyst: BLW
Initial Sample Wt:
Dilution: 1X

Autosampler Location: 1
Date Collected: 10/10/2007 11:48:56 AM
Data Type: Original
Initial Sample Vol:
Sample Prep Vol:

Nebulizer Parameters: CB

Analyte	Back Pressure	Flow
All	156.0 kPa	0.50 L/min

Mean Data: CB

Analyte	Mean Corrected Intensity	Calib Conc.	Calib Units	Calib Std.Dev.	Sample Conc.	Sample Units	Sample Std.Dev.	RSD
ScA 357.253	1841003.7	100.7	%	0.37				0.37%
ScR 361.383	156961.9	102.6	%	0.95				0.93%
Ag 328.068†	25.5	0.00016	mg/L	0.000194	0.00016	mg/L	0.000194	122.16%
Al 308.215†	-12.4	-0.00759	mg/L	0.010444	-0.00759	mg/L	0.010444	137.59%
As 188.979†	6.7	0.00568	mg/L	0.002043	0.00568	mg/L	0.002043	35.97%
B 249.677†	5.1	0.00264	mg/L	0.000559	0.00264	mg/L	0.000559	21.14%
Ba 233.527†	-0.6	-0.00011	mg/L	0.000481	-0.00011	mg/L	0.000481	432.94%
Be 313.042†	17.0	0.00006	mg/L	0.000099	0.00006	mg/L	0.000099	158.36%
Ca 317.933†	-13.1	-0.00131	mg/L	0.001039	-0.00131	mg/L	0.001039	79.50%
Cd 228.802†	3.2	0.00005	mg/L	0.000126	0.00005	mg/L	0.000126	269.17%
Co 228.616†	10.7	0.00021	mg/L	0.000179	0.00021	mg/L	0.000179	85.86%
Cr 267.716†	3.9	0.00096	mg/L	0.000775	0.00096	mg/L	0.000775	80.67%
Cu 324.752†	20.1	0.00009	mg/L	0.000077	0.00009	mg/L	0.000077	82.43%
Fe 273.955†	1.3	0.00106	mg/L	0.000500	0.00106	mg/L	0.000500	47.12%
K 766.490†	72.4	0.05553	mg/L	0.014832	0.05553	mg/L	0.014832	26.71%
Mg 279.077†	31.6	0.02554	mg/L	0.015064	0.02554	mg/L	0.015064	58.99%
Mn 257.610†	5.4	0.00018	mg/L	0.000288	0.00018	mg/L	0.000288	157.35%
Mo 202.031†	3.2	0.00054	mg/L	0.000816	0.00054	mg/L	0.000816	149.95%
Na 589.592†	20.0	0.00996	mg/L	0.006582	0.00996	mg/L	0.006582	66.09%
Na 330.237†	-5.1	-0.2279	mg/L	0.69772	-0.2279	mg/L	0.69772	306.19%
Ni 231.604†	5.5	0.00451	mg/L	0.001242	0.00451	mg/L	0.001242	27.56%
Pb 220.353†	-4.7	-0.00069	mg/L	0.001546	-0.00069	mg/L	0.001546	225.59%
Sb 206.836†	1.4	0.00066	mg/L	0.000672	0.00066	mg/L	0.000672	101.82%
Se 196.026†	-2.2	-0.00207	mg/L	0.002174	-0.00207	mg/L	0.002174	105.16%
Si 288.158†	2.3	0.00135	mg/L	0.010065	0.00135	mg/L	0.010065	746.32%
Sn 189.927†	-1.1	-0.00034	mg/L	0.000316	-0.00034	mg/L	0.000316	94.38%
Sr 421.552†	1.5	0.00001	mg/L	0.000175	0.00001	mg/L	0.000175	>999.9%
Ti 334.903†	14.4	0.00072	mg/L	0.002299	0.00072	mg/L	0.002299	320.32%
Tl 190.801†	4.4	0.00219	mg/L	0.001974	0.00219	mg/L	0.001974	90.32%
V 292.402†	34.8	0.00031	mg/L	0.000069	0.00031	mg/L	0.000069	22.36%
Zn 206.200†	-0.4	-0.00036	mg/L	0.000588	-0.00036	mg/L	0.000588	163.30%

Sequence No.: 3
Sample ID: CRI
Analyst: BLW
Initial Sample Wt:
Dilution: 1X

Autosampler Location: 21
Date Collected: 10/10/2007 11:55:27 AM
Data Type: Original
Initial Sample Vol:
Sample Prep Vol:

Nebulizer Parameters: CRI

Analyte	Back Pressure	Flow
All	156.0 kPa	0.50 L/min

Mean Data: CRI

Analyte	Mean Corrected Intensity	Calib Conc.	Calib Units	Calib Std.Dev.	Sample Conc.	Sample Units	Sample Std.Dev.	RSD
ScA 357.253	1848938.3	101.2	%	1.03				1.02%
ScR 361.383	158243.4	103.4	%	0.51				0.49%
Ag 328.068†	559.6	0.00348	mg/L	0.000045	0.00348	mg/L	0.000045	1.29%
Al 308.215†	73.9	0.04506	mg/L	0.011203	0.04506	mg/L	0.011203	24.86%
As 188.979†	66.8	0.05682	mg/L	0.002231	0.05682	mg/L	0.002231	3.93%
B 249.677†	34.2	0.01784	mg/L	0.004278	0.01784	mg/L	0.004278	23.98%
Ba 233.527†	15.5	0.00280	mg/L	0.000314	0.00280	mg/L	0.000314	11.22%
Be 313.042†	272.5	0.00101	mg/L	0.000025	0.00101	mg/L	0.000025	2.44%
Ca 317.933†	478.4	0.04765	mg/L	0.002705	0.04765	mg/L	0.002705	5.68%
Cd 228.802†	91.4	0.00198	mg/L	0.000042	0.00198	mg/L	0.000042	2.10%
Co 228.616†	162.8	0.00317	mg/L	0.000130	0.00317	mg/L	0.000130	4.12%
Cr 267.716†	22.3	0.00543	mg/L	0.000483	0.00543	mg/L	0.000483	8.89%
Cu 324.752†	500.8	0.00233	mg/L	0.000175	0.00233	mg/L	0.000175	7.50%
Fe 273.955†	60.5	0.04995	mg/L	0.001673	0.04995	mg/L	0.001673	3.35%
K 766.490†	689.8	0.5289	mg/L	0.04112	0.5289	mg/L	0.04112	7.78%
Mg 279.077†	82.1	0.06643	mg/L	0.005406	0.06643	mg/L	0.005406	8.14%
Mn 257.610†	27.1	0.00093	mg/L	0.000184	0.00093	mg/L	0.000184	19.64%
Mo 202.031†	32.5	0.00545	mg/L	0.001354	0.00545	mg/L	0.001354	24.83%
Na 589.592†	1036.5	0.5151	mg/L	0.01046	0.5151	mg/L	0.01046	2.03%
Na 330.237†	-14.6	-0.6609	mg/L	0.68036	-0.6609	mg/L	0.68036	102.94%
Ni 231.604†	20.6	0.01703	mg/L	0.001303	0.01703	mg/L	0.001303	7.65%
Pb 220.353†	140.6	0.02042	mg/L	0.001752	0.02042	mg/L	0.001752	8.58%
Sb 206.836†	109.2	0.05408	mg/L	0.000826	0.05408	mg/L	0.000826	1.53%
Se 196.026†	58.7	0.05546	mg/L	0.004925	0.05546	mg/L	0.004925	8.88%
Si 288.158†	121.7	0.07006	mg/L	0.006103	0.07006	mg/L	0.006103	8.71%
Sn 189.927†	31.9	0.01018	mg/L	0.000989	0.01018	mg/L	0.000989	9.72%
Sr 421.552†	311.6	0.00107	mg/L	0.000068	0.00107	mg/L	0.000068	6.34%
Ti 334.903†	139.0	0.00693	mg/L	0.000868	0.00693	mg/L	0.000868	12.53%
Tl 190.801†	101.3	0.04981	mg/L	0.001257	0.04981	mg/L	0.001257	2.52%
V 292.402†	360.3	0.00316	mg/L	0.000354	0.00316	mg/L	0.000354	11.19%
Zn 206.200†	10.7	0.01009	mg/L	0.001886	0.01009	mg/L	0.001886	18.69%

Sequence No.: 4
Sample ID: ICSA
Analyst: BLW
Initial Sample Wt:
Dilution: 1X

Autosampler Location: 22
Date Collected: 10/10/2007 12:02:00 PM
Data Type: Original
Initial Sample Vol:
Sample Prep Vol:

Nebulizer Parameters: ICSA

Analyte	Back Pressure	Flow
All	156.0 kPa	0.50 L/min

Mean Data: ICSA

Analyte	Mean Corrected Intensity	Calib Conc.	Calib Units	Calib Std.Dev.	Sample Conc.	Sample Units	Sample Std.Dev.	RSD
ScA 357.253	1793902.6	98.16	%	0.699				0.71%
ScR 361.383	158844.7	103.8	%	0.73				0.70%
Ag 328.068†	-888.6	0.00097	mg/L	0.000216	0.00097	mg/L	0.000216	22.35%
Al 308.215†	316119.7	193.4	mg/L	0.90	193.4	mg/L	0.90	0.46%
As 188.979†	65.2	0.01517	mg/L	0.006233	0.01517	mg/L	0.006233	41.08%
B 249.677†	-25.2	0.00309	mg/L	0.003029	0.00309	mg/L	0.003029	97.92%
Ba 233.527†	47.3	0.00135	mg/L	0.000309	0.00135	mg/L	0.000309	22.98%
Be 313.042†	-47.7	-0.00021	mg/L	0.000108	-0.00021	mg/L	0.000108	51.93%
Ca 317.933†	975755.4	97.19	mg/L	0.356	97.19	mg/L	0.356	0.37%
Cd 228.802†	16.8	0.00007	mg/L	0.000109	0.00007	mg/L	0.000109	160.13%
Co 228.616†	60.1	-0.00200	mg/L	0.000171	-0.00200	mg/L	0.000171	8.57%
Cr 267.716†	-1.1	0.00369	mg/L	0.001644	0.00369	mg/L	0.001644	44.53%
Cu 324.752†	-4163.8	-0.00116	mg/L	0.000235	-0.00116	mg/L	0.000235	20.18%
Fe 273.955†	236510.0	195.2	mg/L	0.85	195.2	mg/L	0.85	0.44%
K 766.490†	68.1	0.05224	mg/L	0.012372	0.05224	mg/L	0.012372	23.68%
Mg 279.077†	120800.7	97.63	mg/L	0.800	97.63	mg/L	0.800	0.82%
Mn 257.610†	86.8	0.00042	mg/L	0.000138	0.00042	mg/L	0.000138	33.12%
Mo 202.031†	-0.2	0.00652	mg/L	0.000941	0.00652	mg/L	0.000941	14.42%
Na 589.592†	-13.6	-0.00678	mg/L	0.009999	-0.00678	mg/L	0.009999	147.40%
Na 330.237†	6.7	0.2047	mg/L	0.83566	0.2047	mg/L	0.83566	408.18%
Ni 231.604†	3.1	0.00259	mg/L	0.004627	0.00259	mg/L	0.004627	178.66%
Pb 220.353†	-370.3	-0.00915	mg/L	0.000821	-0.00915	mg/L	0.000821	8.97%
Sb 206.836†	2.8	0.00141	mg/L	0.001826	0.00141	mg/L	0.001826	129.37%
Se 196.026†	-130.7	-0.05075	mg/L	0.004412	-0.05075	mg/L	0.004412	8.69%
Si 288.158†	-1.3	-0.00075	mg/L	0.003094	-0.00075	mg/L	0.003094	414.55%
Sn 189.927†	-44.2	-0.01947	mg/L	0.000994	-0.01947	mg/L	0.000994	5.10%
Sr 421.552†	564.2	-0.00023	mg/L	0.000042	-0.00023	mg/L	0.000042	18.20%
Ti 334.903†	140.1	0.00699	mg/L	0.000382	0.00699	mg/L	0.000382	5.47%
Tl 190.801†	-45.5	-0.02246	mg/L	0.005236	-0.02246	mg/L	0.005236	23.31%
V 292.402†	1526.8	-0.00216	mg/L	0.000208	-0.00216	mg/L	0.000208	9.64%
Zn 206.200†	-14.5	-0.01095	mg/L	0.002146	-0.01095	mg/L	0.002146	19.59%

Sequence No.: 5
Sample ID: ICSAB
Analyst: BLW
Initial Sample Wt:
Dilution: 1X

Autosampler Location: 23
Date Collected: 10/10/2007 12:08:35 PM
Data Type: Original
Initial Sample Vol:
Sample Prep Vol:

Nebulizer Parameters: ICSAB

Analyte	Back Pressure	Flow
All	156.0 kPa	0.50 L/min

Mean Data: ICSAB

Analyte	Mean Corrected Intensity	Calib Conc.	Calib Units	Calib Std.Dev.	Sample Conc.	Sample Units	Sample Std.Dev.	RSD
ScA 357.253	1790706.5	97.99	%	0.790				0.81%
ScR 361.383	157439.2	102.9	%	0.50				0.49%
Ag 328.068†	172497.4	1.080	mg/L	0.0050	1.080	mg/L	0.0050	0.47%
Al 308.215†	318577.6	194.9	mg/L	0.28	194.9	mg/L	0.28	0.15%
As 188.979†	1264.9	1.036	mg/L	0.0112	1.036	mg/L	0.0112	1.08%
B 249.677†	-19.5	0.00313	mg/L	0.005261	0.00313	mg/L	0.005261	168.13%
Ba 233.527†	5362.8	0.9608	mg/L	0.00918	0.9608	mg/L	0.00918	0.96%
Be 313.042†	271810.4	1.007	mg/L	0.0035	1.007	mg/L	0.0035	0.35%
Ca 317.933†	982490.5	97.86	mg/L	0.369	97.86	mg/L	0.369	0.38%
Cd 228.802†	38808.0	0.9883	mg/L	0.00629	0.9883	mg/L	0.00629	0.64%
Co 228.616†	48376.0	0.9412	mg/L	0.00156	0.9412	mg/L	0.00156	0.17%
Cr 267.716†	3967.0	0.9701	mg/L	0.00652	0.9701	mg/L	0.00652	0.67%
Cu 324.752†	230931.1	1.094	mg/L	0.0022	1.094	mg/L	0.0022	0.20%
Fe 273.955†	236850.8	195.4	mg/L	0.24	195.4	mg/L	0.24	0.12%
K 766.490†	247.1	0.1895	mg/L	0.01993	0.1895	mg/L	0.01993	10.52%
Mg 279.077†	123524.0	99.83	mg/L	0.188	99.83	mg/L	0.188	0.19%
Mn 257.610†	29287.5	0.9978	mg/L	0.00074	0.9978	mg/L	0.00074	0.07%
Mo 202.031†	1.3	0.00674	mg/L	0.000984	0.00674	mg/L	0.000984	14.61%
Na 589.592†	-34.6	-0.01717	mg/L	0.004938	-0.01717	mg/L	0.004938	28.76%
Na 330.237†	21.0	0.3483	mg/L	0.24541	0.3483	mg/L	0.24541	70.46%
Ni 231.604†	1151.4	0.9518	mg/L	0.01143	0.9518	mg/L	0.01143	1.20%
Pb 220.353†	6373.0	0.9705	mg/L	0.01090	0.9705	mg/L	0.01090	1.12%
Sb 206.836†	2097.4	1.029	mg/L	0.0115	1.029	mg/L	0.0115	1.11%
Se 196.026†	929.2	0.9488	mg/L	0.01359	0.9488	mg/L	0.01359	1.43%
Si 288.158†	-4.3	-0.00188	mg/L	0.000343	-0.00188	mg/L	0.000343	18.22%
Sn 189.927†	-42.9	-0.01895	mg/L	0.000716	-0.01895	mg/L	0.000716	3.78%
Sr 421.552†	607.6	-0.00017	mg/L	0.000239	-0.00017	mg/L	0.000239	144.63%
Ti 334.903†	139.5	0.00668	mg/L	0.000169	0.00668	mg/L	0.000169	2.53%
Tl 190.801†	1911.6	0.9297	mg/L	0.00753	0.9297	mg/L	0.00753	0.81%
V 292.402†	121072.5	1.035	mg/L	0.0043	1.035	mg/L	0.0043	0.42%
Zn 206.200†	990.0	0.9361	mg/L	0.00848	0.9361	mg/L	0.00848	0.91%

Sequence No.: 6
Sample ID: CV 2
Analyst: BLW
Initial Sample Wt:
Dilution: 1X

Autosampler Location: 7
Date Collected: 10/10/2007 12:15:08 PM
Data Type: Original
Initial Sample Vol:
Sample Prep Vol:

Nebulizer Parameters: CV

Analyte	Back Pressure	Flow
All	156.0 kPa	0.50 L/min

Mean Data: CV

Analyte	Mean Corrected Intensity	Calib Conc.	Calib Units	Std.Dev.	Sample Conc.	Sample Units	Std.Dev.	RSD
ScA 357.253	1829400.0	100.1	%	0.50				0.50%
ScR 361.383	158064.6	103.3	%	0.43				0.42%
Ag 328.068†	162412.5	1.011	mg/L	0.0058	1.011	mg/L	0.0058	0.58%
Al 308.215†	3199.6	1.918	mg/L	0.0049	1.918	mg/L	0.0049	0.26%
As 188.979†	2354.5	2.002	mg/L	0.0034	2.002	mg/L	0.0034	0.17%
B 249.677†	1854.1	0.9642	mg/L	0.00465	0.9642	mg/L	0.00465	0.48%
Ba 233.527†	5308.0	0.9585	mg/L	0.00104	0.9585	mg/L	0.00104	0.11%
Be 313.042†	263971.6	0.9784	mg/L	0.00133	0.9784	mg/L	0.00133	0.14%
Ca 317.933†	20273.4	2.019	mg/L	0.0047	2.019	mg/L	0.0047	0.24%
Cd 228.802†	38995.5	0.9870	mg/L	0.01172	0.9870	mg/L	0.01172	1.19%
Co 228.616†	49533.8	0.9657	mg/L	0.00445	0.9657	mg/L	0.00445	0.46%
Cr 267.716†	3959.9	0.9644	mg/L	0.00479	0.9644	mg/L	0.00479	0.50%
Cu 324.752†	227284.2	1.058	mg/L	0.0055	1.058	mg/L	0.0055	0.52%
Fe 273.955†	2390.1	1.969	mg/L	0.0097	1.969	mg/L	0.0097	0.49%
K 766.490†	26134.7	20.04	mg/L	0.023	20.04	mg/L	0.023	0.11%
Mg 279.077†	2466.0	1.998	mg/L	0.0104	1.998	mg/L	0.0104	0.52%
Mn 257.610†	28862.0	0.9864	mg/L	0.00239	0.9864	mg/L	0.00239	0.24%
Mo 202.031†	5788.8	0.9702	mg/L	0.00095	0.9702	mg/L	0.00095	0.10%
Na 589.592†	98551.3	48.98	mg/L	0.410	48.98	mg/L	0.410	0.84%
Na 330.237†	1087.3	48.65	mg/L	0.297	48.65	mg/L	0.297	0.61%
Ni 231.604†	1178.5	0.9750	mg/L	0.00123	0.9750	mg/L	0.00123	0.13%
Pb 220.353†	13799.2	2.004	mg/L	0.0076	2.004	mg/L	0.0076	0.38%
Sb 206.836†	4035.8	1.996	mg/L	0.0055	1.996	mg/L	0.0055	0.28%
Se 196.026†	2032.6	1.918	mg/L	0.0045	1.918	mg/L	0.0045	0.24%
Si 288.158†	3554.9	2.049	mg/L	0.0137	2.049	mg/L	0.0137	0.67%
Sn 189.927†	2817.5	0.8989	mg/L ✓	0.00241	0.8989	mg/L	0.00241	0.27%
Sr 421.552†	280499.7	0.9609	mg/L	0.00288	0.9609	mg/L	0.00288	0.30%
Ti 334.903†	19663.1	0.9797	mg/L	0.00275	0.9797	mg/L	0.00275	0.28%
Tl 190.801†	3955.7	1.935	mg/L	0.0032	1.935	mg/L	0.0032	0.17%
V 292.402†	115831.1	1.010	mg/L	0.0067	1.010	mg/L	0.0067	0.66%
Zn 206.200†	1052.1	0.9917	mg/L	0.00184	0.9917	mg/L	0.00184	0.19%

Sequence No.: 7
Sample ID: CB 2
Analyst: BLW
Initial Sample Wt:
Dilution: 1X

Autosampler Location: 1
Date Collected: 10/10/2007 12:21:42 PM
Data Type: Original
Initial Sample Vol:
Sample Prep Vol:

Nebulizer Parameters: CB

Analyte	Back Pressure	Flow
All	156.0 kPa	0.50 L/min

Mean Data: CB

Analyte	Mean Corrected Intensity	Calib Conc.	Calib Units	Calib Std.Dev.	Sample Conc.	Sample Units	Sample Std.Dev.	RSD
ScA 357.253	1842560.4	100.8	%	0.67				0.66%
ScR 361.383	157463.0	102.9	%	0.71				0.69%
Ag 328.068†	104.5	0.00065	mg/L	0.000360	0.00065	mg/L	0.000360	55.43%
Al 308.215†	6.8	0.00415	mg/L	0.003086	0.00415	mg/L	0.003086	74.36%
As 188.979†	7.7	0.00652	mg/L	0.005310	0.00652	mg/L	0.005310	81.48%
B 249.677†	1.1	0.00057	mg/L	0.002851	0.00057	mg/L	0.002851	498.95%
Ba 233.527†	-1.9	-0.00035	mg/L	0.000637	-0.00035	mg/L	0.000637	181.99%
Be 313.042†	7.9	0.00003	mg/L	0.000023	0.00003	mg/L	0.000023	79.29%
Ca 317.933†	17.3	0.00172	mg/L	0.003594	0.00172	mg/L	0.003594	208.67%
Cd 228.802†	4.8	0.00008	mg/L	0.000134	0.00008	mg/L	0.000134	166.04%
Co 228.616†	4.7	0.00009	mg/L	0.000131	0.00009	mg/L	0.000131	141.77%
Cr 267.716†	6.4	0.00156	mg/L	0.001658	0.00156	mg/L	0.001658	106.17%
Cu 324.752†	69.5	0.00032	mg/L	0.000220	0.00032	mg/L	0.000220	68.31%
Fe 273.955†	-2.9	-0.00240	mg/L	0.001036	-0.00240	mg/L	0.001036	43.27%
K 766.490†	49.8	0.03816	mg/L	0.037722	0.03816	mg/L	0.037722	98.86%
Mg 279.077†	29.1	0.02358	mg/L	0.007601	0.02358	mg/L	0.007601	32.24%
Mn 257.610†	-1.7	-0.00006	mg/L	0.000073	-0.00006	mg/L	0.000073	123.28%
Mo 202.031†	7.4	0.00123	mg/L	0.000332	0.00123	mg/L	0.000332	26.90%
Na 589.592†	6.6	0.00328	mg/L	0.005038	0.00328	mg/L	0.005038	153.60%
Na 330.237†	-4.8	-0.2141	mg/L	0.52172	-0.2141	mg/L	0.52172	243.63%
Ni 231.604†	3.9	0.00322	mg/L	0.005821	0.00322	mg/L	0.005821	180.96%
Pb 220.353†	7.4	0.00108	mg/L	0.000976	0.00108	mg/L	0.000976	90.18%
Sb 206.836†	-3.2	-0.00161	mg/L	0.001010	-0.00161	mg/L	0.001010	62.60%
Se 196.026†	-0.5	-0.00044	mg/L	0.002057	-0.00044	mg/L	0.002057	466.18%
Si 288.158†	8.7	0.00502	mg/L	0.004560	0.00502	mg/L	0.004560	90.81%
Sn 189.927†	1.6	0.00050	mg/L	0.000349	0.00050	mg/L	0.000349	69.70%
Sr 421.552†	-28.5	-0.00010	mg/L	0.000296	-0.00010	mg/L	0.000296	302.72%
Ti 334.903†	7.9	0.00039	mg/L	0.000857	0.00039	mg/L	0.000857	219.25%
Tl 190.801†	6.8	0.00332	mg/L	0.003067	0.00332	mg/L	0.003067	92.29%
V 292.402†	40.0	0.00036	mg/L	0.000103	0.00036	mg/L	0.000103	28.48%
Zn 206.200†	0.1	0.00012	mg/L	0.001678	0.00012	mg/L	0.001678	>999.9%

Sequence No.: 8
Sample ID: LS34 MB TWC
Analyst: BLW
Initial Sample Wt:
Dilution: 1X

Autosampler Location: 24
Date Collected: 10/10/2007 12:28:14 PM
Data Type: Original
Initial Sample Vol:
Sample Prep Vol:

Nebulizer Parameters: LS34 MB TWC

Analyte	Back Pressure	Flow
All	156.0 kPa	0.50 L/min

Mean Data: LS34 MB TWC

Analyte	Mean Corrected Intensity	Calib Conc.	Calib Units	Calib Std.Dev.	Sample Conc.	Sample Units	Sample Std.Dev.	Sample RSD
ScA 357.253	1906319.2	104.3	%	0.25				0.24%
ScR 361.383	159946.6	104.5	%	0.46				0.44%
Ag 328.068†	-64.2	-0.00040	mg/L	0.000339	-0.00040	mg/L	0.000339	84.73%
Al 308.215†	25.1	0.01536	mg/L	0.016485	0.01536	mg/L	0.016485	107.35%
As 188.979†	5.7	0.00486	mg/L	0.001273	0.00486	mg/L	0.001273	26.20%
B 249.677†	-5.5	-0.00288	mg/L	0.003431	-0.00288	mg/L	0.003431	119.14%
Ba 233.527†	-2.2	-0.00040	mg/L	0.000803	-0.00040	mg/L	0.000803	200.46%
Be 313.042†	-37.6	-0.00014	mg/L	0.000084	-0.00014	mg/L	0.000084	60.52%
Ca 317.933†	100.5	0.01001	mg/L	0.004140	0.01001	mg/L	0.004140	41.34%
Cd 228.802†	10.8	0.00025	mg/L	0.000134	0.00025	mg/L	0.000134	54.23%
Co 228.616†	-5.6	-0.00011	mg/L	0.000119	-0.00011	mg/L	0.000119	106.18%
Cr 267.716†	5.0	0.00121	mg/L	0.001295	0.00121	mg/L	0.001295	107.10%
Cu 324.752†	-69.7	-0.00033	mg/L	0.000220	-0.00033	mg/L	0.000220	67.71%
Fe 273.955†	1.0	0.00086	mg/L	0.000586	0.00086	mg/L	0.000586	68.18%
K 766.490†	-1.3	-0.00098	mg/L	0.024515	-0.00098	mg/L	0.024515	>999.9%
Mg 279.077†	21.1	0.01707	mg/L	0.015022	0.01707	mg/L	0.015022	88.01%
Mn 257.610†	-2.1	-0.00007	mg/L	0.000067	-0.00007	mg/L	0.000067	94.26%
Mo 202.031†	5.4	0.00090	mg/L	0.000297	0.00090	mg/L	0.000297	33.13%
Na 589.592†	-22.8	-0.01132	mg/L	0.004760	-0.01132	mg/L	0.004760	42.04%
Na 330.237†	-2.6	-0.1181	mg/L	0.30494	-0.1181	mg/L	0.30494	258.15%
Ni 231.604†	5.7	0.00468	mg/L	0.001690	0.00468	mg/L	0.001690	36.09%
Pb 220.353†	-9.0	-0.00129	mg/L	0.000926	-0.00129	mg/L	0.000926	71.51%
Sb 206.836†	4.1	0.00204	mg/L	0.001950	0.00204	mg/L	0.001950	95.74%
Se 196.026†	5.5	0.00521	mg/L	0.001134	0.00521	mg/L	0.001134	21.79%
Si 288.158†	11.2	0.00648	mg/L	0.009007	0.00648	mg/L	0.009007	139.07%
Sn 189.927†	-1.4	-0.00044	mg/L	0.000831	-0.00044	mg/L	0.000831	187.92%
Sr 421.552†	51.6	0.00018	mg/L	0.000206	0.00018	mg/L	0.000206	116.71%
Ti 334.903†	37.5	0.00187	mg/L	0.000379	0.00187	mg/L	0.000379	20.31%
Tl 190.801†	8.7	0.00427	mg/L	0.001154	0.00427	mg/L	0.001154	27.03%
V 292.402†	-2.7	-0.00001	mg/L	0.000251	-0.00001	mg/L	0.000251	>999.9%
Zn 206.200†	-0.4	-0.00034	mg/L	0.001095	-0.00034	mg/L	0.001095	317.94%

Sequence No.: 9
Sample ID: LS96 MB LEN
Analyst: BLW
Initial Sample Wt:
Dilution: 5X

Autosampler Location: 25
Date Collected: 10/10/2007 12:34:47 PM
Data Type: Original
Initial Sample Vol:
Sample Prep Vol:

Nebulizer Parameters: LS96 MB LEN

Analyte	Back Pressure	Flow
All	157.0 kPa	0.50 L/min

Mean Data: LS96 MB LEN

Analyte	Mean Corrected Intensity	Calib Conc.	Calib Units	Calib Std.Dev.	Sample Conc.	Sample Units	Sample Std.Dev.	RSD
ScA 357.253	1827165.6	99.98	%	0.218				0.22%
ScR 361.383	162707.8	106.3	%	0.65				0.61%
Ag 328.068†	209.9	0.00131	mg/L	0.000163	0.00653	mg/L	0.000817	12.50%
Al 308.215†	18.9	0.01159	mg/L	0.020966	0.05793	mg/L	0.104828	180.96%
As 188.979†	12.7	0.01079	mg/L	0.001892	0.05397	mg/L	0.009462	17.53%
B 249.677†	14.2	0.00739	mg/L	0.000722	0.03695	mg/L	0.003612	9.78%
Ba 233.527†	-0.5	-0.00010	mg/L	0.000350	-0.00050	mg/L	0.001752	353.64%
Be 313.042†	-59.0	-0.00022	mg/L	0.000098	-0.00110	mg/L	0.000491	44.60%
Ca 317.933†	1580.1	0.1574	mg/L	0.00276	0.7870	mg/L	0.01379	1.75%
Cd 228.802†	0.1	-0.00007	mg/L	0.000062	-0.00034	mg/L	0.000311	92.41%
Co 228.616†	20.4	0.00040	mg/L	0.000045	0.00199	mg/L	0.000223	11.23%
Cr 267.716†	6.8	0.00167	mg/L	0.000649	0.00834	mg/L	0.003244	38.90%
Cu 324.752†	209.9	0.00098	mg/L	0.000160	0.00489	mg/L	0.000802	16.40%
Fe 273.955†	1.0	0.00079	mg/L	0.001013	0.00395	mg/L	0.005067	128.33%
K 766.490†	203.6	0.1561	mg/L	0.02428	0.7805	mg/L	0.12140	15.55%
Mg 279.077†	55.6	0.04494	mg/L	0.015052	0.2247	mg/L	0.07526	33.50%
Mn 257.610†	-3.7	-0.00013	mg/L	0.000134	-0.00064	mg/L	0.000672	105.30%
Mo 202.031†	-1.8	-0.00031	mg/L	0.000663	-0.00153	mg/L	0.003313	215.92%
Na 589.592†	591416.8	293.9	mg/L	1.65	1470	mg/L	8.3	0.56%
Na 330.237†	6522.3	293.9	mg/L	2.20	1469	mg/L	11.0	0.75%
Ni 231.604†	5.6	0.00459	mg/L	0.004483	0.02293	mg/L	0.022413	97.76%
Pb 220.353†	2.9	0.00042	mg/L	0.000708	0.00212	mg/L	0.003542	166.85%
Sb 206.836†	0.8	0.00037	mg/L	0.003670	0.00184	mg/L	0.018351	999.77%
Se 196.026†	-0.3	-0.00024	mg/L	0.001467	-0.00119	mg/L	0.007333	615.62%
Si 288.158†	16.7	0.00959	mg/L	0.013508	0.04797	mg/L	0.067540	140.80%
Sn 189.927†	5.5	0.00177	mg/L	0.000582	0.00885	mg/L	0.002908	32.84%
Sr 421.552†	225.8	0.00077	mg/L	0.000177	0.00387	mg/L	0.000885	22.88%
Ti 334.903†	4.4	0.00022	mg/L	0.000417	0.00109	mg/L	0.002087	192.23%
Tl 190.801†	0.9	0.00043	mg/L	0.000734	0.00213	mg/L	0.003671	172.12%
V 292.402†	58.9	0.00052	mg/L	0.000248	0.00259	mg/L	0.001239	47.89%
Zn 206.200†	0.3	0.00028	mg/L	0.000823	0.00138	mg/L	0.004117	299.23%

Sequence No.: 10
Sample ID: LS96 B LEN
Analyst: BLW
Initial Sample Wt:
Dilution: 5X

Autosampler Location: 26
Date Collected: 10/10/2007 12:41:37 PM
Data Type: Original
Initial Sample Vol:
Sample Prep Vol:

Nebulizer Parameters: LS96 B LEN

Analyte	Back Pressure	Flow
All	156.0 kPa	0.50 L/min

Mean Data: LS96 B LEN

Analyte	Mean Corrected Intensity	Calib Conc.	Calib Units	Calib Std.Dev.	Sample Conc.	Sample Units	Sample Std.Dev.	RSD
ScA 357.253	1836397.2	100.5	%	0.18				0.18%
ScR 361.383	161796.2	105.7	%	1.34				1.27%
Ag 328.068†	183.8	0.00115	mg/L	0.000199	0.00573	mg/L	0.000996	17.39%
Al 308.215†	215.3	0.1317	mg/L	0.01724	0.6585	mg/L	0.08619	13.09%
As 188.979†	7.7	0.00641	mg/L	0.003389	0.03206	mg/L	0.016946	52.86%
B 249.677†	23.6	0.01231	mg/L	0.001011	0.06153	mg/L	0.005057	8.22%
Ba 233.527†	51.3	0.00926	mg/L	0.000203	0.04629	mg/L	0.001016	2.20%
Be 313.042†	-49.2	-0.00019	mg/L	0.000094	-0.00096	mg/L	0.000470	49.04%
Ca 317.933†	21222.7	2.114	mg/L	0.0395	10.57	mg/L	0.198	1.87%
Cd 228.802†	-0.3	-0.00005	mg/L	0.000019	-0.00024	mg/L	0.000094	38.75%
Co 228.616†	58.3	0.00113	mg/L	0.000053	0.00566	mg/L	0.000266	4.70%
Cr 267.716†	5.2	0.00126	mg/L	0.002797	0.00628	mg/L	0.013985	222.64%
Cu 324.752†	424.0	0.00197	mg/L	0.000242	0.00987	mg/L	0.001212	12.28%
Fe 273.955†	14.2	0.01175	mg/L	0.001088	0.05873	mg/L	0.005442	9.27%
K 766.490†	364.5	0.2795	mg/L	0.04606	1.397	mg/L	0.2303	16.48%
Mg 279.077†	482.5	0.3903	mg/L	0.00655	1.951	mg/L	0.0328	1.68%
Mn 257.610†	500.5	0.01708	mg/L	0.000169	0.08540	mg/L	0.000847	0.99%
Mo 202.031†	1.3	0.00015	mg/L	0.000458	0.00076	mg/L	0.002290	302.89%
Na 589.592†	593414.9	294.9	mg/L	0.84	1475	mg/L	4.2	0.29%
Na 330.237†	6459.6	291.0	mg/L	5.94	1455	mg/L	29.7	2.04%
Ni 231.604†	12.0	0.00992	mg/L	0.002233	0.04962	mg/L	0.011164	22.50%
Pb 220.353†	-0.6	-0.00006	mg/L	0.000629	-0.00028	mg/L	0.003143	>999.9%
Sb 206.836†	-5.5	-0.00270	mg/L	0.001561	-0.01349	mg/L	0.007805	57.84%
Se 196.026†	-4.6	-0.00409	mg/L	0.001776	-0.02047	mg/L	0.008880	43.39%
Si 288.158†	706.9	0.4068	mg/L	0.01088	2.034	mg/L	0.0544	2.67%
Sn 189.927†	0.6	0.00025	mg/L	0.000080	0.00124	mg/L	0.000400	32.23%
Sr 421.552†	5701.6	0.01953	mg/L	0.000178	0.09766	mg/L	0.000891	0.91%
Ti 334.903†	52.9	0.00264	mg/L	0.001192	0.01319	mg/L	0.005960	45.20%
Tl 190.801†	5.4	0.00259	mg/L	0.002505	0.01297	mg/L	0.012527	96.61%
V 292.402†	453.5	0.00392	mg/L	0.000377	0.01959	mg/L	0.001883	9.61%
Zn 206.200†	0.8	0.00085	mg/L	0.001372	0.00425	mg/L	0.006858	161.25%

Sequence No.: 11
Sample ID: LS96 ADUP LEN
Analyst: BLW
Initial Sample Wt:
Dilution: 5X

Autosampler Location: 27
Date Collected: 10/10/2007 12:48:27 PM
Data Type: Original
Initial Sample Vol:
Sample Prep Vol:

Nebulizer Parameters: LS96 ADUP LEN

Analyte	Back Pressure	Flow
All	158.0 kPa	0.50 L/min

Mean Data: LS96 ADUP LEN

Analyte	Mean Corrected Intensity	Calib Conc.	Calib Units	Std.Dev.	Sample Conc.	Sample Units	Std.Dev.	RSD
ScA 357.253	1851300.9	101.3	%	0.30				0.29%
ScR 361.383	161275.4	105.4	%	0.17				0.16%
Ag 328.068†	62.2	0.00039	mg/L	0.000565	0.00194	mg/L	0.002827	145.71%
Al 308.215†	174.0	0.1064	mg/L	0.00827	0.5321	mg/L	0.04133	7.77%
As 188.979†	9.7	0.00810	mg/L	0.005826	0.04050	mg/L	0.029132	71.92%
B 249.677†	16.7	0.00872	mg/L	0.002771	0.04359	mg/L	0.013855	31.79%
Ba 233.527†	39.1	0.00706	mg/L	0.000745	0.03532	mg/L	0.003725	10.54%
Be 313.042†	-37.0	-0.00015	mg/L	0.000067	-0.00073	mg/L	0.000337	46.53%
Ca 317.933†	17186.2	1.712	mg/L	0.0101	8.560	mg/L	0.0507	0.59%
Cd 228.802†	-2.0	-0.00010	mg/L	0.000059	-0.00052	mg/L	0.000293	56.76%
Co 228.616†	115.6	0.00225	mg/L	0.000081	0.01127	mg/L	0.000403	3.58%
Cr 267.716†	5.8	0.00140	mg/L	0.001215	0.00699	mg/L	0.006074	86.85%
Cu 324.752†	391.1	0.00182	mg/L	0.000289	0.00910	mg/L	0.001447	15.89%
Fe 273.955†	9.3	0.00767	mg/L	0.003483	0.03835	mg/L	0.017414	45.40%
K 766.490†	416.9	0.3197	mg/L	0.00568	1.598	mg/L	0.0284	1.78%
Mg 279.077†	392.0	0.3171	mg/L	0.00608	1.585	mg/L	0.0304	1.92%
Mn 257.610†	840.2	0.02868	mg/L	0.000364	0.1434	mg/L	0.00182	1.27%
Mo 202.031†	1.2	0.00016	mg/L	0.000590	0.00078	mg/L	0.002949	376.92%
Na 589.592†	593014.3	294.7	mg/L	0.80	1474	mg/L	4.0	0.27%
Na 330.237†	6543.3	294.8	mg/L	1.42	1474	mg/L	7.1	0.48%
Ni 231.604†	11.2	0.00926	mg/L	0.000722	0.04632	mg/L	0.003610	7.79%
Pb 220.353†	-4.1	-0.00056	mg/L	0.001084	-0.00280	mg/L	0.005419	193.79%
Sb 206.836†	2.8	0.00139	mg/L	0.003882	0.00696	mg/L	0.019410	278.86%
Se 196.026†	-3.9	-0.00347	mg/L	0.003528	-0.01735	mg/L	0.017640	101.69%
Si 288.158†	513.4	0.2955	mg/L	0.01191	1.477	mg/L	0.0595	4.03%
Sn 189.927†	1.4	0.00050	mg/L	0.000445	0.00251	mg/L	0.002227	88.77%
Sr 421.552†	4039.7	0.01384	mg/L	0.000137	0.06919	mg/L	0.000684	0.99%
Ti 334.903†	29.0	0.00144	mg/L	0.000556	0.00722	mg/L	0.002779	38.50%
Tl 190.801†	1.6	0.00073	mg/L	0.000933	0.00367	mg/L	0.004663	127.21%
V 292.402†	377.4	0.00327	mg/L	0.000238	0.01633	mg/L	0.001190	7.29%
Zn 206.200†	2.5	0.00237	mg/L	0.000881	0.01185	mg/L	0.004406	37.17%

Sequence No.: 12
Sample ID: LS96 A LEN
Analyst: BLW
Initial Sample Wt:
Dilution: 5X

Autosampler Location: 28
Date Collected: 10/10/2007 12:55:17 PM
Data Type: Original
Initial Sample Vol:
Sample Prep Vol:

Nebulizer Parameters: LS96 A LEN

Analyte	Back Pressure	Flow
All	157.0 kPa	0.50 L/min

Mean Data: LS96 A LEN

Analyte	Mean Corrected Intensity	Calib Conc.	Calib Units	Calib Std.Dev.	Sample Conc.	Sample Units	Sample Std.Dev.	RSD
ScA 357.253	1835267.2	100.4	%	0.79				0.79%
ScR 361.383	160181.3	104.7	%	0.38				0.37%
Ag 328.068†	94.6	0.00059	mg/L	0.000271	0.00295	mg/L	0.001356	46.04%
Al 308.215†	147.1	0.08996	mg/L	0.014240	0.4498	mg/L	0.07120	15.83%
As 188.979†	7.2	0.00599	mg/L	0.001934	0.02995	mg/L	0.009670	32.29%
B 249.677†	20.5	0.01068	mg/L	0.001280	0.05340	mg/L	0.006398	11.98%
Ba 233.527†	36.5	0.00659	mg/L	0.000159	0.03297	mg/L	0.000794	2.41%
Be 313.042†	-33.9	-0.00013	mg/L	0.000180	-0.00067	mg/L	0.000900	134.99%
Ca 317.933†	17314.2	1.725	mg/L	0.0031	8.623	mg/L	0.0157	0.18%
Cd 228.802†	-0.6	-0.00005	mg/L	0.000111	-0.00027	mg/L	0.000556	203.95%
Co 228.616†	125.5	0.00245	mg/L	0.000216	0.01223	mg/L	0.001082	8.85%
Cr 267.716†	5.8	0.00141	mg/L	0.001143	0.00703	mg/L	0.005713	81.22%
Cu 324.752†	437.2	0.00204	mg/L	0.000223	0.01018	mg/L	0.001114	10.94%
Fe 273.955†	8.5	0.00696	mg/L	0.001036	0.03481	mg/L	0.005181	14.88%
K 766.490†	448.5	0.3439	mg/L	0.05520	1.719	mg/L	0.2760	16.05%
Mg 279.077†	367.4	0.2971	mg/L	0.01064	1.486	mg/L	0.0532	3.58%
Mn 257.610†	847.8	0.02894	mg/L	0.000403	0.1447	mg/L	0.00201	1.39%
Mo 202.031†	-0.7	-0.00017	mg/L	0.000855	-0.00084	mg/L	0.004276	511.64%
Na 589.592†	593717.7	295.1	mg/L	1.02	1475	mg/L	5.1	0.34%
Na 330.237†	6588.2	296.8	mg/L	0.97	1484	mg/L	4.9	0.33%
Ni 231.604†	9.4	0.00773	mg/L	0.003218	0.03865	mg/L	0.016090	41.63%
Pb 220.353†	0.7	0.00012	mg/L	0.000847	0.00061	mg/L	0.004234	695.19%
Sb 206.836†	-3.0	-0.00150	mg/L	0.001059	-0.00752	mg/L	0.005297	70.40%
Se 196.026†	0.8	0.00092	mg/L	0.004455	0.00462	mg/L	0.022275	482.65%
Si 288.158†	512.6	0.2950	mg/L	0.00681	1.475	mg/L	0.0340	2.31%
Sn 189.927†	2.5	0.00085	mg/L	0.001008	0.00424	mg/L	0.005039	118.94%
Sr 421.552†	4000.4	0.01370	mg/L	0.000067	0.06851	mg/L	0.000334	0.49%
Ti 334.903†	36.8	0.00184	mg/L	0.000244	0.00918	mg/L	0.001219	13.28%
Tl 190.801†	2.6	0.00123	mg/L	0.001275	0.00614	mg/L	0.006374	103.80%
V 292.402†	377.4	0.00326	mg/L	0.000380	0.01632	mg/L	0.001901	11.65%
Zn 206.200†	2.1	0.00199	mg/L	0.001465	0.00996	mg/L	0.007323	73.50%

Sequence No.: 13
Sample ID: LS96 ASPK LEN
Analyst: BLW
Initial Sample Wt:
Dilution: 5X

Autosampler Location: 29
Date Collected: 10/10/2007 1:02:07 PM
Data Type: Original
Initial Sample Vol:
Sample Prep Vol:

Nebulizer Parameters: LS96 ASPK LEN

Analyte	Back Pressure	Flow
All	157.0 kPa	0.50 L/min

Mean Data: LS96 ASPK LEN

Analyte	Mean Corrected Intensity	Calib Conc.	Calib Units	Std.Dev.	Sample Conc.	Sample Units	Std.Dev.	RSD
ScA 357.253	1849824.0	101.2	%	0.66				0.65%
ScR 361.383	160809.7	105.1	%	0.58				0.55%
Ag 328.068†	84411.0	0.5255	mg/L	0.00297	2.628	mg/L	0.0149	0.57%
Al 308.215†	3349.0	2.042	mg/L	0.0038	10.21	mg/L	0.019	0.19%
As 188.979†	2429.8	2.067	mg/L	0.0032	10.34	mg/L	0.016	0.16%
B 249.677†	23.8	0.01103	mg/L	0.000280	0.05513	mg/L	0.001398	2.54%
Ba 233.527†	10622.9	1.918	mg/L	0.0085	9.590	mg/L	0.0425	0.44%
Be 313.042†	134389.9	0.4981	mg/L	0.00161	2.490	mg/L	0.0081	0.32%
Ca 317.933†	116462.9	11.60	mg/L	0.031	58.00	mg/L	0.154	0.26%
Cd 228.802†	19902.4	0.4969	mg/L	0.00186	2.485	mg/L	0.0093	0.37%
Co 228.616†	24705.0	0.4819	mg/L	0.00175	2.410	mg/L	0.0088	0.36%
Cr 267.716†	2004.5	0.4882	mg/L	0.00403	2.441	mg/L	0.0201	0.82%
Cu 324.752†	115236.3	0.5369	mg/L	0.00197	2.685	mg/L	0.0098	0.37%
Fe 273.955†	2417.7	1.993	mg/L	0.0157	9.967	mg/L	0.0783	0.79%
K 766.490†	13256.2	10.16	mg/L	0.074	50.82	mg/L	0.370	0.73%
Mg 279.077†	12615.9	10.20	mg/L	0.065	51.02	mg/L	0.327	0.64%
Mn 257.610†	15364.0	0.5254	mg/L	0.00072	2.627	mg/L	0.0036	0.14%
Mo 202.031†	18.8	0.00284	mg/L	0.000194	0.01418	mg/L	0.000970	6.84%
Na 589.592†	603518.5	299.9	mg/L	0.28	1500	mg/L	1.4	0.09%
Na 330.237†	6699.5	301.6	mg/L	2.22	1508	mg/L	11.1	0.73%
Ni 231.604†	597.4	0.4931	mg/L	0.00545	2.465	mg/L	0.0273	1.11%
Pb 220.353†	13775.1	2.000	mg/L	0.0108	10.000	mg/L	0.0542	0.54%
Sb 206.836†	10.5	0.00030	mg/L	0.004146	0.00149	mg/L	0.020728	>999.9%
Se 196.026†	2196.6	2.075	mg/L	0.0079	10.38	mg/L	0.039	0.38%
Si 288.158†	507.6	0.2925	mg/L	0.00435	1.462	mg/L	0.0218	1.49%
Sn 189.927†	-15.3	-0.00418	mg/L	0.001581	-0.02091	mg/L	0.007906	37.80%
Sr 421.552†	143338.2	0.4909	mg/L	0.00194	2.455	mg/L	0.0097	0.39%
Ti 334.903†	47.4	0.00222	mg/L	0.000786	0.01111	mg/L	0.003929	35.35%
Tl 190.801†	3887.5	1.908	mg/L	0.0022	9.541	mg/L	0.0109	0.11%
V 292.402†	60914.1	0.5283	mg/L	0.00281	2.642	mg/L	0.0140	0.53%
Zn 206.200†	533.5	0.5034	mg/L	0.00309	2.517	mg/L	0.0155	0.61%

Sequence No.: 14
Sample ID: LS34 A TWC
Analyst: BLW
Initial Sample Wt:
Dilution: 1X

Autosampler Location: 30
Date Collected: 10/10/2007 1:08:58 PM
Data Type: Original
Initial Sample Vol:
Sample Prep Vol:

Nebulizer Parameters: LS34 A TWC

Analyte	Back Pressure	Flow
All	157.0 kPa	0.50 L/min

Mean Data: LS34 A TWC

Analyte	Mean Corrected Intensity	Calib Conc.	Calib Units	Std.Dev.	Sample Conc.	Sample Units	Std.Dev.	RSD
ScA 357.253	1803486.6	98.69	%	0.434				0.44%
ScR 361.383	158936.9	103.9	%	0.35				0.34%
Ag 328.068†	128.9	0.00101	mg/L	0.000389	0.00101	mg/L	0.000389	38.31%
Al 308.215†	-3.0	-0.00225	mg/L	0.012537	-0.00225	mg/L	0.012537	557.08%
As 188.979†	44.9	0.03253	mg/L	0.003805	0.03253	mg/L	0.003805	11.70%
B 249.677†	1616.2	0.8424	mg/L	0.00615	0.8424	mg/L	0.00615	0.73%
Ba 233.527†	712.3	0.1284	mg/L	0.00090	0.1284	mg/L	0.00090	0.70%
Be 313.042†	-36.1	-0.00014	mg/L	0.000056	-0.00014	mg/L	0.000056	39.20%
Ca 317.933†	895753.6	89.23	mg/L	0.496	89.23	mg/L	0.496	0.56%
Cd 228.802†	5.6	-0.00010	mg/L	0.000051	-0.00010	mg/L	0.000051	50.80%
Co 228.616†	636.7	0.01228	mg/L	0.000233	0.01228	mg/L	0.000233	1.90%
Cr 267.716†	34.8	0.00799	mg/L	0.000226	0.00799	mg/L	0.000226	2.83%
Cu 324.752†	277.5	0.00161	mg/L	0.000330	0.00161	mg/L	0.000330	20.55%
Fe 273.955†	7715.9	6.367	mg/L	0.0491	6.367	mg/L	0.0491	0.77%
K 766.490†	88421.4	67.80	mg/L	0.323	67.80	mg/L	0.323	0.48%
Mg 279.077†	81640.3	66.03	mg/L	0.123	66.03	mg/L	0.123	0.19%
Mn 257.610†	81759.4	2.790	mg/L	0.0047	2.790	mg/L	0.0047	0.17%
Mo 202.031†	91.0	0.01237	mg/L	0.001100	0.01237	mg/L	0.001100	8.89%
Na 589.592†	448376.5	222.8	mg/L	0.88	222.8	mg/L	0.88	0.39%
Na 330.237†	4882.0	219.6	mg/L	1.53	219.6	mg/L	1.53	0.69%
Ni 231.604†	37.9	0.03125	mg/L	0.002566	0.03125	mg/L	0.002566	8.21%
Pb 220.353†	-18.6	-0.00316	mg/L	0.000776	-0.00316	mg/L	0.000776	24.59%
Sb 206.836†	-3.6	-0.00202	mg/L	0.001645	-0.00202	mg/L	0.001645	81.29%
Se 196.026†	-32.8	-0.02029	mg/L	0.005643	-0.02029	mg/L	0.005643	27.81%
Si 288.158†	5262.8	3.029	mg/L	0.0098	3.029	mg/L	0.0098	0.32%
Sn 189.927†	-85.6	-0.02206	mg/L	0.000500	-0.02206	mg/L	0.000500	2.27%
Sr 421.552†	221531.2	0.7585	mg/L	0.00194	0.7585	mg/L	0.00194	0.26%
Ti 334.903†	269.0	0.01340	mg/L	0.000037	0.01340	mg/L	0.000037	0.28%
Tl 190.801†	1.6	-0.00248	mg/L	0.001942	-0.00248	mg/L	0.001942	78.38%
V 292.402†	401.7	0.00343	mg/L	0.000279	0.00343	mg/L	0.000279	8.15%
Zn 206.200†	-6.3	-0.00348	mg/L	0.002128	-0.00348	mg/L	0.002128	61.14%

Sequence No.: 15
Sample ID: LS34 ASPK TWC
Analyst: BLW
Initial Sample Wt:
Dilution: 1X

Autosampler Location: 31
Date Collected: 10/10/2007 1:15:49 PM
Data Type: Original
Initial Sample Vol:
Sample Prep Vol:

Nebulizer Parameters: LS34 ASPK TWC

Analyte	Back Pressure	Flow
All	158.0 kPa	0.50 L/min

Mean Data: LS34 ASPK TWC

Analyte	Mean Corrected Intensity	Calib Conc.	Calib Units	Std.Dev.	Sample Conc.	Sample Units	Std.Dev.	RSD
ScA 357.253	1825523.6	99.89	%	0.695				0.70%
ScR 361.383	162098.1	105.9	%	0.67				0.64%
Ag 328.068†	87629.4	0.5458	mg/L	0.00078	0.5458	mg/L	0.00078	0.14%
Al 308.215†	3258.0	1.986	mg/L	0.0149	1.986	mg/L	0.0149	0.75%
As 188.979†	2539.3	2.155	mg/L	0.0251	2.155	mg/L	0.0251	1.16%
B 249.677†	1544.6	0.8037	mg/L	0.00249	0.8037	mg/L	0.00249	0.31%
Ba 233.527†	11176.5	2.018	mg/L	0.0149	2.018	mg/L	0.0149	0.74%
Be 313.042†	136039.6	0.5042	mg/L	0.00312	0.5042	mg/L	0.00312	0.62%
Ca 317.933†	958154.6	95.44	mg/L	0.237	95.44	mg/L	0.237	0.25%
Cd 228.802†	19918.5	0.4967	mg/L	0.00445	0.4967	mg/L	0.00445	0.89%
Co 228.616†	24971.7	0.4870	mg/L	0.00471	0.4870	mg/L	0.00471	0.97%
Cr 267.716†	2052.0	0.4993	mg/L	0.00372	0.4993	mg/L	0.00372	0.74%
Cu 324.752†	118332.4	0.5517	mg/L	0.00093	0.5517	mg/L	0.00093	0.17%
Fe 273.955†	9863.7	8.138	mg/L	0.0438	8.138	mg/L	0.0438	0.54%
K 766.490†	97698.8	74.91	mg/L	0.202	74.91	mg/L	0.202	0.27%
Mg 279.077†	89456.2	72.35	mg/L	0.468	72.35	mg/L	0.468	0.65%
Mn 257.610†	92513.3	3.158	mg/L	0.0130	3.158	mg/L	0.0130	0.41%
Mo 202.031†	92.0	0.01239	mg/L	0.000758	0.01239	mg/L	0.000758	6.12%
Na 589.592†	447971.7	222.6	mg/L	0.31	222.6	mg/L	0.31	0.14%
Na 330.237†	4912.6	220.7	mg/L	1.49	220.7	mg/L	1.49	0.67%
Ni 231.604†	615.1	0.5077	mg/L	0.00715	0.5077	mg/L	0.00715	1.41%
Pb 220.353†	13447.3	1.952	mg/L	0.0198	1.952	mg/L	0.0198	1.01%
Sb 206.836†	6.8	-0.00171	mg/L	0.003660	-0.00171	mg/L	0.003660	213.92%
Se 196.026†	2169.7	2.060	mg/L	0.0115	2.060	mg/L	0.0115	0.56%
Si 288.158†	5350.4	3.080	mg/L	0.0153	3.080	mg/L	0.0153	0.50%
Sn 189.927†	-85.1	-0.02152	mg/L	0.001307	-0.02152	mg/L	0.001307	6.07%
Sr 421.552†	353186.6	1.209	mg/L	0.0057	1.209	mg/L	0.0057	0.47%
Ti 334.903†	267.0	0.01316	mg/L	0.000494	0.01316	mg/L	0.000494	3.75%
Tl 190.801†	3819.9	1.872	mg/L	0.0200	1.872	mg/L	0.0200	1.07%
V 292.402†	62718.9	0.5439	mg/L	0.00046	0.5439	mg/L	0.00046	0.08%
Zn 206.200†	507.1	0.4808	mg/L	0.00263	0.4808	mg/L	0.00263	0.55%

Sequence No.: 16
Sample ID: LR71 H SWC
Analyst: BLW
Initial Sample Wt:
Dilution: 5X

Autosampler Location: 32
Date Collected: 10/10/2007 1:22:26 PM
Data Type: Original
Initial Sample Vol:
Sample Prep Vol:

Nebulizer Parameters: LR71 H SWC

Analyte	Back Pressure	Flow
All	157.0 kPa	0.50 L/min

Mean Data: LR71 H SWC

Analyte	Mean Corrected Intensity	Calib Conc.	Calib Units	Std.Dev.	Sample Conc.	Sample Units	Std.Dev.	RSD
ScA 357.253	1884827.8	103.1	%	0.57				0.55%
ScR 361.383	162083.9	105.9	%	0.32				0.30%
Ag 328.068†	-659.8	0.00168	mg/L	0.000138	0.00842	mg/L	0.000688	8.17%
Al 308.215†	58903.5	36.04	mg/L	0.104	180.2	mg/L	0.52	0.29%
As 188.979†	75.0	0.05152	mg/L	0.001720	0.2576	mg/L	0.00860	3.34%
B 249.677†	136.1	0.08521	mg/L	0.002435	0.4261	mg/L	0.01217	2.86%
Ba 233.527†	701.5	0.1202	mg/L	0.00129	0.6010	mg/L	0.00644	1.07%
Be 313.042†	125.9	0.00007	mg/L	0.000009	0.00036	mg/L	0.000046	12.81%
Ca 317.933†	187124.3	18.64	mg/L	0.070	93.20	mg/L	0.350	0.38%
Cd 228.802†	44.0	0.00073	mg/L	0.000124	0.00363	mg/L	0.000621	17.09%
Co 228.616†	1632.7	0.02357	mg/L	0.000353	0.1179	mg/L	0.00176	1.50%
Cr 267.716†	427.9	0.1075	mg/L	0.00193	0.5373	mg/L	0.00967	1.80%
Cu 324.752†	115700.1	0.5546	mg/L	0.00627	2.773	mg/L	0.0313	1.13%
Fe 273.955†	210187.9	173.4	mg/L	0.57	867.2	mg/L	2.83	0.33%
K 766.490†	6615.3	5.072	mg/L	0.0877	25.36	mg/L	0.438	1.73%
Mg 279.077†	27222.1	21.95	mg/L	0.063	109.8	mg/L	0.31	0.29%
Mn 257.610†	38747.2	1.324	mg/L	0.0059	6.618	mg/L	0.0293	0.44%
Mo 202.031†	107.8	0.01926	mg/L	0.000564	0.09629	mg/L	0.002822	2.93%
Na 589.592†	35278.0	17.53	mg/L	0.078	87.66	mg/L	0.388	0.44%
Na 330.237†	382.6	17.60	mg/L	0.341	88.02	mg/L	1.706	1.94%
Ni 231.604†	143.2	0.1182	mg/L	0.00207	0.5912	mg/L	0.01033	1.75%
Pb 220.353†	6906.2	1.000	mg/L	0.0082	5.001	mg/L	0.0410	0.82%
Sb 206.836†	26.3	0.01915	mg/L	0.001618	0.09574	mg/L	0.008089	8.45%
Se 196.026†	-51.9	-0.01256	mg/L	0.003881	-0.06280	mg/L	0.019403	30.90%
Si 288.158†	948.5	0.5460	mg/L	0.00837	2.730	mg/L	0.0418	1.53%
Sn 189.927†	107.7	0.02527	mg/L	0.000329	0.1264	mg/L	0.00165	1.30%
Sr 421.552†	50334.2	0.1707	mg/L	0.00082	0.8535	mg/L	0.00412	0.48%
Ti 334.903†	55083.5	2.747	mg/L	0.0102	13.74	mg/L	0.051	0.37%
Tl 190.801†	-11.8	-0.01124	mg/L	0.001164	-0.05621	mg/L	0.005818	10.35%
V 292.402†	17623.7	0.1369	mg/L	0.00177	0.6846	mg/L	0.00883	1.29%
Zn 206.200†	728.8	0.6878	mg/L	0.00398	3.439	mg/L	0.0199	0.58%

Sequence No.: 17
Sample ID: LS34 MBSPK TWC
Analyst: BLW
Initial Sample Wt:
Dilution: 1X

Autosampler Location: 33
Date Collected: 10/10/2007 1:29:00 PM
Data Type: Original
Initial Sample Vol:
Sample Prep Vol:

Nebulizer Parameters: LS34 MBSPK TWC

Analyte	Back Pressure	Flow
All	156.0 kPa	0.50 L/min

Mean Data: LS34 MBSPK TWC

Analyte	Mean Corrected Intensity	Calib Conc.	Calib Units	Std.Dev.	Sample Conc.	Sample Units	Std.Dev.	RSD
ScA 357.253	1843280.5	100.9	%	0.36				0.35%
ScR 361.383	158453.9	103.5	%	0.75				0.72%
Ag 328.068†	84700.3	0.5273	mg/L	0.00571	0.5273	mg/L	0.00571	1.08%
Al 308.215†	3317.5	2.023	mg/L	0.0115	2.023	mg/L	0.0115	0.57%
As 188.979†	2424.1	2.062	mg/L	0.0034	2.062	mg/L	0.0034	0.17%
B 249.677†	4.7	0.00103	mg/L	0.002604	0.00103	mg/L	0.002604	251.80%
Ba 233.527†	10967.8	1.980	mg/L	0.0036	1.980	mg/L	0.0036	0.18%
Be 313.042†	140247.7	0.5199	mg/L	0.00013	0.5199	mg/L	0.00013	0.02%
Ca 317.933†	103789.7	10.34	mg/L	0.007	10.34	mg/L	0.007	0.07%
Cd 228.802†	19948.4	0.4981	mg/L	0.00639	0.4981	mg/L	0.00639	1.28%
Co 228.616†	25674.9	0.5009	mg/L	0.00564	0.5009	mg/L	0.00564	1.13%
Cr 267.716†	2093.7	0.5099	mg/L	0.00206	0.5099	mg/L	0.00206	0.40%
Cu 324.752†	112321.6	0.5234	mg/L	0.00517	0.5234	mg/L	0.00517	0.99%
Fe 273.955†	2533.3	2.089	mg/L	0.0190	2.089	mg/L	0.0190	0.91%
K 766.490†	13633.5	10.45	mg/L	0.049	10.45	mg/L	0.049	0.46%
Mg 279.077†	13018.1	10.53	mg/L	0.030	10.53	mg/L	0.030	0.29%
Mn 257.610†	15407.9	0.5270	mg/L	0.00194	0.5270	mg/L	0.00194	0.37%
Mo 202.031†	21.3	0.00330	mg/L	0.000862	0.00330	mg/L	0.000862	26.12%
Na 589.592†	21074.3	10.47	mg/L	0.035	10.47	mg/L	0.035	0.34%
Na 330.237†	225.7	9.863	mg/L	0.4503	9.863	mg/L	0.4503	4.57%
Ni 231.604†	618.1	0.5101	mg/L	0.00656	0.5101	mg/L	0.00656	1.29%
Pb 220.353†	14101.2	2.047	mg/L	0.0239	2.047	mg/L	0.0239	1.17%
Sb 206.836†	14.4	0.00188	mg/L	0.001401	0.00188	mg/L	0.001401	74.46%
Se 196.026†	2060.4	1.946	mg/L	0.0092	1.946	mg/L	0.0092	0.47%
Si 288.158†	17.8	0.01059	mg/L	0.004761	0.01059	mg/L	0.004761	44.95%
Sn 189.927†	-24.5	-0.00713	mg/L	0.000166	-0.00713	mg/L	0.000166	2.33%
Sr 421.552†	145539.5	0.4985	mg/L	0.00205	0.4985	mg/L	0.00205	0.41%
Ti 334.903†	29.5	0.00132	mg/L	0.001272	0.00132	mg/L	0.001272	96.29%
Tl 190.801†	3976.8	1.952	mg/L	0.0077	1.952	mg/L	0.0077	0.39%
V 292.402†	61245.1	0.5313	mg/L	0.00675	0.5313	mg/L	0.00675	1.27%
Zn 206.200†	534.0	0.5038	mg/L	0.00516	0.5038	mg/L	0.00516	1.02%

Sequence No.: 18
Sample ID: CV 3
Analyst: BLW
Initial Sample Wt:
Dilution: 1X

Autosampler Location: 7
Date Collected: 10/10/2007 1:35:36 PM
Data Type: Original
Initial Sample Vol:
Sample Prep Vol:

Nebulizer Parameters: CV

Analyte	Back Pressure	Flow
All	157.0 kPa	0.50 L/min

Mean Data: CV

Analyte	Mean Corrected Intensity	Calib Conc.	Calib Units	Std.Dev.	Sample Conc.	Sample Units	Std.Dev.	RSD
ScA 357.253	1846361.3	101.0	%	0.54				0.54%
ScR 361.383	160543.4	104.9	%	1.22				1.17%
Ag 328.068†	161869.7	1.008	mg/L	0.0075	1.008	mg/L	0.0075	0.74%
Al 308.215†	3152.3	1.890	mg/L	0.0179	1.890	mg/L	0.0179	0.95%
As 188.979†	2342.9	1.992	mg/L	0.0183	1.992	mg/L	0.0183	0.92%
B 249.677†	1827.8	0.9505	mg/L	0.01496	0.9505	mg/L	0.01496	1.57%
Ba 233.527†	5231.3	0.9447	mg/L	0.01260	0.9447	mg/L	0.01260	1.33%
Be 313.042†	263482.5	0.9766	mg/L	0.00659	0.9766	mg/L	0.00659	0.68%
Ca 317.933†	20273.6	2.019	mg/L	0.0153	2.019	mg/L	0.0153	0.76%
Cd 228.802†	38770.8	0.9813	mg/L	0.00621	0.9813	mg/L	0.00621	0.63%
Co 228.616†	49379.2	0.9627	mg/L	0.01084	0.9627	mg/L	0.01084	1.13%
Cr 267.716†	3916.7	0.9539	mg/L	0.01167	0.9539	mg/L	0.01167	1.22%
Cu 324.752†	226302.7	1.054	mg/L	0.0090	1.054	mg/L	0.0090	0.86%
Fe 273.955†	2358.4	1.943	mg/L	0.0259	1.943	mg/L	0.0259	1.33%
K 766.490†	26050.8	19.97	mg/L	0.209	19.97	mg/L	0.209	1.05%
Mg 279.077†	2434.2	1.972	mg/L	0.0232	1.972	mg/L	0.0232	1.18%
Mn 257.610†	28976.6	0.9903	mg/L	0.00055	0.9903	mg/L	0.00055	0.06%
Mo 202.031†	5710.2	0.9571	mg/L	0.00755	0.9571	mg/L	0.00755	0.79%
Na 589.592†	98584.7	48.99	mg/L	0.260	48.99	mg/L	0.260	0.53%
Na 330.237†	1078.5	48.26	mg/L	0.555	48.26	mg/L	0.555	1.15%
Ni 231.604†	1165.1	0.9639	mg/L	0.01362	0.9639	mg/L	0.01362	1.41%
Pb 220.353†	13761.9	1.998	mg/L	0.0226	1.998	mg/L	0.0226	1.13%
Sb 206.836†	3980.1	1.969	mg/L	0.0175	1.969	mg/L	0.0175	0.89%
Se 196.026†	2004.7	1.892	mg/L	0.0178	1.892	mg/L	0.0178	0.94%
Si 288.158†	3503.3	2.019	mg/L	0.0190	2.019	mg/L	0.0190	0.94%
Sn 189.927†	2778.9	0.8866	mg/L	0.00586	0.8866	mg/L	0.00586	0.66%
Sr 421.552†	277991.7	0.9523	mg/L	0.00681	0.9523	mg/L	0.00681	0.71%
Ti 334.903†	19568.3	0.9750	mg/L	0.00885	0.9750	mg/L	0.00885	0.91%
Tl 190.801†	3915.9	1.915	mg/L	0.0122	1.915	mg/L	0.0122	0.64%
V 292.402†	115439.5	1.006	mg/L	0.0081	1.006	mg/L	0.0081	0.81%
Zn 206.200†	1044.7	0.9847	mg/L	0.01346	0.9847	mg/L	0.01346	1.37%

Sequence No.: 19
Sample ID: CB 3
Analyst: BLW
Initial Sample Wt:
Dilution: 1X

Autosampler Location: 1
Date Collected: 10/10/2007 1:42:09 PM
Data Type: Original
Initial Sample Vol:
Sample Prep Vol:

Nebulizer Parameters: CB

Analyte	Back Pressure	Flow
All	157.0 kPa	0.50 L/min

Mean Data: CB

Analyte	Mean Corrected Intensity	Calib Conc.	Calib Units	Calib Std.Dev.	Sample Conc.	Sample Units	Sample Std.Dev.	RSD
ScA 357.253	1865574.7	102.1	%	0.33				0.32%
ScR 361.383	157577.9	103.0	%	0.62				0.60%
Ag 328.068†	14.0	0.00009	mg/L	0.000232	0.00009	mg/L	0.000232	265.88%
Al 308.215†	6.8	0.00412	mg/L	0.015871	0.00412	mg/L	0.015871	385.34%
As 188.979†	6.5	0.00550	mg/L	0.002470	0.00550	mg/L	0.002470	44.95%
B 249.677†	8.5	0.00444	mg/L	0.001699	0.00444	mg/L	0.001699	38.27%
Ba 233.527†	-4.9	-0.00088	mg/L	0.000258	-0.00088	mg/L	0.000258	29.28%
Be 313.042†	-3.4	-0.00001	mg/L	0.000103	-0.00001	mg/L	0.000103	773.93%
Ca 317.933†	-3.5	-0.00035	mg/L	0.003740	-0.00035	mg/L	0.003740	>999.9%
Cd 228.802†	-1.4	-0.00007	mg/L	0.000092	-0.00007	mg/L	0.000092	129.93%
Co 228.616†	-0.1	0.00000	mg/L	0.000078	0.00000	mg/L	0.000078	>999.9%
Cr 267.716†	2.3	0.00057	mg/L	0.001295	0.00057	mg/L	0.001295	228.42%
Cu 324.752†	23.6	0.00011	mg/L	0.000157	0.00011	mg/L	0.000157	143.48%
Fe 273.955†	-5.4	-0.00448	mg/L	0.000880	-0.00448	mg/L	0.000880	19.63%
K 766.490†	112.1	0.08595	mg/L	0.011601	0.08595	mg/L	0.011601	13.50%
Mg 279.077†	5.8	0.00469	mg/L	0.005779	0.00469	mg/L	0.005779	123.11%
Mn 257.610†	2.3	0.00008	mg/L	0.000104	0.00008	mg/L	0.000104	132.12%
Mo 202.031†	3.5	0.00058	mg/L	0.000268	0.00058	mg/L	0.000268	46.13%
Na 589.592†	172.8	0.08588	mg/L	0.008233	0.08588	mg/L	0.008233	9.59%
Na 330.237†	-17.8	-0.7996	mg/L	1.11578	-0.7996	mg/L	1.11578	139.54%
Ni 231.604†	0.5	0.00043	mg/L	0.003397	0.00043	mg/L	0.003397	795.71%
Pb 220.353†	11.7	0.00170	mg/L	0.000588	0.00170	mg/L	0.000588	34.57%
Sb 206.836†	3.9	0.00193	mg/L	0.003716	0.00193	mg/L	0.003716	192.11%
Se 196.026†	2.7	0.00258	mg/L	0.004188	0.00258	mg/L	0.004188	162.18%
Si 288.158†	8.4	0.00481	mg/L	0.002613	0.00481	mg/L	0.002613	54.32%
Sn 189.927†	-0.5	-0.00015	mg/L	0.000477	-0.00015	mg/L	0.000477	318.91%
Sr 421.552†	0.8	0.00000	mg/L	0.000127	0.00000	mg/L	0.000127	>999.9%
Ti 334.903†	-0.7	-0.00004	mg/L	0.000662	-0.00004	mg/L	0.000662	>999.9%
Tl 190.801†	10.9	0.00536	mg/L	0.001612	0.00536	mg/L	0.001612	30.08%
V 292.402†	34.6	0.00031	mg/L	0.000108	0.00031	mg/L	0.000108	35.17%
Zn 206.200†	-1.7	-0.00159	mg/L	0.001794	-0.00159	mg/L	0.001794	113.07%

end package

Mercury Analysis Log

Analyst: EJR
Instrument: Cetac

Date: 10-09-07
Page: 3 of 5

ARI Sample ID	Prep Code	Dilution	QC Data (ppb)	Comments
STD 0.0	5mm	1X		
0.1				
0.5				
1.0				
2.0				
5.0				
10.0				
ICV			8.19	Begin CLP %R=102
ICB			-0.05	
CCV1			3.98	%R=100
CCB1			-0.02	
CRA			0.11	
LR71 mB			-0.00	
mBSPK			2.10	%R=105
a			0.09	
aDUP			0.09	NO RPD undetected
aSPK			1.09	%R=109
B				
C				
D				
E				
CCV2			3.81	%R=95
CCB2			-0.01	
LR71 F				
H				
I				
J				
K				
L				
LR67 mB	5mm	1X	-0.04	

Chemical/Reagent ID:
10% $SnCl_2$: MP1294
14% NH_2OH/NaCl: MP1297
Standard ID:
Standard: 2420-C
ICV/CCV: 43-4

Mercury Analysis Log

Analyst: ESR
Instrument: Cetac

* all corrections by ESR 10-09-07

Date: 10-09-07
Page: 12 of 5

ARI Sample ID	Prep Code	Dilution	QC Data (ppb)	Comments
LR67 mBSPK	5mm	1X	2.06	%R = 103
a			0.83	
aDUP			0.84	
CCV 3			3.95	%R = 99
CCB 3			-0.02	
LR67 aSPK			1.42	%R = 59 X low
B				
C				
D				
E				
F				
S				
T				
U				
V				
CCV 4			3.69	%R = 92
CCB 4			-0.02	
LR41 mB			-0.00	
mBSPK			2.02	%R = 101
a			-0.01	
aDUP			0.00	
aSPK			1.06	%R = 106
B				
C				
D				
E				
F				
CCV 5			3.93	%R = 98
CCB 5			-0.02	
LR41 G	5mm	1X		

Chemical/Reagent ID:
10% $SnCl_2$: mP1294

14% NH_2OH/NaCl: mP1297

Standard ID:
Standard: 2420-6

ICV/CCV: 43-4

ANALYTICAL RESOURCES INCORPORATED

Metals Data Review Checklist

Method: ICP ICP-MS GFA CVA

Analysis Date: 10-09-07

	Analyst ES14 10-09-07	Peer BW 10.9	Comment
Logbook:			
Analyst, Date, Method info	✓	✓	
Sample ID's	✓	✓	
Standard/QC solution ID's recorded	✓	✓	
Prep codes	✓	✓	
Dilution factors	✓	✓	
Crossouts/Corrections/Deletions	✓	✓	
Calibration:			
Blank & Standard intensities	✓	✓	
Standard deviations	✓	✓	
Curve fit	✓	✓	
Calibration Verification:			
ICV/CCV	✓	✓	
ICB/CCB	✓	✓	
Samples:			
RSD's & SD's	✓	✓	
Internal Standards	—	—	
Carry-over	—	—	
Method QC:			
CRI/CRA	✓	✓	
ICSA/ICSAB	—	—	
Post Spikes/Serial Dilutions	—	—	
Analytic Spikes	—	—	
Matrix QC:			
SRM/LCS	✓	✓	
Matrix Spikes	✓	✓	LR67
Matrix Duplicates	✓	—	
Method Blanks	✓	✓	
Data Distribution:			
Requested elements/isotope identified	✓	—	
Correct samples identified for distribution	✓	—	
Raw data match distributed data	✓	—	
Data filename correct	✓	—	
Necessary Analysts Notes and CAF's	✓	✓	LR67

Std Tube 6

μAbs = 33382 ESR

10-09-07

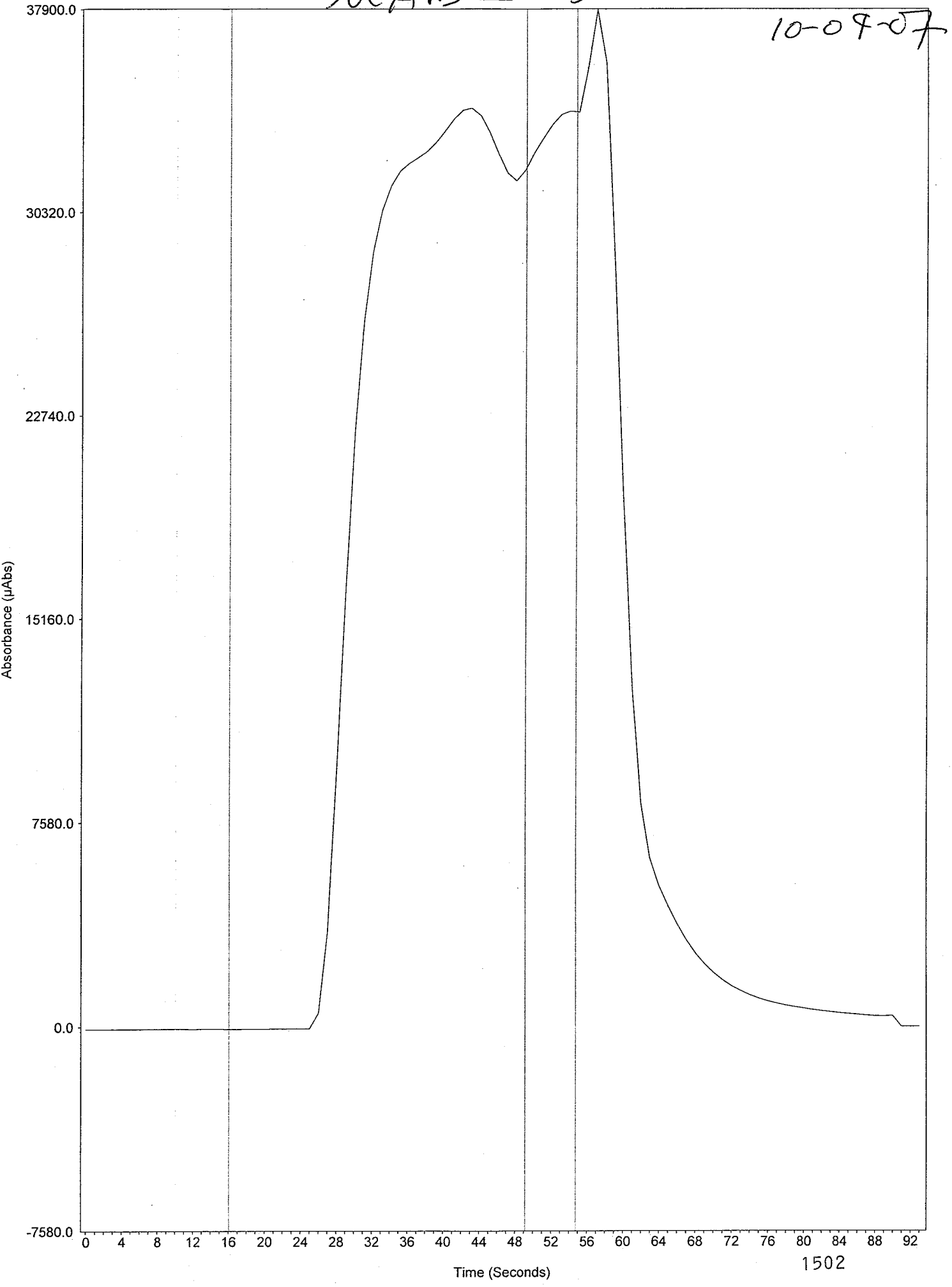

1502

CETAC Hg Analysis Report - 07100900.DB - Tuesday, October 09, 2007, 1:23:45 PM

Analyst
Date Started Tuesday, October 09, 2007, 10:54:43
Worksheet ARI 10ppb CALIB
Comment

Sample ID	Analysis Time	Conc (PPB)	%RSD	Avg. µAbs	Dilution	Flags
Calibration Zero	09-Oct-2007, 10:54	0.00	48.70	-9.83	1.00	
Standard #1	09-Oct-2007, 10:56	0.10	0.71	296.00	1.00	
Standard #2	09-Oct-2007, 10:57	0.50	0.71	1530.00	1.00	
Standard #3	09-Oct-2007, 10:59	1.00	1.15	3070.00	1.00	
Standard #4	09-Oct-2007, 11:01	2.00	1.89	5990.00	1.00	
Standard #5	09-Oct-2007, 11:02	5.00	1.77	15200.00	1.00	
Standard #6	09-Oct-2007, 11:04	10.00	2.30	29500.00	1.00	

Calibration Data

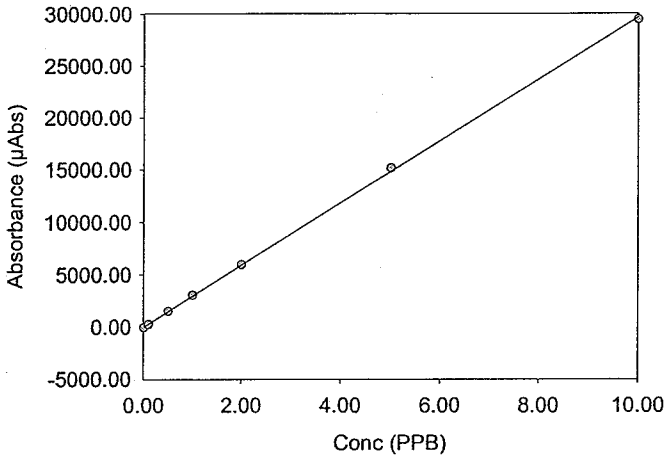

Int.	0.000
Slope	2968.168
Correlation	0.99987

SMM

Sample ID	Analysis Time	Conc (PPB)	%RSD	Avg. µAbs	Dilution	Flags
ICV	09-Oct-2007, 11:07	8.19	1.01	24300.00	1.00	Begin CLP
ICB	09-Oct-2007, 11:09	-0.05	1.81	-150.00	1.00	

Sample ID	Analysis Time	Conc (PPB)	%RSD	Avg. µAbs	Dilution	Flags
QC Standard	09-Oct-2007, 11:10	3.98	2.49	11800.00	1.00	

Sample ID	Analysis Time	Conc (PPB)	%RSD	Avg. µAbs	Dilution	Flags
QC Blank	09-Oct-2007, 11:12	-0.02	12.70	-74.20	1.00	

Sample ID	Analysis Time	Conc (PPB)	%RSD	Avg. µAbs	Dilution	Flags
CRA	09-Oct-2007, 11:14	0.11	0.83	314.00	1.00	
LR71 MB SMM	09-Oct-2007, 11:15	-0.00	32.60	-4.87	1.00	
LR71 MBSPK SMM	09-Oct-2007, 11:17	2.10	0.35	6220.00	1.00	
LR71 A SMM	09-Oct-2007, 11:18	0.09	0.59	275.00	1.00	
LR71 ADUP SMM	09-Oct-2007, 11:20	0.09	1.33	271.00	1.00	
LR71 ASPK SMM	09-Oct-2007, 11:22	1.09	1.07	3250.00	1.00	
LR71 B SMM	09-Oct-2007, 11:23	0.29	1.26	875.00	1.00	
LR71 C SMM	09-Oct-2007, 11:25	0.05	2.75	161.00	1.00	
LR71 D SMM	09-Oct-2007, 11:26	0.20	1.10	584.00	1.00	
LR71 E SMM	09-Oct-2007, 11:28	0.20	2.01	602.00	1.00	

Sample ID	Analysis Time	Conc (PPB)	%RSD	Avg. µAbs	Dilution	Flags
QC Standard	09-Oct-2007, 11:30	3.81	3.22	11300.00	1.00	

Sample ID	Analysis Time	Conc (PPB)	%RSD	Avg. µAbs	Dilution	Flags
QC Blank	09-Oct-2007, 11:31	-0.01	5.37	-34.90	1.00	

Sample ID	Analysis Time	Conc (PPB)	%RSD	Avg. µAbs	Dilution	Flags
LR71 F SMM	09-Oct-2007, 11:33	0.23	0.43	670.00	1.00	
LR71 H SMM	09-Oct-2007, 11:35	0.48	0.73	1430.00	1.00	
LR71 I SMM	09-Oct-2007, 11:36	0.09	0.92	254.00	1.00	
LR71 J SMM	09-Oct-2007, 11:38	0.51	0.68	1520.00	1.00	

1503

Analyst
Date Started Tuesday, October 09, 2007, 11:39:55
Worksheet ARI 10ppb CALIB
Comment

Sample ID	Analysis Time	Conc (PPB)	%RSD	Avg. µAbs	Dilution	Flags
LR71 K SMM	09-Oct-2007, 11:39	0.44	0.61	1300.00	1.00	
LR71 L SMM	09-Oct-2007, 11:41	7.24	0.65	21500.00	1.00	
LR67 MB SMM	09-Oct-2007, 11:43	-0.04	10.90	-119.00	1.00	
LR67 MBSPK SMM	09-Oct-2007, 11:44	2.06	1.31	6100.00	1.00	
LR67 A SMM	09-Oct-2007, 11:46	0.83	1.40	2470.00	1.00	
LR67 ADUP SMM	09-Oct-2007, 11:48	0.84	3.29	2490.00	1.00	

Sample ID	Analysis Time	Conc (PPB)	%RSD	Avg. µAbs	Dilution	Flags
QC Standard	09-Oct-2007, 11:49	3.95	2.23	11700.00	1.00	

Sample ID	Analysis Time	Conc (PPB)	%RSD	Avg. µAbs	Dilution	Flags
QC Blank	09-Oct-2007, 11:51	-0.02	8.83	-48.90	1.00	

Sample ID	Analysis Time	Conc (PPB)	%RSD	Avg. µAbs	Dilution	Flags
LR67 ASPK SMM	09-Oct-2007, 11:52	1.42	1.54	4220.00	1.00	
LR67 B SMM	09-Oct-2007, 11:54	1.92	2.48	5700.00	1.00	
LR67 C SMM	09-Oct-2007, 11:56	0.01	32.80	22.50	1.00	
LR67 D SMM	09-Oct-2007, 11:57	0.02	1.67	65.80	1.00	
LR67 E SMM	09-Oct-2007, 11:59	0.03	2.09	91.60	1.00	
LR67 F SMM	09-Oct-2007, 12:01	0.14	1.38	401.00	1.00	
LR67 S SMM	09-Oct-2007, 12:02	0.02	1.96	69.20	1.00	
LR67 T SMM	09-Oct-2007, 12:04	0.03	3.37	80.00	1.00	
LR67 U SMM	09-Oct-2007, 12:05	0.01	7.13	36.60	1.00	
LR67 V SMM	09-Oct-2007, 12:07	0.03	3.99	87.00	1.00	

Sample ID	Analysis Time	Conc (PPB)	%RSD	Avg. µAbs	Dilution	Flags
QC Standard	09-Oct-2007, 12:09	3.69	2.39	11000.00	1.00	

Sample ID	Analysis Time	Conc (PPB)	%RSD	Avg. µAbs	Dilution	Flags
QC Blank	09-Oct-2007, 12:10	-0.02	8.88	-45.40	1.00	

Sample ID	Analysis Time	Conc (PPB)	%RSD	Avg. µAbs	Dilution	Flags
LR41 MB SMM	09-Oct-2007, 12:12	-0.00	21.10	-7.42	1.00	
LR41 MBSPK SMM	09-Oct-2007, 12:14	2.02	0.69	5980.00	1.00	
LR41 A SMM	09-Oct-2007, 12:15	-0.01	18.50	-27.80	1.00	
LR41 ADUP SMM	09-Oct-2007, 12:17	0.00	51.90	2.81	1.00	
LR41 ASPK SMM	09-Oct-2007, 12:19	1.06	0.36	3130.00	1.00	
LR41 B SMM	09-Oct-2007, 12:20	-0.00	81.80	-1.28	1.00	
LR41 C SMM	09-Oct-2007, 12:22	-0.00	34.70	-5.20	1.00	
LR41 D SMM	09-Oct-2007, 12:23	0.01	7.86	31.20	1.00	
LR41 E SMM	09-Oct-2007, 12:25	-0.00	107.00	-3.07	1.00	
LR41 F SMM	09-Oct-2007, 12:27	0.02	5.39	60.50	1.00	

Sample ID	Analysis Time	Conc (PPB)	%RSD	Avg. µAbs	Dilution	Flags
QC Standard	09-Oct-2007, 12:28	3.93	2.95	11700.00	1.00	

Sample ID	Analysis Time	Conc (PPB)	%RSD	Avg. µAbs	Dilution	Flags
QC Blank	09-Oct-2007, 12:30	-0.02	4.95	-53.90	1.00	

Sample ID	Analysis Time	Conc (PPB)	%RSD	Avg. µAbs	Dilution	Flags
LR41 G SMM	09-Oct-2007, 12:32	0.01	1.97	21.30	1.00	
LR41 H SMM	09-Oct-2007, 12:33	-0.00	9.46	-4.43	1.00	
LR41 I SMM	09-Oct-2007, 12:35	0.00	104.00	4.57	1.00	
LR41 J SMM	09-Oct-2007, 12:36	0.00	26.00	9.95	1.00	

Sample ID	Analysis Time	Conc (PPB)	%RSD	Avg. µAbs	Dilution	Flags
QC Standard	09-Oct-2007, 12:38	3.95	2.37	11700.00	1.00	

MC 10/11/07

1504

Analyst	
Date Created:	Thursday, July 13, 2000
Worksheet	ARI 10ppb CALIB
Comment	
Sip Duration (Sec.):	30
Rinse Duration (Sec.):	60
Read Delay:	49
Integration Time/Replicate:	1.40
# of Replicates:	4
# of Repeats:	1
Baseline Correction Enabled:	True
Baseline Point 1 Start Time:	10
Baseline Point 1 End Time:	16
2-Point Baseline Corr. Enabled:	False
Baseline Point 2 Start Time:	
Baseline Point 2 End Time:	
Gas Flow (ml/min):	180
Calibration Algorithm:	Linear, Zero Intercept
Recalibration Frequency:	0
Reslope Frequency:	0
Reslope Standard:	5
Calibration Standard #1 Conc.:	0.10 PPB
Calibration Standard #2 Conc.:	0.50 PPB
Calibration Standard #3 Conc.:	1.00 PPB
Calibration Standard #4 Conc.:	2.00 PPB
Calibration Standard #5 Conc.:	5.00 PPB
Calibration Standard #6 Conc.:	10.00 PPB
QC Enabled:	True
QC-RSD Enabled:	True
Limit Condition & Error Action:	If %RSD > 5.0%, if µAbs. > 1500, Flag and Continue
QC-Std Enabled:	True
Limit Condition & Error Action:	If outside 80% .. 120%,Stop
QC-Blank Enabled:	True
Limit Condition & Error Action:	If outside -100 .. 100,Stop

Mercury Standard Prep Log

Digested 20.0mL

Prep Code: TWM
Analyst: EJR
Bath Temp: 95°C
Instrument: Cetac
Date: 10-08-07
Start Time: 1350
End Time: 1550

Standard ID	Stock ID	Volume Added (mL)	Final Volume (mL)	Standard Conc. (µg/L)	Number Made
STD0	—	0.00	100.0	0.0	1
STD1	2420.6	0.01	↑	0.1	1
STD2	↓	0.05	↑	0.5	1
STD3	↓	0.10	↑	1.0	1
STD4	↓	0.20	↑	2.0	1
STD5	↓	0.50	↑	5.0	1
STD6	↓	1.00	↑	10.0	1
CRA	↓	0.01	↑	0.1	1
ICB/CCB	—	0.00	↑	0.0	1
ICV/LCS	43-4	0.16	↓	8.0	1
CCV	43-4	0.08	100.0	4.0	1

Chemical/Reagent ID:
HNO_3: I3851
H_2SO_4: I3819
HCl: —
5% $K_2S_2O_8$: MP1297
5% $KMnO_4$: MP1298

Prep Code: SMM
Analyst: EJR
Bath Temp: —
Instrument: Cetac
Date: 10-08-07
Start Time: 1400
End Time: 1430

Standard ID	Stock ID	Volume Added (mL)	Final Volume (mL)	Standard Conc. (µg/L)	Number Made
STD0	—	0.00	100.0	0.0	2
STD1	2420.6	0.01	↑	0.1	2
STD2	↓	0.05	↑	0.5	2
STD3	↓	0.10	↑	1.0	2
STD4	↓	0.20	↑	2.0	2
STD5	↓	0.50	↑	5.0	2
STD6	↓	1.00	↑	10.0	2
CRA	↓	0.01	↑	0.1	2
ICB/CCB	—	0.00	↑	0.0	2
ICV/LCS	43-4	0.16	↓	8.0	2
CCV	43-4	0.08	100.0	4.0	2

Chemical/Reagent ID:
HNO_3: I3851
H_2SO_4: I3819
HCl: —
5% $K_2S_2O_8$: MP1297
5% $KMnO_4$: MP1298

Analytical Resources, Incorporated
Analytical Chemists and Consultants

Mercury Digestion Log

Prep Code: SMM Matrix: Soil
Analyst: DM Date: 10.05.07
Bath Temp: 95°C Start Time: 1500 End Time: 1530

ARI Sample ID	Sample Bottle #	BOD Bottle #	pH<2	Initial Weight (g) ~~Volume (mL)~~	Final Volume (mL)	# $KMnO_4$ Aliquots	CL P	Comments
LR71 A	4	I8	–	0.248	100.0	1	N	
" ADUP	4	I13	–	0.249		1		
" ASPK	4	I14	–	0.250		1		
" B	4	I23	–	0.294		1		
" C	4	I18	–	0.208		1		
" D	4	H21	–	0.204		1		
" E	4	N5	–	0.232		1		
" F	4	L23	–	0.242		1		
" H	4	P1	–	0.250		1		
" I	4	L8	–	0.290		1		
" J	4	P18	–	0.259		1		
" K	4	T18	–	0.207		1		
" L	4	T3	–	0.291		1		
" MB	–	C15	–	–		1		
" MBSPK	–	E9	–	–	100.0	1	N	

10.5.07 DM

Chemical/Reagent ID:
HNO_3: I3851 H_2SO_4: I3819 HCl: –
5% $K_2S_2O_8$: MP1276 5% $KMnO_4$: MP1298

Metals Prep Logs

prepared
for

ANCHOR ENVIRONMENTAL

Project : KIMBERLY CLARK ANACORTES

ARI JOB NO. LR71

prepared
by

Analytical Resources, Inc.

Analytical Resources, Incorporated
Analytical Chemists and Consultants

Metals Total Solids

Oven in:
Analyst: DM Date: 10-04-07 Time: 1555 Temp: 105°C

Oven out:
Analyst: DM Date: 10-05-07 Time: 0900 Temp: 102°C

ARI Sample ID	Tare Weight (g)	Tare + Sample Wet (g)	Tare + Sample Dry (g)	Comments
LR71 A	0.997	10.888	6.519	
" B	1.027	10.241	5.691	
" C	1.016	10.471	7.250	
" D	1.013	10.380	7.365	
" E	1.003	10.097	7.897	
" F	1.012	10.526	7.064	
" H	1.047	10.502	6.992	
" I	1.013	10.337	6.598	
" J	1.030	10.136	7.459	
" K	1.018	10.628	6.659	
" L	1.037	10.304	8.153	
		10-4-07	DM	

Analytical Resources,Incorporated
Analytical Chemists and Consultants

SPIKING LOG

Analyst: DM **Final Volume** 50 **Sample ID** LR71 ASPK, MBSPK

Date: 10.05.07 **Final Volume (Hg):** 100

		Prepcode:	SWC	
		Spike Solution:	ICP Routine	ICP No GFA	GFA
		Standard No.:	2410-5		
		Vol Added (mL):	1.0		
	Ag	50 ✓		2.0
S	Al	200	200	
T	As	200 ✓		10
O	Ba	200	200	
C	Be	50	50	
K	Ca	1000	1000	
	Cd	50 ✓		2.0
	Co	50 ✗	NO DIL 50	
C	Cr	50 ✓	10.5 50	
O	Cu	50 ✓	50	
N	Fe	200	200	
C	K	1000	1000	
E	Mg	1000	1000	
N	Mn	50	50	
T	Na	1000	1000	
R	Ni	50 ✓	50	
A	Pb	200 ✓		10
T	Se	200		10
I	Sr	50	50	
O	Tl	200		10
N	V	50	50	
	Zn	50 ✓	50	

	ICP-MS #1	ICP-MS #2	ICP-MS Minerals
Ag	25		
Al			500
As	25		
Ba	25		
Be	25		
Ca			500
Cd	25		
Co	25		
Cr	25		
Cu	25		
Fe			500
K			500
Mg			500
Mn	25		
Mo		25	
Na			500
Ni	25		
Pb	25		
Sb		25	
Se	80		
Th	25		
U	25		
V	25		
Zn	80		

Element	Prepcode	Analysis	Stock Conc.	Stock Added	Std No.
Hg	SMM	CVA	1.0	0.1	2344-4
Hg MBSPK	↓	CVA	1.0	0.2	↓
Sb	SWC	ICP	2000	0.1	2368-6
Sb		GFA	100		
B		ICP	500		
Mo		ICP	500		
Si		ICP	10000		
Sn		ICP	500		
Ti		ICP	2000		

Additional Elements:

Element	Prepcode	Analysis	Stock Conc.	Stock Added	Std. No.

1510

Analytical Resources, Incorporated
Analytical Chemists and Consultants

Mercury Digestion Log

Prep Code: SMM Matrix: Soil
Analyst: DM Date: 10.05.07
Bath Temp: 95°C Start Time: 1500 End Time: 1530

ARI Sample ID	Sample Bottle #	BOD Bottle #	pH<2	Initial Weight (g) ~~Volume (mL)~~	Final Volume (mL)	# $KMnO_4$ Aliquots	CL P	Comments
LR71 A	4	I8	–	0.248	100.0	10/9 1	N	
" ADUP	4	I13	–	0.249		1		
" ASPK	4	I14	–	0.250		1		
" B	4	I23	–	0.294		1		
" C	4	I18	–	0.208		1		
" D	4	H21	–	0.204		1		
" E	4	N5	–	0.232		1		
" F	4	L23	–	0.242		1		
" H	4	P1	–	0.250		1		
" I	4	L8	–	0.290		1		
" J	4	P18	–	0.259		1		
" K	4	T18	–	0.207		1		
" L	4	T3	–	0.291		1		
" MB	–	C15	–	–	↓	1	↓	
" MBSPK	–	E9	–	–	100.0	1	N	

10.5.07 DM

Chemical/Reagent ID:
HNO_3: I3851 H_2SO_4: I3819 HCl: –
5% $K_2S_2O_8$: MP1276 5% $KMnO_4$: MP1298

Analytical Resources, Incorporated
Analytical Chemists and Consultants

Digestion Log

Analyst: DM
Matrix: Soil

Date: 10.05.07
Block Temp: 92°C

ARI Sample ID	Btl #	pH<2	Prep Code: SWC Initial Wt (g) ~~Vol (mL)~~	Prep Code: SWC Final Vol (mL)	Prep Code: Initial Wt (g) Vol (mL)	Prep Code: Final Vol (mL)	Comments
LB71 A	4	—	1.052	50.0			
" ADUP	4	—	1.053				
" ASPK	4	—	1.054				
" B	4	—	1.069				
" C	4	—	1.057				
" D	4	—	1.037				
" E	4	—	1.088				
" F	4	—	1.044				
" H	4	—	1.026				
" I	4	—	1.034				
" J	4	—	1.039				
" K	4	—	1.099				
" L	4	—	1.027				
" MB	—	—	—				
" MBSPK	—	—	—	50.0			
				10-5-07 DM			

Chemical/Reagent ID:
HNO_3: MP1299 / I3851 HCl: I2854 H_2O_2: I3850

ANALYTICAL
RESOURCES
INCORPORATED

ANALYST NOTES - Metals

ARI Job No: LR71 ~~LR71~~ 10.10

Client Name: Anchor

Parameter: ICP

Client Project:

☐ Job OK, no corrective action required

LR71 Asph 20%R for Sb

Analyst: Barbara Test

Date Analyzed: 10-10-07

5048F

Rev. 4
04/18/95

General Chemistry Analysis
QC Summary Data

prepared
for

ANCHOR ENVIRONMENTAL

Project : KIMBERLY CLARK ANACORTES

ARI JOB NO. LR71

prepared
by

Analytical Resources, Inc.

METHOD BLANK RESULTS-CONVENTIONALS
LR71-Anchor Environmental, LLC

ANALYTICAL RESOURCES INCORPORATED

Matrix: Sediment
Data Release Authorized:
Reported: 10/16/07

Project: Kimberly Clark Anacortes
Event: NA
Date Sampled: NA
Date Received: NA

Analyte	Date	Units	Blank
Total Solids	10/02/07	Percent	< 0.01 U
	10/02/07		< 0.01 U
	10/02/07		< 0.01 U
Total Organic Carbon	10/15/07	Percent	< 0.020 U

LAB CONTROL RESULTS-CONVENTIONALS
LR71-Anchor Environmental, LLC

ANALYTICAL RESOURCES INCORPORATED

Matrix: Sediment
Data Release Authorized:
Reported: 10/16/07

Project: Kimberly Clark Anacortes
Event: NA
Date Sampled: NA
Date Received: NA

Analyte	Date	Units	LCS	Spike Added	Recovery
Total Organic Carbon	10/15/07	Percent	0.528	0.500	105.6%

STANDARD REFERENCE RESULTS-CONVENTIONALS
LR71-Anchor Environmental, LLC

ANALYTICAL RESOURCES INCORPORATED

Matrix: Sediment
Data Release Authorized:
Reported: 10/16/07

Project: Kimberly Clark Anacortes
Event: NA
Date Sampled: NA
Date Received: NA

Analyte/SRM ID	Date	Units	SRM	True Value	Recovery
Total Organic Carbon NIST #8704	10/15/07	Percent	3.43	3.35	102.4%

REPLICATE RESULTS-CONVENTIONALS
LR71-Anchor Environmental, LLC

ANALYTICAL RESOURCES INCORPORATED

Matrix: Sediment
Data Release Authorized:
Reported: 10/16/07

Project: Kimberly Clark Anacortes
Event: NA
Date Sampled: 09/28/07
Date Received: 09/29/07

Analyte	Date	Units	Sample	Replicate(s)	RPD/RSD
ARI ID: LR71G Client ID: AN-SS-REF-070928					
Total Solids	10/02/07	Percent	74.20	74.20 74.30	0.1%
Total Organic Carbon	10/15/07	Percent	0.951	1.02 1.20	12.2%

MS/MSD RESULTS-CONVENTIONALS
LR71-Anchor Environmental, LLC

ANALYTICAL RESOURCES INCORPORATED

Matrix: Sediment
Data Release Authorized:
Reported: 10/16/07

Project: Kimberly Clark Anacortes
Event: NA
Date Sampled: 09/28/07
Date Received: 09/29/07

Analyte	Date	Units	Sample	Spike	Spike Added	Recovery
ARI ID: LR71G Client ID: AN-SS-REF-070928						
Total Organic Carbon	10/15/07	Percent	0.951	2.08	0.988	114.3%

General Chemistry Analysis
Sample Data

prepared
for

ANCHOR ENVIRONMENTAL

Project : KIMBERLY CLARK ANACORTES

ARI JOB NO. LR71

prepared
by

Analytical Resources, Inc.

SAMPLE RESULTS-CONVENTIONALS
LR71-Anchor Environmental, LLC

ANALYTICAL RESOURCES INCORPORATED

Matrix: Sediment
Data Release Authorized:
Reported: 10/16/07

Project: Kimberly Clark Anacortes
Event: NA
Date Sampled: 09/27/07
Date Received: 09/29/07

Client ID: AN-SS-01-070927
ARI ID: 07-20766 LR71A

Analyte	Date	Method	Units	RL	Sample
Total Solids	10/02/07 100207#2	EPA 160.3	Percent	0.01	61.40
Total Organic Carbon	10/15/07 101507#1	Plumb,1981	Percent	0.020	1.43

RL Analytical reporting limit
U Undetected at reported detection limit

SAMPLE RESULTS-CONVENTIONALS
LR71-Anchor Environmental, LLC

ANALYTICAL RESOURCES INCORPORATED

Matrix: Sediment
Data Release Authorized:
Reported: 10/16/07

Project: Kimberly Clark Anacortes
Event: NA
Date Sampled: 09/27/07
Date Received: 09/29/07

Client ID: AN-SS-02-070927
ARI ID: 07-20767 LR71B

Analyte	Date	Method	Units	RL	Sample
Total Solids	10/02/07 100207#2	EPA 160.3	Percent	0.01	53.80
Total Organic Carbon	10/15/07 101507#1	Plumb,1981	Percent	0.020	4.84

RL Analytical reporting limit
U Undetected at reported detection limit

SAMPLE RESULTS-CONVENTIONALS
LR71-Anchor Environmental, LLC

ANALYTICAL RESOURCES INCORPORATED

Matrix: Sediment
Data Release Authorized:
Reported: 10/16/07

Project: Kimberly Clark Anacortes
Event: NA
Date Sampled: 09/28/07
Date Received: 09/29/07

Client ID: AN-SS-03-070928
ARI ID: 07-20768 LR71C

Analyte	Date	Method	Units	RL	Sample
Total Solids	10/02/07 100207#2	EPA 160.3	Percent	0.01	67.20
Total Organic Carbon	10/15/07 101507#1	Plumb,1981	Percent	0.020	2.53

RL Analytical reporting limit
U Undetected at reported detection limit

SAMPLE RESULTS-CONVENTIONALS
LR71-Anchor Environmental, LLC

ANALYTICAL RESOURCES INCORPORATED

Matrix: Sediment
Data Release Authorized:
Reported: 10/16/07

Project: Kimberly Clark Anacortes
Event: NA
Date Sampled: 09/28/07
Date Received: 09/29/07

Client ID: AN-SS-07-070928
ARI ID: 07-20769 LR71D

Analyte	Date	Method	Units	RL	Sample
Total Solids	10/02/07 100207#2	EPA 160.3	Percent	0.01	70.20
Total Organic Carbon	10/15/07 101507#1	Plumb,1981	Percent	0.020	1.35

RL Analytical reporting limit
U Undetected at reported detection limit

SAMPLE RESULTS-CONVENTIONALS
LR71-Anchor Environmental, LLC

ANALYTICAL RESOURCES INCORPORATED

Matrix: Sediment
Data Release Authorized:
Reported: 10/16/07

Project: Kimberly Clark Anacortes
Event: NA
Date Sampled: 09/28/07
Date Received: 09/29/07

Client ID: AN-SS-10-070928
ARI ID: 07-20770 LR71E

Analyte	Date	Method	Units	RL	Sample
Total Solids	10/02/07 100207#2	EPA 160.3	Percent	0.01	74.90
Total Organic Carbon	10/15/07 101507#1	Plumb,1981	Percent	0.020	1.07

RL Analytical reporting limit
U Undetected at reported detection limit

SAMPLE RESULTS-CONVENTIONALS
LR71-Anchor Environmental, LLC

ANALYTICAL RESOURCES INCORPORATED

Matrix: Sediment
Data Release Authorized:
Reported: 10/16/07

Project: Kimberly Clark Anacortes
Event: NA
Date Sampled: 09/28/07
Date Received: 09/29/07

Client ID: AN-SS-11-070928
ARI ID: 07-20771 LR71F

Analyte	Date	Method	Units	RL	Sample
Total Solids	10/02/07 100207#2	EPA 160.3	Percent	0.01	66.40
Total Organic Carbon	10/15/07 101507#1	Plumb,1981	Percent	0.020	1.15

RL Analytical reporting limit
U Undetected at reported detection limit

SAMPLE RESULTS-CONVENTIONALS
LR71-Anchor Environmental, LLC

ANALYTICAL RESOURCES INCORPORATED

Matrix: Sediment
Data Release Authorized:
Reported: 10/16/07

Project: Kimberly Clark Anacortes
Event: NA
Date Sampled: 09/28/07
Date Received: 09/29/07

Client ID: AN-SS-REF-070928
ARI ID: 07-20772 LR71G

Analyte	Date	Method	Units	RL	Sample
Total Solids	10/02/07 100207#2	EPA 160.3	Percent	0.01	74.20
Total Organic Carbon	10/15/07 101507#1	Plumb,1981	Percent	0.020	0.951

RL Analytical reporting limit
U Undetected at reported detection limit

SAMPLE RESULTS-CONVENTIONALS
LR71-Anchor Environmental, LLC

ANALYTICAL RESOURCES INCORPORATED

Matrix: Sediment
Data Release Authorized:
Reported: 10/16/07

Project: Kimberly Clark Anacortes
Event: NA
Date Sampled: 09/28/07
Date Received: 09/29/07

Client ID: AN-SS-04
ARI ID: 07-20773 LR71H

Analyte	Date	Method	Units	RL	Sample
Total Solids	10/02/07 100207#2	EPA 160.3	Percent	0.01	66.90
Total Organic Carbon	10/15/07 101507#1	Plumb,1981	Percent	0.020	6.13

RL Analytical reporting limit
U Undetected at reported detection limit

SAMPLE RESULTS-CONVENTIONALS
LR71-Anchor Environmental, LLC

ANALYTICAL RESOURCES INCORPORATED

Matrix: Sediment
Data Release Authorized:
Reported: 10/16/07

Project: Kimberly Clark Anacortes
Event: NA
Date Sampled: 09/27/07
Date Received: 09/29/07

Client ID: AN-SS-05
ARI ID: 07-20774 LR71I

Analyte	Date	Method	Units	RL	Sample
Total Solids	10/02/07 100207#2	EPA 160.3	Percent	0.01	61.70
Total Organic Carbon	10/15/07 101507#1	Plumb,1981	Percent	0.020	2.42

RL Analytical reporting limit
U Undetected at reported detection limit

SAMPLE RESULTS-CONVENTIONALS
LR71-Anchor Environmental, LLC

ANALYTICAL RESOURCES INCORPORATED

Matrix: Sediment
Data Release Authorized:
Reported: 10/16/07

Project: Kimberly Clark Anacortes
Event: NA
Date Sampled: 09/28/07
Date Received: 09/29/07

Client ID: AN-SS-06
ARI ID: 07-20775 LR71J

Analyte	Date	Method	Units	RL	Sample
Total Solids	10/02/07 100207#2	EPA 160.3	Percent	0.01	75.70
Total Organic Carbon	10/15/07 101507#1	Plumb,1981	Percent	0.020	1.40

RL Analytical reporting limit
U Undetected at reported detection limit

SAMPLE RESULTS-CONVENTIONALS
LR71-Anchor Environmental, LLC

ANALYTICAL RESOURCES INCORPORATED

Matrix: Sediment
Data Release Authorized:
Reported: 10/16/07

Project: Kimberly Clark Anacortes
Event: NA
Date Sampled: 09/27/07
Date Received: 09/29/07

Client ID: AN-SS-08
ARI ID: 07-20776 LR71K

Analyte	Date	Method	Units	RL	Sample
Total Solids	10/02/07 100207#2	EPA 160.3	Percent	0.01	60.80
Total Organic Carbon	10/15/07 101507#1	Plumb,1981	Percent	0.020	1.75

RL Analytical reporting limit
U Undetected at reported detection limit

SAMPLE RESULTS-CONVENTIONALS
LR71-Anchor Environmental, LLC

ANALYTICAL RESOURCES INCORPORATED

Matrix: Sediment
Data Release Authorized:
Reported: 10/16/07

Project: Kimberly Clark Anacortes
Event: NA
Date Sampled: 09/27/07
Date Received: 09/29/07

Client ID: AN-SS-09
ARI ID: 07-20777 LR71L

Analyte	Date	Method	Units	RL	Sample
Total Solids	10/02/07 100207#2	EPA 160.3	Percent	0.01	74.70
Total Organic Carbon	10/15/07 101507#1	Plumb,1981	Percent	0.020	3.99

RL Analytical reporting limit
U Undetected at reported detection limit

General Chemistry Analysis
Instrument Raw Data

prepared
for

ANCHOR ENVIRONMENTAL

Project : KIMBERLY CLARK ANACORTES

ARI JOB NO. LR71

prepared
by

Analytical Resources, Inc.

LR71

(10-4-07)

TOTAL SOLIDS/VOLATILE SOLIDS (TS / TVS) BENCHSHEET

SOLIDS *(dry at 104 (12-24 hr) then combust at 550 (30 min))*

DATE: 10/2/2007

ANALYST: KE

Batch drying time		
record times as mm/dd/yy hh:mm		
10/2/2007 18:24	time in oven	KE
10/3/2007 10:48	time out	KE
elapsed hrs =	16.4	

TS (%) calculated as:
Final dry wt (g) = (Dry Wt - Tare Wt)
TS = (Final Dry Wt)/ (grams Sample-Tare)

TVS (mg/kg dry wt) calculated as:
Final ash wt (g) = (min ash wt - tare wt)
*TVS (mg/kg) = [(Dry wt-Ash wt)/ (dry weight)] *1,000,000*
if ash wt > dry wt, "Chk for Err"
*if dry wt-ash wt < 0.001 g, "< (1/dry wt)*1,000,000*

SAMPLE ID	DISH #	SAMPLE (grams)	TARE WT (grams)	DRY WT 104C (grams) 1			dry Wt (g)	TS (%)	ASH WT 550C (grams) 1	2		Ash Wt (g)	TVS (mg/kg)	TVS (%)
Cal Date -->		10/2/2007	10/2/2007	10/3/2007										
Time & Initials -->		16:28 KE	15:28 KE	11:06 KE										
Cal Wt (g)	10.0000	9.9996	9.9997	9.9995										
record weights to 4 places		*Cal OK!*	*Cal OK!*	*Cal OK!*										
Blank			1.1079	1.1075			0.00							
LR71 A5		6.2959	1.0701	4.2772			3.21	**61.4%**						
LR71 B5		6.7079	1.1151	4.1238			3.01	**53.8%**						
LR71 C5		6.2558	1.0965	4.5620			3.47	**67.2%**						
LR71 D5		6.7645	1.0974	5.0782			3.98	**70.2%**						
LR71 E5		6.2895	1.1049	4.9889			3.88	**74.9%**						
LR71 F5		6.2282	1.0455	4.4873			3.44	**66.4%**						
LR71 G2		6.9480	1.0800	5.4362			4.36	**74.2%**						
LR71 G2 dup		6.6982	1.1229	5.2614			4.14	**74.2%**						
							RPD =	0.01%				RPD =		NA
LR71 G2 trp		6.7504	1.1199	5.3061			4.19	**74.3%**						
							RSD =	0.09%				RSD =		NA
LR71 H5		6.0769	1.0968	4.4293			3.33	**66.9%**						
LR71 I 5		6.1094	1.0822	4.1850			3.10	**61.7%**						
LR71 J 5		6.0019	1.1037	4.8128			3.71	**75.7%**						
LR71 K5		6.0151	1.0606	4.0710			3.01	**60.8%**						
LR71 L5		6.0694	1.0978	4.8111			3.71	**74.7%**						
LR61 A1		6.1572	1.0827	5.1927			4.11	**81.0%**						
LR61 B1		6.4696	1.1118	5.4484			4.34	**80.9%**						
LR61 C1		6.3677	1.1066	5.2998			4.19	**79.7%**						
LR61 C1 dup		6.3466	1.0985	5.4094			4.31	**82.1%**						
							RPD =	3.02%				RPD =		NA
LR61 C1 trp		6.3652	1.0770	5.4430			4.37	**82.6%**						

1534

TOTAL SOLIDS/VOLATILE SOLIDS (TS / TVS) BENCHSHEET

SOLIDS *(dry at 104 (12-24 hr) then combust at 550 (30 min))*

DATE: 10/2/2007

ANALYST: KE

Batch drying time			*TS (%) calculated as:*	*TVS (mg/kg dry wt) calculated as:*
record times as mm/dd/yy hh:mm			*Final dry wt (g) = (Dry Wt - Tare Wt)*	*Final ash wt (g) = (min ash wt - tare wt)*
10/2/2007 18:24	time in oven	KE	*TS = (Final Dry Wt)/ (grams Sample-Tare)*	*TVS (mg/kg) = [(Dry wt-Ash wt)/ (dry weight)] *1,000,000*
10/3/2007 10:48	time out	KE		*if ash wt > dry wt, "Chk for Err"*
elapsed hrs =	16.4			*if dry wt-ash wt < 0.001 g, "< (1/dry wt)*1,000,000*

SAMPLE ID	DISH #	SAMPLE (grams)	TARE WT (grams)	DRY WT 104C (grams) 1			dry Wt (g)	TS (%)	ASH WT 550C (grams) 1	2		Ash Wt (g)	TVS (mg/kg)	(%)
							RSD =	1.90%				RSD =	NA	
LR61 D1		6.1583	1.0846	5.3169			4.23	**83.4%**						
LR61 E1		6.8033	1.1268	6.4479			5.32	**93.7%**						
LR61 F1		6.4399	1.1027	5.7056			4.60	**86.2%**						
LR61 G1		6.0300	1.1042	5.6043			4.50	**91.4%**						
LR87 A1		6.4393	1.0993	5.9610			4.86	**91.0%**						
LR87 B1		6.2280	1.0913	5.6483			4.56	**88.7%**						
LR87 B1 dup		6.3265	1.1092	5.7210			4.61	**88.4%**						
							RPD =	0.36%				RPD =	NA	
LR87 B1 trp		6.4849	1.0819	5.8655			4.78	**88.5%**						
							RSD =	0.18%				RSD =	NA	
LR87 C1		6.4999	1.1110	5.4746			4.36	**81.0%**						
LR87 D1		6.3522	1.0946	5.4794			4.38	**83.4%**						
Blank			1.0786	1.0786			0.00							
LR87 E1		6.0663	1.0835	5.5487			4.47	**89.6%**						
LR87 F1		6.9503	1.0904	6.5426			5.45	**93.0%**						
LR87 G1		6.3718	1.1044	5.7265			4.62	**87.7%**						
LR87 H1		6.3803	1.1005	6.0068			4.91	**92.9%**						
LR87 I 1		6.6469	1.1029	6.1998			5.10	**91.9%**						
LR87 J 1		6.5162	1.0792	5.9025			4.82	**88.7%**						
LR87 K1		6.1423	1.1201	5.3353			4.22	**83.9%**						
LR87 L1		6.9261	1.1055	5.8074			4.70	**80.8%**						
LR86 B1		6.4135	1.1192	4.1363			3.02	**57.0%**						
LR86 C1		6.9504	1.0986	4.9665			3.87	**66.1%**						
LR86 D1		6.8972	1.0549	3.9406			2.89	**49.4%**						
LR86 E1		6.7259	3.1107	4.6438			1.53	**42.4%**						
LR86 F1		6.1996	1.0463	5.0825			4.04	**78.3%**						

1535

TOTAL SOLIDS/VOLATILE SOLIDS (TS / TVS) BENCHSHEET

DATE: 10/2/2007

SOLIDS *(dry at 104 (12-24 hr) then combust at 550 (30 min))*

ANALYST: KE

Batch drying time			*TS (%) calculated as:*	*TVS (mg/kg dry wt) calculated as:*
record times as mm/dd/yy hh:mm			*Final dry wt (g) = (Dry Wt - Tare Wt)*	*Final ash wt (g) = (min ash wt - tare wt)*
10/2/2007 18:24	time in oven	KE	*TS = (Final Dry Wt)/ (grams Sample-Tare)*	*TVS (mg/kg) = [(Dry wt-Ash wt)/ (dry weight)] *1,000,000*
10/3/2007 10:48	time out	KE		*if ash wt > dry wt, "Chk for Err"*
elapsed hrs =	16.4			*if dry wt-ash wt < 0.001 g, "< (1/dry wt)*1,000,000*

SAMPLE ID	DISH #	SAMPLE (grams)	TARE WT (grams)	DRY WT 104C (grams)			dry Wt (g)	TS (%)	ASH WT 550C (grams)			Ash Wt (g)	TVS (mg/kg)	(%)
				1					1	2				
LR86 G1		6.2196	1.0831	4.0868			3.00	**58.5%**						
LR86 H1		6.4140	1.0975	2.5838			1.49	**28.0%**						
LR86 I 1		6.1206	1.0640	3.2846			2.22	**43.9%**						
LR86 J 1		6.6899	1.0804	4.2226			3.14	**56.0%**						
LR86 K1		6.6999	1.0657	4.6274			3.56	**63.2%**						
LR86 L1		6.3944	1.0839	2.4026			1.32	**24.8%**						
Blank			1.1318	1.1316			0.00							
LR87 N1		6.3155	1.0726	5.1935			4.12	**78.6%**						

1536

LR 71

10-8-07

TOC Solids Prep Log

DATE: 10/1/2007

ANALYST: KE 18:44

acid purging to remove IC and drying at 70°C for TOC analysis

General notes regarding prep method and samples (identify the acid used)

make no entry to shaded cells, they are calculated

Sample ID		IC Test	Gravimetric Data (grams)			%	Sample description & notes
ARI #	Client	+ / -	Tare Wt.	Wet wt.	70°C dry wt	Solids	(homogeneity and exclusions)
Blank			13.0583		13.0583	0 mg	
LR71 A5		++-	12.9096	18.6159	16.5011	62.94%	
LR71 B5		++-	12.9054	18.5938	16.2713	59.17%	
LR71 C5		+++-	13.0864	18.6889	17.1114	71.84%	
LR71 D5		+++-	13.1097	18.2942	17.0384	75.78%	
LR71 E5		++-	12.9236	18.4714	17.4786	82.10%	
LR71 F5		-	13.0973	18.1935	16.5479	67.71%	
LR71 G5		-	13.1054	18.5368	17.2867	76.98%	
LR71 G5 DUP		-	13.0645	18.3919	17.1794	77.24%	
LR71 G5 TRIP		-	13.0597	18.7936	17.4664	76.85%	
LR71 H5		-	13.1445	18.9380	16.8958	64.75%	
LR71 I 5		-	13.1641	18.9161	16.7180	61.79%	
LR71 J 5		+++-	13.0809	18.6421	18.0829	89.94%	
LR71 K5		-	13.1743	18.2514	16.3832	63.20%	
LR71 L5		-	13.1268	18.4081	17.3390	79.76%	
LR61 A1		-	13.0881	18.5433	17.6467	83.56%	
LR61 B1		++-	13.1577	18.1664	17.7414	91.51%	
LR61 C1		++-	12.8825	18.4792	17.9658	90.83%	
LR61 C1 DUP		++-	13.1024	18.7707	18.1308	88.71%	
LR61 C1 TRIP		++-	12.9167	18.5017	17.8976	89.18%	
LR61 D1		-	13.1218	18.0040	17.3876	87.37%	
LR61 E1		-	13.0438	18.6945	18.4049	94.87%	
LR61 F1		-	12.8717	18.2485	17.7264	90.29%	
LR61 G1		-	13.1094	18.6994	18.3413	93.59%	
LR87 A1		-	12.8492	18.7491	18.4086	94.23%	
LR87 B1		-	12.8667	18.4784	17.9852	91.21%	
LR87 B1 DUP		-	13.1199	18.5646	18.0849	91.19%	
LR87 B1 TRIP		-	13.0700	18.7962	18.2883	91.13%	
LR87 C1		-	13.1199	18.2404	17.3973	83.53%	
LR87 D1		-	13.1018	18.0590	17.3799	86.30%	
Blank			13.1831		13.1828	-0.3 mg	
LR87 E1		-	13.1328	18.9948	18.7313	95.50%	
LR87 F1		-	13.1529	18.2713	17.9581	93.88%	
LR87 G1		-	13.1107	18.4796	17.9524	90.18%	

Sample ID		IC Test	Gravimetric Data (grams)			%	*Sample description & notes*
ARI #	Client	+ / -	Tare Wt.	Wet wt.	70°C dry wt	Solids	*(homogeneity and exclusions)*
LR87 H1		-	12.9552	18.5447	18.2980	95.59%	
LR87 I 1		-	12.8743	18.5094	18.2092	94.67%	
LR87 J 1		-	12.8475	18.9070	18.3764	91.24%	
LR87 K1		++-	12.8548	18.5745	18.0466	90.77%	
LR87 L1		-	13.1167	18.3242	17.4708	83.61%	
LR86 B1		+-	12.8872	18.7488	16.6596	64.36%	
LR86 C1		+++-	12.9653	18.8375	15.0958	36.28%	
LR86 D1		+++-	12.8685	18.6716	16.1714	56.92%	
LR86 E1		+++-	13.0459	18.3209	17.0852	76.57%	
LR86 F1			13.1069	18.9075			
LR86 G1			13.1807	18.3616			
LR86 H1		++-	12.9056	18.5566	14.7305	32.29%	
LR86 I 1			12.9691	18.4530			
LR86 J 1		-	13.1534	18.4317	15.4999	44.46%	
LR86 K1		+++-	13.1368	18.4970	16.9982	72.04%	
LR86 L1		+++-	12.8519	18.6238	14.6659	31.43%	
Blank			13.1362		13.1364	0.2 mg	
LR87 N1			13.0188	18.9499	17.8469	81.40%	

LR71

10-16-07

TOC, Solids Data Analysis

Mode: NPOC *Inlet:* Boat

Spike Std = 2,000 *ppm C*

DATE:	10/15/2007
ANALYST:	KE 10:26

Calibration Data

Calibration Standard			Source:	ARI # 0075 - 4		Conc:	2,000	ppm
	Observed Values (µg/g)				mean	*Cal Factor*		
	1,587	1,569	1,579		1,578	*1.267*		
Verification Standard			Source:	SPEX - 02 - 8 TOC		Conc:	5,000	ppm
	ICV	CCV	CCV	CCV	CCV	*mean*	*% Rec*	
	5,282	5,078	4,976	5,009		*5,086*	*101.7%*	
Standard Reference Material			Source:	***NIST 8704***		Conc:	**33,510**	ppm

Blank Data

								Historical Blank Limits	
System Blanks (enter "observed C")								*mean*	*stdev*
	Replicate determinations					Mean	condition	17.8	7.23
	15.50	23.86	34.10	7.12		20.14	OK !	*updated*	*9/27/2005*
Silica Blanks (enter "corrected C" at end of run)								*LBL*	-3.9
	Replicate determinations					Mean	condition	*UBL*	39.5

Sample Data *(Entered data must match the Dohrmann output report !)*

"Corrected C" (no dilution) = "Observed C" - Mean Blank

*"Corrected C" (with dilution) = ("Observed C" - (Mean silica Blank * %Silica)) * Dilution Factor*

Sample ID	Dilution Data				Spike	Combustion Data			
	Sample wt. (mg)	Final wt. (mg)	Silica (%)	Dilution Factor	(µL Std)	Burn wt. (mg)	Observed C (ppm C)	Corrected C (ppm C)	
ICV				1.00		10.0	5302	5,282	*105.64%*
Blank				1.00		10.0	15.5		*Blank OK*
NIST 8704				1.00		2.8	34320	34,300	*102.36%*
LR71 G2				1.00		1.7	9186	9,166	*Range OK!*
LR71 G2 dup				1.00		1.5	9815	9,795	*RPD=6.6%*
LR71 G2 trp				1.00		1.9	11550	11,530	*RSD=12%*
LR71 G2 ms				1.00	10	2.1	20100	20,080	*Range OK!*
Spike =	*0.02*	*mg C to*	*2.1*	*mg samp=*	*9,524*	*ppm*		*115%*	
LR71 A1				1.00		1.1	14010	13,990	*Range OK!*
LR71 B1				1.00		1.1	44000	43,980	*Range OK!*
LR71 C1				1.00		1.0	23720	23,700	*Range OK!*
LR71 D1				1.00		1.1	12550	12,530	*Range OK!*
LR71 E1				1.00		1.4	9789	9,769	*Range OK!*
CCV				1.00		10.0	5098	5,078	*101.56%*
Blank				1.00		10.0	23.86		*Blank OK*
LR71 F1				1.00		1.4	11270	11,250	*Range OK!*
LR71 H1				1.00		1.1	63310	63,290	*Range OK!*
LR71 I 1				1.00		1.6	24220	24,200	*Range OK!*
LR71 J 1				1.00		1.6	11810	11,790	*Range OK!*
LR71 K1				1.00		1.7	16890	16,870	*Range OK!*
LR71 L1				1.00		1.0	37420	37,400	*Range OK!*
LR61 A1				1.00		2.1	2216	2,196	*Range OK!*
LR61 B1				1.00		2.5	2758	2,738	*Range OK!*
LR61 D1				1.00		3.2	2013	1,993	*Range OK!*
LR61 E1				1.00		1.3	15400	15,380	*Range OK!*
CCV				1.00		10.0	4996	4,976	*99.52%*
Blank				1.00		10.0	34.1		*Blank OK*
LR61 F1				1.00		3.5	318.2	298	*Range OK!*
LR61 G1				1.00		3.3	698.2	678	*Range OK!*
~~LR61 C1~~			-	~~1.00~~		~~2.6~~	~~609.5~~	~~589~~	~~*Range OK!*~~

Sample Data *(Entered data must match the Dohrmann output report !)*

"Corrected C" (no dilution) = "Observed C" - Mean Blank

*"Corrected C" (with dilution) = ("Observed C" - (Mean silica Blank * %Silica)) * Dilution Factor*

Sample ID	Dilution Data				Spike	Combustion Data			
	Sample wt. (mg)	Final wt. (mg)	Silica (%)	Dilution Factor	(µL Std)	Burn wt. (mg)	Observed C (ppm C)	Corrected C (ppm C)	
~~LR61 C1 dup~~				~~1.00~~		~~2.4~~	~~489.1~~	~~469~~	~~*RPD=22.8%*~~
LR61 C1				1.00		2.4	915.2	895	*Range OK!*
LR61 C1 dup				1.00		2.4	936.2	916	*RPD=2.3%*
LR61 C1 trp				1.00		2.8	860.8	841	*RSD=4.4%*
LR61 C1 ms				1.00	10	3.5	7794	7,774	*Range OK!*
Spike =	*0.02*	*mg C to*	*3.5*	*mg samp=*	*5,714*	*ppm*		*120%*	
~~NIST 8704~~			-	~~1.00~~		~~3.7~~	~~23730~~	~~23,710~~	~~*70.75%*~~
NIST 8704				1.00		3.2	32410	32,390	*96.66%*
CCV				1.00		10.0	5029	5,009	*100.18%*
Blank				1.00		10.0	7.116		*Blank OK*

Geotech Analysis

prepared
for

ANCHOR ENVIRONMENTAL

Project : KIMBERLY CLARK ANACORTES

ARI JOB NO. LR71

prepared
by

Analytical Resources, Inc.

ANALYTICAL RESOURCES INCORPORATED

DATA QUALIFIERS FOR PHYSICAL ANALYSES

SM Indicates that the sample matrix was not appropriate for the requested analysis. This normally refers to samples contaminated with an organic product that interferes with moisture content, porosity, and saturation calculations that assume only water is present. It can also cause particles to adhere to one another, causing errors in grain size distribution analyses.

SS Indicates that the sample was not appropriate for the method requested because it did not contain the proportion of "fines'" required to perform the pipette portion of the analysis.

W Indicates that the amount of sample in some pipette readings was below the level required for accurate weighing, resulting in negative weights, which were adjusted to eliminate the negative value.

F Indicates that the samples were frozen prior to particle size determination.

ANALYTICAL RESOURCES INCORPORATED

GEOTECHNICAL ANALYSIS DATA SHEET
Organic Matter by Method ASTM D2974

Data Release Authorized: gb
Reported: 10/16/07
Date Received: 09/29/07
Page 1 of 1

QC Report No: LR71-Anchor Environmental, LLC
Project: Kimberly Clark Anacortes

Client/ ARI ID	Date Sampled	Matrix	Analysis Date	Result
AN-SS-01-070927 LR71A 07-20766	09/27/07	Sediment	10/16/07 19:14	17.02
AN-SS-02-070927 LR71B 07-20767	09/27/07	Sediment	10/16/07 19:14	7.84
AN-SS-03-070928 LR71C 07-20768	09/28/07	Sediment	10/16/07 19:14	3.83
AN-SS-07-070928 LR71D 07-20769	09/28/07	Sediment	10/16/07 19:14	2.54
AN-SS-10-070928 LR71E 07-20770	09/28/07	Sediment	10/16/07 19:14	2.03
AN-SS-11-070928 LR71F 07-20771	09/28/07	Sediment	10/16/07 19:14	9.67
AN-SS-04 LR71H 07-20773	09/28/07	Sediment	10/16/07 19:14	8.97
AN-SS-05 LR71I 07-20774	09/27/07	Sediment	10/16/07 19:14	6.37
AN-SS-06 LR71J 07-20775	09/28/07	Sediment	10/16/07 19:14	16.57
AN-SS-08 LR71K 07-20776	09/27/07	Sediment	10/16/07 19:14	1.41
AN-SS-09 LR71L 07-20777	09/27/07	Sediment	10/16/07 19:14	11.02

Reported in Percent

Organic/Ash Content Burn Temperature 440 C Per ASTM D2974

GEOTECHNICAL ANALYSIS DATA SHEET
Total Solids by Method ASTM D2974

ANALYTICAL RESOURCES INCORPORATED

Data Release Authorized: gs
Reported: 10/16/07
Date Received: 09/29/07
Page 1 of 1

QC Report No: LR71-Anchor Environmental, LLC
Project: Kimberly Clark Anacortes

Client/ ARI ID	Date Sampled	Matrix	Analysis Date	Result
AN-SS-01-070927 LR71A 07-20766	09/27/07	Sediment	10/16/07 19:14	54.79
AN-SS-02-070927 LR71B 07-20767	09/27/07	Sediment	10/16/07 19:14	52.05
AN-SS-03-070928 LR71C 07-20768	09/28/07	Sediment	10/16/07 19:14	67.24
AN-SS-07-070928 LR71D 07-20769	09/28/07	Sediment	10/16/07 19:14	71.34
AN-SS-10-070928 LR71E 07-20770	09/28/07	Sediment	10/16/07 19:14	75.77
AN-SS-11-070928 LR71F 07-20771	09/28/07	Sediment	10/16/07 19:14	62.89
AN-SS-04 LR71H 07-20773	09/28/07	Sediment	10/16/07 19:14	62.59
AN-SS-05 LR71I 07-20774	09/27/07	Sediment	10/16/07 19:14	61.03
AN-SS-06 LR71J 07-20775	09/28/07	Sediment	10/16/07 19:14	59.27
AN-SS-08 LR71K 07-20776	09/27/07	Sediment	10/16/07 19:14	80.57
AN-SS-09 LR71L 07-20777	09/27/07	Sediment	10/16/07 19:14	78.96

GEOTECHNICAL ANALYSIS DATA SHEET
Ash Content by Method ASTM D2974

ANALYTICAL RESOURCES INCORPORATED

Data Release Authorized: gs
Reported: 10/16/07
Date Received: 09/29/07
Page 1 of 1

QC Report No: LR71-Anchor Environmental, LLC
Project: Kimberly Clark Anacortes

Client/ ARI ID	Date Sampled	Matrix	Analysis Date	Result
AN-SS-01-070927 LR71A 07-20766	09/27/07	Sediment	10/16/07 19:14	82.98
AN-SS-02-070927 LR71B 07-20767	09/27/07	Sediment	10/16/07 19:14	92.16
AN-SS-03-070928 LR71C 07-20768	09/28/07	Sediment	10/16/07 19:14	96.17
AN-SS-07-070928 LR71D 07-20769	09/28/07	Sediment	10/16/07 19:14	97.46
AN-SS-10-070928 LR71E 07-20770	09/28/07	Sediment	10/16/07 19:14	97.97
AN-SS-11-070928 LR71F 07-20771	09/28/07	Sediment	10/16/07 19:14	90.33
AN-SS-04 LR71H 07-20773	09/28/07	Sediment	10/16/07 19:14	91.03
AN-SS-05 LR71I 07-20774	09/27/07	Sediment	10/16/07 19:14	93.63
AN-SS-06 LR71J 07-20775	09/28/07	Sediment	10/16/07 19:14	83.43
AN-SS-08 LR71K 07-20776	09/27/07	Sediment	10/16/07 19:14	98.59
AN-SS-09 LR71L 07-20777	09/27/07	Sediment	10/16/07 19:14	88.98

Organic/Ash Content Burn Temperature 440 C Per ASTM D2974

Anchor Environmental, LLC
Kimberly Clark Anacortes

Apparent Grain Size Distribution Summary
Percent Finer Than Indicated Size

Sample No.	Gravel			Very Coarse Sand	Coarse Sand	Medium Sand	Fine Sand	Very Fine Sand	Silt				Clay	
Phi Size	-3	-2	-1	0	1	2	3	4	5	6	7	8	9	10
Sieve Size (microns)	3/8"	#4	#10 (2000)	#18 (1000)	#35 (500)	#60 (250)	#120 (125)	#230 (62)	31.00	15.60	7.80	3.90	2.00	1.00
AN-SS-REF-070928	100.0	100.0	99.9	99.7	94.4	29.7	11.9	10.3	8.9	6.7	5.1	3.6	2.6	1.7
AN-SS-REF-070928	100.0	100.0	100.0	99.7	94.8	30.1	12.0	10.4	9.0	7.2	5.4	4.3	3.3	2.1
AN-SS-REF-070928	100.0	100.0	99.9	99.6	94.4	29.8	12.0	10.4	9.1	6.6	5.6	4.4	3.2	2.0
AN-SS-01-070927	100.0	83.7	74.2	71.0	68.2	63.3	57.2	31.9	19.2	13.1	9.9	7.7	5.9	4.4
AN-SS-02-070927	100.0	99.4	92.8	88.3	84.1	70.9	31.0	24.5	22.9	17.3	12.2	9.0	6.8	5.0
AN-SS-03-070928	100.0	99.1	95.7	92.9	90.3	71.8	27.1	15.8	8.9	6.3	4.7	3.7	2.9	2.3
AN-SS-07-070928	100.0	96.6	93.1	90.3	84.5	67.0	31.3	11.7	6.1	4.9	3.8	3.0	2.4	1.9
AN-SS-10-070928	100.0	66.3	57.1	51.0	44.0	27.4	15.6	10.8	6.8	4.9	3.7	2.8	2.1	1.5
AN-SS-11-070928	100.0	97.5	93.8	91.5	89.6	71.3	34.2	16.5	8.8	5.8	4.4	3.5	2.8	2.2
AN-SS-04	100.0	75.0	57.6	42.3	23.4	14.2	11.3	9.9	7.9	6.4	4.9	3.6	2.6	1.9
AN-SS-05	100.0	98.1	95.6	94.0	90.5	54.1	11.2	6.9	6.4	5.1	3.9	3.2	2.6	2.1
AN-SS-06	100.0	59.1	49.0	37.0	21.9	6.5	1.8	0.8	NA	NA	NA	NA	NA	NA
AN-SS-08	100.0	99.1	96.3	93.4	88.7	71.0	21.8	7.4	4.6	3.9	3.6	2.5	2.1	1.9
AN-SS-09	100.0	66.4	42.8	32.2	25.1	15.2	2.5	0.0	NA	NA	NA	NA	NA	NA

Notes to the Testing:

1. Organic matter was not removed prior to testing, thus the reported values are the "apparent" grain size distribution. See narrative for discussion of the testing.

LR71

Anchor Environmental, LLC
Kimberly Clark Anacortes

Apparent Grain Size Distribution Summary
Percent Retained in Each Size Fraction

Sample No.	Gravel	Very Coarse Sand	Coarse Sand	Medium Sand	Fine Sand	Very Fine Sand	Coarse Silt	Medium Silt	Fine Silt	Very Fine Silt	Clay			Total Fines
Phi Size	> -1	-1 to 0	0 to 1	1 to 2	2 to 3	3 to 4	4 to 5	5 to 6	6 to 7	7 to 8	8 to 9	9 to 10	< 10	<4
Sieve Size (microns)	> #10 (2000)	10 to 18 (2000-1000)	18-35 (1000-500)	35-60 (500-250)	60-120 (250-125)	120-230 (125-62)	62.5-31.0	31.0-15.6	15.6-7.8	7.8-3.9	3.9-2.0	2.0-1.0	<1.0	<230 (<62)
AN-SS-REF-070928	0.1	0.3	5.3	64.7	17.8	1.6	1.4	2.3	1.6	1.5	1.0	0.9	1.7	10.3
AN-SS-REF-070928	0.0	0.2	4.9	64.7	18.1	1.6	1.4	1.8	1.8	1.1	1.1	1.1	2.1	10.4
AN-SS-REF-070928	0.1	0.3	5.2	64.6	17.8	1.6	1.3	2.5	1.0	1.2	1.2	1.1	2.0	10.4
AN-SS-01-070927	25.8	3.2	2.9	4.9	6.1	25.3	12.7	6.1	3.3	2.1	1.8	1.6	4.4	31.9
AN-SS-02-070927	7.2	4.5	4.2	13.2	39.9	6.5	1.5	5.7	5.1	3.2	2.1	1.8	5.0	24.5
AN-SS-03-070928	4.3	2.8	2.7	18.5	44.7	11.3	6.9	2.6	1.6	1.0	0.8	0.7	2.3	15.8
AN-SS-07-070928	6.9	2.8	5.8	17.6	35.7	19.6	5.6	1.2	1.2	0.7	0.6	0.6	1.9	11.7
AN-SS-10-070928	42.9	6.1	7.0	16.6	11.8	4.8	4.0	1.9	1.2	0.8	0.7	0.6	1.5	10.8
AN-SS-11-070928	6.2	2.3	1.9	18.3	37.0	17.8	7.6	3.1	1.4	0.9	0.7	0.6	2.2	16.5
AN-SS-04	42.4	15.3	18.9	9.2	2.9	1.4	2.0	1.5	1.5	1.3	0.9	0.7	1.9	9.9
AN-SS-05	4.4	1.6	3.5	36.4	42.9	4.3	0.5	1.3	1.2	0.7	0.6	0.4	2.1	6.9
AN-SS-06	51.0	12.0	15.0	15.4	4.7	1.0	NA	NA	NA	NA	NA	NA	NA	0.8
AN-SS-08	3.7	2.9	4.8	17.6	49.2	14.3	2.8	0.7	0.3	1.0	0.4	0.2	1.9	7.4
AN-SS-09	57.2	10.6	7.1	9.9	12.7	2.5	NA	NA	NA	NA	NA	NA	NA	0.0

Notes to the Testing:
1. Organic matter was not removed prior to testing, thus the reported values are the "apparent" grain size distribution. See narrative for discussion of the testing.

QA SUMMARY

PROJECT:	Anchor Environmental, LLC	Project No.:	Kimberly Clark Anacortes
ARI Triplicate Sample ID:	LR71 G	Batch No.:	LR71 -1
Client Triplicate Sample ID:	AN-SS-REF-070928	Page:	1 of 1

Relative Standard Deviation, By Phi Size

Sample ID	-3	-2	-1	0	1	2	3	4	5	6	7	8	9	10
AN-SS-REF-070928	100.0	100.0	99.9	99.7	94.4	29.7	11.9	10.3	8.9	6.7	5.1	3.6	2.6	1.7
AN-SS-REF-070928	100.0	100.0	100.0	99.7	94.8	30.1	12.0	10.4	9.0	7.2	5.4	4.3	3.3	2.1
AN-SS-REF-070928	100.0	100.0	99.9	99.6	94.4	29.8	12.0	10.4	9.1	6.6	5.6	4.4	3.2	2.0
AVE	NA	99.98	99.94	99.67	94.53	29.86	11.98	10.39	9.02	6.82	5.36	4.10	2.99	1.94
STDEV	NA	0.03	0.03	0.05	0.23	0.22	0.07	0.05	0.08	0.33	0.27	0.42	0.37	0.23
%RSD	NA	0.03	0.03	0.05	0.24	0.74	0.54	0.45	0.93	4.87	5.01	10.20	12.49	12.11

The Triplicate Applies To The Following Samples

Client ID	Date Sampled	Date Extracted	Date Complete	QA Ratio (95-105)	Data Qualifiers	Pipette Portion (5.0-25.0g)
AN-SS-REF-070928	9/28/2007	10/10/2007	10/17/2007	100.0		11.4
AN-SS-REF-070928	9/28/2007	10/10/2007	10/17/2007	100.2		11.5
AN-SS-REF-070928	9/28/2007	10/10/2007	10/17/2007	100.1		11.5
AN-SS-01-070927	9/27/2007	10/10/2007	10/17/2007	101.3		13.7
AN-SS-02-070927	9/27/2007	10/10/2007	10/17/2007	99.1		9.3
AN-SS-03-070928	9/28/2007	10/10/2007	10/17/2007	103.5		12.6
AN-SS-07-070928	9/28/2007	10/10/2007	10/17/2007	104.4		11.7
AN-SS-10-070928	9/28/2007	10/10/2007	10/17/2007	102.3		13.1
AN-SS-11-070928	9/28/2007	10/10/2007	10/17/2007	101.2		16.0
AN-SS-04	9/28/2007	10/10/2007	10/17/2007	100.7		10.0
AN-SS-05	9/27/2007	10/10/2007	10/17/2007	99.0	SS	4.8
AN-SS-06	9/28/2007	10/10/2007	10/17/2007	97.1	SS	1.0
AN-SS-08	9/27/2007	10/10/2007	10/17/2007	100.8		6.6
AN-SS-09	9/27/2007	10/10/2007	10/17/2007	97.6	SS, W, SM	0.0

* ARI Internal QA limits = 95-105%

Notes to the Testing:

1. Organic matter was not removed prior to testing, thus the reported values are the "apparent" grain size distribution. See narrative for discussion of the testing.

PSEP Grain Size Distribution

Triplicate Sample Plot

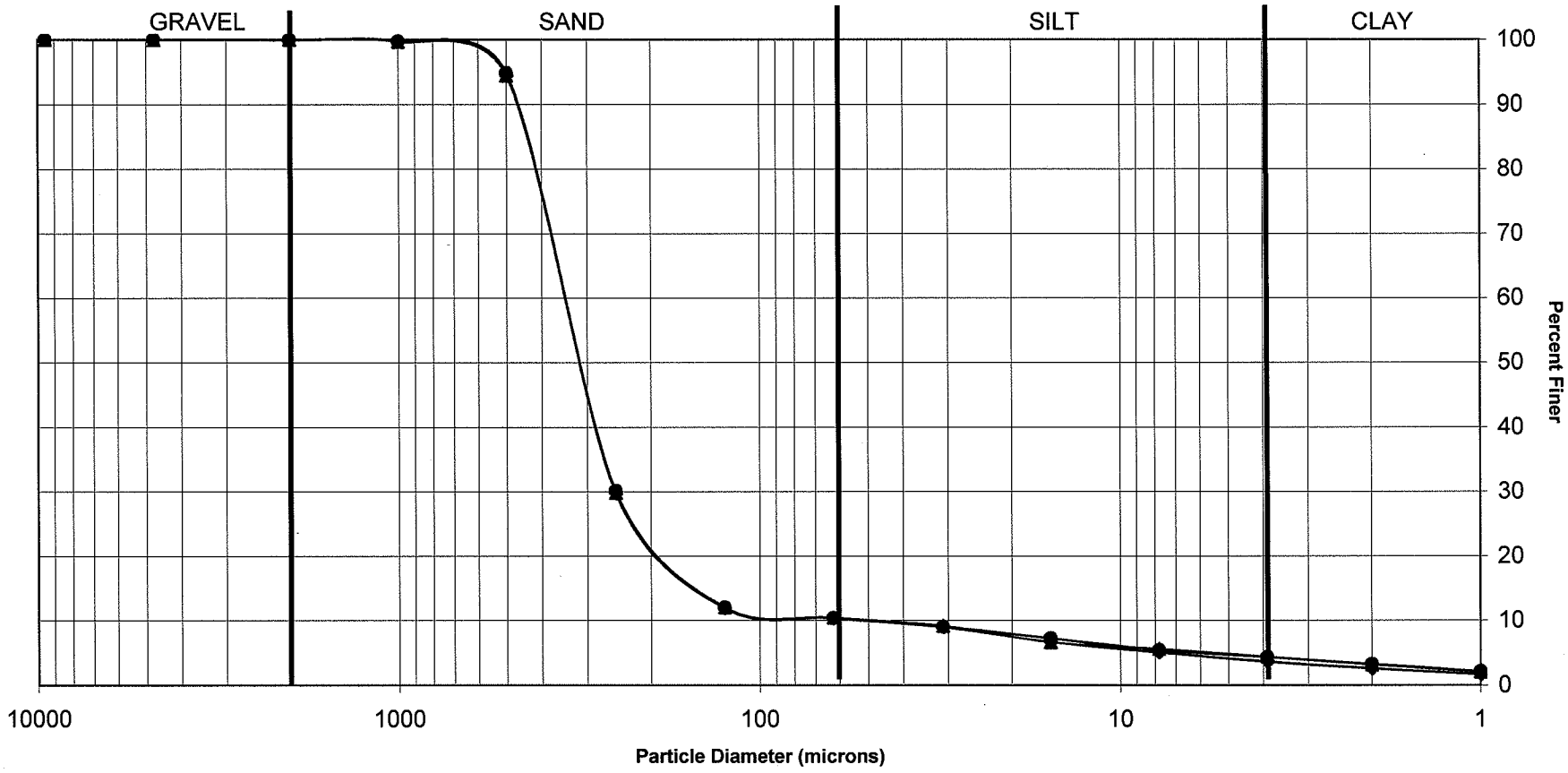

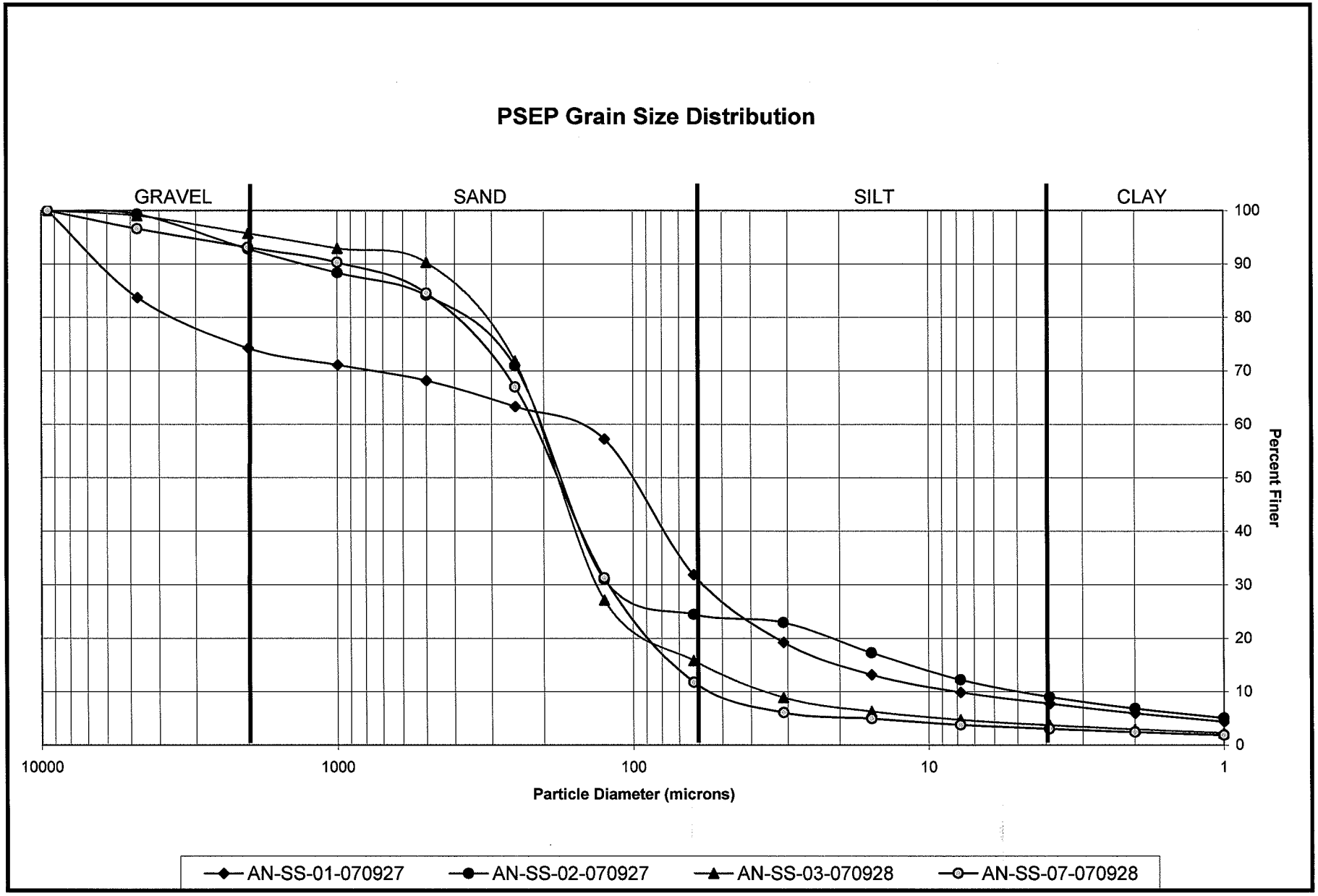
PSEP Grain Size Distribution
GRAVEL
SAND
SILT
CLAY
100
90
80
70
60
50
40
30
20
10
0
Percent Finer
10000
1000
100
10
1
Particle Diameter (microns)
AN-SS-01-070927
AN-SS-02-070927
AN-SS-03-070928
AN-SS-07-070928

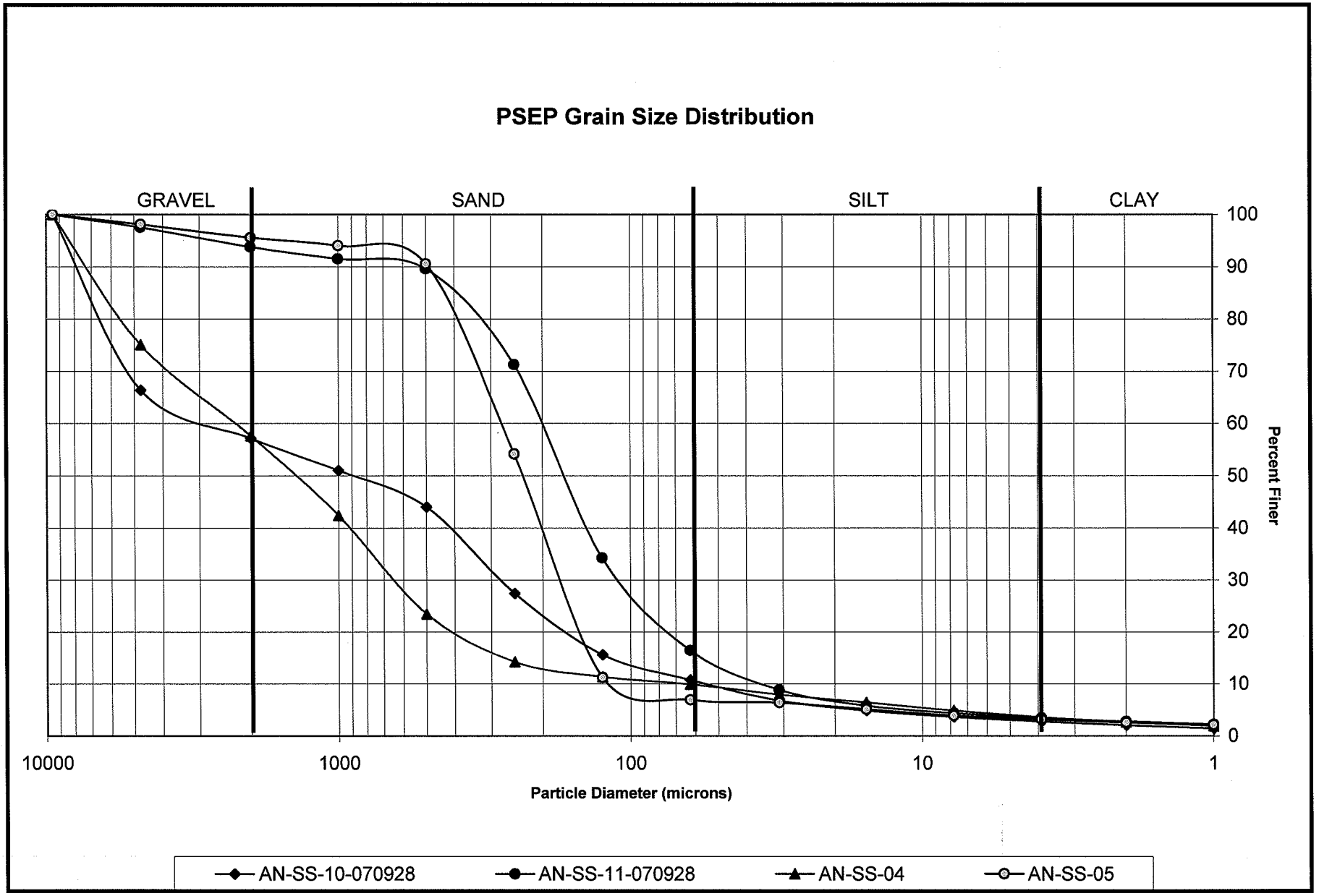
PSEP Grain Size Distribution
GRAVEL
SAND
SILT
CLAY
100
90
80
70
60
50
40
30
20
10
0
Percent Finer
10000
1000
100
10
1
Particle Diameter (microns)
AN-SS-10-070928
AN-SS-11-070928
AN-SS-04
AN-SS-05

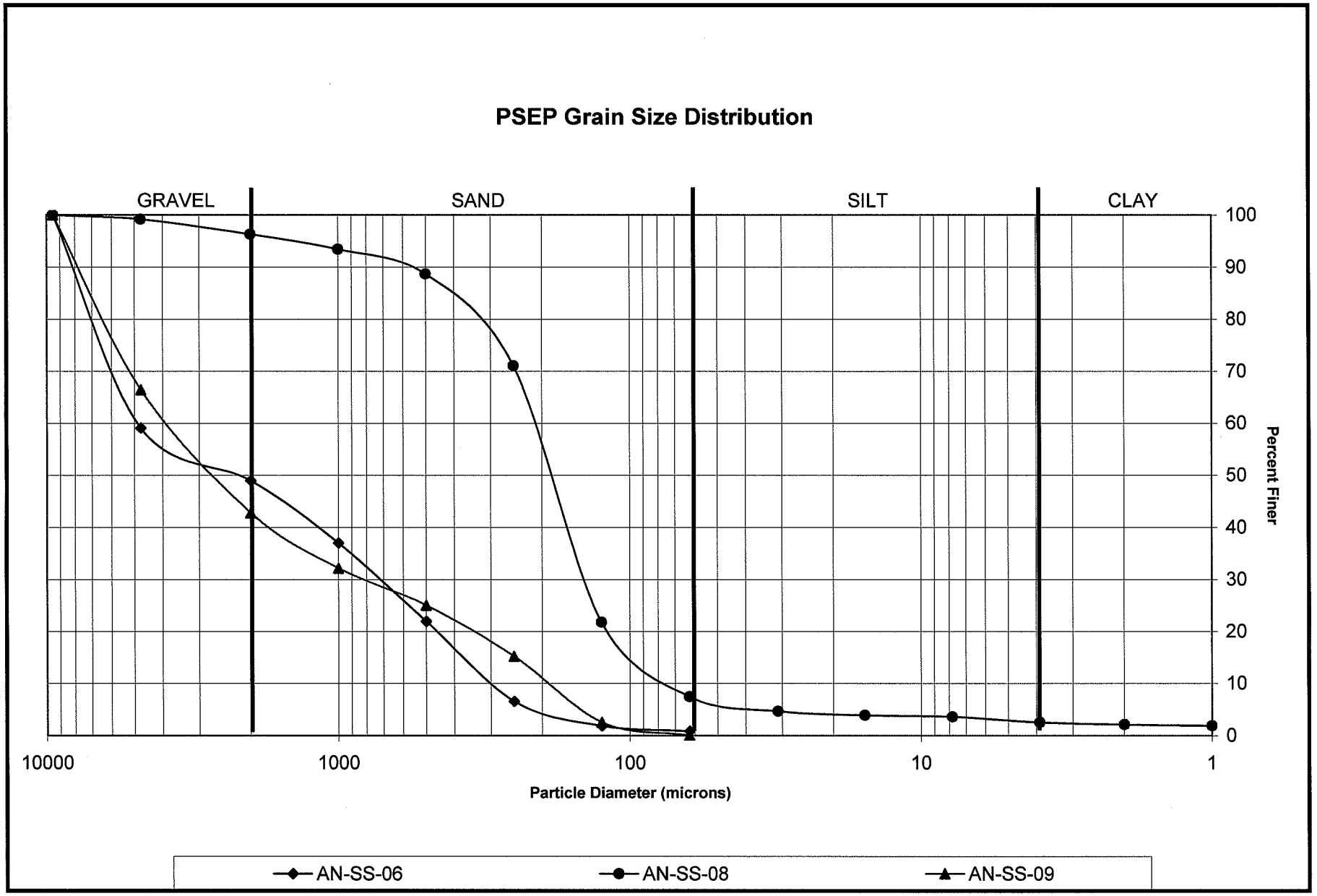
PSEP Grain Size Distribution
GRAVEL
SAND
SILT
CLAY
100
90
80
70
60
50
40
30
20
10
0
Percent Finer
10000
1000
100
10
1
Particle Diameter (microns)
AN-SS-06
AN-SS-08
AN-SS-09

Total Organic Matter by Ignition

Loss on Ignition, ASTM D2974 [X]
Temp. = 440°C

Total Volatile Solids, PSEP Method [ ]
Temp. = 550°C

Client / Job No.: AN-SS-01-070927 / L271 Tested by: GS

Notes:

	A		B		C	
Sample No.						
Sample Depth (ft)		Date/Time		Date/Time		Date/Time
Tare ID	4		10		5	
Tare Weight	102.97		102.42		102.55	
Wet Wt + Tare	374.23	10/8/07 16:00	391.18	10/8/07 16:10	433.96	10/8/07 16:20
Dry Wt. + Tare	251.59	10/10/07 14:15	252.72	10/10/07 10:55	325.38	10/10/07 14:15
Dry Wt. + Tare						
Dry Wt. + Tare						
Burned Wt. + Tare	226.30	10/11/07 13:50	240.93	10/12/07 14:00	316.84	10/11/07 13:50
Burned Wt. + Tare						
Burned Wt. + Tare	MC%	82.52	MC%	92.12	MC%	48.73

	D		E		F	
Sample No.						
Sample Depth (ft)		Date/Time		Date/Time		Date/Time
Tare Id	K3		K7		11	
Tare Weight	107.40		102.63		103.87	
Wet Wt + Tare ds	~~513.50~~	10/8/07 15:50	469.25	10/8/07 16:05	420.35	10/8/07 16:15
~~Dry Wt. + Tare~~ Wet Wt + tare	429.10	10/8/07 15:50	380.42	10/10/07 14:15	302.90	10/10/07 14:15
Dry Wt. + Tare	336.89	10/11/07 10:55				
Dry Wt. + Tare						
Burned Wt. + Tare	331.05	10/12/07 14:00	374.78	10/12/07 14:00	283.65	10/11/07 13:50
Burned Wt. + Tare						
Burned Wt. + Tare	MC%	40.18	MC%	31.98	MC%	59.01

	H		I		J	
Sample No.						
Sample Depth (ft)		Date/Time		Date/Time		Date/Time
Tare Id	6		402		3	
Tare Weight	104.92	10/8/07 15:35	108.23		102.68	
Wet Wt + Tare	373.09	10/8/07 15:30	451.39	10/8/07 15:30	426.58	10/8/07 15:35
Dry Wt. + Tare	272.78	10/11/07 10:55	317.67 gs	10/10/07 14:15	294.65	10/10/07 14:15
Dry Wt. + Tare						
Dry Wt. + Tare						
Burned Wt. + Tare	257.72	10/12/07 14:00	304.33	10/11/07 13:50	262.84	10/11/07 13:50
Burned Wt. + Tare						
Burned Wt. + Tare	MC%	59.76	MC%	63.85	MC%	68.72

Total Organic Matter by Ignition

Loss on Ignition, ASTM D2974 ☒ — **Temp. = 440°C**

Total Volatile Solids, PSEP Method ☐ — **Temp. = 550°C**

Client / Job No.: AN-/LR71

Tested by: GS

Notes: K L

Sample No.						
Sample Depth (ft)		Date/Time		Date/Time		Date/Time
Tare ID	1		13			
Tare Weight	107.74		111.15			
Wet Wt + Tare	496.64	10/8/07 15:25	377.77	10/8/07 15:40		
Dry Wt. + Tare	421.08	10/11/07 10:58	321.06	10/11/07 10:55		
Dry Wt. + Tare						
Dry Wt. + Tare						
Burned Wt. + Tare	416.67	10/12/07 14:00	298.47	10/12/07 14:00		
Burned Wt. + Tare						
Burned Wt. + Tare	MC%	24.11	MC%	26.65		

Sample No.						
Sample Depth (ft)		Date/Time		Date/Time		Date/Time
Tare Id						
Tare Weight						
Wet Wt + Tare						
Dry Wt. + Tare						
Dry Wt. + Tare						
Dry Wt. + Tare						
Burned Wt. + Tare						
Burned Wt. + Tare						
Burned Wt. + Tare						

Sample No.						
Sample Depth (ft)		Date/Time		Date/Time		Date/Time
Tare Id						
Tare Weight						
Wet Wt + Tare						
Dry Wt. + Tare						
Dry Wt. + Tare						
Dry Wt. + Tare						
Burned Wt. + Tare						
Burned Wt. + Tare						
Burned Wt. + Tare						

PIPETTE GRAIN SIZE ANALYSIS

Job No. LR71 ARI Sample No. G-1 Client Sample No. AN-SS-REF-070928

Set-up Date: 10/10/07 Sample Description: Silty Sand

Calgon Batch # _____ Sieve Set # 1 Date Sieved: 10/12/07

SOLIDS CONTENT

Moisture Content	Initials GS
Container No.	213
Tare Weight	1.5815
Wet Weight + Tare	44.5073
Dry Weight + Tare	33.6386

Test Sample	Initials GS
Container No.	213
Tare Weight	50.5931
Wet Weight + Tare	198.0040
Dry Weight + Tare	150.0274

SIEVE ANALYSIS

Initials DS

Sieve Size	Weight Retained
Tare	50.6119
4	
10	50.7056
18	50.9900
35	56.7745
60	128.0193
120	147.5982
230	149.3161
PAN	~~DS 7.5344~~ 0.6084

Salt Correction

Tare Wt.	
+ Dry Sample	
Correction (x 50)	

PIPETTE ANALYSIS

Initials GS

10/16/2007

Temp:23

Tare ID	Tare Wt	Dry Wt & Tare	TIME
G-1-1	1.5614	1.7984	11:30:00
G-1-2	1.5569	1.7032	11:30:20
G-1-3	1.5620	1.7182	11:31:46
G-1-4	1.5498	~~GS 1.5876~~	11:37:05
G-1-5	1.5473	1.6363	11:58:18 1.6708
G-1-6	1.5520	1.6179	13:23:00
G-1-7	1.5043	1.5505	[redacted]

PIPETTE GRAIN SIZE ANALYSIS

Job No. LR71 ARI Sample No. G-2 Client Sample No. _____

Set-up Date: 10/10/07 Sample Description: _____

Calgon Batch # _____ Sieve Set # 2 Date Sieved: 10/12/07

SOLIDS CONTENT

Moisture Content	Initials JB
Container No.	208
Tare Weight	1.5795
Wet Weight + Tare	44.9537
Dry Weight + Tare	33.9960

Test Sample	Initials JS
Container No.	208
Tare Weight	49.2068
Wet Weight + Tare	197.6510
Dry Weight + Tare	149.6786

SIEVE ANALYSIS

Initials DS

Sieve Size	Weight Retained
Tare	49.2203
4	
10	49.2578
18	49.5292
35	54.9913
60	126.7579
120	146.8328
230	148.6415
PAN	0.9281

Salt Correction

Tare Wt.	
Dry Sample	
Correction (x 50)	

PIPETTE ANALYSIS

Initials GS

10/16/2007

Temp:23

Tare ID	Tare Wt	Dry Wt & Tare	TIME
G-2-1	1.4991	1.7346	11:33:00
G-2-2	1.4799	1.6888	11:33:20
G-2-3	1.4968	1.6658	11:34:46
G-2-4	1.4742	1.6036	11:40:05
G-2-5	1.4711	1.5762	12:01:18
G-2-6	1.4733	1.5547	13:26:00
G-2-7	1.4804	1.5365	[redacted]

PIPETTE GRAIN SIZE ANALYSIS

Job No. LR71 ARI Sample No. G-3 Client Sample No. _____

Set-up Date: 10/10/07 Sample Description: _____

Calgon Batch # _____ Sieve Set # 1 Date Sieved: 10/12/07

SOLIDS CONTENT

Moisture Content	Initials GS
Container No.	202
Tare Weight	1.5816
Wet Weight + Tare	49.4229
Dry Weight + Tare	37.2657

Test Sample	Initials GS
Container No.	202
Tare Weight	49.9297
Wet Weight + Tare	198.1877
Dry Weight + Tare	149.8296

SIEVE ANALYSIS

Initials DS

Sieve Size	Weight Retained
Tare	49.9430
4	49.9960
10	49.9992
18	50.3503
35	56.1342
60	127.5748
120	147.2451
230	148.9889
PAN	0.7467

Salt Correction

Wt.	
- Dry Sample	
orrection (x 50)	

10/16/2007

Temp:23

PIPETTE ANALYSIS

Initials GS

Tare ID	Tare Wt	Dry Wt & Tare	TIME
G-3-1	1.4723	1.7093	11:36:00
G-3-2	1.4850	1.6956	11:36:20
G-3-3	1.4952	1.6504	11:37:46
G-3-4	1.4877	1.6207	11:43:05
G-3-5	1.482931	1.5887	12:04:18
G-3-6	1.4931	1.5725	13:29:00
G-3-7	1.4931	1.5475	[redacted]

PIPETTE GRAIN SIZE ANALYSIS

Job No. LR71 ARI Sample No. A Client Sample No. AN-SS-01-070927

Set-up Date: 10/10/07 Sample Description: Sandy silt, wood chunks, gravel, shell fragments

Calgon Batch # _____ Sieve Set # 1 Date Sieved: 10/12/07

SOLIDS CONTENT

Moisture Content	Initials GS
Container No.	222
Tare Weight	1.5535
Wet Weight + Tare	73.4546
Dry Weight + Tare	39.8654

Test Sample	Initials GS
Container No.	227
Tare Weight	49.7188
Wet Weight + Tare	130.6892
Dry Weight + Tare	82.0172

SIEVE ANALYSIS
Initials DS

Sieve Size	Weight Retained
Tare	49.7469
4	56.7762
10	60.8703
18	62.2400
35	63.4789
60	65.5930
120	68.2130
230	79.1362
PAN	3.0223

Salt Correction

	Wt.
10/16/2007	Dry Sample
Temp:23	orrection (x 50)

PIPETTE ANALYSIS
Initials GS

Tare ID	Tare Wt	Dry Wt & Tare	TIME
A-1	1.5517	1.8255	11:39:00
A-2	1.5052	1.6781	11:40:46
A-3	1.5135	1.6348	11:46:05
A-4	1.5186	1.6120	12:07:18
A-5	1.5574	1.6328	13:32:00
A-6	1.5065	1.5663	[redacted]
A-7	1.4986	1.5451	[redacted]

PIPETTE GRAIN SIZE ANALYSIS

Job No. LB71 ARI Sample No. B Client Sample No. AN-SS-02-07-0927

Set-up Date: 10/10/07 Sample Description: Silty sand & fine organics, Wood chunks, shell fragments

Calgon Batch # _____ Sieve Set # 2 Date Sieved: 10/12/07

SOLIDS CONTENT

Moisture Content	Initials gs
Container No.	205
Tare Weight	1.5812
Wet Weight + Tare	60.9899
Dry Weight + Tare	33.0790

Test Sample	Initials gs
Container No.	205
Tare Weight	50.3353
Wet Weight + Tare	122.3484
Dry Weight + Tare	79.7622

SIEVE ANALYSIS

Initials DS

Sieve Size	Weight Retained
Tare	50.3768
4	50.6230
10	53.1313
18	54.8360
35	56.4366
60	61.4856
120	76.7251
230	79.2206
PAN	0.6335

Salt Correction

Tare Wt.	
Dry Sample	
rrection (x 50)	

10/16/2007

Temp:23

PIPETTE ANALYSIS

Initials GS

Tare ID	Tare Wt	Dry Wt & Tare	TIME
B-1	1.4961	1.6993	11:42:00
B-2	1.5001	1.6861	11:42:20
B-3	1.4944	1.6368	11:43:46
B-4	1.4902	1.5935	11:49:05
B-5	1.4928	1.5715	12:10:18
B-6	1.4767	1.5389	13:35:00
B-7	1.4723	1.5206	[redacted]

PIPETTE GRAIN SIZE ANALYSIS

Job No. LR71 ARI Sample No. C Client Sample No. AN-SS-03-070928

Set-up Date: 10/10/07 Sample Description: Silty sand, organics, shell fragments

Calgon Batch # _____ Sieve Set # 1 Date Sieved: 10/12/07

SOLIDS CONTENT

Moisture Content	Initials GS
Container No.	149
Tare Weight	~~1.5957~~ 1.5566
Wet Weight + Tare	~~46.3019~~ 59.2952
Dry Weight + Tare	~~53.4571~~ 41.0207

Test Sample	Initials GS
Container No.	149
Tare Weight	49.9002
Wet Weight + Tare	164.0920
Dry Weight + Tare	119.5230

SIEVE ANALYSIS
Initials DS

Sieve Size	Weight Retained
Tare	49.9370
4	50.6936
10	53.3524
18	55.6051
35	57.7302
60	72.5242
120	108.3154
230	117.3843
PAN	2.1593

Salt Correction

Wt.	
+ Dry Sample	
orrection (x 50)	

10/16/2007

Temp:23

PIPETTE ANALYSIS
Initials GS

Tare ID	Tare Wt	Dry Wt & Tare	TIME
C-1	1.4707	1.6788	11:45:00
C-2	1.4831	1.6297	11:45:20
C-3	1.4790	1.5854	11:46:46
C-4	1.5163	1.5987	11:52:05
C-5	1.5018	1.5691	12:13:18
C-6	1.5013	1.5560	13:38:00
C-7	1.4956	1.5399	[redacted]

PIPETTE GRAIN SIZE ANALYSIS

Job No. LR71 ARI Sample No. D Client Sample No. AN-SS-07-070928

Set-up Date: 10/10/07 Sample Description: Silty Sand, Shell fragments

Calgon Batch # _____ Sieve Set # 2 Date Sieved: 10/12/07

SOLIDS CONTENT

Moisture Content	Initials GS
Container No.	189
Tare Weight	1.5844
Wet Weight + Tare	95.1141
Dry Weight + Tare	90.5037

Test Sample	Initials GS
Container No.	189
Tare Weight	49.8966
Wet Weight + Tare	185.4361
Dry Weight + Tare	139.7308

SIEVE ANALYSIS

Initials DS

Sieve Size	Weight Retained
Tare	49.9410
4	53.3384
10	56.8322
18	59.6410
35	65.3936
60	82.9236
120	118.5748
230	138.1089
PAN	1.6029

Salt Correction

	Wt.
	Dry Sample
	orrection (x 50)

10/16/2007

Temp:23

PIPETTE ANALYSIS

Initials GS

Tare ID	Tare Wt	Dry Wt & Tare	TIME
D-1	1.4879	1.6479	11:48:00
D-2	1.4979	1.6236	11:48:20
D-3	1.4932	1.5968	11:49:46
D-4	1.4763	1.5575	11:55:05
D-5	1.4706	1.5380	12:16:18
D-6	1.4751	1.5311	13:41:00
D-7	1.4692	1.5146	[redacted]

PIPETTE GRAIN SIZE ANALYSIS

Job No. LR71 ARI Sample No. E Client Sample No. AN-SS-10-070928

Set-up Date: 10/10/07 Sample Description: Silty Sandy Gravel, Shell fragments

Calgon Batch # _____ Sieve Set # 1 Date Sieved: 10/12/07

SOLIDS CONTENT

Moisture Content	Initials gs
Container No.	223
Tare Weight	1.5864
Wet Weight + Tare	110.6912
Dry Weight + Tare	89.2138

Test Sample	Initials gs
Container No.	223
Tare Weight	49.6536
Wet Weight + Tare	201.1109
Dry Weight + Tare	159.8639

SIEVE ANALYSIS

Initials DS

Sieve Size	Weight Retained
Tare	49.6852
4	90.6260
10	101.8492
18	109.2959
35	117.8279
60	138.0031
120	152.3435
230	158.2232
PAN	1.6624

Salt Correction

Wt.	
Dry Sample	
orrection (x 50)	

10/16/2007

Temp:23

PIPETTE ANALYSIS

Initials GS

Tare ID	Tare Wt	Dry Wt & Tare	TIME
E-1	1.4778	1.6950	11:51:00
E-2	1.47875	1.6483	11:51:20
E-3	1.4758	1.6008	11:52:46
E-4	1.4902	1.5866	11:58:05
E-5	1.4980	1.5742	12:19:18
E-6	1.4951	1.5540	13:44:00
E-7	1.4893	1.5339	[redacted]

PIPETTE GRAIN SIZE ANALYSIS

Job No. LR71 ARI Sample No. F Client Sample No. AN-SS-11-070928

Set-up Date: 10/10/07 Sample Description: Silty Sand, Shell Fragments

Calgon Batch # _____ Sieve Set # 2 Date Sieved: 10/12/07

SOLIDS CONTENT

Moisture Content	Initials gs
Container No.	102
Tare Weight	1.5837
Wet Weight + Tare	82.7872
Dry Weight + Tare	54.1688

Test Sample	Initials gs
Container No.	102
Tare Weight	49.9049
Wet Weight + Tare	201.1099
Dry Weight + Tare	137.0115

SIEVE ANALYSIS

Initials DS

Sieve Size	Weight Retained
Tare	49.9888
4	52.3926
10	56.0753
18	58.3207
35	60.2128
60	78.1486
120	114.4039
230	131.8207
PAN	5.3552

Salt Correction

Tare Wt.	
Dry Sample	
Correction (x 50)	

10/16/2007

Temp:23

PIPETTE ANALYSIS

Initials GS

Tare ID	Tare Wt	Dry Wt & Tare	TIME
F-1	1.4898	1.7981	11:54:00
F-2	1.4699	1.6501	11:54:20
F-3	1.4758	1.5973	11:55:46
F-4	1.4812	1.5757	12:01:05
F-5	1.4968	1.5735	12:22:18
F-6	1.5168	1.5804	13:47:00
F-7	1.5205	1.5729	[redacted]

PIPETTE GRAIN SIZE ANALYSIS

Job No. LR71 ARI Sample No. H Client Sample No. AN-SS-04

Set-up Date: 10/10/07 Sample Description: Silty Sandy Gravel

Calgon Batch # _____ Sieve Set # 2 Date Sieved: 10/12/07

SOLIDS CONTENT

Moisture Content	Initials gs
Container No.	150
Tare Weight	1.4757
Wet Weight + Tare	84.6585
Dry Weight + Tare	59.7563

Test Sample	Initials gs
Container No.	150
Tare Weight	50.0106
Wet Weight + Tare	194.0266
Dry Weight + Tare	141.5503

SIEVE ANALYSIS

Initials DS

Sieve Size	Weight Retained
Tare	50.0575
4	75.2541
10	92.8729
18	108.2673
35	127.3193
60	136.5939
120	139.5259
230	140.9376
PAN	1.6365

Salt Correction

Tare Wt.	
+ Dry Sample	
Correction (x 50)	

10/16/2007

Temp:23

PIPETTE ANALYSIS

Initials GS

Tare ID	Tare Wt	Dry Wt & Tare	TIME
H-1	1.5162	1.7111	11:57:00
H-2	1.5128	1.6809	11:57:20
H-3	1.5159	1.6538	11:58:46
H-4	1.4972	1.6047	12:04:05
H-5	1.5016	1.5830	12:25:18
H-6	1.5029	1.5653	13:50:00
H-7	1.4875	1.5349	[redacted]

(GS)

PIPETTE GRAIN SIZE ANALYSIS

Job No. LR71 ARI Sample No. I Client Sample No. AN-SS-05

Set-up Date: 10/10/07 Sample Description: Silty sand, wood chunks

Calgon Batch # _____ Sieve Set # 1 Date Sieved: 10/12/07

SOLIDS CONTENT

Moisture Content	Initials GS
Container No.	138
Tare Weight	1.4831
Wet Weight + Tare	79.5078
Dry Weight + Tare	50.2216

Test Sample	Initials JS
Container No.	138
Tare Weight	50.8116
Wet Weight + Tare	103.2728
Dry Weight + Tare	116.8265

SIEVE ANALYSIS

Initials DS

Sieve Size	Weight Retained
Tare	50.8540
4	52.2045
10	53.9510
18	55.0486
35	57.5210
60	83.0558
120	113.2030
230	116.2137
PAN	0.6675

Salt Correction

– Wt.	
+ Dry Sample	
Correction (x 50)	

10/16/2007

Temp:23

PIPETTE ANALYSIS

Initials GS

Tare ID	Tare Wt	Dry Wt & Tare	TIME
I-1	1.4666	1.5876	12:00:00
I-2	1.4721	1.5727	12:00:20
I-3	1.4904	1.5724	12:01:46
I-4	1.4788	1.5433	12:07:05
(TW) I-5	1.4773	1.5317	12:28:18
I-6	1.4952	1.5413	13:53:00
I-7	1.4962	1.5360	[redacted]
			[redacted]

PIPETTE GRAIN SIZE ANALYSIS

Job No. LR71 ARI Sample No. J Client Sample No. AN-5506

Set-up Date: 10/10/07 Sample Description: Silty Sand, Gravel, Shell fragments

Calgon Batch # _____ Sieve Set # 1 Date Sieved: 10/12/07

SOLIDS CONTENT

Moisture Content	Initials GS
Container No.	214
Tare Weight	1.5889
Wet Weight + Tare	86.2359
Dry Weight + Tare	67.8179

Test Sample	Initials GS
Container No.	214
Tare Weight	50.2894
Wet Weight + Tare	202.5945
Dry Weight + Tare	168.9612

SIEVE ANALYSIS
Initials DS

Sieve Size	Weight Retained
Tare	50.3191
4	99.0515
10	111.1486
18	125.4291
35	143.3548
60	161.6814
120	167.2866
230	168.4951
PAN	0.5004

Salt Correction

Tare Wt.	
Dry Sample	
Correction (x 50)	

10/16/2007

Temp:23

PIPETTE ANALYSIS
Initials GS

Tare ID	Tare Wt	Dry Wt & Tare	TIME
J-1	1.5027	1.6028	12:18:00
			12:18:20
			12:19:46
			12:25:05
			12:46:18
			14:11:00
			[redacted]
			[redacted]

(GS)

PIPETTE GRAIN SIZE ANALYSIS

Job No. LRS71 ARI Sample No. K Client Sample No. AN-SS-08

Set-up Date: 10/10/07 Sample Description: Silty Sand, Wood chunks? debris

Calgon Batch # _____ Sieve Set # 2 Date Sieved: 10/12/07

SOLIDS CONTENT

Moisture Content	Initials GS
Container No.	177
Tare Weight	1.4748
Wet Weight + Tare	69.0438
Dry Weight + Tare	42.9424

Test Sample	Initials GS
Container No.	~~GS 50.5844~~ 177
Tare Weight	50.5844
Wet Weight + Tare	197.7729
Dry Weight + Tare	~~133.~~ 135.3071

SIEVE ANALYSIS

Initials DS

Sieve Size	Weight Retained
Tare	50.6998
4	51.4742
10	54.0756
18	56.6593
35	60.9519
60	76.8846
120	121.3624
230	134.3110
PAN	1.2259

Salt Correction

10/16/2007	/t.
Temp:23	Dry Sample
	rrection (x 50)

PIPETTE ANALYSIS

Initials GS

Tare ID	Tare Wt	Dry Wt & Tare	TIME
K-1	1.5166	1.6469	12:03:00
K-2	1.4865	1.5879	12:03:20
K-3	1.4948	1.5742	12:04:46
K-4	1.4940	1.5577	12:10:05
K-5	1.4852	1.5403	12:31:18
K-6	1.4710	1.5186	13:56:00
K-7	1.4910	1.5342	[redacted]

PIPETTE GRAIN SIZE ANALYSIS

Job No. LR71 ARI Sample No. L Client Sample No. AN-SS-09

Set-up Date: 10/10/07 Sample Description: Sandy Gravel & Wood chunks

Calgon Batch # _____ Sieve Set # 1 Date Sieved: 10/12/07

SOLIDS CONTENT

Moisture Content	Initials gs
Container No.	182
Tare Weight	~~1.4774~~ 1.5239
Wet Weight + Tare	~~65.7701~~ 39.2426
Dry Weight + Tare	~~48.3409~~ 30.0805

Test Sample	Initials gs
Container No.	182
Tare Weight	51.0549
Wet Weight + Tare	~~703.5167~~ 206.28
Dry Weight + Tare	169.2866

SIEVE ANALYSIS

Initials DS

Sieve Size	Weight Retained
Tare	51.0785
4	90.5159
10	118.3436
18	130.7959
35	139.1408
60	150.7426
120	165.6403
230	168.5539
PAN	0.9106

Salt Correction

Wt.	
Dry Sample	
orrection (x 50)	

PIPETTE ANALYSIS

Initials GS

10/16/2007

Temp:23

Tare ID	Tare Wt	Dry Wt & Tare	TIME
L-1	1.4962	1.5648	12:21:00
			12:21:20
			12:22:46
			12:28:05
			12:49:18
			14:14:00
			17:47:00
			10:57:00

Pore Water Extraction

Job #: LR71 Date: 10/1/07 Technician: TM Analytes: AMMONIA/SULFIDE

Aerobic ( )
Anaeorobic (X)

Filtered ( )
Filter Material:
Filter Size:

Volume Required: ~60 mL

Tech Initials:	Witness Initials:
TBT Spike ID:	Amount Spiked:
Amount Sea H20 used:	

Centrifugation 1:	Speed:	1200	Temp:	4°C	Duration:	30 MIN	O2 Level:	Ø
Centrifugation 2:	Speed:	7000	Temp:	4°C	Duration:	15 MIN	O2 Level:	Ø

Centrifugation 1

Client Sample ID	REGL ID	Start Time	Estimated Recovery
	A	14:00	125
	B	14:00	150
	C	14:00	125
	D	14:00	100

Centrifugation 2

Client Sample ID	REGL ID	Start Time	Estimated Recovery	Decant Time
	A	15:45	125	16:05
	B	15:45	150	1605
	C	15:45	125	1605
	D	15:45	100	1605

Notes:

Pore Water Extraction

Job #: LR71 Date: 10/1/07 Technician: tm Analytes: AMMONIA/SULFIDE

Aerobic ( )
Anaeorobic X

Filtered ( )
Filter Material:
Filter Size:

Volume Required: ~60ml

Tech Initials:	Witness Initials:
TBT Spike ID:	Amount Spiked:
Amount Sea H20 used:	

Centrifugation 1:	Speed:	1200	Temp:	4°C	Duration:	30MIN	O2 Level:	Ø
Centrifugation 2:	Speed:	2000	Temp:	4°C	Duration: (tm)	15MIN	O2 Level:	Ø

Centrifugation 1

Client Sample ID	REGL ID	Start Time	Estimated Recovery
	E	15:20	60
	F	15:20	80
	G	15:20	65
	H	15:20	20

Centrifugation 2

Client Sample ID	REGL ID	Start Time	Estimated Recovery	Decant Time
	E	16:00	60	1620
	F	16:00	80	1620
	G	16:15	65	1630
	H	16:15	20	1630

Notes:

Pore Water Extraction

Job #: LR71 Date: 10/2/07 Technician: JM Analytes: AMMONIA / SULFIDE

Aerobic ( )
Anaeorobic (X)

Filtered ( )
Filter Material: _____
Filter Size: _____

Volume Required: ~60 mL

Tech Initials: _____ Witness Initials: _____
TBT Spike ID: _____ Amount Spiked: _____
Amount Sea H20 used:

Centrifugation 1:	Speed:	1200	Temp:	4°C	Duration:	30 MIN	O2 Level:	Ø
Centrifugation 2:	Speed:	7000	Temp:	4°C	Duration:	15 MIN	O2 Level:	Ø

Centrifugation 1

Client Sample ID	REGL ID	Start Time	Estimated Recovery
	I	13:15	55
	J	13:15	80 *
	K	13:15	0
	L	13:15	10

Centrifugation 2

Client Sample ID	REGL ID	Start Time	Estimated Recovery	Decant Time
	I	14:30		15:10
	J	14:30		15:10
	~~K~~			
	L	14:30		15:10

Notes:

* J - LIVE WORMS IN SAMPLE

1571