

APPENDIX C

**Select Site Investigation Reports
(Provided on CD)**

Appendix C




Seepage Sampler & Weir Installation Photos

Seepage Samplers Installations






(1) Borehole was hand augered through soil and into underlying sediments (2) Sampler was constructed of clean 2-inch Sch. 40 PVC with 0.010-slot screen (3) Bottom PVC Monopoint; 0.010-inch slots visible at top of picture (4) Inserting seepage sampler into borehole.

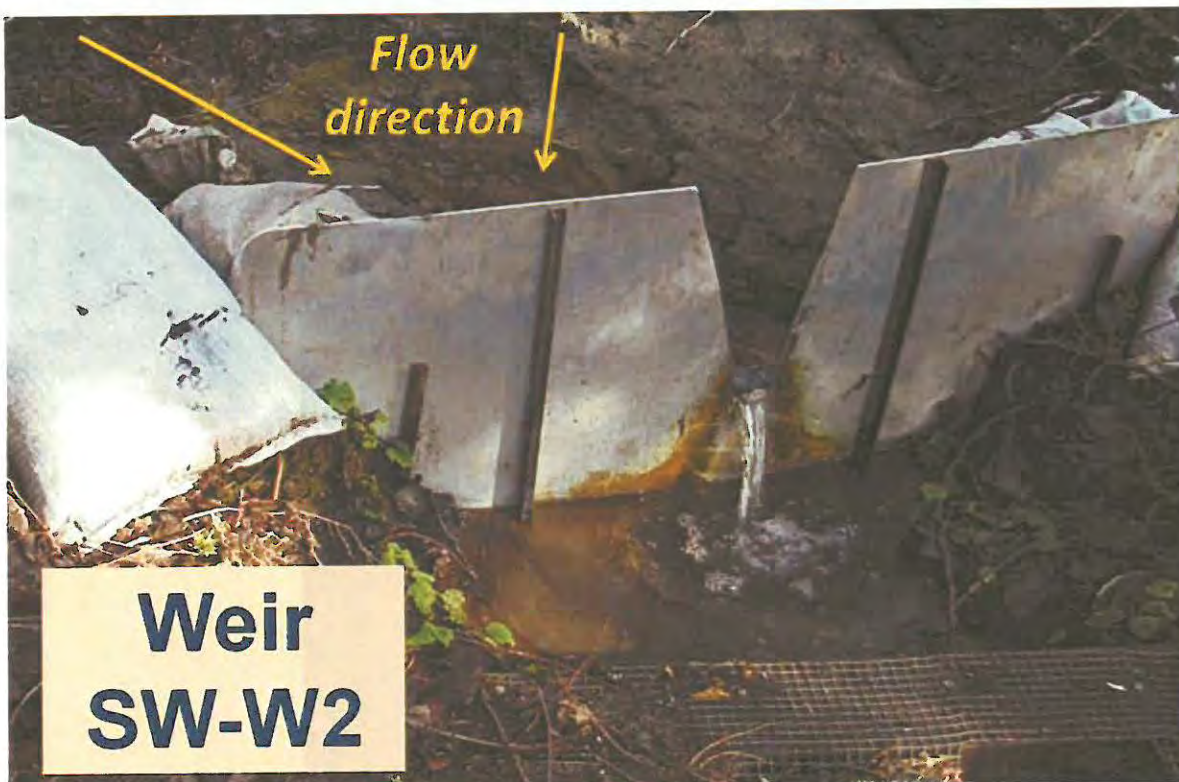
Seepage Samplers Installations (continued)




Seepage Samplers Installations (continued)



Weir Installations



Weir Installations (continued)



In the above photo, the inset shows how the weir used to fill up with debris and sediment during a high rainfall event. The newer weir has not had the problem.



Weir Installations (continued)



Weir Installations (continued)

