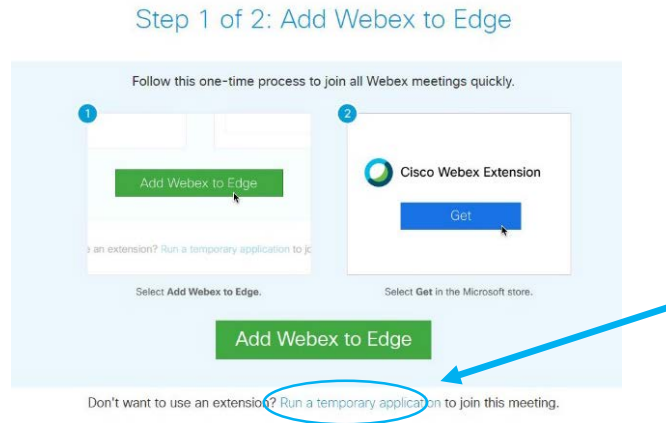


Steps to Join Webex Event

Step 1: Click on the link for the event

Step 2: Select “Run a temporary application”



Step 3: Fill in first & last name and email address and select “Join Now”

Join Event Now

To join this event, provide the following information.

First name:

Last name:

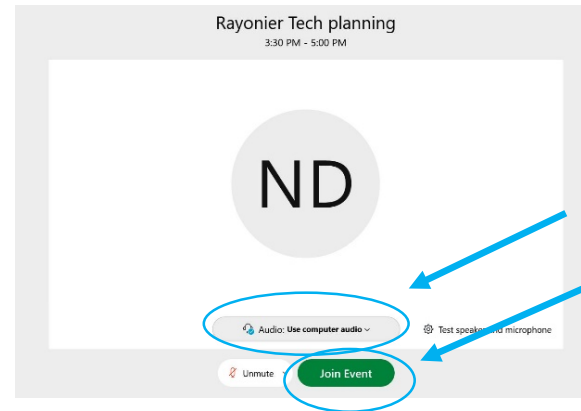
Email address:

Event password:

[Join by browser](#) **NEW!**

If you are the host, [start your event](#).

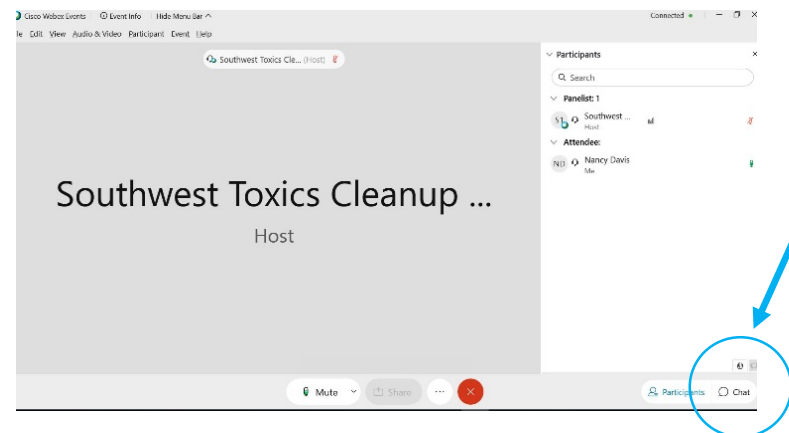
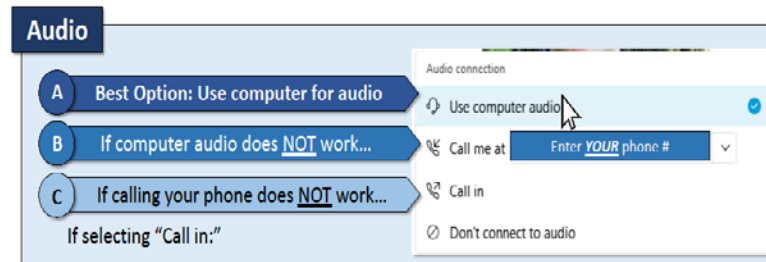
Step 4: Select “Join Event” you will enter the meeting as an attendee



Tip: try your computer audio first and join the meeting

If your computer audio does not work

- enter your phone # and Webex will call you.
- or you can call in US Toll: +1-415-655-0001 Access code/Event number: 177 031 2340



Click on “Chat” to open the panel. Use the chat to communicate with the host.