

**EPA Form 2-C Supplemental  
Cooling Water Intake Structures**

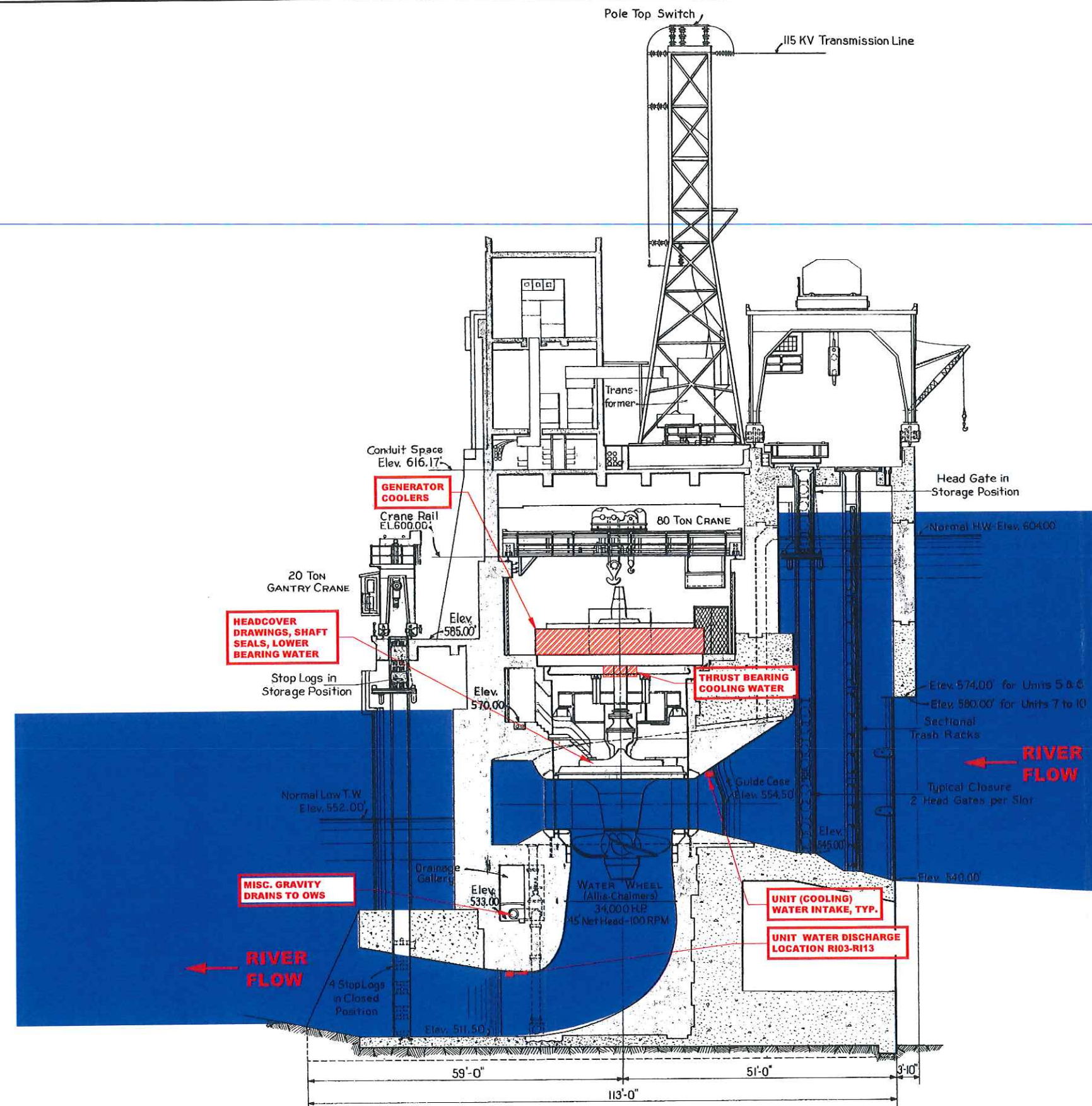
***Attachment 3***

**Rock Island Unit Cross Sections for Powerhouse 1  
and Powerhouse 2**

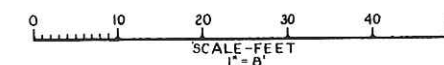
**RECEIVED**

SEP 19 2019

Dept of Ecology  
Central Regional Office



UNIT TYPICAL BAY



RECEIVED  
SEP 19 2019  
Dept of Ecology  
Central Regional Office

CHELAN PUD NO. 1		SCALE	SEE DWG	BAR IS ONE INCH ON ORIGINAL DRAWING	VERIFY SCALE	IF NOT ONE INCH ON THIS SHEET, ADJUST SCALES ACCORDINGLY.	WCC	MPS
PRIM. ENG.		1	9/17/2019	NPDES PERMIT APPLICATION			WCC	MPS
2ND ENG.		REV	DATE	REVISION			REQ.	DRFT
PROJ. MGR.								

**PUBLIC UTILITY DISTRICT NO. 1  
OF CHELAN COUNTY**  
WENATCHEE, WASHINGTON



Rock Island #1 Hydro  
**ROCK ISLAND HYDROELECTRIC FACILITY  
PH1 UNIT CROSS SECTION  
WITH INTAKE & DISCHARGE LOCATIONS**

SHEET 1 OF 1
REVISION 1
DATE 9/17/2019
DWG. 4040-50SK-0006

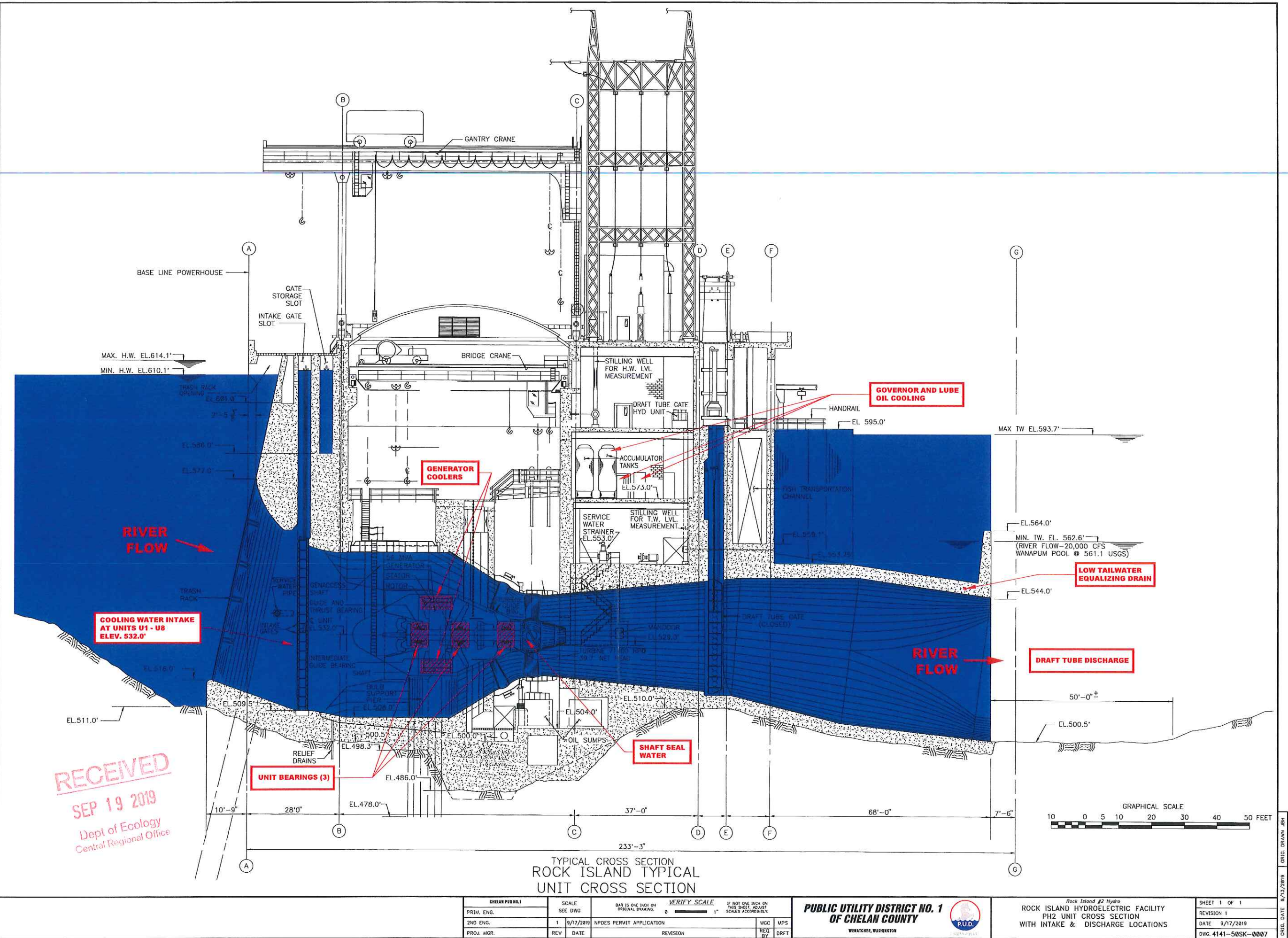
DOCUMENT CLASS:

ID:

ORIGINAL DWG. #:

ORIG. DATE 8/13/2019  
ORIG. DRAWN JB





ORIG. DATE 8/13/2019	ORIG. DRAWN JEH
----------------------	-----------------