







## Pictogram Examples for Pesticide Treatment Notice Signs

### Directions for Use

- A “No Trespassing” pictogram is required for pesticide warning signs.
- You can add additional pictograms to each treatment notice if desired. Ecology approved pictograms are provided in the table on the second page of this document.
- You may use the pictograms provided below, or pictograms that describe the same use restrictions. Pictograms may be included on the primary or existing notice sign or on an additional sign next to the text warning sign.
- All warning signs must include or be posted along with a “No Trespassing” pictogram by October 1, 2028.
- For assistance with using and selecting pictograms, contact Danielle Edelman at [danielle.edelman@ecy.wa.gov](mailto:danielle.edelman@ecy.wa.gov).

## Ecology Approved Pictograms

Pictogram	Use Restriction
 	No trespassing (required, contact Ecology if you have questions or want to discuss options).
	Do not wade or play in the water; avoid skin contact with water.
	Do not fish; do not consume fish caught in this water body.

	Do not drink the water.
	Swimming in this area is not recommended; avoid skin, eye, nose, and mouth contact with the water to prevent irritation.
	Do not allow pets or livestock to enter or drink the water; avoid any water contact with pets or livestock.