

Use Tab key to navigate through fields.

FACILITY NAME AND PERMIT NUMBER:

Freeman School District - WA-0045403

This form is equivalent to EPA NPDES Form 3510-2A

FORM
2A
NPDES



NPDES FORM 2A APPLICATION OVERVIEW

APPLICATION OVERVIEW

Form 2A has been developed in a modular format and consists of a "Basic Application Information" packet and a "Supplemental Application Information" packet. The Basic Application Information packet is divided into two parts. All applicants must complete Parts A and C. Applicants with a design flow greater than or equal to 0.1 mgd must also complete Part B. Some applicants must also complete the Supplemental Application Information packet. The following items explain which parts of Form 2A you must complete.

BASIC APPLICATION INFORMATION:

- A. **Basic Application Information for all Applicants.** All applicants must complete questions A.1 through A.8. A treatment works that discharges effluent to surface waters of the United States must also answer questions A.9 through A.12.
- B. **Additional Application Information for Applicants with a Design Flow ≥ 0.1 mgd.** All treatment works that have design flows greater than or equal to 0.1 million gallons per day must complete questions B.1 through B.6.
- C. **Certification.** All applicants must complete Part C (Certification).

SUPPLEMENTAL APPLICATION INFORMATION:

- D. **Expanded Effluent Testing Data.** A treatment works that discharges effluent to surface waters of the United States and meets one or more of the following criteria must complete Part D (Expanded Effluent Testing Data):
 - 1. Has a design flow rate greater than or equal to 1mgd,
 - 2. Is required to have a pretreatment program (or has one in place), or
 - 3. Is otherwise required by the permitting authority to provide the information.
- E. **Toxicity Testing Data.** A treatment works that meets one or more of the following criteria must complete Part E (Toxicity Testing Data):
 - 1. Has a design flow rate greater than or equal to 1 mgd,
 - 2. Is required to have a pretreatment program (or has one in place), or
 - 3. Is otherwise required by the permitting authority to submit results of toxicity testing.
- F. **Industrial User Discharges and RCRA/CERCLA Wastes.** A treatment works that accepts process wastewater from any significant industrial users (SIUs) or receives RCRA or CERCLA wastes must complete Part F (Industrial User Discharges and RCRA/CERCLA Wastes). SIUs are defined as:
 - 1. All industrial users subject to Categorical Pretreatment Standards under 40 Code of Federal Regulations (CFR) 403.6 and 40 CFR Chapter I, Subchapter N (see instructions); and
 - 2. Any other industrial user that:
 - a. Discharges an average of 25,000 gallons per day or more of process wastewater to the treatment works (with certain exclusions); or
 - b. Contributes a process wastestream that makes up 5 percent or more of the average dry weather hydraulic or organic capacity of the treatment plant; or
 - c. Is designated as an SIU by the control authority.
- G. **Combined Sewer Systems.** A treatment works that has a combined sewer system must complete Part G (Combined Sewer Systems).

ALL APPLICANTS MUST COMPLETE PART C (CERTIFICATION)

FACILITY NAME AND PERMIT NUMBER:

Freeman School District - WA-0045403

BASIC APPLICATION INFORMATION

PART A. BASIC APPLICATION INFORMATION FOR ALL APPLICANTS:

All treatment works must complete questions A.1 through A.8 of this Basic Application Information Packet.

A.1. Facility Information.

Facility Name Freeman School District

Mailing Address S 15001 Jackson Road

Facility Address Rockford, WA 99030
(not P.O. Box)

Location 47.516767; -117.196133
(Latitude/Longitude as decimal degrees (NAD83/WGS84)

Telephone Number (509) 291-6883

E-mail address klally@freemansd.org

Contact Person Kirk Lally

Title Facilities Manager

UBI Number 329005090

A.2. Applicant Information. If the applicant is different from the above, provide the following:

Applicant Name _____

Mailing Address _____

Telephone Number () _____

E-mail address _____

Contact Person _____

Title _____

Is the applicant the owner or operator (or both) of the treatment works? ☒ owner ☐ operator

Indicate whether correspondence regarding this permit should be directed to the facility or the applicant.

☒ facility ☐ applicant

Can the facility obtain broadband internet access for WQWebDMR (<http://www.ecy.wa.gov/programs/wq/permits/paris/webdmr.html>)?

☒ yes ☐ no

A.3. Existing Environmental Permits. Provide the permit number of any existing environmental permits that have been issued to the treatment works (include state-issued permits).

NPDES	<u>WA-0045403</u>	PSD	_____
UIC	_____	Other	_____
RCRA	_____	Other	_____

A.4. Collection System Information. Provide information on municipalities and areas served by the facility. Provide the name and population of each entity and, if known, provide information on the type of collection system (combined vs. separate) and its ownership (municipal, private, etc.).

Name	Population Served	Type of Collection System	Ownership
<u>Freeman Sch Dist</u>	<u>890</u>	<u>separate</u>	<u>municipal</u>
_____	_____	_____	_____
_____	_____	_____	_____

Total population served 890 (180 days per year)

FACILITY NAME AND PERMIT NUMBER:

Freeman School District - WA-0045403

A.5. Indian Country.

- a. Is the treatment works located in Indian Country?

☐ Yes ☒ No

- b. Does the treatment works discharge to a receiving water that is either in Indian Country or that is upstream from (and eventually flows through) Indian Country?

☐ Yes ☒ NoA.6. Flow. Indicate the design flow rate of the treatment plant (i.e., the wastewater flow rate that the plant was built to handle). Also provide the average daily flow rate and maximum daily flow rate for each of the last three years. Each year's data must be based on a 12-month time period with the 12th month of "this year" occurring no more than three months prior to this application submittal.

- a. Design flow rate
- .043
- mgd

Two Years AgoLast YearThis Year

- b. Annual average daily flow rate

.0063.0072.0068

- c. Maximum daily flow rate

.019.020.025

A.7. Collection System. Indicate the type(s) of collection system(s) used by the treatment plant. Check all that apply. Also estimate the percent contribution (by miles) of each.

- ☒
- Separate sanitary sewer

100 %

- ☐
- Combined storm and sanitary sewer

_____ %

A.8. Discharges and Other Disposal Methods.

- a. Does the treatment works discharge effluent to waters of the U.S.?

☒ Yes☐ No

If yes, list how many of each of the following types of discharge points the treatment works uses:

- i. Discharges of treated effluent

1

- ii. Discharges of untreated or partially treated effluent

- iii. Combined sewer overflow points

- iv. Constructed emergency overflows (prior to the headworks)

- v. Other _____

- b. Does the treatment works discharge effluent to basins, ponds, or other surface impoundments that do not have outlets for discharge to waters of the U.S.?

☐ Yes☒ No

If yes, provide the following for each surface impoundment:

Location :

(Latitude/Longitude as decimal degrees (NAD83/WGS84)) _____

Annual average daily volume discharge to surface impoundment(s) _____ mgd

Is discharge ☐ continuous or ☐ intermittent?

- c. Does the treatment works land-apply treated wastewater?

☐ Yes☒ No

If yes, provide the following for each land application site:

Location :

(Latitude/Longitude as decimal degrees (NAD83/WGS84)) _____

Number of acres: _____

Annual average daily volume applied to site: _____ mgd

Is land application ☐ continuous or ☐ intermittent?

- d. Does the treatment works discharge or transport treated or untreated wastewater to another treatment works?

☐ Yes☒ No

FACILITY NAME AND PERMIT NUMBER:

Freeman School District - WA-0045403

If yes, describe the mean(s) by which the wastewater from the treatment works is discharged or transported to the other treatment works (e.g., tank truck, pipe).

N/A

If transport is by a party other than the applicant, provide:

Transporter Name _____

Mailing Address _____

Contact Person _____

Title _____

Telephone Number (_____) _____

For each treatment works that receives this discharge, provide the following:

Name _____

Mailing Address _____

Contact Person _____

Title _____

Telephone Number (_____) _____

If known, provide the NPDES permit number of the treatment works that receives this discharge _____

Provide the average daily flow rate from the treatment works into the receiving facility. _____ mgd

- e. Does the treatment works discharge or dispose of its wastewater in a manner not included in A.8. through A.8.d above (e.g., underground percolation, well injection): ☐ Yes ☐ No

If yes, provide the following for each disposal method:

Description of method (including location and size of site(s) if applicable):

Annual daily volume disposed by this method: _____

Is disposal through this method ☐ continuous or ☐ intermittent?

FACILITY NAME AND PERMIT NUMBER:

Freeman School District - WA-0045403

WASTEWATER DISCHARGES:

If you answered "yes" to question A.8.a, complete questions A.9 through A.12 once for each outfall (including bypass points) through which effluent is discharged. Do not include information on combined sewer overflows in this section. If you answered "no" to question A.8.a, go to Part B, "Additional Application Information for Applicants with a Design Flow Greater than or Equal to 0.1 mgd."

A.9. Description of Outfall.

- a. Outfall number 001
- b. Location _____
(City or town, if applicable) (Zip Code)
Spokane County WA
(County) (State)
47.514733 -117.192
(Latitude) Provide these as decimal degrees (NAD83/WGS84) (Longitude)
- c. Distance from shore (if applicable) _____ ft.
- d. Depth below surface (if applicable) _____ ft.
- e. Average daily flow rate _____ mgd
- f. Does this outfall have either an intermittent or a periodic discharge? ☒ Yes ☐ No (go to A.9.g.)
- If yes, provide the following information:
- Number of times per year discharge occurs: About 180 days
- Average duration of each discharge: 24 hrs/day
- Average flow per discharge: _____ mgd
- Months in which discharge occurs: Jan, Feb, Mar, April, May, Sept, Oct, Nov, Dec
- g. Is outfall equipped with a diffuser? ☐ Yes ☒ No

A.10. Description of Receiving Waters.

- a. Name of receiving water Little Cottonwood Creek
- b. Name of watershed (if known) Hangman
United States Soil Conservation Service 14-digit watershed code (if known): _____
- c. Name of State Management/River Basin (if known): _____
United States Geological Survey 8-digit hydrologic cataloging unit code (if known): _____
- d. Critical low flow of receiving stream (if applicable)
acute _____ cfs chronic _____ cfs
- e. Total hardness of receiving stream at critical low flow (if applicable): _____ mg/l of CaCO₃

FACILITY NAME AND PERMIT NUMBER:

Freeman School District - WA-0045403

A.11. Description of Treatment

a. What level(s) of treatment are provided? Check all that apply.

☒ Primary☒ Secondary☐ Advanced☐ Other. Describe: _____

b. Indicate the following removal rates (as applicable):

Design BOD5 removal or Design CBOD5 removal 85 %Design SS removal 85 %Design P removal N/A %Design N removal N/A %

Other _____ %

c. What type of disinfection is used for the effluent from this outfall? If disinfection varies by season, please describe:

No disinfection used.

If disinfection is by chlorination is dechlorination used for this outfall?

☐ Yes☐ No

d. Does the treatment plant have post aeration?

☒ Yes☐ No

A.12. Effluent Testing Information. All Applicants that discharge to waters of the US must provide effluent testing data for the following parameters. Provide the indicated effluent testing required by the permitting authority for each outfall through which effluent is discharged. Do not include information on combined sewer overflows in this section. All information reported must be based on data collected through analysis conducted using 40 CFR Part 136 methods. In addition, this data must comply with QA/QC requirements of 40 CFR Part 136 and other appropriate QA/QC requirements for standard methods for analytes not addressed by 40 CFR Part 136. At a minimum, effluent testing data must be based on at least three samples and must be no more than one and one-half years apart.

Outfall number: _____

PARAMETER	MAXIMUM DAILY VALUE		AVERAGE DAILY VALUE		
	Value	Units	Value	Units	Number of Samples
pH (Minimum)	6.9	s.u.			
pH (Maximum)	7.9	s.u.			
Flow Rate	.022	mgd	.0097	mgd	4
Temperature (Winter)	38	F	43	F	4
Temperature (Summer)					

* For pH please report a minimum and a maximum daily value

POLLUTANT	MAXIMUM DAILY DISCHARGE		AVERAGE DAILY DISCHARGE			ANALYTICAL METHOD	ML/MDL
	Conc.	Units	Conc.	Units	Number of Samples		

CONVENTIONAL AND NON CONVENTIONAL COMPOUNDS

BIOCHEMICAL OXYGEN DEMAND (Report one)	BOD5	5	mg/L	2.2	mg/L	4	SM5210-B	2 mg/L
	CBOD5							
FECAL COLIFORM		6.8	#/100 mL	12	#/100 mL	6	SM 9221E,9222	Specified in method - sample aliquot dependent
TOTAL SUSPENDED SOLIDS (TSS)		10	mg/L	5	mg/L	4	SM2540-D	5 mg/L

**END OF PART A.
REFER TO THE APPLICATION OVERVIEW TO DETERMINE WHICH OTHER PARTS OF FORM
2A YOU MUST COMPLETE**

FACILITY NAME AND PERMIT NUMBER:

Freeman School District - WA-0045403

BASIC APPLICATION INFORMATION

**PART B. ADDITIONAL APPLICATION INFORMATION FOR APPLICANTS WITH A DESIGN FLOW GREATER
THAN OR EQUAL TO 0.1 MGD (100,000 gallons per day).**

All applicants with a design flow rate ≥ 0.1 mgd must answer questions B.1 through B.6. All others go to Part C (Certification).

B.1. Inflow and Infiltration. Estimate the average number of gallons per day that flow into the treatment works from inflow and/or infiltration.

_____ gpd

Briefly explain any steps underway or planned to minimize inflow and infiltration.

B.2. Topographic Map. Attach to this application a topographic map of the area extending at least one mile beyond facility property boundaries. This map must show the outline of the facility and the following information. (You may submit more than one map if one map does not show the entire area.)

- a. The area surrounding the treatment plant, including all unit processes.
- b. The major pipes or other structures through which wastewater enters the treatment works and the pipes or other structures through which treated wastewater is discharged from the treatment plant. Include outfalls from bypass piping, if applicable.
- c. Each well where wastewater from the treatment plant is injected underground.
- d. Wells, springs, other surface water bodies, and drinking water wells that are: 1) within ¼ mile of the property boundaries of the treatment works, and 2) listed in public record or otherwise known to the applicant.
- e. Any areas where the sewage sludge produced by the treatment works is stored, treated, or disposed.
- f. If the treatment works receives waste that is classified as hazardous under the Resource Conservation and Recovery Act (RCRA) by truck, rail, or special pipe, show on the map where the hazardous waste enters the treatment works and where it is treated, stored, and/or disposed.

B.3. Process Flow Diagram or Schematic. Provide a diagram showing the processes of the treatment plant, including all bypass piping and all backup power sources or redundancy in the system. Also provide a water balance showing all treatment units, including disinfection (e.g., chlorination and dechlorination). The water balance must show daily average flow rates at influent and discharge points and approximate daily flow rates between treatment units. Include a brief narrative description of the diagram.

B.4. Operation/Maintenance Performed by Contractor(s).

Are any operational or maintenance aspects (related to wastewater treatment and effluent quality) of the treatment works the responsibility of a contractor? ☐ Yes ☒ No

If yes, list the name, address, telephone number, and status of each contractor and describe the contractor's responsibilities (attach additional pages if necessary).

Name: _____

Mailing Address: _____

Telephone Number: () _____

Responsibilities of Contractor: _____

B.5. Scheduled improvements and Schedules of Implementation. Provide information on any uncompleted implementation schedule or uncompleted plans for improvements that will affect the wastewater treatment, effluent quality, or design capacity of the treatment works. If the treatment works has several different implementation schedules or is planning several improvements, submit separate responses to question B.5 for each. (If none, go to question B.6.)

- a. List the outfall number (assigned in question A.9) for each outfall that is covered by this implementation schedule.

- b. Indicate whether the planned improvements or implementation schedule are required by local, State, or Federal agencies.

☐ Yes ☐ No

FACILITY NAME AND PERMIT NUMBER:

Freeman School District - WA-0045403

c. If the answer to B.5.b is "Yes," briefly describe, including new maximum daily inflow rate (if applicable).

d. Provide dates imposed by any compliance schedule or any actual dates of completion for the implementation steps listed below, as applicable. For improvements planned independently of local, State, or Federal agencies, indicate planned or actual completion dates, as applicable. Indicate dates as accurately as possible.

Implementation Stage	Schedule MM/DD/YYYY	Actual Completion MM/DD/YYYY
- Begin Construction	/ /	/ /
- End Construction	/ /	/ /
- Begin Discharge	/ /	/ /
- Attain Operational Level	/ /	/ /

e. Have appropriate permits/clearances concerning other Federal/State requirements been obtained? ☐ Yes ☐ No

Describe briefly: _____

B.6. EFFLUENT TESTING DATA (GREATER THAN 0.1 MGD ONLY).

Applicants that discharge to waters of the US must provide effluent testing data for the following parameters. Provide the indicated effluent testing required by the permitting authority for each outfall through which effluent is discharged. Do not include information on combined sewer overflows in this section. All information reported must be based on data collected through analysis conducted using 40 CFR Part 136 methods (See attachment A). In addition, this data must comply with QA/QC requirements of 40 CFR Part 136 and other appropriate QA/QC requirements for standard methods for analytes not addressed by 40 CFR Part 136. At a minimum effluent testing data must be based on at least three pollutant scans and must be no more than four and on-half years old.

Outfall Number: _____

POLLUTANT	MAXIMUM DAILY DISCHARGE		AVERAGE DAILY DISCHARGE			ANALYTICAL METHOD	ML/MDL
	Conc.	Units	Conc.	Units	Number of Samples		
CONVENTIONAL AND NON CONVENTIONAL COMPOUNDS							
AMMONIA (as N)							
CHLORINE (TOTAL RESIDUAL, TRC)							
DISSOLVED OXYGEN							
TOTAL KJELDAHL NITROGEN (TKN)							
NITRATE PLUS NITRITE NITROGEN							
OIL and GREASE							
PHOSPHORUS (Total)							
TOTAL DISSOLVED SOLIDS (TDS)							
OTHER							

END OF PART B.

REFER TO THE APPLICATION OVERVIEW TO DETERMINE WHICH OTHER PARTS OF FORM 2A YOU MUST COMPLETE

FACILITY NAME AND PERMIT NUMBER:

Freeman School District - WA-0045403

BASIC APPLICATION INFORMATION

PART C. CERTIFICATION

All applicants must complete the Certification Section. Refer to instructions to determine who is an officer for the purposes of this certification. All applicants must complete all applicable sections of Form 2A, as explained in the Application Overview. Indicate below which parts of Form 2A you have completed and are submitting. By signing this certification statement, applicants confirm that they have reviewed Form 2A and have completed all sections that apply to the facility for which this application is submitted.

Indicate which parts of Form 2A you have completed and are submitting:

☒ Basic Application Information packet

Supplemental Application Information packet:

☐ Part D (Expanded Effluent Testing Data)

☐ Part E (Toxicity Testing: Biomonitoring Data)

☐ Part F (Industrial User Discharges and RCRA/CERCLA Wastes)

☐ Part G (Combined Sewer Systems)

ALL APPLICANTS MUST COMPLETE THE FOLLOWING CERTIFICATION.


I certify under penalty of law that this document and all attachments were prepared under my direction or supervision in accordance with a system designed to assure that qualified personnel properly gather and evaluate the information submitted. Based on my inquiry of the person or persons who manage the system or those persons directly responsible for gathering the information, the information is, to the best of my knowledge and belief, true, accurate, and complete. I am aware that there are significant penalties for submitting false information, including the possibility of fine and imprisonment for knowing violations.

Permittee

Name and Title of
Responsible Official

Randy L. Russell, Superintendent

Signature



Telephone number

(509) 291-3695

E-mail address

rrussell@freemansd.org

Date signed

Co-Permittee (if applicable)

Name and official title

N/A

Signature

Telephone number

()

E-mail address

Date signed

Upon request of the permitting authority, you must submit any other information necessary to assure wastewater treatment practices at the treatment works or identify appropriate permitting requirements.

SEND COMPLETED FORMS TO¹:

¹If unknown, contact an Ecology regional wastewater permit coordinator at: http://www.ecy.wa.gov/programs/wq/permits/permit_coord.html

FACILITY NAME AND PERMIT NUMBER:

Freeman School District - WA-0045403

SUPPLEMENTAL APPLICATION INFORMATION

PART D. EXPANDED EFFLUENT TESTING DATA

Refer to the directions on the cover page to determine whether this section applies to the treatment works.

Effluent Testing: 1.0 mgd and Pretreatment Works. If the treatment works has a design flow greater than or equal to 1.0 mgd or it has (or is required to have) a pretreatment program, or is otherwise required by the permitting authority to provide the data, then provide effluent testing data for the following pollutants. Provide the indicated effluent testing information and any other information required by the permitting authority for each outfall through which effluent is discharged. Do not include information on combined sewer overflows in this section. All information reported must be based on data collected through analyses conducted using 40 CFR Part 136 methods. In addition, these data must comply with QA/QC requirements of 40 CFR Part 136 and other appropriate QA/QC requirements for standard methods for analytes not addressed by 40 CFR Part 136. Indicate in the blank rows provided below any data you may have on pollutants not specifically listed in this form. At a minimum, effluent testing data must be based on at least three pollutant scans and must be no more than four and one-half years old. The applicant should also review Attachment A.

Outfall number: _____ (Complete once for each outfall discharging effluent to waters of the United States.)

POLLUTANT	MAXIMUM DAILY DISCHARGE				AVERAGE DAILY DISCHARGE					ANALYTICAL METHOD	ML/MDL
	Conc.	Units	Mass	Units	Conc.	Units	Mass	Units	Number of Samples		
METALS (TOTAL RECOVERABLE), CYANIDE, PHENOLS, AND HARDNESS.											
ANTIMONY											
ARSENIC											
BERYLLIUM											
CADMIUM											
CHROMIUM											
COPPER											
LEAD											
MERCURY											
NICKEL											
SELENIUM											
SILVER											
THALLIUM											
ZINC											
CYANIDE											
TOTAL PHENOLIC COMPOUNDS											
HARDNESS (AS CaCO ₃)											
Use this space (or a separate sheet) to provide information on other metals requested by the permit writer											

FACILITY NAME AND PERMIT NUMBER:

Freeman School District - WA-0045403

Outfall number: (Complete once for each outfall discharging effluent to waters of the United States.)

(Complete once for each facility discharging effluent to waters of the United States.)											
POLLUTANT	MAXIMUM DAILY DISCHARGE				AVERAGE DAILY DISCHARGE					ANALYTICAL METHOD	ML/MDL
	Conc.	Units	Mass	Units	Conc.	Units	Mass	Units	Number of Samples		
VOLATILE ORGANIC COMPOUNDS											
ACROLEIN											
ACRYLONITRILE											
BENZENE											
BROMOFORM											
CARBON TETRACHLORIDE											
CHLOROBENZENE											
CHLOROBIDBROMO-METHANE											
CHLOROETHANE											
2-CHLORO-ETHYLVINYL ETHER											
CHOLOROFORM											
DICHLOROBROMO-METHANE											
1,1-DICHLOROETHANE											
1,2-DICHLOROETHANE											
1,2-DICHLOROETHYLENE											
TRANS-1,2-DICHLORO-ETHYLENE											
1,1-DICHLOROETHYLENE											
1,2-DICHLOROPROPANE											
1,3-DICHLOROPROPYLENE											
ETHYLBENZENE											
METHYL BROMIDE											
METHYL CHLORIDE											
METHYLENE CHLORIDE											
1,1,2,2-TETRACHLORO-ETHANE											

FACILITY NAME AND PERMIT NUMBER:

Freeman School District - WA-0045403

Outfall number: (Complete once for each outfall discharging effluent to waters of the United States.)

POLLUTANT	MAXIMUM DAILY DISCHARGE				AVERAGE DAILY DISCHARGE					ANALYTICAL METHOD	ML/MDL
	Conc.	Units	Mass	Units	Conc.	Units	Mass	Units	Number of Samples		
TETRACHLORO-ETHYLENE											
TOLUENE											
1,1,1-TRICHLOROETHANE											
1,1,2-TRICHLOROETHANE											
TRICHLORETHYLENE											
VINYL CHLORIDE											
Use this space (or a separate sheet) to provide information on other metals requested by the permit writer											
ACID-EXTRACTABLE COMPOUNDS											
P-CHLORO-M-CRESOL											
2-CHLOROPHENOL											
2,4-DICHLOROPHENOL											
2,4-DIMETHYLPHENOL											
4,6-DINITRO-O-CRESOL											
2,4-DINITROPHENOL											
2-NITROPHENOL											
4-NITROPHENOL											
PENTA CHLOROPHENOL											
PHENOL											
2,4,6-TRICHLORO PHENOL											
Use this space (or a separate sheet) to provide information on other metals requested by the permit writer											
BASE-NEUTRAL COMPOUNDS											
ACENAPHTHENE											
ACENAPHTYLENE											
ANTHRACENE											
BENZIDINE											

FACILITY NAME AND PERMIT NUMBER:

Freeman School District - WA-0045403

Outfall number:

(Complete once for each outfall discharging effluent to waters of the United States.)

POLLUTANT	MAXIMUM DAILY DISCHARGE				AVERAGE DAILY DISCHARGE					ANALYTICAL METHOD	ML/MDL
	Conc.	Units	Mass	Units	Conc.	Units	Mass	Units	Number of Samples		
BENZO(A) ANTHRACENE											
BENZO(J)FLUORANTHENE											
BENZO(r,s,t)PENTAPHENE											
BENZO(A)PYRENE											
3,4 BENZO-FLUORANTHENE											
BENZO(GH)PERYLENE											
BENZO(K)FLUORANTHENE											
BIS (2-CHLOROETHOXY) METHANE											
BIS (2-CHLOROETHYL)-ETHER											
BIS (2-CHLOROISOPROPYL) ETHER											
BIS (2-ETHYLHEXYL) PHTHALATE											
4-BROMOPHENYL PHENYL ETHER											
BUTYL BENZYL PHTHALATE											
2-CHLORO NAPHTHALENE											
4-CHLOROPHENYL PHENYL ETHER											
CHRYSENE											
DIBENZO(a,j)ACRIDINE											
DIBENZO(a,h)ACRIDINE											
DI-N-BUTYL PHTHALATE											
DI-N-OCTYL PHTHALATE											
DIBENZO(A,H) ANTHRACENE											
1,2-DICHLORO BENZENE											
1,3-DICHLORO BENZENE											

FACILITY NAME AND PERMIT NUMBER:

Freeman School District - WA-0045403

Outfall number: (Complete once for each outfall discharging effluent to waters of the United States.)

POLLUTANT	MAXIMUM DAILY DISCHARGE				AVERAGE DAILY DISCHARGE					ANALYTICAL METHOD	ML/MDL
	Conc.	Units	Mass	Units	Conc.	Units	Mass	Units	Number of Samples		
1,4-DICHLORO BENZENE											
3,3-DICHLORO BENZIDINE											
DIETHYL PHTHALATE											
DIMETHYL PHTHALATE											
2,4-DINITROTOLUENE											
2,6-DINITROTOLUENE											
1,2-DIPHENYLHYDRAZINE											
FLUORANTHENE											
FLUORENE											
HEXACHLORO BENZENE											
HEXACHLOROBUT ADIENE											
HEXACHLOROCYCLO-PENTADIENE											
HEXA CHLOROETHANE											
INDENO(1,2,3-CD) PYRENE											
ISOPHORONE											
3-METHYL CHOLANTHRENE											
NAPHTHALENE											
NITROBENZENE											
N-NITROSODI-N-PROPYLAMINE											
N-NITROSODI-METHYLAMINE											
N-NITROSODI-PHENYLAMINE											
PERYLENE											
PHENANTHRENE											
PYRENE											
1,2,4-TRICHLOROBENZENE											
Use this space (or a separate sheet) to provide information on other metals requested by the permit writer											

FACILITY NAME AND PERMIT NUMBER:

Freeman School District - WA-0045403

Outfall number: _____ (Complete once for each outfall discharging effluent to waters of the United States.)

POLLUTANT	MAXIMUM DAILY DISCHARGE				AVERAGE DAILY DISCHARGE					ANALYTICAL METHOD	ML/MDL
	Conc.	Units	Mass	Units	Conc.	Units	Mass	Units	Number of Samples		

Use this space (or a separate sheet) to provide information on other metals requested by the permit writer

--	--	--	--	--	--	--	--	--	--	--	--

END OF PART D.

REFER TO THE APPLICATION OVERVIEW TO DETERMINE WHICH OTHER PARTS OF FORM 2A YOU MUST COMPLETE

FACILITY NAME AND PERMIT NUMBER:

Freeman School District - WA-0045403

SUPPLEMENTAL APPLICATION INFORMATION

PART E. TOXICITY TESTING DATA

POTWs meeting one or more of the following criteria must provide the results of whole effluent toxicity tests for acute or chronic toxicity for each of the facility's discharge points: 1) POTWs with a design flow rate greater than or equal to 1.0 mgd; 2) POTWs with a pretreatment program (or those that are required to have one under 40 CFR Part 403); or 3) POTWs required by the permitting authority to submit data for these parameters.

- At a minimum, these results must include quarterly testing for a 12-month period within the past 1 year using multiple species (minimum of two species), or the results from four tests performed at least annually in the four and one-half years prior to the application, provided the results show no appreciable toxicity, and testing for acute and/or chronic toxicity, depending on the range of receiving water dilution. Do not include information on combined sewer overflows in this section. All information reported must be based on data collected through analysis conducted using 40 CFR Part 136 methods. In addition, this data must comply with QA/QC requirements of 40 CFR Part 136 and other appropriate QA/QC requirements for standard methods for analytes not addressed by 40 CFR Part 136.
- In addition, submit the results of any other whole effluent toxicity tests from the past four and one-half years. If a whole effluent toxicity test conducted during the past four and one-half years revealed toxicity, provide any information on the cause of the toxicity or any results of a toxicity reduction evaluation, if one was conducted.
- If you have already submitted any of the information requested in Part E, you need not submit it again. Rather, provide the information requested in question E.4 for previously submitted information. If EPA methods were not used, report the reasons for using alternate methods. If test summaries are available that contain all of the information requested below, they may be submitted in place of Part E.

If no biomonitoring data is required, do not complete Part E. Refer to the Application Overview for directions on which other sections of the form to complete.

E.1. Required Tests.

Indicate the number of whole effluent toxicity tests conducted in the past four and one-half years.

☐ chronic ☐ acute

E.2. Individual Test Data.

Complete the following chart for each whole effluent toxicity test conducted in the last four and one-half years. Allow one column per test (where each species constitutes a test). Copy this page if more than three tests are being reported.

Test number: _____

Test number: _____

Test number: _____

a. Test information.

Test Species & test method number			
Age at initiation of test			
Outfall number			
Dates sample collected			
Date test started			
Duration			

b. Give toxicity test methods followed.

Manual title			
Edition number and year of publication			
Page number(s)			

c. Give the sample collection method(s) used. For multiple grab samples, indicate the number of grab samples used.

24-Hour composite			
Grab			

d. Indicate where the sample was taken in relation to disinfection. (Check all that apply for each.)

Before disinfection			
After disinfection			
After dechlorination			

FACILITY NAME AND PERMIT NUMBER:

Freeman School District - WA-0045403

Test number: _____

Test number: _____

Test number: _____

e. Describe the point in the treatment process at which the sample was collected.

Sample was collected:

f. For each test, include whether the test was intended to assess chronic toxicity, acute toxicity, or both

Chronic toxicity

Acute toxicity

g. Provide the type of test performed.

Static

Static-renewal

Flow-through

h. Source of dilution water. If laboratory water, specify type; if receiving water, specify source.

Laboratory water

Receiving water

i. Type of dilution water. If salt water, specify "natural" or type of artificial sea salts or brine used.

Fresh water

Salt water

j. Give the percentage effluent used for all concentrations in the test series.

k. Parameters measured during the test. (State whether parameter meets test method specifications)

pH

Salinity

Temperature

Ammonia

Dissolved oxygen

l. Test Results.

Acute:

Percent survival in 100% effluent

%

%

%

LC₅₀

95% C.I.

%

%

%

Control percent survival

%

%

%

Other (describe)

FACILITY NAME AND PERMIT NUMBER:

Freeman School District - WA-0045403

Chronic:

NOEC	%	%	%
IC ₂₅	%	%	%
Control percent survival	%	%	%
Other (describe)			
m. Quality Control/Quality Assurance.			
Is reference toxicant data available?			
Was reference toxicant test within acceptable bounds?			
What date was reference toxicant test run (MM/DD/YYYY)?	/ /	/ /	/ /
Other (describe)			

E.3. Toxicity Reduction Evaluation. Is the treatment works involved in a Toxicity Reduction Evaluation?

☐ Yes ☐ No

If yes, describe: _____

E.4. Summary of Submitted Biomonitoring Test Information. If you have submitted biomonitoring test information, or information regarding the cause of toxicity, within the past four and one-half years, provide the dates the information was submitted to the permitting authority and a summary of the results.

Date submitted: ____/____/____ (MM/DD/YYYY)

Summary of results: (see instructions)

END OF PART E.

REFER TO THE APPLICATION OVERVIEW TO DETERMINE WHICH OTHER PARTS OF FORM 2A YOU MUST COMPLETE.

FACILITY NAME AND PERMIT NUMBER:

Freeman School District - WA-0045403

SUPPLEMENTAL APPLICATION INFORMATION

PART F. INDUSTRIAL USER DISCHARGES AND RCRA/CERCLA WASTES

All treatment works receiving discharges from significant industrial users or which receive RCRA, CERCLA, or other remedial wastes must complete part F.

GENERAL INFORMATION:

F.1. Pretreatment Program. Does the treatment works have, or is subject to, an approved pretreatment program?

☐ Yes ☐ No

F.2. Number of Significant Industrial Users (SIUs) and Categorical Industrial Users (CIUs). Provide the number of each of the following types of industrial users that discharge to the treatment works.

a. Number of non-categorical SIUs. _____

b. Number of CIUs. _____

SIGNIFICANT INDUSTRIAL USER INFORMATION::

Supply the following information for each SIU. If more than one SIU discharges to the treatment works, copy questions F.3 through F.8 and provide the information requested for each SIU.

F.3. Significant Industrial User Information. Provide the name and address of each SIU discharging to the treatment works. Submit additional pages as necessary.

Name: _____

Mailing Address: _____

F.4. Industrial Processes. Describe all the industrial processes that affect or contribute to the SIU's discharge.

F.5. Principal Product(s) and Raw Material(s). Describe all of the principal processes and raw materials that affect or contribute to the SIU's discharge.

Principal product(s): _____

Raw material(s): _____

F.6. Flow Rate.

a. Process wastewater flow rate. Indicate the average daily volume of process wastewater discharge into the collection system in gallons per day (gpd) and whether the discharge is continuous or intermittent.

_____ gpd (_____ continuous or _____ intermittent)

b. Non-process wastewater flow rate. Indicate the average daily volume of non-process wastewater flow discharged into the collection system in gallons per day (gpd) and whether the discharge is continuous or intermittent.

_____ gpd (_____ continuous or _____ intermittent)

F.7. Pretreatment Standards. Indicate whether the SIU is subject to the following:

a. Local limits ☐ Yes ☐ No

b. Categorical pretreatment standards ☐ Yes ☐ No

If subject to categorical pretreatment standards, which category and subcategory?

FACILITY NAME AND PERMIT NUMBER:

Freeman School District - WA-0045403

F.8. Problems at the Treatment Works Attributed to Waste Discharge by the SIU. Has the SIU caused or contributed to any problems (e.g., upsets, interference) at the treatment works in the past three years?

☐ Yes ☐ No

If yes, describe each episode.

RCRA HAZARDOUS WASTE RECEIVED BY TRUCK, RAIL, OR DEDICATED PIPELINE:

F.9. RCRA Waste. Does the treatment works receive or has it in the past three years received RCRA hazardous waste by truck, rail or dedicated pipe?

☐ Yes ☐ No (go to F.12)

F.10. Waste Transport. Method by which RCRA waste is received (check all that apply):

☐ Truck ☐ Rail ☐ Dedicated Pipe

F.11. Waste Description. Give EPA hazardous waste number and amount (volume or mass, specify units).

EPA Hazardous Waste Number

Amount

Units

CERCLA (SUPERFUND) WASTEWATER, RCRA REMEDIATION/CORRECTIVE ACTION WASTEWATER, AND OTHER REMEDIAL ACTIVITY WASTEWATER:

F.12. Remediation Waste. Does the treatment works currently (or has it been notified that it will) receive waste from remedial activities?

☐ Yes (complete F.13 through F.15.) ☐ No

F.13. Waste Origin. Describe the site and type of facility at which the CERCLA/RCRA/or other remedial waste originates (or is expected to originate in the next five years).

F.14. Pollutants. List the hazardous constituents that are received (or are expected to be received). Include data on volume and concentration, if known. (Attach additional sheets if necessary.)

F.15. Waste Treatment.

a. Is this waste treated (or will be treated) prior to entering the treatment works?

☐ Yes ☐ No

If yes, describe the treatment (provide information about the removal efficiency):

b. Is the discharge (or will the discharge be) continuous or intermittent?

☐ Continuous

☐ Intermittent

If intermittent, describe discharge schedule.

END OF PART F.

REFER TO THE APPLICATION OVERVIEW TO DETERMINE WHICH OTHER PARTS OF FORM 2A YOU MUST COMPLETE

FACILITY NAME AND PERMIT NUMBER:

SUPPLEMENTAL APPLICATION INFORMATION

PART G. COMBINED SEWER SYSTEMS

If the treatment works has a combined sewer system, complete Part G.

G.1. System Map. Provide a map indicating the following: (may be included with Basic Application Information)

- All CSO discharge points.
- Sensitive use areas potentially affected by CSOs (e.g., beaches, drinking water supplies, shellfish beds, sensitive aquatic ecosystems, and outstanding natural resource waters).
- Waters that support threatened and endangered species potentially affected by CSOs.

G.2. System Diagram. Provide a diagram, either in the map provided in G.1 or on a separate drawing, of the combined sewer collection system that includes the following information.

- Location of major sewer trunk lines, both combined and separate sanitary.
- Locations of points where separate sanitary sewers feed into the combined sewer system.
- Locations of in-line and off-line storage structures.
- Locations of flow-regulating devices.
- Locations of pump stations.

CSO OUTFALLS:

Complete questions G.3 through G.6 once for each CSO discharge point.

G.3. Description of Outfall.

- Outfall number _____
- Location _____
(city or town, if applicable) (Zip Code) _____
(County) (State) _____
(Latitude) (Longitude) _____
- Distance from shore (if applicable) _____ ft.
- Depth below surface (if applicable) _____ ft.
- Which of the following were monitored during the last year for this CSO?
☐ Rainfall ☐ CSO pollutant concentrations ☐ CSO frequency
☐ CSO flow volume ☐ Receiving water quality
- How many storm events were monitored during the last year? _____

G.4. CSO Events.

- Give the number of CSO events in the last year.
_____ events (☐ actual or ☐ approx.)
- Give the average duration per CSO event.
_____ hours (☐ actual or ☐ approx.)

FACILITY NAME AND PERMIT NUMBER:

Freeman School District - WA-0045403

- c. Give the average volume per CSO event.
_____ million gallons (☐ actual or ☐ approx.)
- d. Give the minimum rainfall that caused a CSO event in the last year
_____ Inches of rainfall

G.5. Description of Receiving Waters.

- a. Name of receiving water: _____
- b. Name of watershed/river/stream system: _____
United State Soil Conservation Service 14-digit watershed code (if known): _____
- c. Name of State Management/River Basin: _____
United States Geological Survey 8-digit hydrologic cataloging unit code (if known): _____

G.6. CSO Operations.

Describe any known water quality impacts on the receiving water caused by this CSO (e.g., permanent or intermittent beach closings, permanent or intermittent shell fish bed closings, fish kills, fish advisories, other recreational loss, or violation of any applicable State water quality standard).

END OF PART G.

**REFER TO THE APPLICATION OVERVIEW TO DETERMINE WHICH OTHER PARTS OF FORM
2A YOU MUST COMPLETE.**

Additional information, if provided, will appear on the following pages.

ATTACHMENT A

EFFLUENT CHARACTERIZATION FOR PERMIT APPLICATION

This attachment is used in conjunction with Section V, Parts A, B, and C of EPA Application Form 2C, and Parts A.12, B.6, and D of EPA application Form 2A. It specifies effluent characterization requirements of the Department of Ecology and analytical procedure and detection and quantitation levels for some parameters. For new permit applications, analyze your wastewater for all parameters required by the application and any additional pollutants or groups of pollutants with an X in the left column. Existing Permittees should compile the data from the last year's data for parameters routinely measured. If you are a primary industry category with effluent guidelines you may have some mandatory testing requirements (see Table 2C-2 Form 2C). If you are a municipal POTW, EPA has identified mandatory testing requirements, which depend upon the design flow (see EPA Form 2A).

Ecology added this attachment to the application in order to reduce the number of analytical "non-detects" in required monitoring and to measure effluent concentrations near or below criteria values where possible at a reasonable cost. The applicant must use the specified analytical methods, detection limits (DLs) and quantitation levels (QLs) in the following table for application required monitoring unless:

- Another permit condition specifies other methods, detection levels, or quantitation levels.
- The method used produces measurable results in the sample and EPA has listed it as an EPA-approved method in 40 CFR Part 136.

If the applicant uses an alternative method, as allowed above, it must report the test method, DL, and QL in the application. If the applicant is unable to obtain the required DL and QL in its effluent due to matrix effects, the applicant must submit a matrix-specific detection limit (MDL) and a quantitation limit (QL) to Ecology with appropriate laboratory documentation.

	Form 2C Ref. #	Pollutant & CAS No. (if available)	Recommended Analytical Protocol	Detection (DL) ¹ µg/L unless specified	Quantitation Level (QL) ² µg/L unless specified
10		Conventional (Part A)			
	a.	Biochemical Oxygen Demand	SM5210-B		2 mg/L
		Soluble Biochemical Oxygen Demand	SM5210-B ³		2 mg/L
	b.	Chemical Oxygen Demand	SM5220-D		10 mg/L
	c.	Total Organic Carbon	SM5310-B/C/D		1 mg/L
	d.	Total Suspended Solids	SM2540-D		5 mg/L
	e.	Total Ammonia (as N)	SM4500-NH3-B and C/D/E/G/H		20
	f.	Flow	Calibrated device		
		Dissolved oxygen	SM4500-OC/OG		0.2 mg/L
		Temperature (max. 7-day avg.)	Analog recorder or Use micro-recording devices known as thermistors		0.2° C
	i.	pH	SM4500-H ⁺ B	N/A	N/A
10		Nonconventional (Part B)			
		Total Alkalinity	SM2320-B		5 mg/L as CaCO ₃
	b.	Chlorine, Total Residual	SM4500 Cl G		50.0
	c.	Color	SM2120 B/C/E		10 color units
	d.	Fecal Coliform	SM 9221E,9222	N/A	Specified in method - sample aliquot

	Form 2C Ref. #	Pollutant & CAS No. (if available)	Recommended Analytical Protocol	Detection (DL) ¹ µg/L unless specified	Quantitation Level (QL) ² µg/L unless specified
					dependent
	e.	Fluoride (16984-48-8)	SM4500-F E	25	100
	f.	Nitrate + Nitrite Nitrogen (as N)	SM4500-NO3- E/F/H		100
	g.	Nitrogen, Total Kjeldahl (as N)	SM4500-N _{org} B/C and SM4500NH ₃ - B/C/D/EF/G/H		300
		Soluble Reactive Phosphorus (as P)	SM4500- PE/PF	3	10
	i.	Phosphorus, Total (as P)	SM 4500 PB followed by SM4500-PE/PF	3	10
	h.	Oil and Grease (HEM) (Hexane Extractable Material)	1664 A or B	1,400	5,000
		Salinity	SM2520-B		3 practical salinity units or scale (PSU or PSS)
		Settleable Solids	SM2540 -F		500 (or 1.0 mL/L)
	k.	Sulfate (as mg/L SO ₄)	SM4110-B		0.2 mg/L
	l.	Sulfide (as mg/L S)	SM4500- S ² F/D/E/G		0.2 mg/L
	m.	Sulfite (as mg/L SO ₃)	SM4500-SO3B		2 mg/L
		Total Coliform	SM 9221B, 9222B, 9223B	N/A	Specified in method - sample aliquot dependent
		Total dissolved solids	SM2540 C		20 mg/L
		Total Hardness	SM2340B		200 as CaCO ₃
	o.	Aluminum, Total (7429-90-5)	200.8	2.0	10
	p.	Barium Total (7440-39-3)	200.8	0.5	2.0
		BTEX (benzene +toluene + ethylbenzene + m,o,p xylenes)	EPA SW 846 8021/8260	1	2
	q.	Boron Total (7440-42-8)	200.8	2.0	10.0
	r.	Cobalt, Total (7440-48-4)	200.8	0.05	0.25
	s.	Iron, Total (7439-89-6)	200.7	12.5	50
	t.	Magnesium, Total (7439-95-4)	200.7	10	50
	u.	Molybdenum, Total (7439-98-7)	200.8	0.1	0.5
	v.	Manganese, Total (7439-96-5)	200.8	0.1	0.5
		NWTPH Dx ⁴	Ecology NWTPH Dx	250	250
		NWTPH Gx ⁵	Ecology NWTPH Gx	250	250
	w.	Tin, Total (7440-31-5)	200.8	0.3	1.5
	x.	Titanium, Total (7440-32-6)	200.8	0.5	2.5
10		Metals, Cyanide and Total Phenols (Part C)			
	1M.	Antimony, Total (7440-36-0)	200.8	0.3	1.0

	Form 2C Ref. #	Pollutant & CAS No. (if available)	Recommended Analytical Protocol	Detection (DL) ¹ µg/L unless specified	Quantitation Level (QL) ² µg/L unless specified
	2M.	Arsenic, Total (7440-38-2)	200.8	0.1	0.5
	3M.	Beryllium, Total (7440-41-7)	200.8	0.1	0.5
	4M.	Cadmium, Total (7440-43-9)	200.8	0.05	0.25
		Chromium (hex) dissolved (18540-29-9)	SM3500-Cr EC	0.3	1.2
	5M.	Chromium, Total (7440-47-3)	200.8	0.2	1.0
	6M.	Copper, Total (7440-50-8)	200.8	0.4	2.0
	7M.	Lead, Total (7439-92-1)	200.8	0.1	0.5
	8M.	Mercury, Total (7439-97-6)	1631E	0.0002	0.0005
	9M.	Nickel, Total (7440-02-0)	200.8	0.1	0.5
	10M.	Selenium, Total (7782-49-2)	200.8	1.0	1.0
	11M.	Silver, Total (7440-22-4)	200.8	0.04	0.2
	12M.	Thallium, Total (7440-28-0)	200.8	0.09	0.36
	13M.	Zinc, Total (7440-66-6)	200.8	0.5	2.5
	14M.	Cyanide, Total (57-12-5)	335.4	5	10
		Cyanide, Weak Acid Dissociable	SM4500-CN I	5	10
		Cyanide, Free Amenable to Chlorination (Available Cyanide)	SM4500-CN G	5	10
	15M.	Phenols, Total	EPA 420.1		50
10		Acid Compounds			
	1A.	2-Chlorophenol (95-57-8)	625	1.0	2.0
	2A.	2,4-Dichlorophenol (120-83-2)	625	0.5	1.0
	3A.	2,4-Dimethylphenol (105-67-9)	625	0.5	1.0
	4A.	4,6-dinitro-o-cresol (534-52-1) (2-methyl-4,6,-dinitrophenol)	625/1625B	1.0	2.0
	5A.	2,4 dinitrophenol (51-28-5)	625	1.0	2.0
	6A.	2-Nitrophenol (88-75-5)	625	0.5	1.0
	7A.	4-nitrophenol (100-02-7)	625	0.5	1.0
	8A.	Parachlorometa cresol (59-50-7) (4-chloro-3-methylphenol)	625	1.0	2.0
	9A.	Pentachlorophenol (87-86-5)	625	0.5	1.0
	10A.	Phenol (108-95-2)	625	2.0	4.0
	11A.	2,4,6-Trichlorophenol (88-06-2)	625	2.0	4.0
10		Volatile Compounds			
	1V.	Acrolein (107-02-8)	624	5	10
	2V.	Acrylonitrile (107-13-1)	624	1.0	2.0
	3V.	Benzene (71-43-2)	624	1.0	2.0
	5V.	Bromoform (75-25-2)	624	1.0	2.0
	6V.	Carbon tetrachloride (56-23-5)	624/601 or SM6230B	1.0	2.0
	7V.	Chlorobenzene (108-90-7)	624	1.0	2.0
	9V.	Chloroethane (75-00-3)	624/601	1.0	2.0

	Form 2C Ref. #	Pollutant & CAS No. (if available)	Recommended Analytical Protocol	Detection (DL) ¹ µg/L unless specified	Quantitation Level (QL) ² µg/L unless specified
	10V.	2-Chloroethylvinyl Ether (110-75-8)	624	1.0	2.0
	11V.	Chloroform (67-66-3)	624 or SM6210B	1.0	2.0
	8V.	Dibromochloromethane (124-48-1)	624	1.0	2.0
	20B.	1,2-Dichlorobenzene (95-50-1)	624	1.9	7.6
	21B.	1,3-Dichlorobenzene (541-73-1)	624	1.9	7.6
	22B.	1,4-Dichlorobenzene (106-46-7)	624	4.4	17.6
	12V.	Dichlorobromomethane (75-27-4)	624	1.0	2.0
	14V.	1,1-Dichloroethane (75-34-3)	624	1.0	2.0
	15V.	1,2-Dichloroethane (107-06-2)	624	1.0	2.0
	16V.	1,1-Dichloroethylene (75-35-4)	624	1.0	2.0
	17V.	1,2-Dichloropropane (78-87-5)	624	1.0	2.0
	18V.	1,3-dichloropropene (mixed isomers) (1,2- dichloropropylene) (542-75-6) ⁶	624	1.0	2.0
	19V.	Ethylbenzene (100-41-4)	624	1.0	2.0
	20V.	Methyl bromide (74-83-9) (Bromomethane)	624/601	5.0	10.0
	21V.	Methyl chloride (74-87-3) (Chloromethane)	624	1.0	2.0
	22V.	Methylene chloride (75-09-2)	624	5.0	10.0
	23V.	1,1,2,2-Tetrachloroethane (79-34-5)	624	1.9	2.0
	24V.	Tetrachloroethylene (127-18-4)	624	1.0	2.0
	25V.	Toluene (108-88-3)	624	1.0	2.0
	26V.	1,2-Trans-Dichloroethylene (156-60-5) (Ethylene dichloride)	624	1.0	2.0
	27V.	1,1,1-Trichloroethane (71-55-6)	624	1.0	2.0
	28V.	1,1,2-Trichloroethane (79-00-5)	624	1.0	2.0
	29V.	Trichloroethylene (79-01-6)	624	1.0	2.0
	31V.	Vinyl chloride (75-01-4)	624/SM6200B	1.0	2.0
10		Base/Neutral Compounds (compounds in bold are Ecology PBTs)			
	1B.	Acenaphthene (83-32-9)	625	0.2	0.4
	2B.	Acenaphthylene (208-96-8)	625	0.3	0.6
	3B.	Anthracene (120-12-7)	625	0.3	0.6
	4B.	Benzidine (92-87-5)	625	12	24
	15B.	Benzyl butyl phthalate (85-68-7)	625	0.3	0.6
	5B.	Benzo(a)anthracene (56-55-3)	625	0.3	0.6
	7B.	Benzo(b)fluoranthene (3,4-benzofluoranthene) (205-99-2) ⁷	610/625	0.8	1.6
		Benzo(j)fluoranthene (205-82-3) ⁷	625	0.5	1.0
	9B.	Benzo(k)fluoranthene (11,12-benzofluoranthene) (207-08-9) ⁷	610/625	0.8	1.6

	Form 2C Ref. #	Pollutant & CAS No. (if available)	Recommended Analytical Protocol	Detection (DL) ¹ µg/L unless specified	Quantitation Level (QL) ² µg/L unless specified
		Benzo(r,s,t)pentaphene (189-55-9)	625	0.5	1.0
	6B.	Benzo(a)pyrene (50-32-8)	610/625	0.5	1.0
	8B.	Benzo(ghi)Perylene (191-24-2)	610/625	0.5	1.0
	10B.	Bis(2-chloroethoxy)methane (111-91-1)	625	5.3	21.2
	11B.	Bis(2-chloroethyl)ether (111-44-4)	611/625	0.3	1.0
	12B.	Bis(2-chloroisopropyl)ether (39638-32-9)	625	0.3	0.6
	13B.	Bis(2-ethylhexyl)phthalate (117-81-7)	625	0.1	0.5
	14B.	4-Bromophenyl phenyl ether (101-55-3)	625	0.2	0.4
	16B.	2-Chloronaphthalene (91-58-7)	625	0.3	0.6
	17B.	4-Chlorophenyl phenyl ether (7005-72-3)	625	0.3	0.5
	18B.	Chrysene (218-01-9)	610/625	0.3	0.6
		Dibenzo (a,h)acridine (226-36-8)	610M/625M	2.5	10.0
		Dibenzo (a,j)acridine (224-42-0)	610M/625M	2.5	10.0
	19B.	Dibenzo(a-h)anthracene (53-70-3)(1,2,5,6-dibenzanthracene)	625	0.8	1.6
		Dibenzo(a,e)pyrene (192-65-4)	610M/625M	2.5	10.0
		Dibenzo(a,h)pyrene (189-64-0)	625M	2.5	10.0
	23B.	3,3-Dichlorobenzidine (91-94-1)	605/625	0.5	1.0
	24B.	Diethyl phthalate (84-66-2)	625	1.9	7.6
	25B.	Dimethyl phthalate (131-11-3)	625	1.6	6.4
	26B.	Di-n-butyl phthalate (84-74-2)	625	0.5	1.0
	27B.	2,4-dinitrotoluene (121-14-2)	609/625	0.2	0.4
	28B.	2,6-dinitrotoluene (606-20-2)	609/625	0.2	0.4
	29B.	Di-n-octyl phthalate (117-84-0)	625	0.3	0.6
	30B.	1,2-Diphenylhydrazine (as Azobenzene) (122-66-7)	1625B	5.0	20
	31B.	Fluoranthene (206-44-0)	625	0.3	0.6
	32B.	Fluorene (86-73-7)	625	0.3	0.6
	33B.	Hexachlorobenzene (118-74-1)	612/625	0.3	0.6
	34B.	Hexachlorobutadiene (87-68-3)	625	0.5	1.0
	35B.	Hexachlorocyclopentadiene (77-47-4)	1625B/625	0.5	1.0
	36B.	Hexachloroethane (67-72-1)	625	0.5	1.0
	37B.	Indeno(1,2,3-cd)Pyrene (193-39-5)	610/625	0.5	1.0
	38B.	Isophorone (78-59-1)	625	0.5	1.0
		3-Methyl cholanthrene (56-49-5)	625	2.0	8.0
	39B.	Naphthalene (91-20-3)	625	0.3	0.6
	40B.	Nitrobenzene (98-95-3)	625	0.5	1.0

	Form 2C Ref. #	Pollutant & CAS No. (if available)	Recommended Analytical Protocol	Detection (DL)¹ µg/L unless specified	Quantitation Level (QL)² µg/L unless specified
	41B.	N-Nitrosodimethylamine (62-75-9)	607/625	2.0	4.0
	42B.	N-Nitrosodi-n-propylamine (621-64-7)	607/625	0.5	1.0
	43B.	N-Nitrosodiphenylamine (86-30-6)	625	0.5	1.0
		Perylene (198-55-0)	625	1.9	7.6
	44B.	Phenanthrene (85-01-8)	625	0.3	0.6
	45B.	Pyrene (129-00-0)	625	0.3	0.6
	46B.	1,2,4-Trichlorobenzene (120-82-1)	625	0.3	0.6
10		Dioxin			
		2,3,7,8-Tetra-Chlorodibenzo-P-Dioxin (176-40-16) (2,3,7,8 TCDD)	1613B	1.3 pg/L	5 pg/L
10		Pesticides/PCBs			
	1P.	Aldrin (309-00-2)	608	0.025	0.05
	2P.	alpha-BHC (319-84-6)	608	0.025	0.05
	3P.	beta-BHC (319-85-7)	608	0.025	0.05
	4P.	gamma-BHC (58-89-9)	608	0.025	0.05
	5P.	delta-BHC (319-86-8)	608	0.025	0.05
	6P.	Chlordane (57-74-9) ⁸	608	0.025	0.05
	7P.	4,4'-DDT (50-29-3)	608	0.025	0.05
	8P.	4,4'-DDE (72-55-9)	608	0.025	0.0510
	9P.	4,4' DDD (72-54-8)	608	0.025	0.05
	10P.	Dieldrin (60-57-1)	608	0.025	0.05
	11P.	alpha-Endosulfan (959-98-8)	608	0.025	0.05
	12P.	beta-Endosulfan (33213-65-9)	608	0.025	0.05
	13P.	Endosulfan Sulfate (1031-07-8)	608	0.025	0.05
	14P.	Endrin (72-20-8)	608	0.025	0.05
	15P.	Endrin Aldehyde (7421-93-4)	608	0.025	0.05
	16P.	Heptachlor (76-44-8)	608	0.025	0.05
	17P.	Heptachlor Epoxide (1024-57-3)	608	0.025	0.05
	18P.	PCB-1242 (53469-21-9) ⁹	608	0.25	0.5
	19P.	PCB-1254 (11097-69-1)	608	0.25	0.5
	20P.	PCB-1221 (11104-28-2)	608	0.25	0.5
	21P.	PCB-1232 (11141-16-5)	608	0.25	0.5
	22P.	PCB-1248 (12672-29-6)	608	0.25	0.5
	23P.	PCB-1260 (11096-82-5)	608	0.13	0.5
	24P.	PCB-1016 (12674-11-2) ⁹	608	0.13	0.5
	25P.	Toxaphene (8001-35-2)	608	0.24	0.5

1. Detection level (DL) or detection limit means the minimum concentration of an analyte (substance) that can be measured and reported with a 99% confidence that the analyte concentration is greater than zero as determined by the procedure given in 40 CFR part 136, Appendix B.
2. Quantitation Level (QL) also known as Minimum Level of Quantitation (ML) – The lowest level at which the entire analytical system must give a recognizable signal and acceptable calibration point for the analyte. It is equivalent to the concentration of the lowest calibration standard, assuming that the lab has used all method-specified sample weights, volumes, and cleanup procedures. The QL is calculated by multiplying the MDL by 3.18 and rounding the result to the number nearest to $(1, 2, \text{ or } 5) \times 10^n$, where n is an integer. (64 FR 30417).
ALSO GIVEN AS:
The smallest detectable concentration of analyte greater than the Detection Limit (DL) where the accuracy (precision & bias) achieves the objectives of the intended purpose. (Report of the Federal Advisory Committee on Detection and Quantitation Approaches and Uses in Clean Water Act Programs Submitted to the US Environmental Protection Agency December 2007).
3. Soluble Biochemical Oxygen Demand method note: First, filter the sample through a Millipore Nylon filter (or equivalent) - pore size of 0.45-0.50 um (prep all filters by filtering 250 ml of laboratory grade deionized water through the filter and discard). Then, analyze sample as per method 5210-B.
4. NWTPH Dx - Northwest Total Petroleum Hydrocarbons Diesel Extended Range – see <http://www.ecy.wa.gov/biblio/97602.html>
5. NWTPH Gx - Northwest Total Petroleum Hydrocarbons Gasoline Extended Range – see <http://www.ecy.wa.gov/biblio/97602.html>
6. 1, 3-dichloropropylene (mixed isomers) You may report this parameter as two separate parameters: cis-1, 3-dichloropropene (10061-01-5) and trans-1, 3-dichloropropene (10061-02-6).
7. Total Benzofluoranthenes - Because Benzo(b)fluoranthene, Benzo(j)fluoranthene and Benzo(k)fluoranthene co-elute you may report these three isomers as total benzofluoranthenes.
8. Chlordane – You may report alpha-chlordane (5103-71-9) and gamma-chlordane (5103-74-2) in place of chlordane (57-74-9). If you report alpha and gamma-chlordane, the DL/PQLs that apply are 0.025/0.050.
9. PCB 1016 & PCB 1242 – You may report these two PCB compounds as one parameter called PCB 1016/1242.
10. An X placed in this box means you must analyze for all pollutants in the group. This may be in addition to NPDES application requirements.

If you need this document in a format for the visually impaired, call the Water Quality Program at 360-407-6600. Persons with hearing loss can call 711 for Washington Relay Service. Persons with a speech disability can call 877-833-6341.

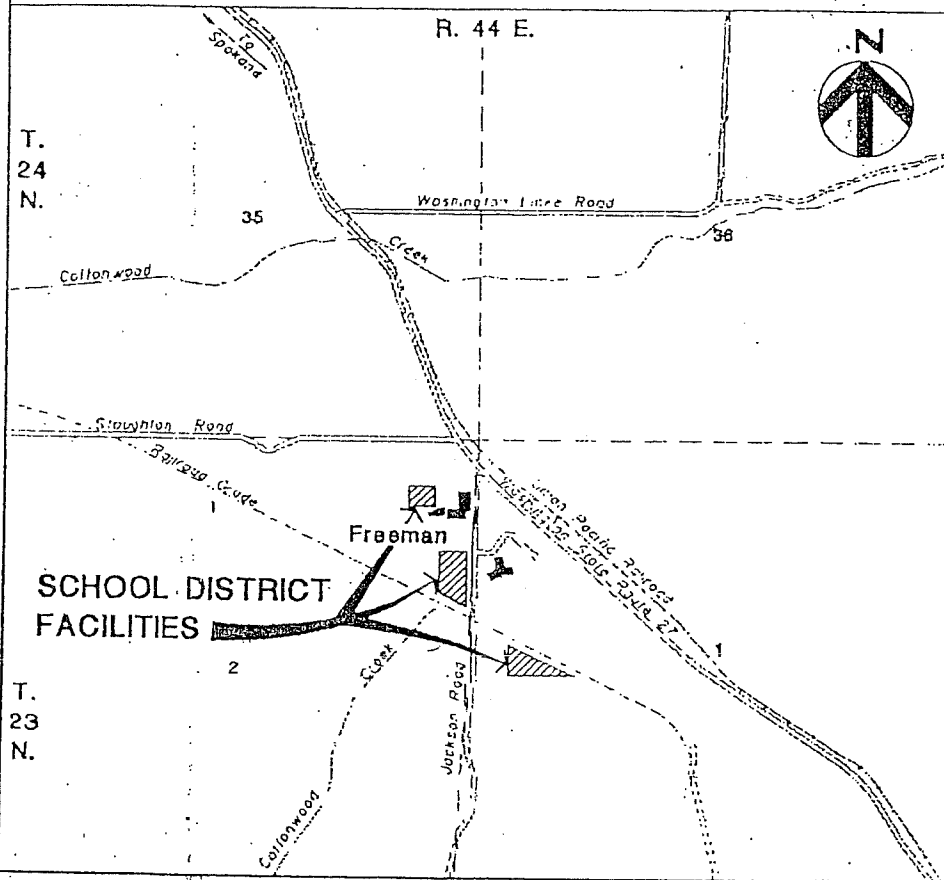
Consulting Scientists & Engineers

104 S. Freye, Suite 211A

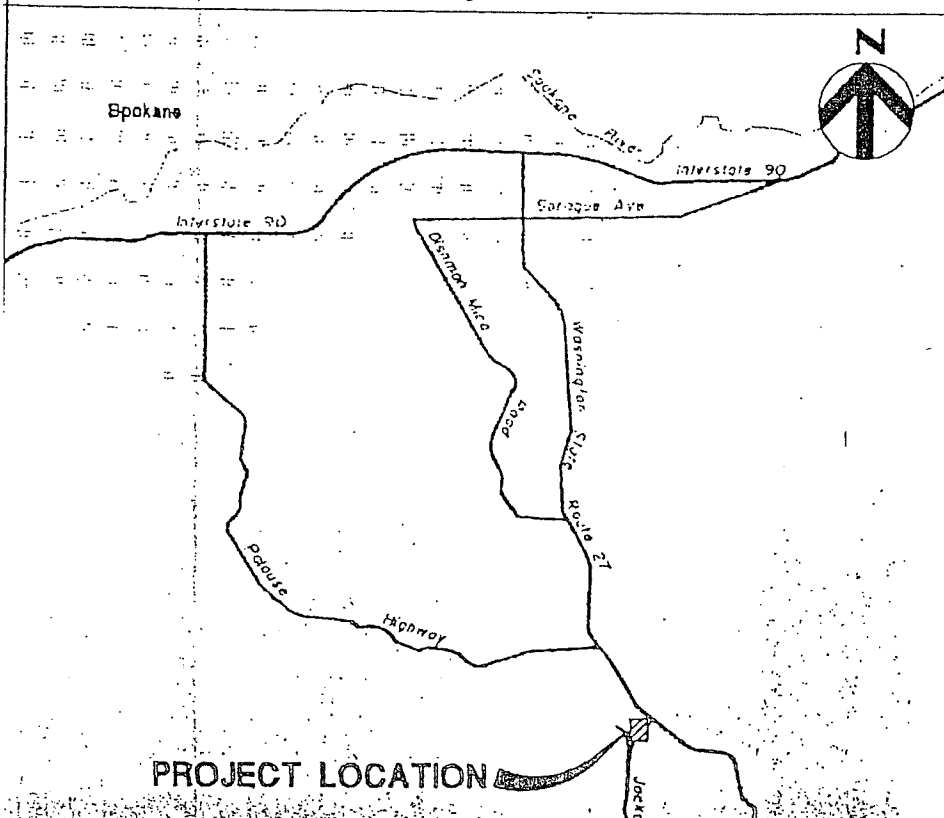
Spokane WA. 99202

509-536-9246

Vicinity Map

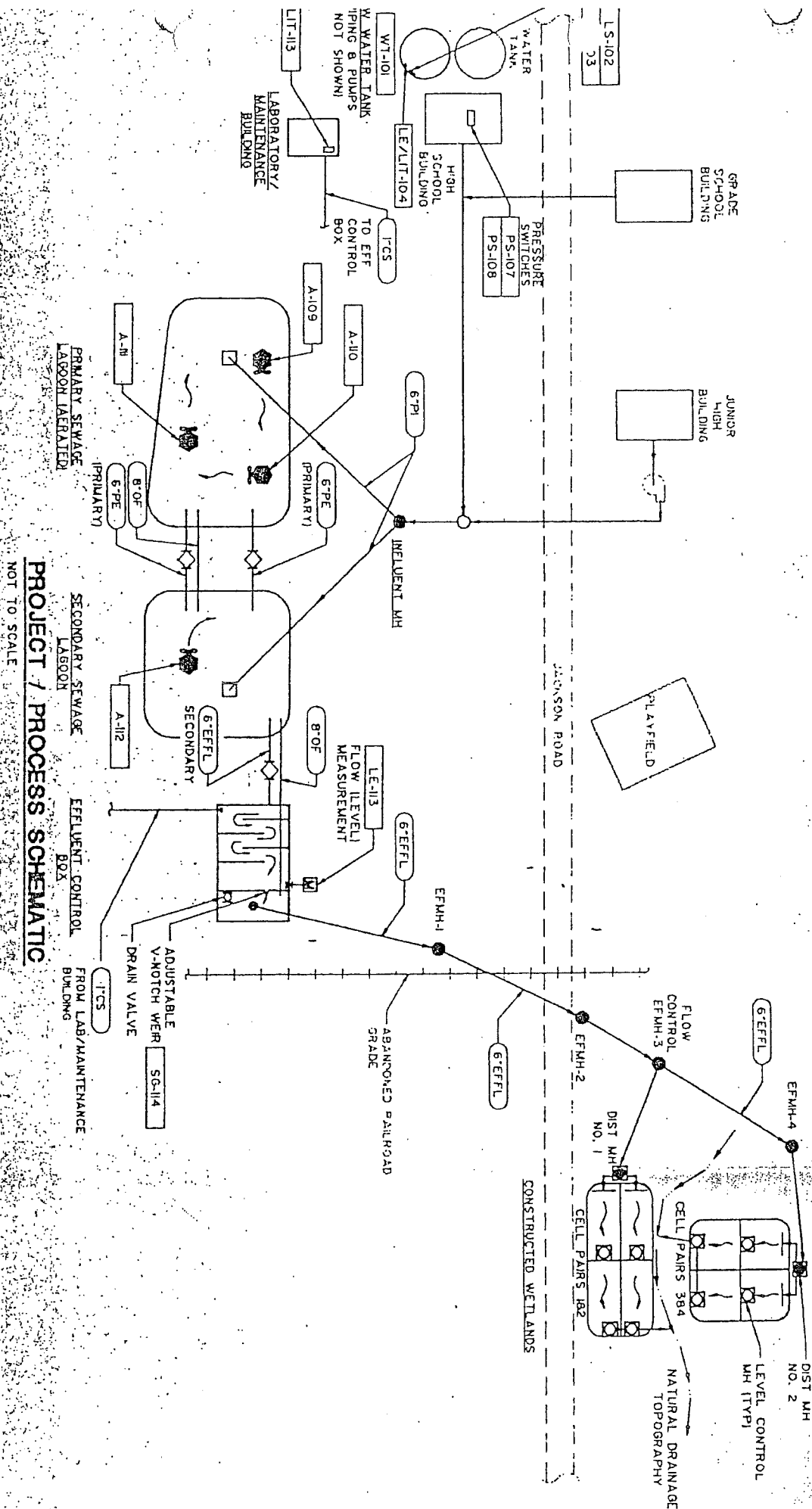


Location Map



HYDRAULIC PROFILE

NOT TO SCALE
WS ELEVATIONS SHOWN FOR PEAK HOUR
FLOW AT DESIGN CONDITION



PROJECT / PROCESS SCHEMATIC

NOT TO SCALE

