

Issuance Date: July 20, 2016
Effective Date: September 1, 2016
Expiration Date: August 31, 2021

Modified Issuance Date: May 9, 2019
Modified Effective Date: July 1, 2019


FRESH FRUIT PACKING GENERAL PERMIT

A National Pollutant Discharge Elimination System (NPDES) and State Waste Discharge
General Permit for the Fresh Fruit Packing Industry in the State of Washington

State of Washington
Department of Ecology
Olympia, Washington 98504-7600

In compliance with the provisions of
The State of Washington Water Pollution Control Law
Chapter 90.48 Revised Code of Washington
and
The Federal Water Pollution Control Act
(The Clean Water Act)
Title 33 United States Code, Section 1251 et seq.

Until this permit expires, is modified or revoked, Permittees that have properly obtained
coverage under this general permit are authorized to discharge in accordance with the
special and general conditions which follow.



Heather R. Bartlett
Water Quality Program Manager
Washington State Department of Ecology

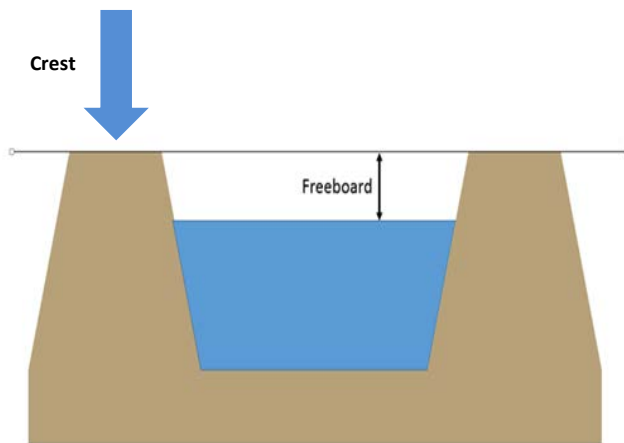
This page intentionally left blank

COMMON ACRONYMS USED IN THIS PERMIT

AKART---All known, available and reasonable methods of prevention, control and treatment
ADMR---Annual Discharge Monitoring Report; submitted annually for the previous calendar year
BOD or BOD₅---Biochemical Oxygen Demand (subscript 5 indicates the length of incubation period, at 20 degrees Celsius, in days)
BMP---Best Management Practices
CFR---Code of Federal Regulations
DMR---Discharge Monitoring Report
ECF---Environmental Compliance Plan
EPA---Environmental Protection Agency
FCWA---Federal Clean Water Act
g/d---Gallons per Day
HDPE---High density polyethylene
ISWGP---Industrial Stormwater General Permit
Geomembrane---Generic term for a lagoon or holding tank liner
MDL---Method Detection Level
MGD---Million Gallons per Day
µg/L---micrograms per liter
mg/L---milligrams per liter
MDMR---Monthly Discharge Monitoring Report; submitted monthly for the previous month discharges
NCCW---Non-Contact Cooling Water
NOI---Notice of Intent (to discharge); or also known as an application for coverage
NPDES---National Pollutant Discharge Elimination System
NTU---Nephelometric Turbidity Units
O & M---Operation and Maintenance
PAA---Peracetic Acid
PARIS---Permit and Reporting Information System
POTW---Publicly Owned Treatment Works
QL---Quantitation Level
RCW---Revised Code of Washington
RMP---Road Management Plan
SEPA---State Environmental Protection Act
SM---Standard Methods
SPP---Spill Prevention Plan
SWMP---Solid Waste Management Plan
SWPPP---Stormwater Pollution Prevention Plan
TDM---Treatment or Disposal Method
TDS---Total Dissolved Solids
TMDL---Total Maximum Daily Load
TSS---Total Suspended Solids
UV---Ultra Violet
WAC---Washington Administrative Code
WET---Whole Effluent Toxicity
WLA---Wasteload Allocation

MEASURING DESCRIPTIONS TO ASSIST IN FULFILLING PERMIT REQUIREMENTS

FREEBOARD---The vertical distance from the storage level of a lagoon to the lowest point on the lagoon ***crest***.



SET-BACK MEASUREMENTS---Measured from the top of bank, back to the point of discharge and/or crest of lagoon.

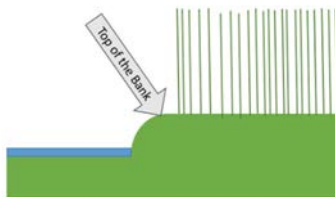


TABLE OF CONTENTS

COMMON ACRONYMS USED IN THIS PERMIT	3
MEASURING DESCRIPTIONS TO ASSIST IN FULFILLING PERMIT REQUIREMENTS	4
SUMMARY OF SUBMITTALS, REPORTS AND PLANS	9
SPECIAL CONDITIONS	12
S1. CRITERIA FOR PERMIT COVERAGE.....	12
A. Types of Facilities Covered.....	12
B. Geographical Area Covered.....	12
S2. APPLICATION FOR PERMIT COVERAGE & MODIFICATION OF PERMIT COVERAGE	13
A. Who Must Apply for Permit Coverage.....	13
B. How to Apply for Permit Coverage.....	13
C. When Permit Coverage is Effective	14
D. Modification of Permit Coverage	15
E. Unpermitted TDMs and Discharges	16
S3. SELECTION OF TREATMENT/DISPOSAL METHODS (TDMs)	16
S4. WHEN TDMs MUST BE OPERATIONAL	22
S5. TDMs – DEFINITIONS, EFFLUENT LIMITS, MONITORING & BEST MANAGEMENT PRACTICES (BMPs).....	23
A. TDM 1 – Lined Lagoons	23
1. Definition of Lined Evaporative Lagoons (Lined Lagoons)	23
2. Best Management Practices and Other Requirements for Lined Lagoons	23
3. Alternatives to Geomembrane Lined Lagoons.....	25
B. TDM 2 – Dust Abatement.....	25
1. Definition of Dust Abatement	25
2. BMPs & Other Requirements for Dust Abatement Discharges	26
3. Sampling Requirements	29
C. TDM 3 – Land Application	31
1. Definition of Land Application.....	31
2. BMPs & Other Requirements for Land Application Discharges.....	32
3. Sampling Requirements.....	35
D. TDM 4 – Publicly Owned Treatment Works (POTWs)	37
1. Definition of a POTW	37
2. Compliance with More Stringent Conditions Imposed by a POTW	37
3. Written Certification Required for Discharges to a POTW	37
4. Best Management Practices (BMPs) and Other Requirements for Discharges to a POTW ..	38
5. Sampling Requirements	38
E. TDM 5 – Percolation System	39
1. Definition of a Percolation System	39
2. Best Management Practices (BMPs) for Discharges to Percolation Systems.....	40
3. Sampling Requirements.....	41
F. TDM 6 – Surface Water	42
1. Definition of Surface Waters	42
2. Allowed Discharges to Surface Waters.....	42

3. Monthly Discharge Monitoring Reports (DMRs)	43
4. Best Management Practices (BMPs) and Other Requirements for Discharges to Surface Waters	43
5. Mixing Zones	45
6. Total Maximum Daily Load (TMDL) Requirements	45
7. Whole Effluent Toxicity (WET) Testing	45
S6. STORMWATER	46
S7. REPORTING AND RECORDKEEPING REQUIREMENTS	47
A. Reporting	47
B. Recordkeeping	49
C. Request for reduction in monitoring	50
D. Public Access to Plans	50
S8. FLOW MEASUREMENT & FIELD MEASUREMENT DEVICES	51
S9. SAMPLING AND ANALYTICAL PROCEDURES	51
S10. LABORATORY ACCREDITATION	52
S11. ENVIRONMENTAL COMPLIANCE PLAN	53
S12. HAULED DISCHARGES	54
S13. MID PERMIT CYCLE APPROVAL FOR THE CONDITIONAL USE OF PRODUCTS/CHEMICALS NOT ALLOWED FOR USE IN THIS GENERAL PERMIT	55
GENERAL CONDITIONS	57
G1. Discharge Violations	57
G2. Signatory Requirements	57
G3. Termination of Individual Permits upon Issuance of General Permit Coverage	58
G4. Requests to be Excluded from Coverage under a General Permit	58
G5. Termination of General Permit Coverage upon Issuance of an Individual Permit	58
G6. Property Rights	58
G7. Payment of Fees	58
G8. Severability	59
G9. Right of Inspection and Entry	59
G10. Duty to Reapply	59
G11. Duty to Provide Information	59
G12. Additional Monitoring	60
G13. Reporting Other Information	60

G14. Plan Review Required.....	60
G15. General Permit Modification and Revocation	60
G16. Reporting a Cause for Modification of Coverage	60
G17. Permit Coverage Revoked.....	61
G18. Permit Transfer.....	62
G19. Duty to Comply.....	62
G20. Discharges from Activities Not Covered by the General Permit.....	62
G21. Reduced Production for Compliance	62
G22. Other Requirements of 40 CFR	62
G23. Compliance with Other Laws and Statutes	63
G24. Proper Operation and Maintenance.....	63
G25. Response to Significant Violations	63
G26. Toxic Pollutants	63
G27. Removed Substances	63
G28. Upset	64
G29. Enforcement	64
G30. Penalties for Tampering	64
G31. Penalties for Violating Permit Conditions.....	65
G32. Appeals	65
APPENDIX A—Recommended Analytical Methods.....	66
APPENDIX B—Total Maximum Daily Load (TMDL) Requirements	68
APPENDIX C—Glossary	70

List of Tables

Table 1 – Items to be Submitted to Ecology	9
Table 2 – Non-Submittal Items (items to be kept on- site for use by the facility and available for inspection by Ecology)	11
Table 3 – Selection of Treatment/Disposal Methods (TDMs) and Allowed Discharges for Each TDM	18
Table 4 – Chemical Additive Maximum Use Rates	22
Table 5 – Effluent Limits & Monitoring of Discharges to Lined Lagoons	23
Table 6 – Minimum Setback Distances (feet) for Lined Lagoons	25
Table 8 – Minimum Setback Distances (Feet) for Dust Abatement Discharge Sites.....	28
Table 9 – Required Soil & Groundwater Monitoring For Discharges with Lignosulfonate	28
Table 10 – Application/Discharge Rates & Frequencies for Dust Abatement Discharges	29
Table 11 – Effluent Limits & Monitoring for All Discharges to Dust Abatement	30
Table 12 – Cherry Packing Wastewater Discharges to Dust Abatement – Effluent Limits & Monitoring1	31
Table 13 – Minimum Setback Distances (Feet) for Land Application Discharge Sites ..	34
Table 14 – Application/Discharge Rates & Frequencies for Land Application Discharges	34
Table 15 – Effluent Limits & Monitoring for Discharges to Land Application Sites	35
Table 16 – Cherry Packing Wastewater Discharges to Land Application – Effluent Limits & Monitoring1	36
Table 17 – Effluent Limits & Monitoring for Discharges to POTWs	38
Table 18 – Cherry Packing Wastewater Discharges to a POTW – Effluent Limits & Monitoring	39
Table 19 - Minimum Setback Distances (Feet) for Percolation Systems.....	41
Table 20 – Effluent Limits & Monitoring for Discharges to Percolation Systems	41
Table 21 – Cherry Packing Wastewater Discharges to a Percolation System – Effluent Limits & Monitoring.....	42
Table 22 – Effluent Limits & Monitoring for Discharges to Surface Waters1	44
Table 23 – WET Test Requirements	46

SUMMARY OF SUBMITTALS, REPORTS AND PLANS

Table 1 – Items to be Submitted to Ecology

SUBMITTAL TYPE	PERMIT SPECIAL CONDITION	SUBMITTED BY	SAMPLE OR DOCUMENTATION FREQUENCY	REPORTING FREQUENCY	DUE DATE (postmarked or received by)
<u>Annual Discharge Monitoring Reports (ADMRs)</u>	S7.A	All Permittees	1/quarter ¹	yearly	January 31 st of the year following monitoring period
<u>Monthly Discharge Monitoring reports (MDMRs)</u>	S7.A	All Permittees that discharge process wastewater to a surface water	1/month	monthly	15 th of month following monitoring period
<u>Groundwater monitoring well sampling results</u>	S5.BA.2	Permittees with lined lagoons that require groundwater monitoring wells must sample quarterly and submit the quarterly results.	1/quarter	quarterly	15 th of month following monitoring period
<u>WET test results</u> <i>for NCCW discharges with additives to a surface water</i>	S5.F.6	All Permittees that discharge NCCW with additives to a surface water	Existing Permittees: Must pass a WET test once within 3 months of any changes in additives. New facilities must pass a WET test within ONE year of obtaining permit coverage for NCCW with additives to a surface water.		

SUBMITTAL TYPE	PERMIT SPECIAL CONDITION	SUBMITTED BY	SAMPLE OR DOCUMENTATION FREQUENCY	REPORTING FREQUENCY	DUE DATE (postmarked or received by)
<u>Application For Permit Coverage</u>	S2	Existing Permittees for renewal – New facilities seeking coverage	N/A	N/A	Existing Permittees 180 days prior to permit expiration New Facilities 180 days prior to commencement of wastewater discharge
<u>Modification of Facility Coverage due to the Modification of the General Permit</u>	S2.D.4.a-c	Existing Permittees -- New facilities seeking coverage	N/A	N/A	Existing Permittees Prior to use of any products added in 2019 Modification of the General Permit New Facilities 180 days prior to commencement of wastewater containing products added in 2019 Modification of the General Permit

¹Not all parameters are required to be sampled every quarter. The parameters TBZ and ethoxyquin when discharged to dust abatement or land application site are only required to be sampled one time annually.

Table 2 – Non-Submittal Items (items to be kept on- site for use by the facility and available for inspection by Ecology)

REPORT TYPE	PERMIT SPECIAL CONDITION	COMPLETED BY	UPDATE/REVISION FREQUENCY
<u>Five (5) year lagoon liner examination/inspection results</u>	S5.A.2.e	All Permittees with lined lagoons	Existing Lagoons at effective date of permit: Every five (5) years. New Lagoons: After five (5) years of service and every five (5) years thereafter.
<i>Batch Mix Records may be reviewed at random during a site inspection visit by Ecology</i>	S5.B.2.b, S5.C.2.b & S7.A	All Permittees that discharge packing line, pear float tank or drencher wastewater to dust abatement or land application sites	Document every batch discharged throughout the entire year Records must be kept on site and available for random inspection by Ecology. Facilities will be chosen at random each year resulting in the inspection of all Permittee's records during the 5-year permit cycle. Records required upon request during inspection visit
<u>Environmental Compliance Plan (ECP)</u>	S11	All Permittees	Existing Permittees – Update plan when reapplying for permit coverage or as needed to reflect facility changes New Facilities – Develop plan no later than one year after commencement of any wastewater discharge
<u>Road Management Plan (RMP)</u>	S5.B.2.c	All Permittees that discharge any wastewater to a dust abatement site	Existing Permittees – Update plan when reapplying for permit coverage or as needed to reflect facility changes New Facilities – Develop plan no later than one year after commencement of any wastewater discharge

SPECIAL CONDITIONS

All discharges and activities authorized by this general permit must comply with the terms and conditions of this general permit. In order to comply with this general permit, the Permittee must comply with all effluent limitations and reporting requirements as specified in *Permit Special Condition S5*; comply fully with all of the reporting, recording, sampling and testing requirements as specified in *Permit Special Conditions S7, S8 and S9*; and monitor and report all significant process changes that occur at the Permittee's facility as specified in *Permit Special Condition S2.D*.

S1. CRITERIA FOR PERMIT COVERAGE

A. Types of Facilities Covered

Every existing or new fresh fruit packing facility which receives, packs, stores, and/or ships either hard or soft fresh fruit and discharges wastewater (with the exception of discharges of only domestic wastewater or discharges only to a delegated pretreatment Publicly Owned Treatment Works (POTW)), must apply for and obtain coverage under this general permit or an individual NPDES or State Waste Discharge Permit.

B. Geographical Area Covered

The geographical area covered by this general permit is the entire State of Washington with the exception of the following areas:

This permit does not cover discharges from facilities located on "Indian Country" as defined in 18 U.S.C. §1151, except portions of the Puyallup Reservation as noted below. Indian Country includes:

- a. All land within any Indian Reservation notwithstanding the issuance of any patent, and, including rights-of-way running through the reservation. This includes all federal, tribal, and Indian and non-Indian privately owned land within the reservation.
- b. All off-reservation Indian allotments, the Indian titles to which have not been extinguished, including rights-of-way running through the same.
- c. All off-reservation federal trust lands held for Native American Tribes.

Puyallup Exception: Following the Puyallup Tribes of Indians Land Settlement Act of 1989, 25 U.S.C. §1773; the permit does apply to land within the Puyallup Reservation except for discharges to surface water on land held in trust by the federal government.

Additionally, any facility which is located on the Colville Reservation, may apply for coverage of only non-surface water discharges under this general permit.

Discharges to surface water within the reservation are under the jurisdiction of the United States Environmental Protection Agency (EPA).

S2. APPLICATION FOR PERMIT COVERAGE & MODIFICATION OF PERMIT COVERAGE

A. Who Must Apply for Permit Coverage

All fresh fruit packing facilities which receive, pack, store, and/or ship either hard or soft fresh fruit and discharge wastewater (with the exception of discharges of only domestic wastewater or discharges only to a delegated pretreatment POTW), must apply for and obtain coverage under either this general permit or an individual permit according to the *Waste Discharge General Permit Program, chapter 173-226, Washington Administrative Code (WAC)*.

B. How to Apply for Permit Coverage

All fresh fruit packing facilities must apply for permit coverage by submitting to Ecology a completed and signed *Application for Permit Coverage*, which was specifically prescribed by Ecology for this general permit and developed in accordance with the requirements of *chapter 173-226-200 WAC*.

All submittals to the Department of Ecology, including but not limited to reports, DMRs, and NOIs (application for permit coverage), must be submitted electronically, unless the permittee obtains an electronic reporting waiver. If Ecology has not yet made electronic submission available (e.g., if Ecology has not created a form in the WQWebPortal to submit NOIs), paper submittal is acceptable.

1. Any **existing Permittee** currently under coverage by this general permit with which no process or operational change has occurred, or is planned to occur, must submit to Ecology an *Application for Permit Coverage*, no later than 180 days prior to the expiration date of this permit.
2. Any **new facility** must submit to Ecology all of the following:
 - a. An *Application for Permit Coverage* under this general permit.
 - b. An Engineering report completed in accordance with *chapter 173-240 WAC*, if the permit applicant plans to construct a wastewater treatment system (i.e., lined lagoon, filtration, etc.).
 - c. A certification in the form of an original notarized Affidavit of Publication, which shows the permit applicant has met the public notice requirements of *chapter 173-226-130 (5) WAC*. In order to meet the

public notice requirements, the Permittee must publish a notice twice in a newspaper of general circulation within the county where the discharge will occur.

- d. If applicable, a certification that the permit applicant has met the applicable State Environmental Policy Act (SEPA) requirements under *chapter 197-11 WAC*.
3. **When to Apply or Reapply for Permit Coverage** - Facilities must submit an Application for Permit Coverage to Ecology within the following time limits:
 - a. **Existing Permittees** with permit coverage must reapply no later than 180 days prior to the expiration date of this general permit.
 - b. **New facilities** must apply for coverage no later than 180 days prior to the discharge of any wastewater.
4. **Failure to Apply for Coverage** - If a facility is required to obtain coverage under either this general permit or an individual NPDES/State Waste Discharge Permit within the time limits given above and has failed to do so, Ecology will consider the facility in violation of the State Water Pollution Control Act and/or the Federal Clean Water Act (FCWA). That facility will then be subject to enforcement for unlawfully discharging wastewater without a permit.

C. When Permit Coverage is Effective

Unless Ecology responds in writing to any Permittee's Application for Permit Coverage or obtains relevant written public comment against coverage, a facility's coverage under this general permit will commence on whichever date below occurs last:

1. The 31st day following receipt by Ecology of a completed and approved Application for Permit Coverage.
2. The 31st day following the end of a 30 day public comment period.
3. The effective date of this general permit (for renewal applications).

If Ecology responds in writing to any Permittee's Application for Permit Coverage or obtains relevant written public comment against coverage, a facility's coverage under this general permit will not commence until Ecology is satisfied with the results obtained from written correspondence with the facility and/or the public commenter. Permittees will be notified of any public comments received.

Upon receiving coverage, all Permittees must comply fully with the terms and conditions of this general permit. The Washington State Department of Ecology (Ecology) will consider any noncompliant Permittee in violation of the terms and conditions of this general permit.

All new facilities applying for coverage under this general permit must comply with all the terms and conditions prior to commencing operations and discharging wastewater. Any new facility that is found to be not in compliance at any time after commencing operations, will be considered by Ecology in violation of the terms and conditions of this general permit.

D. Modification of Permit Coverage

Prior to the implementation of any operational or managerial change which would result in a change in permit status. For example, but not limited to, chemical usage changes, changes of treatment/disposal method, sale of a facility to a different permittee. Additionally, the commencement of a new discharge or a change in the volume or characteristics of any existing discharge(s), one of the following modification submittals must be submitted to Ecology. Modifications must be submitted electronically, unless the permittee obtains an electronic reporting waiver. If Ecology has not yet made electronic submission available (e.g., if Ecology has not created a form in the WQWebPortal to submit modifications), paper submittal is acceptable.

1. Modification Due to a Change in Facility Status

Permittee must notify Ecology prior to any changes in facility status which would result in a name change, ownership change, transfer of permit coverage, or cancellation of permit coverage.

2. Modification Due to a Change in Operations

Permittee must notify Ecology prior to any change in operations which will result in a substantial change in wastewater volume or characteristics or a change in the Treatment/Disposal Methods (TDMs) used.

3. Submission of one of the above submittals may initiate the permit coverage modification process and may require any of the following:
 - a. Satisfying SEPA requirements.
 - b. The submission of a new Application for Permit Coverage.
 - c. The submission of engineering reports.
 - d. Public notice procedures.

4. Changes of Operations Due to the 2019 Modification of the General Permit.

- a. Current permittees altering operations to include use of products added in the 2019 modification of the General Permit for the Fresh Fruit Packing Industry must notify Ecology of their intent to use the product and the TDM selected for final disposal within 60 days prior to disposal of any wastewater containing the product.
 - b. Current permittees altering operations to include wastewater treatment components that utilize use of products added in the 2019 modification of the General Permit for the Fresh Fruit Packing Industry must notify Ecology of their intent to include wastewater treatment modifications or additions and must comply with General Condition G14 of this general permit prior to making such changes.¹
 - c. All new permittees applying after the effective date of the 2019 modification of the General Permit for the Fresh Fruit Packing Industry shall include information of products used or construction of treatment components to Ecology with the application for permitting.
1. Ecology does not provide certification, guarantee, or approval that any particular wastewater treatment method or product will provide the needed treatment to meet the limitations and requirements of this general permit. The permittee is responsible to secure engineering services with the expertise and knowledge to determine if a wastewater treatment method will effectively remove contaminants from the wastewater.

E. Unpermitted TDMs and Discharges

The use of TDMs, chemicals, or the discharge of wastewater from sources or processes not specified in the original application or approved through the permit coverage modification process is a violation of this general permit.

S3. SELECTION OF TREATMENT/DISPOSAL METHODS (TDMs)

The Permittee must select one or more of the following six approved TDMs for the treatment and disposal of wastewater discharged from its facility. The Permittee must select only from these six approved TDMs based upon the definitions below and the criteria specified in Table 3.

1. **Lined Evaporative Lagoons** - Are by definition, lined, engineered structures which rely largely upon evaporation for water removal. Lined lagoons also include pre-manufactured, above-ground fiberglass or metal tanks. Lagoon geomembrane liners constructed after September 1, 2016 must meet or

exceed the performance specifications of a 60 mil synthetic HDPE liner. For the purposes of this general permit, clay liners are not acceptable.

2. **Dust Abatement** - Is typically the uniform application of wastewater onto unpaved bin storage lots and unpaved roads and/or driveways for the purposes of dust suppression. This TDM is intended primarily for the discharge of drencher wastewater and pear float tank wastewater. Batch mix records may be reviewed at random during the site inspection visit by Ecology; see Table 2 for more information. See Table 3 for more information regarding types of discharges allowed for dust abatement.
3. **Land Application** - Is an engineered system for uniformly applying wastewater to a vegetated land surface. The applied wastewater is treated by the chemical, biological, and physical processes as it flows through the plant-soil matrix. This system consists of the vegetated land application site, a distribution system (i.e., sprinklers, pipes) and an Ecology-approved, self-contained storage system (i.e., lined lagoon) for storing wastewater during periods when the Permittee cannot apply it to the land (i.e., frozen ground, saturated ground). Batch mix records may be reviewed at random during the site inspection visit by Ecology; see Table 2 for more information. See Table 3 for more information regarding types of discharges allowed for land application.
4. **Publicly Owned Treatment Works (POTW)** - Is a municipal or regional wastewater treatment plant. Prior to any discharge of wastewater to a POTW, the Permittee must obtain written permission from the POTW. See Table 3 for more information.
5. **Percolation Systems** - Are engineered systems for the aerobic treatment of wastewater as it percolates through the soil matrix. These systems are designed to account for hydraulic and nutrient loading rates, wet and dry cycles, uniform wastewater distribution, and other relevant design parameters. See Table 3 for more information.
6. **Surface Water** - The discharge of wastewater to a surface water. Surface waters include, but are not limited to, lakes, rivers, ponds, streams, creeks, irrigation canals/ditches, wetlands, storm drains, or other stormwater collections systems which discharge to a surface water, and all other surface waters and watercourses within the jurisdiction of the state. See Table 3 for more information.

Table 3 – Selection of Treatment/Disposal Methods (TDMs) and Allowed Discharges for Each TDM

WASTE-WATER SOURCE	CHEMICALS/ADDITIVES USED IN WASTEWATER ¹	1	2	3	4	5	6
		LINED LAGOON	DUST ABATEMENT	LAND APPLICATION	POTW	PERCOLATION SYSTEM	SURFACE WATER
DRENCHER / DIP TANK	DPA, TBZ, fludioxonil, pyrimethanil, Captan® calcium chloride& ethoxyquin	YES	YES	YES			
	Difenoconazole	YES	NO	NO			
APPLE AND STONE FRUIT PACKING	No chemicals or chlorine-based products only	YES	YES	YES	YES	YES	YES
	washing/waxing products with or w/out chlorine-based products (may include PAA, buffers, and non-chlorine based sanitizers)	YES	YES	YES	YES	YES	conditional ²
	TBZ	YES	YES	YES	YES ³	YES ⁴	
	Captan®, pyrimethanil, fludioxonil	YES	YES	YES			
	Natamycin (BioSpectra 100 SC®)	YES	YES	YES	YES (conditional) ¹ ₃	NO	NO

WASTE-WATER SOURCE	CHEMICALS/ADDITIVES USED IN WASTEWATER ¹		1	2	3	4	5	6
			LINED LAGOON	DUST ABATEMENT	LAND APPLICATION	POTW	PERCOLATION SYSTEM	SURFACE WATER
	Difenoconazole		YES	NO	NO			
PEAR PACKING	Lignosulfonate ⁵ with or w/out SOPP	FLOAT		YES				
		RINSE	YES	YES	YES	YES ⁶		
	Potassium carbonate ⁷ with or w/out SOPP or chlorine-based or other sanitizers	FLOAT	YES	YES	YES		YES	
		RINSE	YES	YES	YES	YES	YES	
	Potassium phosphate with or w/out SOPP or chlorine-based products or other sanitizers	FLOAT	YES		YES			
		RINSE	YES	YES	YES			
	with or w/out SOPP or chlorine-based Sodium silicate ⁷ products	FLOAT	YES	YES	YES			
		RINSE	YES	YES	YES			

WASTE-WATER SOURCE	CHEMICALS/ADDITIVES USED IN WASTEWATER ¹		1	2	3	4	5	6
			LINED LAGOON	DUST ABATEMENT	LAND APPLICATION	POTW	PERCOLATION SYSTEM	SURFACE WATER
	Sodium sulfate ⁸ with or w/out SOPP or chlorine-based products	FLOAT	YES	YES	YES			
		RINSE	YES	YES	YES	YES	YES	
	Ethoxyquin		YES	YES	YES	YES ⁹	YES	
	Floatless dumper with SOPP		YES	YES	YES	YES	YES	
	Floatless dumper with or w/out chlorine-based products		YES	YES	YES	YES	YES	YES
NCCW	No priority pollutants, dangerous wastes or toxics in toxic amounts		YES	YES	YES	YES ¹⁰	YES	YES ¹¹
	With priority pollutants, dangerous wastes or toxics in toxic amounts		YES					
Wastewater Treatment Chemical Products ¹²	The following product residuals may be discharged from any fruit packing water. ¹² SNF, Inc. FLOPAM™EM 533 GR ¹² AQUAMARK, Inc. Aquamark 702 ¹²		YES	YES	YES	YES (conditional) ¹³	NO	NO

¹ The recommended analytical methods are listed in **Appendix A**.

² Wastewater containing wash additives and/or wax must receive secondary treatment (definition on page 71) prior to discharge to surface waters.

³ Allowed for discharge at a max limit of 50 mg/L.

⁴ Allowed for discharge at a max limit of 10 mg/L.

⁵ Additional monitoring requirements exist for discharges of wastewater with lignosulfonate see Table 9.

⁶ Discharge not allowed to POTWs that use UV disinfection.

⁷ pH adjustments may be needed before discharge.

⁸ In order to meet sulfate limits, pretreatment may be needed.

⁹ Allowed for discharge at a max limit of 50 mg/L.

¹⁰ The discharge of NCCW to a POTW is allowed only with written approval from Ecology and the POTW.

¹¹ The discharge of NCCW with additives to a surface water requires the passing of a WET test.

¹² Prior to use current permittees must refer to General Condition G14 before discharging any of these products.

¹³ Ecology must have written approval from POTW before discharging wastewater with these chemical additives to the POTW.

Table 4 – Chemical Additive Maximum Use Rates

CHEMICAL TYPES	CHEMICAL NAME	MAXIMUM USE CONCENTRATION RATES ^{1,2}
Pear float tank gravity enhancers	Lignosulfonate	120,000 mg/L or 12% solids
	Sodium sulfate	30,000 mg/L or 3% solids
	Sodium silicate	30,000 mg/L or 3% solids
	Potassium carbonate	27,000 mg/L
Drencher/Dip Tank chemicals and other chemicals and additives	DPA	2,200 mg/L
	TBZ	615 mg/L
	Ethoxyquin	2,700 mg/L
	Calcium chloride	2,200 mg/L
	Captan®	1,200 mg/L
	Fludioxonil	300 mg/L ²
	Difenoconazole	300 mg/L
	Pyrimethanil	See Tables 10 & 14
	SOPP	6,000 mg/L – see Tables 10 & 14
Packing line chemicals	TBZ	2,000 mg/L
	Fludioxonil	300 mg/L ²
	Difenoconazole	300 mg/L
	Pyrimethanil	2,000 mg/L
	SOPP	6,000 mg/L – see Tables 10 & 14
	Ethoxyquin	2,700 mg/L
	Natamycin	1,000 mg/L

¹ Maximum use concentration rates are not the same as discharge rates – see the discharge rates in the tables contained throughout *Permit Special Condition S5*.

² Concentration of specific product used must not exceed the concentration defined in the table.

S4. WHEN TDMs MUST BE OPERATIONAL

Prior to discharging any wastewater, **all existing Permittees**, and any new facilities (applying for coverage), must properly install, operate and maintain one or a combination of the TDMs listed in *Permit Special Condition S3* and detailed in *Permit Special Condition S5* for all of its regulated wastewater discharges.

S5. TDMs – DEFINITIONS, EFFLUENT LIMITS, MONITORING & BEST MANAGEMENT PRACTICES (BMPs)

Beginning on the effective date of issuance of this general permit, the Permittee is authorized to use and discharge to any of the TDMs listed in Table 3; in accordance with the requirements pertaining to each TDM as specified in *Permit Special Condition S5* and Table 3. Any chemical, product, pollutant or parameter not listed in *Permit Special Condition S5* or specified in Tables 3 & 4 of this general permit, will be prohibited from discharge with the exception of the use of ozone for disinfection, NCCW additives, pH buffers, non-chlorine based sanitizers, or others as approved by Ecology. Compliance with the conditions contained in *Permit Special Condition S5*, will not relieve the Permittee from the responsibility to comply with any other limitation, term or condition described elsewhere in this general permit or in any state or federal laws and regulations.

A. TDM 1 – Lined Lagoons

1. Definition of Lined Evaporative Lagoons (Lined Lagoons)

Lined lagoons are imperviously lined, in-ground, engineered structures, which rely largely upon evaporation for water removal. Lined lagoons also include pre-manufactured, above-ground fiberglass or metal tanks. Lagoon geomembrane liners constructed after September 1, 2016 must meet or exceed the performance specifications of a 60 mil synthetic HDPE liner.

Double lined lagoons with a leak detection system may be used an alternative to a single 60 mil geomembrane. If used, each geomembrane liner must have a minimum 40 mil thickness.

Table 5 – Effluent Limits & Monitoring of Discharges to Lined Lagoons

PARAMETER	MINIMUM	SAMPLE FREQUENCY	SAMPLE TYPE
Freeboard (reported in feet)	2 feet	quarterly	measurement

2. Best Management Practices and Other Requirements for Lined Lagoons

Pollutant/parameters are limited by full compliance with the following required Best Management Practices (BMPs). No chemical testing will be required for discharges to lined lagoons.

- a. Locate, design, and manage all impoundments to control odors and insects.
- b. Do not commingle drencher discharges containing DPA with any other process waste streams that contain chlorine-based chemicals.
- c. Maintain a minimum of two feet of freeboard at all times.
- d. Make regular inspections of the lagoon at a frequency sufficient to maintain proper operation.
- e. Complete at minimum, weekly inspections when discharging to the lined lagoon.
- f. Maintain inspection records describing abnormalities and any actions taken to correct the problem. Examples of such abnormalities include, but are not limited to, high liquid levels, rapid changes in liquid levels, holes, washouts, liner deterioration, berm wall deterioration, and over flows.
- g. Take immediate corrective actions and report to Ecology within 48 hours of the discovery of any significant abnormality.
- h. Completely empty and examine the lagoon liner at least once every five (5) years. Permittees operating a double lined lagoon with a leak detection system may submit a leak detection plan and detection results in lieu of the requirement to completely empty the lagoon.
- i. Replace or repair the liner if substantial deterioration is found.
- j. Report results of the liner inspection in the Application for Renewal of Coverage.
- k. Treat and dispose of any sludge or solid wastes produced during any sedimentation process in accordance with the terms of the Solid Waste Management Plan (SWMP) in the Permittee's Environmental Compliance Plan (ECP) (see S.11). The Permittee must also comply with all state and county health department regulations.
- l. The Permittee must ensure that the design and construction of any lagoon be managed by certified geomembrane specialist or a licensed professional engineer, unless this requirement is waived by Ecology in accordance with chapter 173-240 WAC.
- m. The Permittee must obtain a dam safety permit if the above-ground storage capacity exceeds ten (10) acre-feet.
- n. The Permittee must construct geomembrane liners that:
 - 1. Are specifically engineered to withstand internal and external pressure gradients, physical contact with wastes, climatic conditions, and stresses of installation and daily operation.
 - 2. Meet or exceed the performance specifications of a 60 mil synthetic geomembrane liner for lagoons constructed after September 1, 2016.
 - 3. Continuously cover the entire inner bottom and sides of the structure that are likely to contact the wastewater.

4. Are placed on a base of sand or similar material thick enough to prevent failure due to settlement, compression, stretching or uplift.
5. Prevent the movement of wastewater chemicals through its structure to waters of the state, or to contact any adjacent ground or soil.
6. Have a life expectancy which must extend at a minimum, through the entire general permit term.
7. Are surrounded by a minimum six foot high fence with a locked gate. Signage on the fencing in areas with the potential for public contact is required.
8. Maintain the minimum setback distances in Table 6.

Table 6 – Minimum Setback Distances (feet) for Lined Lagoons

	Surface Waters Of The State	Potable Water Wells
Lined lagoons with DPA and/or Difenconazole	250 feet	250 feet
Lined lagoons without DPA	50 feet	100 feet

¹ No chemical testing is required for discharges to lined lagoons.

² The recommended analytical methods are listed in **Appendix A**.

3. Alternatives to Geomembrane Lined Lagoons

The Permittee may alternatively use an above ground, pre-manufactured fiberglass, fiberglass-lined, or metal tank in lieu of the geomembrane lined evaporative lagoon. In this case, the Permittee must still fully comply with all of the applicable BMPs and prohibitions listed above.

B. TDM 2 – Dust Abatement

1. Definition of Dust Abatement

Dust abatement is the discharge of wastewater to unpaved bin storage lots, unpaved roads (i.e., orchard roads) or unpaved driveways/parking lots for the purpose of dust suppression. This TDM is primarily intended for the discharge of drencher wastewater and pear float tank wastewater. Permittees may discharge other wastewater sources via dust abatement; see Table 3 for more information.

2. BMPs & Other Requirements for Dust Abatement Discharges

- a. Do not commingle or apply to the same discharge site any wastewater containing:
 - DPA
 - Lignosulfonate
 - Chlorine-based products
 - Natamycin
- b. **Batch Mix Records** – Maintain accurate Batch Mix Records to verify that chemical additives are at or below the use rate concentrations specified in Table 4 and to ensure that the discharge of wastewater to each dust abatement site complies with the required maximum permit limits, application rates, BMPs and other permit conditions. Every batch discharged needs to be documented for Ecology review.

The following information must be kept for all Batch Mix Records:

1. Batch ID number
 2. Date batch was mixed
 3. Person responsible for mix
 4. Total batch volume (gallons)
 5. Name and amount of all chemicals added to batch
 6. Date spent solution was discharged
 7. Volume of spent solution discharged (gallons)
 8. Discharge site identification (used to track applications to prevent over application or improper mixing of wastewater)
 9. Application area (acres)
 10. Inspection results and comments regarding any abnormal conditions such as ponding, runoff, overland flow, and so forth (see *Permit Special Condition S5.B.2.p*)
- c. **Road Management Plan (RMP)** – Prior to any dust abatement discharge and for dust abatement discharge areas, the Permittee must develop and retain on-site, an RMP.

The following wastewater types must have separate application sites and each site must be addressed in the RMP:

- Wastewater containing Lignosulfonate
- Wastewater containing DPA
- Wastewater containing Chlorine-based products
- Wastewater containing Natamycin

RMP must, at a minimum, include:

- A copy of proof of ownership of the application sites, or a legally binding written agreement with the legal owner to use the sites for wastewater discharges
 - All discharge site descriptions including, at a minimum:
 - The location of the discharge site
 - A map indicating the site boundaries
 - A brief description of the geology and topography of the discharge sites and the immediate surrounding areas
 - The surface material and composition of the discharge sites (i.e., dirt orchard road or dirt/gravel bin lot)
 - The total surface area of the discharge sites
 - An operational plan including, at a minimum:
 - The proposed total maximum daily annual discharge rates expressed as gallons/acre/day and the gallons/acre/year
 - The maximum use concentration of the active ingredients (i.e., DPA, ethoxyquin, lignosulfonate, etc.) in the wastewaters to be applied
 - The proposed discharge schedule and operational methodology to be followed throughout the duration of this general permit
- d. Do not commingle process wastewater with sanitary sewage.
- e. Do not use chemicals in excess of those use rate limits given in Table 4.
- f. Do not discharge beyond those maximum permit limits and application rates given in Tables 10, 11 and 12.
- g. Do not discharge priority pollutants, dangerous wastes, or products with toxic properties.
- h. Do not discharge at a rate that may result in ponding or runoff.
- i. Do not discharge to sites where the groundwater table is located within five feet of the soil surface at time of application.
- j. Conduct the required soil and groundwater monitoring for discharges with lignosulfonate as given in Table 9.
- k. Do not discharge onto sites which are frozen, snow-covered, saturated, flooded or when anaerobic conditions exist.
- l. Provide sufficient self-contained storage capacity for all wastewater during any time period when discharge cannot be properly achieved

- (i.e., site is flooded or frozen). This self-contained storage must meet the requirements in the lined lagoon TDM.
- m. Treat and dispose of any sludge or solid wastes produced during any sedimentation process in accordance with the terms of the Solid Waste Management Plan within the ECP (see page 51) and in compliance with all state and county health department regulations.
 - n. Do not discharge onto sites within wellhead protection boundaries.
 - o. Use a discharge system which provides even distribution of the wastewater over the discharge area at the specified discharge rates and frequencies.
 - p. **Inspections** - The Permittee must conduct and record inspections of the discharge site immediately after each discharge. The inspection record must include a description of any abnormalities observed and the actions taken to correct any problems. Such abnormalities include, but are not limited to, ponding, runoff or overland flow. Discovery of any significant abnormality will be cause for taking immediate corrective action and must be reported to Ecology within 48 hours of discovery.
 - q. Maintain the minimum setback distances given below in Table 8.

Table 8 – Minimum Setback Distances (Feet) for Dust Abatement Discharge Sites

	SURFACE WATERS	POTABLE WATER SUPPLY WELLS
Lined (storage) lagoons with DPA and/or Difenoconazole	250 feet	250 feet
Lined (storage) lagoons without DPA and/or Difenoconazole	50 feet	100 feet
Dust Abatement Setbacks	50 feet	100 feet

Table 9 – Required Soil & Groundwater Monitoring For Discharges with Lignosulfonate

DISCHARGE/APPLICATION FREQUENCY	REQUIRED MONITORING	TESTING FREQUENCY
Once every 30 or more Days	None	N/A
Once every 14 to 29 Days	Test subsoil with dipyrldyl for the presence of Fe ⁺² ions at 12-inch depth within the lowest part of the application site where ponding may occur.	Quarterly
Once every 7 to 13 Days	Install a down gradient monitoring well to test groundwater for BOD ₅ and with dipyrldyl test for the presence of Fe ⁺² ions.	Monthly

The max use rate of lignosulfonate is 12% solids or 120,000 mg/L, the max application rate is 4840 gal/acre and the max application frequency is no more than once every 7 days.

Table 10 – Application/Discharge Rates & Frequencies for Dust Abatement Discharges

WASTEWATER DESCRIPTION		MAXIMUM APPLICATION ¹	
		RATE	FREQUENCY
Any permitted wastewater (see Table 3) <u>except the following</u> : Any drencher wastewater, NCCW, pear float tank wastewater, wastewater containing fludioxonil and/or pyrimethanil		1800 gal/acre/day	180 applications/year every day
Any drencher wastewater - <u>NOT</u> containing calcium chloride, fludioxonil and/or pyrimethanil		1800 gal/acre/day	30 applications/year every other day
Drencher wastewater - <u>containing</u> calcium chloride		1800 gal/acre/day	ONE (1) application/year
Any wastewater containing fludioxonil with a concentration in mg/L of:	Maximum of 300	1800 gal/acre/day	30 applications/year every other day
Any wastewater containing pyrimethanil with a concentration in mg/L of:	0 to 500	1800 gal/acre/day	30 applications/year every other day
	500 to 1000	1800 gal/acre/day	15 applications/year every other day
	more than 1000	discharge not allowed	
Any pear float tank wastewater ² with an SOPP (or other fungicide) concentration in mg/L of:	0 to 1000	4840 gal/acre/day	Once per Week
	1001 to 2000	2420 gal/acre/day	Once per Week
	2001 to 3000	1613 gal/acre/day	Once per Week
	3001 to 4000	1210 gal/acre/day	Once per Week
	4001 to 5001	968 gal/acre/day	Once per Week
	5001 to 6000	807 gal/acre/day	Once per Week
	More than 6000	Discharge Not Allowed	

¹ Application rates are valid only if chemical concentrations are in compliance with the maximum use rates specified in Table 4. The discharge of wastewater containing chemicals in concentrations greater than those specified in Table 4 is not allowed.

² Pear float tank wastewater containing; lignosulfonate, sodium sulfate, sodium, silicate and potassium carbonate is allowed to be discharged via dust abatement. Only rinse wastewater containing potassium phosphate is allowed to be discharged via dust abatement.

3. Sampling Requirements

Timing and Frequency – Permittees must sample each discharge once a quarter unless a discharge does not occur during a quarter. Table 11 outlines the required sampling parameters and their limits. Sampling results must be maintained for a period of five (5) years.

Table 11 – Effluent Limits & Monitoring for All Discharges to Dust Abatement

PARAMETER/ POLLUTANT ²	DAILY MAXIMUM PERMIT LIMIT ¹			SAMPLE FREQUENCY	SAMPLE TYPE
	Drencher wastewater only	NCCW only	Other allowed wastewater sources ³		
Analysis is Required for All of the Following Parameters Except Those Marked NR (Not Required)					
Flow (gallons/day)	Record Value	Record Value	Record Value	Report The Highest Number of Total Gallons Applied During any 24 Hour Period In The Quarter	Measurement
Application Area	NR	NR	NR	Quarterly	Record acres used
Application Loading Rate	See Table 10	See Table 10	See Table 10	Quarterly	Calculated
pH (standard units)	NR	6.0 - 9.0	6.0 - 9.0	Quarterly	Grab
Total chloride (mg/L)	NR	NR	250	Quarterly	Composite
Total dissolved solids (TDS) (mg/L)	NR	record value	500	Quarterly	Composite
Analysis is Required for All of the Following Parameters Except When: (1) Chemical is Not Used or (2) Those Marked NR ⁶					
Total residual chlorine ⁴ (mg/L)	10	10	10	Quarterly	Grab
Total sulfate ⁵ (mg/L)	NR	NR	250	Quarterly	Composite
Captan® (mg/L)	10	NR	10	Quarterly	Composite
Ethoxyquin (mg/L)	2700	NR	NR	Annually	Composite
TBZ (mg/L)	615	NR	NR	Annually	Composite
SOPP (mg/L)	NR	NR	See Table 10	Quarterly	Composite
SOPP loading rate	NR	NR	40.4 lbs/acre/day	Quarterly	Composite
Fludioxonil (mg/L)	300	NR	300	Quarterly	Composite
Pyrimethanil (mg/L)	See Table 10	NR	See Table 10	Quarterly	Composite
Natamycin (mg/L)			500	Quarterly	Composite
Settleable Solids, ml/L (this additional test is required only when using FLOPAM™EM 533 GR)			0.1	Quarterly	Grab

¹ Effluent limits & monitoring are valid only if all chemical concentrations & app. rates are in compliance with those specified in Tables 4 & 10.

² The recommended analytical methods are listed in **Appendix A**.

³ This applies to all other wastewater sources except cherry packing wastewater see Table 12 for cherry packing wastewater information.

⁴ Required test only if chlorine-based products are used.

⁵ Required test only if sodium sulfate is used.

⁶ Concentration of specific product used must not exceed the concentration defined in the table.

Table 12 – Cherry Packing Wastewater Discharges to Dust Abatement – Effluent Limits & Monitoring¹

PARAMETER/POLLUTANT ²	DAILY MAXIMUM PERMIT LIMIT	SAMPLE FREQUENCY ³	SAMPLE TYPE
<i>Analysis is required for all of the following parameters</i>			
Flow (gallons/day)	Record Value	Report The Highest Number of Total Gallons Applied During any 24 Hour Period In The Season	Measurement
Application Area	NR	1 per Cherry Packing Season	Report acres used
Application Loading Rate	See Table 10	1 per Cherry Packing Season	Calculated
pH (standard Units)	6.0 - 9.0	1 per Cherry Packing Season	Grab
Total Chloride (mg/L)	250	1 per Cherry Packing Season	Composite
TDS (mg/L)	500	1 per Cherry Packing Season	Composite
<i>Analysis is required for all of the following parameters except when the chemical is not used</i>			
Total Residual Chlorine ⁴ (mg/L)	10	1 per Cherry Packing Season	Grab
Captan®	10	1 per Cherry Packing Season	Composite
Fludioxonil (mg/L)	300	1 per Cherry Packing Season	Composite
Pyrimethanil (mg/L)	See table 10	1 per Cherry Packing Season	Composite
Natamycin (mg/L)	500 mg/L	1 per Cherry Packing Season	Composite
Settleable Solids (ml/L) (this additional test is only required when using FLOPAM™EM 533 GR)	0.1	1 per Cherry Packing Season	Grab

¹ The application rates given in Table 10 still apply to cherry packing discharges.

² The recommended analytical methods are listed in **Appendix A**.

³ The cherry packing season is the period of time when cherries are harvested and packed. Monitoring is required 1 (one) time during actual packing operations.

⁴ Required test only if chlorine-based products are used.

C. TDM 3 – Land Application

1. Definition of Land Application

Land application is an engineered system for discharging wastewater onto a vegetated land surface. The discharged wastewater is treated by the chemical, biological and physical processes as it flows through the plant-

soil matrix. The system generally consists of an application site (i.e., piece of land), a distribution system (i.e., sprinklers) for uniformly distributing the wastewater. A lined storage tank or lagoon for holding the wastewater during periods when it cannot be land applied (i.e., frozen or flooded ground) may be required.

2. BMPs & Other Requirements for Land Application Discharges

- a. Do not commingle or apply to the same land application site any wastewater containing:
 - DPA
 - Lignosulfonate (rinse only)
 - Chlorine-based products
 - Natamycin
- b. **Batch Mix Records** – Maintain accurate Batch Mix Records to verify that chemical additives are at or below the use rate concentrations specified in Table 4 and to ensure that the discharge of wastewater to each dust abatement site complies with the required maximum permit limits, application rates, BMPs and other permit conditions. Every batch discharged needs to be documented. Records must be kept on site and available for random inspection by Ecology. Facilities will be chosen at random per year resulting in the inspection of all Permittee's records during the 5-year permit cycle.

The following information must be kept for all Batch Mix Records:

1. Batch ID number
 2. Date batch was mixed
 3. Person responsible for mix
 4. Total batch volume (gallons)
 5. Name and amount of all chemicals added to batch
 6. Date spent solution was discharged
 7. Volume of spent solution discharged (gallons)
 8. Application site identification (used to track applications to prevent over application or improper mixing of wastewater)
 9. Application area (acres)
 10. Inspection results and comments regarding any abnormal conditions such as ponding, runoff, overland flow, and so forth (see *Permit Special Condition S5.C.2.n*)
- c. Do not commingle process wastewater with domestic sewage.

- d. Do not use chemicals in excess of those use rate limits given in Table 4.
- e. Do not discharge beyond those maximum permit limits and application rates given in Tables 14, 15 and 16.
- f. Do not discharge priority pollutants, dangerous wastes or toxics in toxic amounts.
- g. Use a discharge system which provides even distribution of the wastewater over the application site at the specified application rates and frequencies.
- h. Do not discharge at a rate which results in ponding or runoff.
- i. Do not discharge at a rate which causes long-term anaerobic conditions in the soil, and must implement measures to reduce odors from the land application area.
- j. Do not discharge wastewater at rates which will exceed the published agronomic rates for the crop being applied to.
- k. Do not discharge onto sites where the groundwater table is located within 10 feet of the soil surface at time of discharge.
- l. Do not discharge onto sites which are frozen, snow-covered, saturated, flooded or when anaerobic conditions exist.
- m. Do not discharge to sites that are within wellhead protection boundaries.
- n. **Inspections** - The Permittee must conduct and record inspections of the discharge site immediately after each discharge. The inspection record must include a description of any abnormalities observed and the actions taken to correct any problems. Such abnormalities include, but are not limited to, ponding, runoff or overland flow. Discovery of any significant abnormality will be cause for taking immediate corrective action and must be reported to Ecology within 48 hours of discovery.
- o. Provide sufficient self-contained storage capacity for all wastewater during any time period when discharge cannot be properly achieved (i.e., site is flooded or frozen). This self-contained storage must meet the requirements in the lined lagoon TDM.
- p. Treat and dispose of any sludge or solid wastes produced during any sedimentation process in accordance with the terms of the Solid Waste Management Plan (SWMP) within the Environmental Compliance Plan (ECP) (see S.11). Permittees must maintain compliance with all other state and county health department regulations.
- q. Maintain, on site, a copy of proof of ownership of the discharge site or a written agreement with the legal owner to use the site for wastewater treatment/disposal.
- r. Prohibit livestock from grazing on the discharge site.

- s. Apply wastewater containing DPA only to non-irrigated, non-crop lands. The discharge limit of DPA is the maximum use rate concentration of 2,200 mg/L with a daily maximum discharge rate of 1,800 gallons/acre, 30 times a year. This is equivalent to an annual discharge rate of 990 lbs. of DPA/acre. The use of non-irrigated, non-crop lands prevents the DPA from washing down into the groundwater before degradation occurs by the UV from the sun.
- t. Maintain the minimum setback distances given below in Table 13.

Table 13 – Minimum Setback Distances (Feet) for Land Application Discharge Sites

	SURFACE WATERS	POTABLE WATER SUPPLY WELLS
Lined (storage) Lagoons with DPA and/or Difenoconazole	250 feet	250 feet
Lined (storage) Lagoons without DPA and/or Difenoconazole	50 feet	100 feet
Land Application Sites	50 feet	100 feet

Table 14 – Application/Discharge Rates & Frequencies for Land Application Discharges

WASTEWATER DESCRIPTION	Concentration in mg/L:	MAXIMUM APPLICATION¹	
		RATE	FREQUENCY
Any permitted wastewater (see table 3) with BOD ₅ or TSS levels of: (Excluding any drencher wastewater, NCCW, pear float tank wastewater, wastewater containing fludioxonil and/or pyrimethanil)	0 to 200	6000 gal/acre/day	Every other day
	201 to 400	3000 gal/acre/day	Every other day
	401 to 600	2000 gal/acre/day	Every other day
	More than 600	Discharge Not Allowed	
Any drencher wastewater - <u>NOT</u> containing calcium chloride, fludioxonil and/or pyrimethanil	N/A	1800 gal/acre/day	30 applications/year
Drencher wastewater - <u>containing</u> calcium chloride	N/A	1800 gal/acre/day	ONE (1) application/year
Any wastewater containing fludioxonil	Maximum of 300 mg/L	1800 gal/acre/day	30 apps./year every other day
Any wastewater containing pyrimethanil:	0 to 500	1800 gal/acre/day	30 apps./year every other day
	500 to 1000	1800 gal/acre/day	15 apps./year every other day
	more than 1000	discharge not allowed	
Any pear float tank wastewater ² (excluding that with lignosulfonate) ³ containing SOPP or TBZ:	0 to 1000	4840 gal/acre/day	Once per Week
	1001 to 2000	2420 gal/acre/day	Once per Week
	2001 to 3000	1613 gal/acre/day	Once per Week
	3001 to 4000	1210 gal/acre/day	Once per Week
	4001 to 5000	968 gal/acre/day	Once per Week
	5001 to 6000	807 gal/acre/day	Once per Week
	more than 6000	Discharge Not Allowed	

¹ Application rates are valid only if chemical concentrations are in compliance with the maximum use rates specified in Table 4. The discharge of wastewater containing chemicals in concentrations greater than those specified in Table 4 is not allowed.

² Pear float tank wastewater containing sodium sulfate, sodium silicate, potassium carbonate & potassium phosphate is allowed to be discharged.

³Only pear packing rinse wastewater containing lignosulfonate is allowed to be discharged via land application.

3. Sampling Requirements

Timing and Frequency – Permittees must sample each discharge once a quarter unless a discharge does not occur during a quarter. Table 15 outlines the required sampling parameters and their limits. Sampling results must be maintained for a period of five (5) years.

Table 15 – Effluent Limits & Monitoring for Discharges to Land Application Sites

PARAMETER/ POLLUTANT ²	DAILY MAXIMUM PERMIT LIMIT ¹ ,			SAMPLE FREQUENCY	SAMPLE TYPE
	Drencher wastewater only	NCCW only	Other allowed wastewater sources ³		
Analysis is Required for All of the Following Parameters Except Those Marked NR (Not Required)					
Flow (gallons/day)	Record Value	Record Value	Record Value	Report The Highest Number of Total Gallons Applied During any 24 Hour Period In The Quarter	Measurement
BOD ₅ (mg/L)	NR	NR	See Table 14	Quarterly	Composite
BOD ₅ loading rate	NR	NR	10 lbs/acre/day	Quarterly	Composite
pH (standard units)	NR	6.0 - 9.0	6.0 - 9.0	Quarterly	Grab
Total Chloride (mg/L)	NR	NR	250	Quarterly	Composite
Total Sulfate (mg/L)	NR	NR	250	Quarterly	Composite
Total Dissolved Solids (TDS) (mg/L)	NR	record value	500	Quarterly	Composite
Total Suspended Solids (TSS) (mg/L)	NR	NR	See Table 14	Quarterly	Composite
TSS Loading Rate	NR	NR	10 lbs/acre/day	Quarterly	Composite
Analysis is Required for All of the Following Parameters Except When: (1) Chemical is Not Used or (2) Those Marked NR					
Total Residual Chlorine ⁴ (mg/L)	10	10	10	Quarterly	Grab
Captan® (mg/L)	10	NR	10	Quarterly	Composite
Ethoxyquin (mg/L)	2700	NR	NR	Annually	Composite
TBZ (mg/L)	615	NR	500	Annually	Composite
SOPP (mg/L)	NR	NR	See Table 14	Quarterly	Composite
SOPP loading rate	NR	NR	40.4 lbs/acre/day	Quarterly	Composite

PARAMETER/ POLLUTANT ²	DAILY MAXIMUM PERMIT LIMIT ¹			SAMPLE FREQUENCY	SAMPLE TYPE
	Drencher wastewater only	NCCW only	Other allowed wastewater sources ³		
Fludioxonil (mg/L)	300	NR	300	Quarterly	Composite
Pyrimethanil (mg/L)	See Table 14	NR	See Table 14	Quarterly	Composite
Natamycin (mg/L)			500	Quarterly	Composite
Settleable Solids (ml/L) (this additional test is required only when using FLOPAM™EM 533 GR)			0.1	Quarterly	Grab

¹ Effluent limits and monitoring valid only if all chemical concentrations & app. rates are in compliance with those specified in Tables 4 & 14.

² The recommended analytical methods are listed in **Appendix A**.

³ This table applies to all other wastewater sources except cherry packing wastewater; see Table 16 for cherry packing wastewater information.

⁴ Required test only if chlorine-based products are used.

Table 16 – Cherry Packing Wastewater Discharges to Land Application – Effluent Limits & Monitoring¹

PARAMETER/POLLUTANT ²	DAILY MAXIMUM PERMIT LIMIT	SAMPLE FREQUENCY ³	SAMPLE TYPE
Analysis is required for all of the following parameters			
Flow (gallons/day)	Record value	Report The Highest Number of Total Gallons Applied During any 24 Hour Period In The Season	Measurement
BOD ₅ (mg/L)	See Table 14	1 per Cherry Packing Season	Composite
BOD ₅ Loading Rate	10 lbs/acre/day	1 per Cherry Packing Season	Composite
pH (standard units)	6.0 - 9.0	1 per Cherry Packing Season	Grab
Total Chloride (mg/L)	250	1 per Cherry Packing Season	Composite
Total Sulfate (mg/L)	250	1 per Cherry Packing Season	Composite
TDS (mg/L)	500	1 per Cherry Packing Season	Composite
TSS (mg/L)	See Table 14	1 per Cherry Packing Season	Composite
TSS Loading Rate	10 lbs/acre/day	1 per Cherry Packing Season	Composite
Analysis is required for all of the following parameters except when the chemical is not used			
Total Residual Chlorine ⁵ (mg/L)	10	1 per Cherry Packing Season	Grab

PARAMETER/POLLUTANT ²	DAILY MAXIMUM PERMIT LIMIT	SAMPLE FREQUENCY ³	SAMPLE TYPE
Captan®	10	1 per Cherry Packing Season	Composite
Fludioxonil (mg/L)	300	1 per Cherry Packing Season	Composite
Pyrimethanil (mg/L)	See Table 14	1 per Cherry Packing Season	Composite
Natamycin (mg/L)	500	1 per Cherry Packing Season	Composite
Settleable Solids (ml/L (this additional test is required only when using FLOPAM™EM 533 GR)	0.1	1 per Cherry Packing Season	Grab

¹ The application rates given in Table 14 still apply to cherry packing discharges.

² The recommended analytical methods are listed in **Appendix A**.

³ The cherry packing season is the period of time when cherries are harvested and packed. Monitoring is required 1 (one) time during actual packing operations.

⁴ Required test only if chlorine-based products are used.

D. TDM 4 – Publicly Owned Treatment Works (POTWs)

1. Definition of a POTW

A POTW is a municipal or regional wastewater treatment plant.

2. Compliance with More Stringent Conditions Imposed by a POTW

A POTW may impose more stringent conditions as they see fit. Compliance with the terms and conditions of this general permit does not relieve the Permittee from the responsibility to comply with any local limits, contracts or agreements with the POTW, including responsibility for any contamination, pass-through, interference or upset of a POTW related to the discharge from a Permittee. The discharge of significant amounts of non-contact cooling water (NCCW) to a POTW is prohibited except under extraordinary circumstances (i.e., lack of an alternative TDM). Permittees must not discharge NCCW to a POTW unless the discharge has been approved by both Ecology and the POTW.

3. Written Certification Required for Discharges to a POTW

The Permittee must obtain written certification from the receiving POTW (and contributory collections system, if applicable) accepting the facility's wastewater. The certification must be included in the Application for Permit Coverage.

4. Best Management Practices (BMPs) and Other Requirements for Discharges to a POTW

- a. The Permittee must comply fully with all the applicable pretreatment standards including, but not limited to the following:
 - 40 CFR, part 403 (General Pre-Treatment Regulations) for discharges to delegated POTWs.
 - Any more stringent local municipal sewer use ordinance
 - Any more stringent local health district regulations
- b. Do not use chemicals in excess of those use rate limits given in Table 4.
- c. Do not discharge beyond those maximum permit limits in Tables 17 and 18.
- d. Do not discharge priority pollutants, dangerous wastes or any other wastewater which is prohibited, toxic or otherwise detrimental to sewage treatment facilities or processes.
- e. Do not discharge pear packing rinse wastewater containing lignosulfonate to POTWs that use UV for disinfection.

5. Sampling Requirements

Timing and Frequency – Permittees must sample each discharge once a quarter unless a discharge does not occur during a quarter. Table 17 outlines the required sampling parameters and their limits. Sampling results must be maintained for a period of five (5) years.

Table 17 – Effluent Limits & Monitoring for Discharges to POTWs

PARAMETER/ POLLUTANT ¹	DAILY MAXIMUM PERMIT LIMIT		SAMPLE FREQUENCY	SAMPLE TYPE
	NCCW only	Other allowed wastewater sources ²		
Analysis is Required for All of the Following Parameters Except Those Marked NR (Not Required)				
Flow (gallons/day)	Record Value	Record Value	Total Daily Flow	Measurement
BOD ₅ (mg/L)	NR	500	Quarterly	Composite
pH (standard units)	6.0 - 9.0	6.0 - 9.0	Quarterly	Grab
Total Chloride (mg/L)	NR	250	Quarterly	Composite
Total Sulfate (mg/L)	NR	250	Quarterly	Composite
Total Suspended Solids (TSS) (mg/L)	NR	500	Quarterly	Composite
Analysis is Required for All of the Following Parameters Except When: (1) Chemical is Not Used or (2) Those Marked NR				
Total Residual Chlorine ³ (mg/L)	0.5	0.5	Quarterly	Grab

PARAMETER/ POLLUTANT ¹	DAILY MAXIMUM PERMIT LIMIT		SAMPLE FREQUENCY	SAMPLE TYPE
	NCCW only	Other allowed wastewater sources ²		
Ethoxyquin (mg/L)	NR	50	Quarterly	Composite
SOPP (mg/L)	NR	50	Quarterly	Composite
TBZ (mg/L)	NR	50	Quarterly	Composite
Natamycin (mg/L)		500	Quarterly	Composite

¹ The recommended analytical methods are listed in **Appendix A**.

² This table applies to all other wastewater sources except cherry packing wastewater; see Table 18 for cherry packing wastewater information.

³ Required test only if chlorine-based products are used.

Table 18 – Cherry Packing Wastewater Discharges to a POTW – Effluent Limits & Monitoring

PARAMETER/POLLUTANT ¹	DAILY MAXIMUM PERMIT LIMIT	SAMPLE FREQUENCY ²	SAMPLE TYPE
<i>Analysis is required for all of the following parameters</i>			
Flow (gallons/day)	Record Value	1 per Cherry Packing Season	Measurement
BOD ₅ (mg/L)	500	1 per Cherry Packing Season	Composite
pH (standard units)	6.0 - 9.0	1 per Cherry Packing Season	Grab
Total Chloride (mg/L)	250	1 per Cherry Packing Season	Composite
Total Sulfate (mg/L)	250	1 per Cherry Packing Season	Composite
TSS (mg/L)	500	1 per Cherry Packing Season	Composite
<i>Analysis is required for all of the following parameters except when the chemical is not used</i>			
Total Residual Chlorine ³ (mg/L)	0.5	1 per Cherry Packing Season	Grab
Natamycin (mg/L)	500	1 per Cherry Packing Season	Composite

¹ The recommended analytical methods are listed in **Appendix A**.

² The cherry packing season is the period of time when cherries are harvested and packed. Monitoring is required 1 (one) time during actual packing operations.

³ Required test only if chlorine-based products are used.

E. TDM 5 – Percolation System

1. Definition of a Percolation System

A percolation system is an engineered system for the aerobic treatment of wastewater as it percolates through the soil matrix. The system is

designed to account for hydraulic and nutrient loading rates, wet and dry cycles, uniform wastewater distribution and other relevant design parameters. Ecology will review design plans of percolation systems before permitting. One reference for the design of percolation systems is the rapid infiltration land treatment process in the *EPA Process Design Manual and Supplement for the Land Treatment of Municipal Wastewater* (EPA 625/1-81-013 and -013a). Ecology may require groundwater monitoring and possibly an individual permit for Permittees with percolation systems if the potential for groundwater contamination is suspected.

2. Best Management Practices (BMPs) for Discharges to Percolation Systems

- a. If needed, properly install, operate and maintain a self-contained Ecology-approved storage system. This storage system should be designed to pretreat wastewater to help prevent violations of TSS effluent limitations and to help prevent plugging of the percolation system. This storage system must meet the requirements of the lined lagoon TDM.
- b. Treat and dispose of any sludge or solid wastes produced during any sedimentation process in accordance with the terms of the Solid Waste Management Plan (SWMP) within the Environmental Compliance Plan (ECP) (See S11.). Compliance with all other state and county health department regulations must also be met.
- c. Do not use chemicals in excess of those use rate limits given in Table 4.
- d. Do not discharge beyond those maximum permit limits in Tables 20 and 21.
- e. Do not discharge priority pollutants, dangerous wastes or toxics.
- f. Do not discharge to sites where the groundwater table is located within 10 ft from the surface.
- g. Do not discharge to sites within wellhead protection boundaries.
- h. Use a discharge system that uniformly distributes the wastewater over the discharge area at the specified application rates and frequencies.
- i. **Inspections** - The Permittee must conduct and record inspections of the discharge at a frequency to maintain proper operations. The inspection record must include a description of any abnormalities observed and the actions taken to correct any problems. Such abnormalities include, but are not limited to, ponding, runoff or overland flow. Discovery of any abnormality will be cause for taking immediate corrective action and must be reported to Ecology within 48 hours of discovery.
- j. Maintain the minimum setback distances given below in Table 19.

Table 19 - Minimum Setback Distances (Feet) for Percolation Systems

	SURFACE WATERS OF THE STATE	POTABLE WATER SUPPLY WELL
Percolation Systems	50 feet	100 feet

3. Sampling Requirements

Timing and Frequency – Permittees must sample each discharge once a quarter unless a discharge does not occur during a quarter. Table 20 outlines the required sampling parameters and their limits. Sampling results must be maintained for a period of five (5) years.

Table 20 – Effluent Limits & Monitoring for Discharges to Percolation Systems

PARAMETER/ POLLUTANT ¹	DAILY MAXIMUM PERMIT LIMIT		SAMPLE FREQUENCY	SAMPLE TYPE
	NCCW only	Other allowed wastewater sources ²		
Analysis is Required for All of the Following Parameters Except Those Marked NR (Not Required)				
Flow (gallons/day)	Record Value	Record Value	Total Daily Flow	Measurement
BOD ₅ (mg/L)	NR	100	Quarterly	Composite
pH (standard units)	6.0 - 9.0	6.0 - 9.0	Quarterly	Grab
Total Chloride (mg/L)	NR	250	Quarterly	Composite
Total Sulfate (mg/L)	NR	250	Quarterly	Composite
Total Dissolved Solids (TDS) (mg/L)	Record Value	500	Quarterly	Composite
Total Suspended Solids (TSS) (mg/L)	NR	100	Quarterly	Composite
Analysis is Required for All of the Following Parameters Except When: (1) Chemical is Not Used or (2) Those Marked NR				
Total Residual Chlorine ³ (mg/L)	5	5	Quarterly	Grab
Ethoxyquin (mg/L)	NR	5	Quarterly	Composite
SOPP (mg/L)	NR	6	Quarterly	Composite
TBZ (mg/L)	NR	10	Quarterly	Composite

¹ The recommended analytical methods are listed in **Appendix A**.

² This table applies to all other wastewater sources except cherry packing wastewater; see Table 21 for cherry packing wastewater information.

³ Required test only if chlorine or any chlorine-based products are used.

Table 21 – Cherry Packing Wastewater Discharges to a Percolation System – Effluent Limits & Monitoring

PARAMETER/POLLUTANT ¹	DAILY MAXIMUM PERMIT LIMIT	SAMPLE FREQUENCY ²	SAMPLE TYPE
<i>Analysis is required for all of the following parameters</i>			
Flow (gallons/day)	Record Value	1 per Cherry Packing Season	Measurement
BOD ₅ (mg/L)	100	1 per Cherry Packing Season	Composite
pH (standard units)	6.0 - 9.0	1 per Cherry Packing Season	Grab
Total Chloride (mg/L)	250	1 per Cherry Packing Season	Composite
Total Sulfate (mg/L)	250	1 per Cherry Packing Season	Composite
TDS (mg/L)	500	1 per Cherry Packing Season	Composite
TSS (mg/L)	100	1 per Cherry Packing Season	Composite
<i>Analysis is required for all of the following parameters except when the chemical is not used</i>			
Total Residual Chlorine ³ (mg/L)	5	1 per Cherry Packing Season	Grab

¹ The recommended analytical methods are listed in **Appendix A**.

² The cherry packing season is the period of time when cherries are harvested and packed. Monitoring is required 1 (one) time during actual packing operations.

³ Required test only if chlorine-based products are used.

F. TDM 6 – Surface Water

1. Definition of Surface Waters

The surface water TDM is a discharge to any of the surface waters of the state. Surface waters of the state include, but are not limited to, lakes, rivers, creeks, ponds, streams, inland waters, irrigation canals and return drains, wetlands, stormwater collection systems that discharge to a surface water, and all other surface waters and watercourses within the jurisdiction of the State of Washington. The Permittee's discharge must not cause or contribute to an exceedance of the state's water quality standards in *chapter 173-201A WAC*, and human health-based criteria in the National Toxics Rule [40 CFR, part 131.36].

2. Allowed Discharges to Surface Waters

The discharge of wastewater from fresh fruit packing facilities directly to

any surface waters of the state is only authorized for the following wastewater types:

- a. Process wastewater containing no chemical additives, containing only chlorine-based products, non-chlorine based sanitizers, or containing secondary treated linear alkyl sulfonate (LAS) based soaps, acidic or basic washes, buffers, and/or food grade waxes. These types of process wastewater discharges require a monthly Discharge Monitoring Report (DMR), see *Permit Special Condition S5.F.3*.
- b. NCCW containing no priority pollutants, dangerous wastes or toxics in toxic amounts. Permittees must pass a Whole Effluent Toxicity (WET) test before discharging NCCW with additives to any surface water.
For New Permittees: Conduct NCCW WET test within 12 months of permit effective date. **For Existing Permittees:** Conduct NCCW WET test within 90 days of any change of chemical. See Section S5.F.7 (Whole Effluent Toxicity) below, for more information regarding WET testing.

3. Monthly Discharge Monitoring Reports (DMRs)

Permittees that discharge process wastewater to a surface water are required to submit monthly DMRs. The parameters and limits are located within Table 22. These reports are due the 15th of each month following the monitoring period.

4. Best Management Practices (BMPs) and Other Requirements for Discharges to Surface Waters

- a. Comply with *Water Quality Standards for Surface Waters of the State of Washington, chapter 173-201A WAC*.
- b. Properly install, operate and maintain a lined and self-contained Ecology approved storage system. This storage system must provide, at a minimum, one full hour of detention time for the sedimentation of process wastewaters excluding NCCW or other department approved treatment. This storage system must meet the requirements of the lined lagoon TDM.
- c. Treat and dispose of any sludge or solid wastes produced during any sedimentation process in accordance with the terms of the Solid Waste Management Plan (SWMP) within the Environmental Compliance Plan (ECP) (see S.11). Compliance with all other state and county health department regulations must also be met.
- d. Monitor quarterly and submit on the applicable Annual DMRs all NCCW only discharges.

- e. Do not use chemicals in excess of those use rate limits given in Table 4.
- f. Do not discharge beyond those maximum permit limits in Table 22.
- g. Do not discharge priority pollutants, dangerous wastes or toxics in toxic amounts.
- h. Conduct and pass a Whole Effluent Toxicity (WET) test specified in *Permit Special Condition S5.F.7* in order to discharge NCCW with additives to a surface water. See bullet 7 under the Surface Water TDM for more information regarding WET tests.
- i. **Inspections** - When discharging process wastewater to a surface water, Permittees must conduct and record weekly inspections of the discharge outlet (i.e., pipe entering a river) to ensure proper operation. When discharging NCCW, Permittees must conduct quarterly inspections to ensure proper operation. The inspection record must include a description of any abnormalities observed and the actions taken to correct any abnormalities. Such abnormalities include, but are not limited to, foaming, sediment buildup, changes in biota, odors, abnormal colors or other evidence of water quality deterioration. Permittees must take immediate corrective action upon discovery of any significant abnormality and must report to Ecology within 48 hours of discovery.

Table 22 – Effluent Limits & Monitoring for Discharges to Surface Waters¹

PARAMETER/ POLLUTANT ²		DAILY MAXIMUM LIMIT	SAMPLE FREQUENCY		SAMPLE TYPE
			NCCW only	All other allowed wastewater sources	
Analysis is Required for All of the Following Parameters					
Flow (gallons/day)		Record Value	1/Discharge Event	Total Daily Flow	Measurement
BOD ₅ (mg/L)		30	Quarterly	Monthly	Composite
pH (standard units)		6.0 – 9.0	Quarterly	Monthly	Grab
Temperature (Celsius)		record value	Quarterly	Monthly	Grab
Total Chloride (mg/L)		250	Quarterly	Monthly	Composite
Total Suspended Solids (mg/L)		30	Quarterly	Monthly	Composite
Analysis is Required Only if Chlorine or Chlorine-Based Products are Used					
Total Residual Chlorine (mg/L)	Permit Limit	0.019	Quarterly	Monthly	Grab
	Enforcement Limit ³	0.050			

¹ If a Permittee has been assigned a wasteload allocation (WLA) due to the passage of a total maximum daily load (TMDL) there will be additional parameter(s) not listed in Table 22, **Appendix B** lists these Permittees and parameters.

² The recommended analytical methods are listed in **Appendix A**.

³ The established QL (Quantitation Level) will serve as the enforceable limit for this parameter when using the required Spectrophotometric, DPD method (SM 4500-Cl G), or any other EPA approved method that is approved by Ecology. A measured value between 0.019 and 0.050 mg/L is not a violation due to the uncertainty of the accuracy of test results at this low concentration. Results less than 0.050 mg/L must be reported as "<0.05 mg/L"

5. Mixing Zones

This general permit does not authorize mixing or dilution zones for discharges to surface waters.

6. Total Maximum Daily Load (TMDL) Requirements

This general permit does not authorize discharges to surface waters if the effluent exceeds a water quality criterion and the receiving water is on the most current 303(d) list for that criterion, unless the facility either selects an alternative TDM or participates in the Total Maximum Daily Load (TMDL) process for that water body. The facility must meet any Waste Load Allocation (WLA) assigned by the TMDL. If the facility is unable to meet the WLA under this general permit, the facility must apply for an individual NPDES permit. Should later evidence indicate that the antidegradation requirements for surface waters are not being met, Ecology may modify an individual permit coverage to provide more stringent effluent limits, best management practices, or other permit conditions as needed.

- a. If a Permittee has been assigned a WLA due to the EPA's approval of a TMDL, or if a Permittee is unsure if it has been assigned a WLA, **Appendix B** lists the TMDLs affecting fruit packers, each facility assigned a WLA, the parameter and its maximum limit and other information regarding the TMDL and WLA process.

7. Whole Effluent Toxicity (WET) Testing

All **New Permittees** with a surface water discharge of NCCW containing chemical additives must, within one year of receiving coverage under this general permit, submit to Ecology the results of a rapid screening WET test for acute toxicity, as specified in Table 23. **Existing Permittees** must, within 3 months of any changes in chemical additives, submit to Ecology the results of a WET test for acute toxicity, as specified in Table 23.

Any Permittee that fails a WET test must select a different TDM in order to continue to discharge NCCW containing chemical additives. *If* a Permittee fails a WET test, but still wishes to discharge NCCW with additives to a surface water, one of the following options must be completed:

- a. Select and implement an alternate chemical treatment regime and then repeat and pass the WET test.
- b. Apply for coverage under an individual NPDES permit. If a facility with an individual permit meets the requirements of *chapter 173-205 WAC* for attainment of the WET performance standard it may reapply for general permit coverage.

Table 23 – WET Test Requirements

	WET TEST FOR ACUTE TOXICITY
Test Name	Daphnid 48-hour survival static test
Test Method	EPA-821-R-02-012
Test Species	Ceriodaphnia dubia, Daphnia pulex or Daphnia magna
Pass	65% or above survival in 100% effluent
Fail	Below 65% survival in 100% effluent

S6. STORMWATER

The following applies to all facilities (new and current) that receive coverage under the General Permit for the Fresh Fruit Packing Industry:

- a. Permittee's are required to determine if stormwater at their facility are co-mingled with any facility discharges, including non-contact cooling water discharges, to surface waters of the state, or to any other TDM available to the facility.
- b. Stormwater, when it is combined with fruit packing process discharges, including non-contact cooling waters, is considered wastewater and remains covered under the General Permit for the Fresh Fruit Packing Industry, and additional coverage under the Washington State Industrial Stormwater General Permit may not be required.
- c. Additional monitoring and/or reporting may be required for facilities discharging combined stormwater and process discharge waters, on a case-by-case basis.

All facilities (new and current) that receive coverage under the General Permit for the Fresh Fruit Packing Industry that have stormwaters that discharge directly to surface waters or direct discharge to a storm sewer system, are subject to coverage under the Washington State Industrial Stormwater General Permit and shall apply for coverage under that permit. For more information, please refer to: <http://www.ecy.wa.gov/programs/wq/stormwater/industrial/index.html>

Permittees that plan to expand and/or build on their facility property may need to obtain the WA State Department of Ecology Construction Stormwater General Permit. If a construction activity will disturb one or more acres of land and will also discharge stormwater off site into waters of the state, the facility may need

to obtain this permit. For more information, please refer to:
<http://www.ecy.wa.gov/programs/stormwater/construction/index.html>.

S7. REPORTING AND RECORDKEEPING REQUIREMENTS

The Permittee must monitor and report in accordance with all of the conditions specified in this general permit. The falsification of any information submitted to Ecology is a violation of the terms and conditions of this general permit. All submittals to the Department of Ecology, including but not limited to reports, DMRs, and NOIs, must be submitted electronically, unless the permittee obtains an electronic reporting waiver. If Ecology has not yet made electronic submission available (e.g., if Ecology has not created a form in the WQWebPortal to submit NOIs), paper submittal is acceptable.

A. Reporting

- 1. Annual Discharge Monitoring Reports (ADMRs) {Previously called Yearly Facility Reports or YFR}, Monthly Discharge Monitoring Reports (MDMRs)**

The first monitoring period begins on **January 1, 2017 for ADMRs and the first month following permit coverage for MDMRs. Within 6 months** Permittees without electronic reporting waivers will submit DMRs through WQWebDMR.

- The Permittee must monitor quarterly and report annually on an Annual Discharge Monitoring Report (ADMRs) for all discharges except for the discharge of process wastewater to surface water(s). The Permittee must monitor and report discharges of process wastewater to surface water monthly on a Discharge Monitoring Report (MDMR). Non-contact cooling water (NCCW) discharging to surface waters is required to be monitored quarterly and reported on the Annual Discharge Monitoring Report (ADMRs).
 - Within 6 months of the effective date of this permit, summarize, report, and submit monitoring data obtained during each monitoring period on the electronic Discharge Monitoring Report (DMR) form provided by Ecology within WQWebDMR.** Include data for each of the parameters as required by the Annual or Monthly DMR. Report a value for each day sampling occurred (unless specifically exempted in the permit) and for the summary values (when applicable) included on the electronic form.

To find out more information and to sign up for WQWebDMR go to:

<http://www.ecy.wa.gov/programs/wq/permits/paris/webdmr.html>

If unable to submit electronically (for example, if you do not have an internet connection), the Permittee must contact Ecology to request a waiver and obtain instructions on how to obtain a paper copy DMR.

- Permittees must keep Batch Mix Records for all discharges of packing line, pear float tank and drencher wastewater. Each batch made, mixed and discharged throughout the entire year must be recorded on the Batch Mix Record. Records must be kept on site and available for random inspection by Ecology. Facilities will be chosen at random per year resulting in the inspection of all Permittee's records during the 5-year permit cycle.
 - Permittees with lined lagoons that require groundwater monitoring wells must sample quarterly and submit to Ecology quarterly the results of the groundwater monitoring.
 - Annual DMRs (along with Stormwater DMRs) must be post-marked or received by January 31st of the year following the completed monitoring period. Monthly DMRs must be post-marked or received by the 15th of the month following the completed monitoring period. Groundwater monitoring well sampling results must be post-marked or received by the 15th of the month following the completed monitoring period.
3. **“No-discharge” reporting violations** - Permittees must submit all Annual DMRs and Monthly DMRs whether or not the facility was discharging or operating. If the Permittee did not discharge during a given monitoring period, submit the form as required, with the code “C” entered in the appropriate box.
4. **Response to a Missed Analysis, Missed Reporting Requirement, or Violation/Permit Limit Exceedance** - For each missed analysis, missed reporting requirement (also known as “non-reports”), or violation/permit limit exceedance, submitted within an Annual DMR and/or a Monthly DMR, Permittees are required to submit to Ecology the missing data or submit a detailed written report or explanation. This report or explanation should describe the nature of the violation, corrective action taken and/or planned, steps to be taken to prevent a reoccurrence, results of any re-sampling and any other pertinent information. This report or explanation can be written or attached to the DMR. Submit all required documents through WQWebDMR, or if operating under an electronic reporting waiver, to the appropriate Ecology regional office.

B. Recordkeeping

The Permittee must maintain on-site, all the records and/or documents from any activities required by this permit, including wastewater monitoring activities. These reports and/or documents must be retained on-site for a minimum of five (5) years. The Permittee shall extend the period of records retention during the course of any unresolved litigation regarding the *discharge of pollutants* by the Permittee or when requested by *Ecology*. The Permittee must make these records and/or documents available for immediate inspection by Ecology personnel, or within 14 business days of a written request from Ecology.

1. The records and/or documents must include, at a minimum, the following:
 - a. A copy of this general permit
 - b. Permit coverage sheet
 - c. Completed *application for permit coverage* (copy – original sent to Ecology). Ecology has accepted PARIS as a means of maintaining records.
 - d. Annual Discharge Monitoring Reports (ADMRs) (copies – originals sent to Ecology)
 - e. Records of monitoring activities and laboratory reports. For each report the Permittee must include:
 - The date, exact place and time of sampling
 - The dates that the analyses were performed
 - The individual who performed the analysis
 - The analytical techniques/methods used
 - The results of all analyses
 - f. Monthly Discharge Monitoring Reports (MDMRs) (copies – originals sent to Ecology)
 - g. Environmental Compliance Plan (ECP)
 - h. Road Management Plan (RMP)
 - i. Batch Mix Records
 - j. TDM inspection records
 - k. Stormwater inspection reports
 - l. Maintenance/calibration records
 - m. Engineering reports
 - n. Any original strip chart recordings for continuous monitoring instrumentation
 - o. Any chain-of-custody documentation
 - p. The contract for any hauled discharges (see *Permit Special Condition S12*).

q. Records of all hauled discharges (wastewater and sludge) including:

- Date
- Time
- Volume
- Driver
- Destination
- Type of material hauled
- Application area

r. Any other additional information which Ecology may determine to be necessary, on a facility-specific basis. Facility will be notified in writing of any such information needed.

C. Request for reduction in monitoring

The Permittee may request a reduction of the sampling frequency after twelve (12) months (or 4 quarters) of monitoring. Ecology will review each request and at its discretion grant the request in writing when it reissues the permit coverage or by a permit coverage modification.

The Permittee must:

1. Provide a written request.
2. Clearly state the parameters for which it is requesting reduced monitoring.
3. Clearly state the justification for the reduction.

D. Public Access to Plans

The Permittee shall provide access to, or a copy of, all permit-required plans and records to the public when requested in writing. Upon receiving a written request from the public, the Permittee shall:

1. Provide a copy of the plans and records to the requestor within 14 business days of receipt of the written request; or
2. Notify the requestor within ten days of receipt of the written request of the location and times within normal business hours when the requestor may view the plans and records, and provide access to the plans and records within 14 business days of receipt of the written request; or
3. Provide a copy of the plans and records to Ecology, where the requestor may view the plans and records, within 14 business days of a request; or may arrange with the requestor for an alternative, mutually agreed upon location for viewing and/or copying of the plans and records. If access to

the plans and records is provided at a location other than at an Ecology office, the Permittee will provide reasonable access to copying services for which it may charge a reasonable fee.

S8. FLOW MEASUREMENT & FIELD MEASUREMENT DEVICES

The Permittee must select and use appropriate flow measurement and field measurement devices and methods consistent with accepted scientific practices. Install, calibrate and maintain these devices to ensure the accuracy of the measurement is consistent with the accepted industry standard and the manufacturer's recommendation for that type of device.

- A. **Field Measurement** - Use these devices as directed by the manufacturer and do not use reagents beyond their expiration dates.
- B. **Flow Measurement** - Calibrate flow monitoring devices at a minimum frequency of at least one calibration per year or at the frequency recommended by the manufacturer. Retain calibration records for at least five years.

S9. SAMPLING AND ANALYTICAL PROCEDURES

The Permittee must:

- A. Take samples and measurements that represent the volume and nature of the final discharge to the specific TDM to meet the requirements of this general permit.
- B. Take representative samples of any intermittent discharges, unusual discharge or discharge conditions, bypasses, upsets and maintenance related conditions affecting effluent quality.
- C. Choose the sample day(s) and time(s) to adequately represent the characterization of the facility's discharge(s) during the peak time of the packing season.
- D. Use the recommended analytical methods for the parameters contained in **Appendix A**, unless otherwise specified in this general permit or approved in writing by Ecology. For more information regarding the required sampling analytical methods please read 40 CFR, part 136 or the latest revision of Standard Methods for the Examination of Water and Wastewater (APHA).
- E. Analyze parameters/chemicals with no appropriate method found in **Appendix A** of this general permit or in 40 CFR, part 136 by using those methods found in the Pesticide Analytical Manual, as amended.

- F. Analyze pH, temperature and total residual chlorine using grab samples immediately after collection. If a Permittee is unable to perform an on-site analysis of pH and/or total residual chlorine, then these samples must be submitted to an accredited laboratory for analysis that same day, optimally within four hours of pulling the sample.
- G. Test for total residual chlorine by using the Spectrophotometric, DPD method (SM 4500-Cl G) or any other EPA approved method with Ecology approval of use. The established QL (quantitation level) will serve as the enforceable limit for this parameter. A measured value between 0.019 and 0.05 mg/L may not be a violation due to the uncertainty of the accuracy of test results at low concentrations. A result less than 0.05 mg/L must be reported as "<0.05 mg/L."
- H. Measure all parameters besides flow and those listed in *Permit Special Condition S9.F* above, using representative composite samples.
- I. Sample groundwater by conforming to the latest protocols in the Implementation Guidance for the Groundwater Quality Standards, (Ecology, 2005).
- J. Conduct and report all soil analysis in accordance with the most recent version of Laboratory Procedures, Soil Testing Laboratory, Washington State University – November, 1981. Or in accordance with the most recent version of Plant, Soil and Water Analysis Manual and Reference Methods for the Western Region, Western States - 2nd edition.
- K. Conduct all whole effluent toxicity (WET) testing as specified in *Permit Special Condition S5.F.6*. All testing and reporting must be done in accordance with the most recent version of Laboratory Guidance and Whole Effluent Toxicity Test Review Criteria, WA State Department of Ecology publication# WQ-R-95-80.

S10. LABORATORY ACCREDITATION

The Permittee must ensure that the monitoring data received by Ecology is prepared by a laboratory registered or accredited under the provisions of Accreditation of Environmental Laboratories, Chapter 173-50 WAC. However, the mostly on-site parameters of flow, temperature, pH and total residual chlorine are exempt from this requirement. Crops and soils data are process control parameters which do not require preparation by an accredited laboratory. However, the Permittee must obtain this data from a reputable agricultural test lab that is an active participant in a nationally recognized agricultural laboratory proficiency testing program.

S11. ENVIRONMENTAL COMPLIANCE PLAN

The Permittee must develop, implement and retain on-site an Environmental Compliance Plan (ECP) in accordance with the following conditions:

1. An update of an existing ECP deemed complete by Ecology will satisfy this requirement.
2. At a minimum, the plan shall include items from the form specifically developed by Ecology for this general permit.
3. New Permittees must develop and implement the ECP no later than one (1) year after commencement of any wastewater discharge.
4. Review and update the ECP as needed, but at a minimum of once per permit cycle (five years) or at the time of any permit modification. All ECP modifications will become immediately effective.
5. Retain the ECP on site and make it available for inspection by Ecology personnel upon request.
6. The development of any ECP, in accordance with this general permit, does not relieve the Permittee from compliance with, or ensure compliance with, the following:
 - Federal spill protection requirements contained in 40 CFR, part 112 of the Federal Register.
 - Federal solid waste requirements contained in 40 CFR, part 503 of the Federal Register.
7. All ECPs must contain the following sections:
 1. **Treatment/Disposal Operations Plan** - This is equivalent to an Operation & Maintenance (O & M) Manual. It must contain descriptions of all the TDMs used along with instructions for the operations and maintenance of these TDMs during both normal and upset conditions.
 2. **Solid Waste Management Plan (SWMP)** - This plan must incorporate all solid wastes generated at the facility with the exception of those regulated by Washington State Dangerous Waste Regulations, Chapter 173-303 WAC. The plan must include at a minimum, a description, source, generation rate and disposal method for all solid waste generated on site. The plan must also ensure that no waste or leachate from that solid waste material will enter state waters without providing AKART, nor allow such leachate to cause violations of Water Quality Standards for Groundwater of the State of Washington, Chapter 173-200 WAC and Water Quality Standards for Surface Waters of the State of Washington, Chapter 173-201A. This plan must not be at variance with any approved local solid waste management plans and must be in accordance with Minimum

Functional Standards for Solid Waste Handling, Chapter 173-304 WAC and/or the revised Solids Waste Handling Standards, Chapter 173-350 WAC, and Washington State Dangerous Waste Regulations, Chapter 173-303 WAC.

3. **Spill Prevention Plan (SPP)** - This plan must provide for the prevention, containment and control of spills or unplanned discharges of:
 - a. Oil and petroleum products.
 - b. Materials, which when spilled, or otherwise released into the environment, are designated dangerous or extremely hazardous waste by the procedures set forth in Chapter 173-303-070 WAC.
 - c. Other materials which may become pollutants or cause pollution upon reaching waters of the state.

The SPP must include, at a minimum, the following:

- a. A description of the reporting system the Permittee will use to alert responsible managers and legal authorities in the event of a spill.
- b. A list of all oil and chemicals used, processed or stored at the facility which may be spilled into waters of the state or drains to waters of the state. This include both surface and groundwater.
- c. A description of preventative measures and facilities (including an overall facility map showing drainage patterns) which prevent, contain or treat spills of these materials.

S12. HAULED DISCHARGES

The Permittee bears the primary responsibility for assuring that any discharges hauled to off-site locations are disposed of in strict compliance with all appropriate TMDs, limits, BMPs and any other terms or conditions of this general permit. The Permittee must ensure that the hauler is made aware of all the appropriate requirements of this general permit regarding any discharge from the Permittee that the hauler will be disposing. The Permittee's responsibilities will exist in all situations even when the hauler/disposer is a contracted agent. A contracted agent has secondary responsibility for assuring that any discharges hauled to off-site locations are disposed of in strict compliance with any appropriate TDMs, limits, BMPs or any other terms or conditions of this general permit.

When a contracted hauler is used, the Permittee must retain on-site a written contract, properly dated and signed by both parties (Permittee and contracted hauler) prior to hauling any discharge.

The written contract must include, at a minimum, the following:

- The name, address and telephone number of the contracted hauler
- The dates or time period for which the contract will be valid
- The nature and volume of the discharges to be hauled
- The final discharge location of any hauled discharges
- A statement that both parties are fully aware and agree to fully comply with their responsibilities as given above
- Dates and signatures of both parties

For each hauled discharge the following information must be recorded, maintained on-site and available for inspection upon request.

- Date
- Time
- Volume
- Driver's name
- Destination
- Type of material hauled
- Application area type
- Inspection results as specified in the "inspection" section of the appropriate TDM.

S13. MID PERMIT CYCLE APPROVAL FOR THE CONDITIONAL USE OF PRODUCTS/CHEMICALS NOT ALLOWED FOR USE IN THIS GENERAL PERMIT

Ecology may modify this general permit mid-permit cycle, to allow for the conditional use of products/chemicals if the Permittee follows the procedures listed below:

- A. Products/chemicals must be approved for a specific use by the United States Environmental Protection Agency (EPA) and/or the Washington State Department of Agriculture (WSDA).
- B. **Risk Assessment** - These products/chemicals must undergo a risk assessment process in order to be approved for conditional use by Ecology. This risk assessment must be an evaluation of the product/chemical independent of the risk assessment performed by the EPA during the registration process and is intended to be more specific to Washington State water quality concerns.

The risk assessment must be prepared by a qualified toxicologist(s), preferably working for the company that produces the product/chemical, be approved by Ecology and include the following information:

1. Qualifications of the toxicologist(s) who prepared the risk assessment.
2. The following information:
 - Manufacturer name
 - Brand name
 - Chemical name and formula
 - Identifying numbers (i.e., CAS #)
 - Physical properties
 - Fruit type it can be used on (i.e., apples, pears, cherries, etc.)
 - Part of packing process it can be used in (i.e., dip tanks, drenchers, float tanks, etc.)
 - Concentrations (label use and discharge rates)
 - Mass loading concentrations
 - Any potential pretreatments
 - Half-life (soil and water)
3. All available toxicity information concerning human and aquatic health effects from the product/chemical acquired since the issuance of EPA's most recent risk assessment on the active ingredient.
4. All available environmental and ecological information about the product/chemical and its environmental fate and effects on water, soil and POTWs, specifically at the label use rate and discharge concentrations.
5. Verification that the product/chemical will meet the specified general conditions and prohibitions of this general permit.
6. A summary and assessment of the peer-reviewed literature concerning the product since the issuance of EPA's most recent risk assessment.
7. Mitigation measures for the discharge and disposal of the product/chemical.
8. Be approved by Ecology if not specifically listed in this permit.

GENERAL CONDITIONS

G1. Discharge Violations

All discharges and activities authorized by this general permit shall be consistent with the terms and conditions of this general permit. Any discharge of any pollutants more frequently than, or at a level in excess of that identified and authorized by this general permit, shall constitute a violation of the terms and conditions of this general permit.

G2. Signatory Requirements

A. All permit *applications* shall be signed:

1. In the case of corporations, by a *responsible corporate officer*.
2. In the case of a partnership, by a general partner of a partnership.
3. In the case of sole proprietorship, by the proprietor.
4. In the case of a municipal, state, or other public *facility*, by either a principal executive officer or ranking elected official.

B. All reports required by this permit and other information requested by Ecology shall be signed by a person described above or by a duly authorized representative of that person. A person is a duly authorized representative only if:

1. The authorization is made in writing by a person described above and submitted to the Ecology.
2. The authorization specifies either an individual or a position having responsibility for the overall operation of the regulated facility, such as the position of plant manager, superintendent, position of equivalent responsibility, or an individual or position having overall responsibility for environmental matters.

C. Changes to authorization. If an authorization under paragraph G2.B.2 above is no longer accurate because a different individual or position has responsibility for the overall operation of the facility, a new authorization satisfying the requirements of paragraph G2.B.2 above shall be submitted to Ecology prior to, or together with, any reports, information, or *applications* to be signed by an authorized representative.

D. Certification. Any person signing a document under this section shall make the following certification:

"I certify under penalty of law, that this document and all attachments were prepared under my direction or supervision in accordance with a system designed to assure that *qualified personnel* properly gathered and evaluated the information submitted. Based on my inquiry of the person or persons who manage the system, or those persons directly responsible for gathering information, the information submitted is, to the best of my knowledge and belief, true, accurate, and complete. I am aware that there are significant penalties for submitting false information, including the possibility of fine and imprisonment for knowing violations."

G3. Termination of Individual Permits upon Issuance of General Permit Coverage

Any previously issued individual permit will remain in effect until terminated in writing by Ecology, except that continuation of an expired, or expiring, individual permit (pursuant to *chapter 173-220-180 (5) WAC*) will terminate upon coverage under this general permit.

G4. Requests to be Excluded from Coverage under a General Permit

Any Permittee authorized by this general permit may request to be excluded from coverage under this general permit by applying for an individual permit. The Permittee must submit to the Director an application as described in *chapter 173-220-040 WAC* or *chapter 173-216-070 WAC*, whichever is applicable, with reasons supporting the request. The director will either issue an individual permit or deny the request with a statement explaining the reason for the denial.

G5. Termination of General Permit Coverage upon Issuance of an Individual Permit

When an individual permit is issued to a Permittee otherwise subject to this general permit, the applicability of this general permit to that Permittee is automatically terminated on the effective date of the individual permit.

G6. Property Rights

This general permit does not convey any property rights of any sort, or any exclusive privilege.

G7. Payment of Fees

The Permittee must submit payment of permit fees associated with this general permit as assessed by Ecology.

Ecology may revoke permit coverage, take enforcement actions, collection or other actions, if the permit fees established under *chapter 173-224 WAC* are not paid.

G8. Severability

The provisions of this general permit are severable, and if any provisions of this general permit, or application of any provision of this general permit to any circumstance, is held invalid, the application of such provision to other circumstances, and the remainder of this general permits shall not be affected thereby.

G9. Right of Inspection and Entry

The Permittee must allow an authorized representative of Ecology, upon the presentation of credentials and other such documents as may be required by law:

- A. To enter the premises where a discharge is located or where any records must be kept under the terms and conditions of this general permit.
- B. To have access to and copy, at reasonable times and at reasonable costs, any records that must be kept under the terms and conditions of this general permit.
- C. To inspect at reasonable times any facilities, equipment (including monitoring and control equipment), practices, methods or operations regulated or required under this general permit.
- D. To sample or monitor at reasonable times any substances or parameters at any location for the purposes of assuring permit compliance or as otherwise authorized by the Federal Clean Water Act.

G10. Duty to Reapply

The Permittee must reapply for coverage under this general permit, at least 180 days prior to the specified expiration date of this general permit. An expired permit continues in force and effect until a new permit is issued or until Ecology cancels it. Only those Permittees which have reapplied for coverage under this general permit are covered under the continued permit.

G11. Duty to Provide Information

The Permittee must submit to Ecology, within a reasonable time, all information which Ecology may request to determine whether cause exists for modifying, revoking, reissuing or terminating permit coverage or to determine compliance with this general permit. The Permittee must also submit to Ecology upon request, copies of records required to be kept by this general permit.

G12. Additional Monitoring

Ecology may establish specific monitoring requirements in addition to those contained in this general permit by administrative order or through permit modification.

G13. Reporting Other Information

Where the Permittee becomes aware that it failed to submit any relevant facts in a permit application, or submitted incorrect information in a permit application or in any report to Ecology, it must promptly submit such facts or information.

G14. Plan Review Required

Prior to constructing or modifying any wastewater control facilities, an engineering report, detailed plans, and specifications must be submitted to Ecology for approval, in accordance with *Chapter 173-240 WAC*. Engineering reports, plans and specifications should be submitted at least 180 days prior to the planned start of construction. Permittees must be construct and operate the wastewater control facilities in accordance with the approved plans.

G15. General Permit Modification and Revocation

This general permit may be modified, revoked, reissued or terminated in accordance with the provisions of *chapter 173-226 WAC*. Grounds for modification, revocation and reissuance include, but are not limited to the following:

- A. When a change occurs in the technology or practices for control or abatement of pollutants applicable to the Permittees of this general permit.
- B. When effluent limitation guidelines or standards are promulgated pursuant to the Federal Clean Water Act or *chapter 90.48 RCW*, for the Permittees of this general permit.
- C. When a water quality management plan containing requirements applicable to the Permittees covered under this general permit is approved.
- D. When obtained information indicates that cumulative effects on the environment from Permittees covered under this general permit are unacceptable.

G16. Reporting a Cause for Modification of Coverage

The Permittee must submit a new *Application for Permit Coverage* whenever facility expansions occur, production increases or process modifications are anticipated that will result in new or substantially increased discharges of pollutants or a change in the nature of the discharge of pollutants or violate the terms and conditions of this general permit.

Substantially increased discharges of pollutants or a change in the nature of the discharge of pollutants for this industry means a wastewater discharge increase of 25% over the amount specified in the current Application for Permit Coverage, a new source of wastewater that requires different treatment processes and alters wastewater discharge characteristics, or a change/addition of the chemicals used, altering the wastewater discharge characteristics. This new Application for Permit Coverage must be submitted at least 60 days prior to the proposed changes. Submission of the Application for Permit Coverage does not relieve the Permittee of the duty to comply with the existing permit. Any maintenance of facilities, which might necessitate unavoidable interruption of operation and degradation of effluent quality, must be scheduled during non-critical water quality periods and carried out in a manner approved by Ecology.

G17. Permit Coverage Revoked

Pursuant with *chapter 43.21B RCW* and *chapter 173-226 WAC*, the Director may require any Permittee authorized to discharge under this general permit, to apply for and obtain coverage under an individual permit or another more specific and appropriate general permit. Those Permittees who have their coverage revoked for cause according to *chapter 173-226-240 WAC* may request temporary coverage under this general permit during the time an individual permit is being developed, provided the request is made within 90 days from the time of revocation and is submitted along with a complete individual permit application form. Cases where revocation of coverage may be required include, but are not limited to, the following:

- A. Violation of any term or condition of this general permit.
- B. Obtaining coverage under this general permit by misinterpretation or failure to disclose fully all relevant facts.
- C. A change in any condition that requires either a temporary or permanent reduction or elimination of this permitted discharge.
- D. Failure or refusal of the Permittee to allow entry as required in *chapter 90.48.090 RCW*.
- E. A determination that the permitted activity endangers human health or the environment, or contributes to water quality standards violations.
- F. Nonpayment of permit fees or penalties assessed pursuant to *chapter 90.48.465 RCW* and *chapter 173-224 WAC*.
- G. Failure of the Permittee to satisfy the public notice requirements of *chapter 173-226-130(5) WAC*, when applicable.
- H. Incorporation of an approved local pretreatment program into a municipality's permit.

G18. Permit Transfer

Coverage under this *general permit* shall automatically transfer to a *new discharger*, if all of the following conditions are met:

1. The Permittee (existing *discharger*) and *new discharger* submit to *Ecology* a complete, written, signed agreement (Transfer of Coverage Form) containing a specific date for transfer of permit responsibility, coverage, and liability.
2. The type of industrial activities and practices remain substantially unchanged.
3. *Ecology* does not notify the Permittee of the need to submit a new *application* for coverage under the *general permit* or for an individual permit pursuant to Chapters 173-216, 173-220, and 173-226 WAC.
4. *Ecology* does not notify the existing *discharger* and *new discharger* of its intent to revoke coverage under the *general permit*. The transfer is effective on the date specified in the written agreement unless *Ecology* gives this notice.

G19. Duty to Comply

The Permittee must comply with all conditions of this general permit. Any permit noncompliance constitutes a violation of the Federal Clean Water Act, *chapter 90.48 RCW* or *chapter 173-226 WAC* and is grounds for enforcement action, for permit termination, or denial of a permit renewal application.

G20. Discharges from Activities Not Covered by the General Permit

The discharge of pollutants resulting from activities not covered under this general permit will be a violation of terms and conditions of this general permit, unless such discharges are covered under another discharge permit.

G21. Reduced Production for Compliance

The Permittee, in order to maintain compliance with this general permit, must control production and/or discharges upon reduction, loss, failure or bypass of the treatment facility until the facility is restored or an alternative method of treatment is provided.

G22. Other Requirements of 40 CFR

All other requirements of 40 CFR are incorporated in this general permit by reference.

G23. Compliance with Other Laws and Statutes

Nothing in this general permit will be constructed as excusing the Permittee from compliance with any applicable federal, state, local statutes, ordinances or regulations.

G24. Proper Operation and Maintenance

The Permittee must at all times properly operate and maintain all facilities and systems of collection, treatment and control (and related appurtenances) which are installed or used by the Permittee of pollution control.

G25. Response to Significant Violations

In the event that the Permittee causes a significant violation(s) of the terms and conditions of this general permit, the Permittee must:

- A. Immediately take action to stop, contain and cleanup unauthorized discharges or otherwise stop the violation and correct the problem.
- B. Repeat sampling and analysis of any violation and submit the results to Ecology within 30 days after becoming aware of the violation.
- C. Immediately notify Ecology of the failure to comply.
- D. Submit a detailed written report to Ecology within 30 days (five days for upsets and bypasses), unless requested earlier by Ecology. The report should describe the nature of the violation, corrective action taken and/or planned, steps to be taken to prevent a reoccurrence, results of the re-sampling and any other pertinent information.

Compliance with these requirements does not relieve the Permittee from responsibility to maintain continuous compliance with the terms and conditions of this general permit or the resulting liability for failure to comply.

G26. Toxic Pollutants

The Permittee must comply with the effluent standards or prohibitions established under Section 307(a) of the Federal Clean Water Act for toxic pollutants within the time provided in the regulations that establish those standards or prohibitions, even if this general permit has not yet been modified to incorporate the requirement.

G27. Removed Substances

Collected screenings, grit, solids, sludge, filter backwash or other pollutants removed in the course of treatment or control of wastewaters must not be re-suspended or reintroduced to the final effluent stream for discharge to waters of the state.

G28. Upset

Definition – “upset” means an exceptional incident in which there is unintentional and temporary noncompliance with technology-based effluent limitations because of factors beyond the reasonable control of the Permittee. An upset does not include noncompliance to the extent caused by operational error, improperly designed treatment facilities, inadequate treatment facilities, and lack of preventative maintenance or careless/improper operation.

An upset constitutes an affirmative defense to an action brought for noncompliance with such technology-based permit effluent limitations if the requirements of the following paragraph are met.

A Permittee, who wishes to establish the affirmative defense of an upset, must demonstrate, through properly signed, contemporaneous operating logs or other relevant evidence that:

- A. An upset occurred and that the Permittee can identify the cause(s) of the upset.
- B. The permitted facility was being properly operated at the time of the upset.
- C. The Permittee submitted notice of the upset as required in this general permit.
- D. The Permittee complied with any remedial measures required in this general permit.

In any enforcement proceeding, the Permittee seeking to establish the occurrence of an upset has the burden of proof.

G29. Enforcement

Any violation of the terms and conditions of this general permit, the state Water Pollution Control Act and the Federal Clean Water Act will be subject to the enforcement sanctions, direct and indirect, as provided for in *chapter 173-226-250 WAC*.

G30. Penalties for Tampering

The Federal Clean Water Act provides that any person, who falsifies, tampers with or knowingly renders inaccurate any monitoring device or method required to be maintained under this general permit may, upon conviction, be punished by a fine of not more than \$10,000 per violation, or by imprisonment for not more than two years per violation, or by both.

G31. Penalties for Violating Permit Conditions

Any person who is found guilty of willfully violating the terms and conditions of this general permit may be deemed guilty of a crime and upon conviction thereof, may be punished by a fine of up to \$10,000 and costs of prosecution, or by imprisonment at the discretion of the court. Each day upon which a willful violation occurs may be deemed a separate and additional violation.

Any Permittee who violates the terms and conditions of this general permit may incur, in addition to any other penalty as provided by law a civil penalty in the amount of up to \$10,000 for every such violation. Each and every such violation may be a separate and distinct offense, and in the case of a continuing violation, every day may be deemed a separate and distinct violation.

G32. Appeals

The terms and conditions of this general permit as they apply to the appropriate class of discharges are subject to appeal within 30 days of issuance of this general permit in accordance with *chapter 43.21(B) RCW* and *chapter 173-226 WAC*. An individual Permittee is subject to appeal the general permit coverage in accordance with *chapter 43.21(B) RCW* within 30 days of the effective date of coverage. Consideration of an appeal of permit coverage by an individual discharger is limited to the general permit's applicability or non-applicability to that same discharger. Appeal of permit coverage by an individual discharger must not affect any other individual dischargers. If the terms and conditions of this general permit are found to be inapplicable to any discharger(s), the matter will be remanded to Ecology for consideration of issuance of an individual permit or permits.

APPENDIX A—Recommended Analytical Methods

PARAMETER	RECOMMENDED ANALYTICAL METHOD(S)	Detection Level (DL) ¹	Quantitation Level (QL) ²
BOD ₅	SM ³ 5210 B-2001	2 mg/L	2 mg/L
Captan®	EPA ⁴ 617 SM 6410 B	10 mg/L	10 mg/L
Difenoconazole	High Performance Liquid Chromatography (HPLC) Method ₅	0.5 mg/L	0.5 mg/L
Ethoxyquin	High Performance Liquid Chromatography (HPLC) Method ₅	0.2 mg/L	0.2mg/L
Ferrous Iron	Dipyridyl method ⁶ SM 3500 –Fe B ⁶	N/A	N/A
Flow	Calibrated device/meter	N/A	N/A
Fludioxonil	High Performance Liquid Chromatography (HPLC) Method ₅	0.5 mg/L	0.5 mg/L
Freeboard	Measurement	N/A	N/A
pH	SM 4500-H ⁺ B	N/A	N/A
Natamycin	HPLC with UV Detection	0.6 (mg/L)	0.2 (mg/L)
Nitrate/Nitrite as Nitrogen	SM 4500-NO ₃ -E/F/H	100 µg/L	100 µg/L
Oil Sheen	N/A Visible? Yes or No	N/A	N/A
Pyrimethanil	High Performance Liquid Chromatography (HPLC) Method ₅	0.2 mg/L	0.2 mg/L
Settleable Solids	SM2540 –F		0.1-1 (ml/L)
SOPP	High Performance Liquid Chromatography (HPLC) Method ₅	0.2 mg/L	0.2 mg/L
TBZ	EPA 641	0.2 mg/L	0.2 mg/L
Temperature	Analog recorder or use micro-recording devices known as thermistors	0.2 °C	0.2 °C
Total Chloride	SM4500-Cl B/C/D/E SM4110 B		1.5 mg/L
Total Copper	EPA 200.8	0.4 µg/L	0.2 µg/L
Total Dissolved Solids (TDS)	SM2540 C	20 mg/L	20 mg/L

PARAMETER	RECOMMENDED ANALYTICAL METHOD(S)	Detection Level (DL) ¹	Quantitation Level (QL) ²
Total Phosphorus	SM 4500 PB followed by SM4500-PE/PF	3 mg/L	10 mg/L
Total Residual Chlorine	SM 4500-Cl G	0.05 mg/L	0.05 mg/L
Total Sulfate	SM4110-B	0.2 mg/L	0.2 mg/L
Total Suspended Solids (TSS)	SM 2540 D	5 mg/L	5 mg/L
Total Zinc	EPA 200.8	0.5 µg/L	2.5 µg/L
Turbidity	EPA 180.1 SM 2130 B	0.5 NTU	0.5 NTU

¹ Detection Level (DL) or detection limit means the minimum concentration of an analyte (substance) that can be measured and reported with a 99% confidence that the analyte concentration is greater than zero as determined by the procedure given in 40 CFR part 136, Appendix B.

² Quantitation Level (QL) also known as Minimum Level of Quantitation (ML) – The lowest level at which the entire analytical system must give a recognizable signal and acceptable calibration point for the analyte. It is equivalent to the concentration of the lowest calibration standard, assuming that the lab has used all method-specified sample weights, volumes, and cleanup procedures. The QL is calculated by multiplying the MDL by 3.18 and rounding the result to the number nearest to (1, 2, or 5) x 10ⁿ, where n is an integer (64 FR 30417). ALSO GIVEN AS: The smallest detectable concentration of analyte greater than the Detection Limit (DL) where the accuracy (precision & bias) achieves the objectives of the intended purpose. (Report of the Federal Advisory Committee on Detection and Quantitation Approaches and Uses in Clean Water Act Programs Submitted to the US Environmental Protection Agency, December 2007).

³ SM is Standard Methods.

⁴ EPA is United States Environmental Protection Agency.

⁵ Some labs may or may not test for this chemical. Those that do test for this chemical may have a proprietary method based on EPA 641 Method.

⁶ Check with your laboratory.

APPENDIX B—Total Maximum Daily Load (TMDL) Requirements

Additional permit requirements are based on applicable TMDLs and WLAs.

NAME OF TMDL	Wenatchee River Watershed Dissolved Oxygen and pH Total Maximum Daily Load: Water Quality Improvement Report		
EPA APPROVED DOCUMENT FOR TMDL	Wenatchee River Watershed Dissolved Oxygen and pH Total Maximum Daily Load – Water Quality Improvement Report August 2009 Publication No. 08-10-062 revised		
LOCATION OF ORIGINAL 303(D) LISTINGS	Brender Creek (WA-45-1100) Chumstick Creek (WA-45-1200) Icicle Creek (WA-45-1017) Wenatchee River (WA-45-1010) Wenatchee River (WA-45-1020)		
PARAMETER	Phosphorous (see Appendix A for analytical methods)		
PERMITTEES & WLAs FOR PHOSPHOROUS		Discharge ID# from Permittee's permit coverage sheet	DAILY PHOSPHORUS MAXIMUM WASTE LOAD (kg/day)
	WAG 43-5090	003A	0.0148
		003B	0.0045
		003C	0.0030
		003D	0.0026
		003E	0.0047
	WAG 43-5094	004	0.0330
		005	0.0465
	WAG 43-5140	006	0.0025

Each facility will need to sample for phosphorous once during each of the critical periods and the results must be at or below the daily maximum permit limits given in the above table. Due to the critical periods of the Wenatchee River watershed, these samples must be taken during certain months of each quarter:

1st and 2nd Quarters (1st Critical Period see below) – sample must be taken either in March, April or May

3rd and 4th Quarters (2nd Critical Period see below) – sample can be taken any time during the 3rd quarter or during October

- CRITICAL PERIODS - The critical periods are the times of year when the river has relatively low stream flows. The critical periods for this watershed are 1) **March through May** and 2) **July through October**. Phosphorous levels in the Wenatchee watershed must be reduced during these critical periods to improve Dissolved Oxygen (DO) and pH levels in the watershed to protect Endangered Species Act listed fish, and to protect other uses.

APPENDIX C—Glossary

Antidegradation Policy – Is as stated in *chapter 173-201A WAC*.

Anaerobic Conditions - Soils that are saturated or flooded and depleted of oxygen.

Authorized Representative – (1) If the entity is a corporation, the president, secretary, treasurer, or a vice-president of the corporation in charge of principal business functions or any other person who performs similar policy or decision-making functions for the corporation or the manager of one or more manufacturing, production, or operation facilities, if authority to sign documents has been assigned or delegated to the manager in accordance with corporate procedures. (2) If the entity is a partnership or sole proprietorship, a general partner or proprietor, respectively. (3) If the entity is a federal, state or local governmental facility, a director or the highest official appointed or designated to oversee the operation and performance of the activities of the government facility, or his/her designee. The individuals described above, may designate another authorized representative if the authorization is in writing, specifies the individual or position responsible, and is submitted to Ecology.

Best Management Practices (BMPs) – Schedules of activities, prohibitions of practices, maintenance procedures and other management practices to prevent or reduce the pollution of waters of the state. BMPs include, but are not limited to, treatment requirements, operating procedures and practices to control site runoff, spillage or leaks, sludge or waste disposal or drainage from raw material storage.

Biochemical Oxygen Demand (BOD₅) – The quantity of oxygen required for aerobic bacteria to oxidize the organic decomposable matter in water under standard laboratory procedures in five days at 20°C, expressed in milligrams per liter (mg/L). It is an index to the degree of organic pollution in water.

Bypass – The intentional diversion of waste streams from any portion of a treatment (pollution control) facility or system.

Certified Geomembrane Specialist – Certified through the International Association of Geosynthetic Installers (IAGI) program to properly install geomembrane liners.

Code of Federal Regulations (CFR) – A codification of the general and permanent rules published in the Federal Register by the Executive departments and agencies of the Federal Government. Environmental regulations are in Title 40.

Color – The optical density at the visual wave length of maximum absorption, relative to distilled water. 100% transmittance is equivalent to zero optical density.

Combined Sewer – A sewer which has been designed to serve as both a sanitary sewer and a storm sewer, and into which infiltration is allowed.

Composite Sample – The combined mixture of not less than four “discrete samples” taken at selected intervals based on an increment of either flow or time. Volatile pollutant discrete must be combined in the laboratory immediately prior to analysis. Each discrete sample must be no less than 200 ml and must be collected and stored in accordance with the most recent edition of the *Standard Methods for Examination of Water and Wastewater*.

Conveyance – A mechanism for transporting water or wastewater from one location to another location including, but not limited to, pipes, ditches and/or channels.

Daily Maximum – Is the greatest allowable value during any calendar day.

Daily Minimum – Is the smallest allowable value during any calendar day.

Dangerous Wastes – The full universe of wastes regulated by *chapter 173-303 WAC*, including hazardous wastes.

Degrees Celsius – Temperature measured in degrees Celsius.

Degrees Fahrenheit – Temperature measured in degrees Fahrenheit.

Delegated Publicly Owned Treatment Works (POTW) – A POTW which administers a pretreatment program that meets the criteria established in 40 CFR, parts 403.8 and 403.9 and has been approved by Ecology. Permittees that discharge to a Delegated POTW do not need a permit from Ecology for those discharges, but will be permitted by the actual POTW.

Detention – The collection of wastewater or water into a temporary storage device with the subsequent release of this wastewater or water either at a rate slower than the collection rate or after a specified time period has passed since the time of collection.

Director – The director of the Washington State Department of Ecology or authorized representative.

Discharger – An owner or operator of any facility, operation or activity subject to regulation under *chapter 90.48 RCW*.

Discrete Sample – Is an individual sample which is collected from a wastewater source on a one-time basis without the consideration of flow or time except when that aliquot collection time does not exceed 15 minutes in duration.

Ecology – Is the Washington State Department of Ecology.

Environmental Protection Agency (EPA) – The United States Environmental Protection Agency, the term may also be used as a designation for a duly authorized official of said agency.

Erosion – The wearing away of the land surface by movements of water, wind, ice or geological processes such as gravitation creep.

Existing Operation – An operation, which commenced activities resulting in a discharge or potential discharge, to waters of the state including groundwater prior to the effective dates of this general permit.

Facility – The actual individual premises where process or industrial wastewater is discharged.

Flumes – Are chutes of water used for conveyance and in regards to this general permit the conveyance of fruit.

Freeboard – The vertical distance between the uppermost horizontal surface level of a lined lagoon's contents and the lowermost horizontal surface level of the lined lagoon's crown.

FWPCA – The Federal Water Pollution Control Act (33 U.S.C. 1251 et seq.) as amended.

General Permit – A permit which covers multiple, characteristically similar dischargers of a point source category within a designated geographical area, in lieu of individual permits being issued to each individual discharger.

Geomembrane Liner - A very low permeability synthetic membrane liner or barrier used with any geotechnical engineering related material so as to control fluid (or gas)

migration in a human-made project, structure, or system. These liners are commonly used in evaporative lined lagoons.

GPD – Gallons per day.

Grab Samples – Is synonymous with discrete sample.

Groundwater – Is any natural occurring water in a saturated zone or stratum beneath the surface of the earth or a surface water.

Hazardous Material – Those wastes designated by 40 CFR, part 261 and regulated by the EPA.

Individual Permit – A discharge permit for a single point source or a single facility.

Industrial Wastewater – Is water or liquid-carried waste from industrial or commercial processes, as distinct from domestic wastewater. These wastes may result from any processes or activity of industry, manufacture, trade or business, from the development of any natural resource, or from animal operations such as feedlots, poultry houses or dairies. The term includes contaminated stormwater and also leachate from solid waste facilities.

Interference – A discharge by an industrial user to a POTW, which alone or in conjunction with other discharges from other sources, inhibits or disrupts the POTW and its treatment processes, operations or sludge processes causing the POTW to violate its NPDES or State Waste Discharge permit.

Landfill – Is an area of land or an excavation in which wastes are placed for permanent or temporary disposal and is not a land application site, dust abatement site, surface impoundment, injection well and/or waste pile.

Leachate – Any liquid that has percolated through soil and contains substances in solution or suspension.

Mg/L – Milligrams per liter is sometimes equivalent to parts per million (ppm).

Monthly Average – Value determined by the summation of the instantaneous measurements during any single month divided by the number of instantaneous measurements collected during that same single month.

Municipal Sewage System – A publicly owned domestic wastewater facility or a privately owned domestic wastewater facility that is under contract to a municipality.

Must – Is Mandatory

New Operation or Facility – An operation or facility that commenced activities which resulted in a discharge of wastewater on or after the effective date of this general permit.

Non-Contact Cooling Water (NCCW) – Water used for cooling engine room pipes and operations which does not come into contact with any raw material, intermediate product, waste product or finished product.

Non-Crop – Any form of vegetation that is not meant or used for human or animal consumption.

National Pollutant Discharge Elimination System (NPDES) - Controls water pollution by regulating point sources that discharge pollutants into waters of the state. Point sources are discrete conveyances such as pipes or man-made ditches. Industrial, municipal, and other facilities must obtain permits if their discharges go directly to surface waters. The NPDES is located within section 402 of the FWPCA.

Operation – Is synonymous with facility.

Party – An individual, firm, corporation, association, partnership, co-partnership, consortium, company, joint venture, commercial entity, industry, private corporation, port district, special purpose district, irrigation district, trust, estate, unit of local government, state government agency, federal government agency, Indian tribe or any other entity whatsoever, or their representatives, agents or assignees.

Pass Through – A discharge which exits the POTW into waters of the state in quantities or concentrations which, alone or in conjunction with a discharge or discharges from other sources, is a cause of a violation of any NPDES permit requirement.

Permit – An authorization, license or equivalent control document issued by Ecology to implement *chapters 173-200 WAC, 173—216 WAC and/or 173-226 WAC*.

Permittee – Includes, but is not limited to, an individual, company, firm, corporation, association, partnership, co-partnership, joint ventures, commercial entity, industry or private corporation that holds coverage under this general permit.

Person – Is synonymous with party.

pH – The logarithm of the reciprocal of the mass of hydrogen ions in grams per liter of solution. Also, is the measure of a substance's corrosive properties (i.e., acidity or alkalinity).

Point Source – Any discernible, confined and discrete conveyance, which pollutants are discharged including, but not limited to, any pipe, ditch, channel, tunnel, conduit, well, discrete fissure, container, rolling stock, or CAFO.

Pollutant – Any substance discharged, that if discharged directly, would alter the chemical, physical, thermal, biological or radiological integrity of the waters of the state, or would be likely to create a nuisance or render such waters harmful, detrimental or injurious to the public health, safety or welfare, or to any legitimate beneficial use, or to any animal life, either terrestrial or aquatic

Pome Fruit – A fleshy fruit having seeds (i.e., apple and pears).

Pretreatment – The reduction of the amount of pollutants, the elimination of pollutants or the alteration of the nature of pollutant properties in wastewater to a less harmful state prior to or in lieu of discharging. This reduction or alteration can be obtained by physical, chemical or biological processes, by process changes or by other means, except by diluting the concentration of the pollutants.

Priority Pollutants – Those substances listed in the federal 40 CFR, part 423, as amended.

Private Wastewater Disposal System – Any system of piping, treatment devices (including septic) or other facilities that convey, store, treat or dispose of sewage on the property where it originates or on adjacent property under the control of the user where the system is not connected to a public sewer.

Process Wastewater – Water, which during manufacturing or processing comes into direct contact with or results from the production or use any raw material, intermediate product, finished product, by-product or waste product.

Publicly Owned Treatment Works (POTWs) – Is synonymous with municipal sewage system.

Reasonable Times – Anytime during normal business hours; hours during which production, treatment or discharge occurs; or times when Ecology suspects the occurrence of a violation.

Representative Sample – A wastewater sample collected at a time, place, manner and sufficient number of aliquots to yield data which reasonably characterizes the nature of the discharge of the monitored effluent flow or pollutant. The sample must be consistent with the definitions of “grab” and “composite” samples. Variable effluent flows and variable pollutant concentrations may require greater numbers of aliquots than specified in the “composite” definition.

Responsible Corporate Officer - Means: (i) a president, secretary, treasurer, or vice-president of the corporation in charge of a principal business function, or any other person who performs similar policy- or decision-making functions for the corporation, or (ii) the manager of one or more manufacturing, production, or operating facilities, provided, the manager is authorized to make management decisions which govern the operation of the regulated facility including having the explicit or implicit duty of making major capital investment recommendations, and initiating and directing other comprehensive measures to assure long term environmental compliance with environmental laws and regulations; the manager can ensure that the necessary systems are established or actions taken to gather complete and accurate information for permit application requirements; and where authority to sign documents has been assigned or delegated to the manager in accordance with corporate procedures (40 CFR 122.22).

Retention – The collection of wastewater into storage devices with no subsequent release of that wastewater.

Sanitary Sewer – A sewer designed to convey sanitary sewage.

Secondary Treatment – The major purpose of secondary treatment is to remove the soluble BOD₅ that escapes primary treatment and to provide further removal of TSS. Some of the technologies that are available for such treatment are: oxidation ponds, sedimentation ponds, stabilization ponds, and trickling filters.

Significant – Is synonymous with substantial.

Significant Process Change – Any change in a facility’s processing nature, which will result in new or substantially increased discharges of pollutants or a change in the nature of the discharge of pollutants or violate the terms and conditions of this general permit including, but not limited to, facility expansions, production increases and/or process modifications.

Site – The land or water area where any facility, operation or activity is physically located or conducted, including any adjacent land used in connection with such facility, operation or activity. Site also means the land or water area receiving any wastewater discharged from any facility, operation or activity.

Spent – When a chemical solution is no longer at an effective concentration.

Standard Industrial Classification (SIC) Code – A classification of industries pursuant to the *Standard Industrial Classification Manual*, issued by United States Office of Management and Budget.

State – Is the State of Washington.

Storm Drain – A sewer designed to convey stormwater and infiltration.

Storm Sewer – Is synonymous with storm drain.

Stormwater – Any form of natural precipitation (i.e., rain, snow or snowmelt).

Stormwater Facility – A constructed component of a stormwater drainage system, designed or constructed to perform a particular function, or multiple functions. Stormwater facilities include, but are not limited to, swales, ditches, culverts, street gutters, detention/retention basins, infiltration devices, oil/water separators, sediment basins and modular pavement.

Substantial – Any difference in any parameter including, but not limited to, the following: monitoring result, process characteristic, permit term or condition; with which Ecology considers to be of significant importance, value, degree, amount, or extent.

Surface Waters of the State – All waters defined as “waters of the United States” in 40 CFR, part 122.2 within the geographic boundaries of the State of Washington. This includes, but is not limited to, lakes, rivers, ponds, streams, creeks, inland waters, ocean water, bays, estuaries, sounds, inlets and all other surface water and water courses including wetlands within the jurisdiction of the State of Washington.

Total Residual Chlorine – The amount of chlorine remaining in water or wastewater which is equivalent to the sum of the combined residual chlorine (non-reactive) and the free residual chlorine (reactive), expressed in mg/L.

Total Dissolved Solids (TDS) – Total dissolved matter in water or wastewater, expressed in mg/L.

Total Suspended Solids (TSS) – Total suspended matter that either floats on the surface of, or is in suspension in water or wastewater, expressed in mg/L.

Toxic Amounts – Any amount, concentration or volume of a pollutant which causes or could potentially cause, the death of, or injury to, fish, animals, vegetation or other resources of the state, or otherwise causes, or could potentially cause, a reduction in the quality of waters of the state below the standards set by Ecology or, if no standards have been set, causes significant degradation of water quality.

Toxics – Those substances listed in the federal priority pollutant list and any other pollutant or combination of pollutants listed as toxic in regulations promulgated by the EPA under section 307 of the FWPCA (33 U.S.C. 1317 et seq.), or Ecology *chapters 1730-200 WAC, 173-201A WAC or 173-204 WAC*.

Un-irrigated – Any lands having not been irrigated within 10 days prior to or within 60 days after the application of any wastewater.

Upset – An exceptional incident in which a discharger unintentionally and temporarily is in a state of noncompliance with permit effluent limitations due to factors beyond the reasonable control of the discharger. An upset does not include noncompliance to the extent caused by operational error, improperly designed treatment facilities, inadequate treatment facilities, lack of preventative maintenance or careless/improper operation thereof.

Wastewater – Liquid-carried human wastes or a combination of liquid-carried waste from residences, businesses or industrial establishments.

Waters of the State – All waters defined as “surface waters of the state” and all waters defined as “waters of the state” in *chapter 90.48.020 RCW*.

Water Quality – The chemical, physical and biological characteristics of water, usually in respect to its suitability for a particular purpose.

Water Quality Standards – Includes chapters: 173-200 WAC (Water Quality Standards for Groundwater of the State of Washington) and 173-201A WAC (Water Quality Standards for Surface Waters of the State of Washington). In the absence of other definitions as set forth herein, the definitions as set forth in 40 CFR, part 403.3 will be used for circumstances concerning the discharge of wastewater.