

DEPARTMENT OF
ECOLOGY
State of Washington

Application for a State Waste Discharge Permit to Discharge Industrial Wastewater to a Publicly-Owned Treatment Works (POTW)

This application is for a state waste discharge permit for a discharge of industrial wastewater to a publicly-owned treatment works (POTW) as required by Chapter 90.48 RCW and Chapter 173-216 WAC. It is designed to provide Ecology with information on pollutants in the waste stream, materials that may enter the waste stream, and the flow characteristics of the discharge.

Ecology may request additional information to clarify the conditions of this discharge. The applicant should reference information previously submitted to Ecology that applies to this application in the appropriate section.

SECTION A. GENERAL INFORMATION

1. Applicant Name: Romac Industries, Inc.
2. Facility Name: _____
(if different from Applicant)
3. Applicant Mail Address: 21919 20th Ave. SE
Street
Bothell, WA City/State 98021 Zip
Sultan, WA City/State 98294 Zip
4. Facility Location Address: 125 Sultan Basin Road
(if different from 3 above) Street
Sultan, WA City/State 98294 Zip
5. UBI No. 179-018-
717
Sometimes called a registration, tax, "C," or resale number, the Unified Business Identifier (UBI) number is a nine-digit number used to identify persons engaging in business activities. The number is assigned when a person completes a Master Business Application to register with or obtain a license from state agencies. The Departments of Revenue, Licensing, Employment Security, Labor and Industries, and the Corporations Division of the Secretary of State are among the state agencies participating in the UBI program.
6. Latitude/longitude of the facility as decimal degrees (NAD83/WGS84):
47.862778 / 121.7975

FOR OFFICE USE ONLY		Check One:	New/Renewal <input type="checkbox"/>	Modification <input type="checkbox"/>
Date Application Received _____	Date Fee Paid _____	Application/Permit No. _____	Date Application Accepted _____	

7. Person to contact who is familiar with the information contained in this application:

Bob Gilmore

Name

EHS Manager

Title

425-951-6479

Telephone number

425-951-6201

Fax number

8. Check One:



Permit Renewal (including renewal of temporary permits)

Does this application request a greater amount of wastewater discharge, a greater amount of pollutant discharge, or a discharge of different pollutants than specified in the last permit application for this facility? ☒ YES ☐ NO

For permit renewals, the current permit is an attachment, by reference, to this application.



Permit Modification



Existing Unpermitted Discharge



Proposed Discharge

Anticipated date of discharge: _____

I certify under penalty of law that this document and all attachments were prepared under my direction or supervision in accordance with a system designed to assure that qualified personnel properly gather and evaluate the information submitted. Based on my inquiry of the person or persons who manage the system, or those persons directly responsible for gathering the information, the information submitted is, to the best of my knowledge and belief, true, accurate, and complete. I am aware that there are significant penalties for submitting false information, including the possibility of a fine and/or imprisonment for knowing violations.

Signature*

Date

Title

Printed Name

*Applications must be signed as follows: corporations, by a principal executive officer of at least the level of vice-president; partnership, by a general partner; sole proprietorship, by the proprietor. If these titles do not apply to your organization, the person who makes budget decisions for this facility must sign the application.

The application signatory may delegate signature authority for submittals required by the permit, such as monthly reports, to a suitable employee. You can delegate this authority to a qualified individual or to a position, which you expect to fill with a qualified individual. If you wish to delegate signature authority, please complete the following:

Signature of delegated employee

Date

Title or function at the facility

Printed name

SECTION B. PRODUCT INFORMATION

- Briefly describe all manufacturing processes and products, and/or commercial activities, at this facility. Provide the applicable Standard Industrial Category (SIC) and the North American Industry Classification System (NAICS) Code(s) for each activity (see *North American Industrial Classification System*, 2007 ed.). You can find the 1997 NAICS codes and the corresponding 1987 Standard Industry Category (SIC) codes at (<http://www.census.gov/epcd/naics/frames3.htm>).

Description: See Attachment A

- List raw materials and products used at his facility:

RAW MATERIALS		Quantity
Type		
<i>Grapes (Example)</i>		<i>1,000 tons per year</i>
Water - E-Coat Only		- Approximately 36,000 gallons per year
PRODUCTS		Quantity
Type		
<i>Grape Juice(Example)</i>		<i>300,000 gallons per year</i>
Powercron XP Black Paste CP453A		55 Gallons
Powerccron Resin, CR691B		110 Gallons
Chemfos 51 HD		1064 Pounds
Chemfil Buffer		42 Pounds

ATTACHMENT A: SECTION B1 PRODUCT INFORMATION

Romac's Sultan facility is a ductile iron foundry; SIC code 3321 or NAICS code 331511. It produces ductile iron castings for both internal and external customers. Supporting activities such as painting, drilling and tapping of certain ductile iron castings, and shipping of finished castings also occur. The facility is divided into seven departments, which are: Pattern Shop, Molding, Melting, Finishing, Cast, Warehouse, and Maintenance.

Metal is melted in two 6-ton ABB coreless induction furnaces, which operate on electrical power. Charges, or the raw materials which are to be melted to create the ductile iron, are conveyed to the furnaces through one of two 12,000-pound vibratory hoppers. Material is moved to the hoppers by a 7.5-ton bridge crane. The molten iron metal is poured from the furnaces into a ladle where it is transferred to an autopour. From the autopour, the molten iron is poured into molds, which produce the castings.

Molds are created from patterns which are made in the Pattern Shop. The molds are made in one of two Disamatics or the Osborn molding machines. Cores for the molds are made by the Laempe core making machine.

After the casting is produced, it moves to the Finishing department where any necessary grinding takes place. When Finishing is through with the castings, they go to the Cast Department where, depending on the casting type, they are painted with Evironamel paint, drilled and tapped, or are sent directly to the warehouse department. From there, the castings are shipped to internal or external customers.

The Electrocoating, or e-coating, line was added in 2012 and produces wastewater that discharges into the sanitary sewer. E-coating is a process of coating parts for corrosion resistance. The process operates at 95-98% efficiency. It is a batch process that begins with uncoated parts that are loaded onto racks and then pretreated by immersion in a tank containing a cleaner-coater solution containing low levels of iron-phosphate and other detergents. The cleaner-coating material is then rinsed off in the next bath containing city water and then rinsed a second time in a deionized water bath. The parts are then immersed into the electrode position tank. 480v of direct current electricity is then applied to the tank. The positively charged paint deposits on the grounded part. Once the part is insulated with paint, it is removed, and the undeposited paint is rinsed off in the following two deionized water tanks. The removed paint is reclaimed and returned to the electrode position tank. The parts then go to a curing oven where they are heated to 350 degrees Fahrenheit for 20 minutes. After curing, they are boxed for transportation to the various in-house production departments that use them.

All tanks in the e-coating process have a 750-gallon capacity and are filled to about 75% of capacity, or between 550 and 600 gallons. Tanks are covered when not in use. They are constructed from an assortment of stainless steel, mild steel, and polypropylene/fiberglass coated tanks. Secondary containment is built around the tanks. The operator stands on a working platform adjacent to the tanks.

The process was adopted only for select parts. Romac coats approximately 326,389 square feet per year. The paint product to be used, PowerCron XP Paste CP453A, coats 626 square feet per gallon. Gallons of XP Paste CP453A used per year is 55 gallons. Also, we use 110 gallons of Powercron Resin, CR691B.

SECTION C. PLANT OPERATIONAL CHARACTERISTICS

1. For each process listed in B.1. that generates wastewater, list the process, assign the waste stream a name and an ID # and describe whether it is a batch or continuous flow.

Process	Waste Stream Name	Waste Stream ID#	Batch (B) or Continuous (C) Process
E-coat system	E-coat waste water	1	B

2. On a separate sheet, produce a schematic drawing showing production processes, water flow through the facility, wastewater treatment devices and waste streams as named above. The drawing should indicate the source of intake water and show the operations contributing wastewater to the effluent. The treatment units should be labeled. Construct a water balance by showing average flows between intakes, operations, treatment units, and points of discharge to the POTW. (See the example on page 16 of this application form.)
3. What is the maximum daily wastewater discharge flow? 3650 gallons/day
- What is the maximum average monthly wastewater discharge flow (daily flows averaged over a month)? 10 gallons/day
4. Describe any planned wastewater treatment improvements or changes in wastewater disposal methods, and the schedule for these improvements. (Use additional sheets, if necessary and label as attachment C4.)
- None

ATTACHMENT C.7:

Part#	Description	UOM	Total
9XPAS-BLK	PAINT,BLACK, ENVIRA ENAMEL SHOP COAT BLACK, # 82E2025P	Gallons	3125
9XPAS-RED	PAINT, RED, ENVIRA ENAMEL SHOP COAT RED	Gallons	990
9XPAS-YEL	PAINT, YELLOW, ALKYD/ACRYLIC ENAMEL, # 82E515P	Gallons	1860
920-01418	343C-D QUALITREME COOL 343C-D PREM OIL DISPERSE SYNTH 55GA DRUM DIST. BLACKHAWK	Gallons	1100
N/A	60002169 WAY OIL ISO GRADE 68	Gallons	25
N/A	SHELL TELLUS S2MX32	Gallons	440
N/A	SHELL TONNA S2 MX 68	Gallons	50
N/A	CLS 46 OIL 2-2.5 GALLONS = 5/A	Gallons	55
9XBN-10301	BINDER, #173385, ISOCURE PART I FOCUS 100, 2880#	Pounds	26400
9XBN-10302	BINDER, #173386, ISOCURE PART II FOCUS 201, 2880#	Pounds	23520
9XBN-10303	CATALYST, #10303, ISOFAST 705 CATALYST CYLINDER	Pounds	2400
9XBN-10307	BINDER, #10307, ISOCURE BLE ADDITIVE, 468 POUND DRUM	Pounds	2352
920-00732	ZIP SLIP, 13269, 125H, 40 LBS PER 5 GAL PAIL	Pounds	120
N/A	ZIP SLIP #LR 63 HP, 370# DRUM / 4 DRUMS	Pounds	1480
N/A	ZIP SLIP #184H, 40# PAIL / 1 PAIL	Pounds	40

8. Some types of facilities are required to have spill or waste control plans. Does this facility have:
- | | Yes | No |
|--|--------------------------|-------------------------------------|
| a. A spill prevention, control, and countermeasure plan (40 CFR 112)? | <input type="checkbox"/> | <input checked="" type="checkbox"/> |
| b. An Oil Spill Contingency Plan (chapter 173-182 WAC)? | <input type="checkbox"/> | <input checked="" type="checkbox"/> |
| c. An emergency response plan (per WAC 173-303-350)? | <input type="checkbox"/> | <input checked="" type="checkbox"/> |
| d. A runoff, spillage, or leak control plan (per WAC 173-216-110(f))? | <input type="checkbox"/> | <input checked="" type="checkbox"/> |
| e. Any spill or pollution prevention plan required by local, state or federal authorities? If yes specify: _____ | <input type="checkbox"/> | <input checked="" type="checkbox"/> |
| f. A solid waste control plan? | <input type="checkbox"/> | <input checked="" type="checkbox"/> |
| g. A Slug Discharge Control Plan (40 CFR 403.8(f)(2)(v))? | <input type="checkbox"/> | <input checked="" type="checkbox"/> |

SECTION D. WATER CONSUMPTION AND WATER LOSS

1. Potable water source(s):

☒ Public System (Specify) 847707 City of Sultan

☐ Private Well ☐ Surface Water

- a. Water Right Permit Number: _____

- b. Legal Description of Water Source
_____ 1/4S, _____ 1/4E, _____, Section, _____ TWN, _____ R

2. Potable water use

- a. Indicate total water use _____

Gallons per day (average) _____

Gallons per day (maximum) _____

- b. Is water metered?

☒ YES ☐ NO

SECTION E. WASTEWATER INFORMATION

1. How are the water intake and effluent flows measured?
- Intake: Water intake is measured at meter going into the building
- Effluent Effluent is measured by a meter at its discharge point
2. Describe the collection method for the samples analyzed below. (i.e., grab, 24-hour composite). Applicants must collect grab samples (not composites) for analysis of pH, temperature, cyanide, total phenols, residual chlorine, oil and grease, fecal coliform (including B. coli), and Enterococci (previously known as fecal streptococcus at § 122.26 (d)(2)(iii)(A)(3)), or volatile organics.
- Grab
3. Has the effluent been analyzed for any other parameters than those identified in question E.4.? ☐ YES ☒ NO
- If yes, attach results and label as attachment E.4. This data must clearly show the date, method and location of sampling. (Note: Ecology may require additional testing.)
4. Provide measurements or range of measurements for treated wastewater prior to discharge to the POTW for the parameters with an "X" in the left column. If you obtain the application from the internet, contact Ecology's regional office to see if testing for a subset of these parameters is permissible. All analyses (except pH) must be conducted by a laboratory registered or accredited by Ecology (WAC 173-216-125). If this is an application for permit renewal, provide data for the last year for those parameters that are routinely measured. For parameters measured only for this application, place the values under "Maximum." Report the values with units as specified in the parameter name or in the detection level.
- The Permittee must use the specified analytical methods, detection limits (DLs) and quantitation levels (QLs) in the following table unless Ecology approves an alternate method or the method used produces measurable results in the sample and EPA has listed it as an EPA approved method in 40 CFR Part 136. If the Permittee uses an alternative method as allowed above, it must report the test method, DL, and QL on the discharge monitoring report or in the required report.

X	Parameter	Measurement Values			Number of Analyses	Analytical Method Std. Methods 19 th , 20 th edition or EPA	Detection Limit/Quantitation Level
		Minimum	Maximum	Average			
	BOD (5 day)					SM 5210 B	12 mg/l
	COD					SM 5220 D	110 mg/l
	Total suspended solids					SM 2540 D	15 mg/l
	Fixed Dissolved Solids					SM 2540 E	
	Total dissolved solids					SM 2540 C	
	Conductivity (micromhos/cm)					SM 2510 B	
	Ammonia-N as N					SM 4500-NH ₃ C	10.3 mg/L
X	pH					SM 4500-H	0.1 standard units
	Fecal coliform (organisms/100 mL)					SM 9221 E or 9222 D	
	Total coliform (organisms/100 mL)					SM 9221 B or 9222 B	
	Dissolved oxygen					SM 4500-O C/G	
	Nitrate + nitrite-N as N					SM 4500-NO ₃ E	100 µg/L
	Total kjeldahl N as N					SM 4500-N _{org} C/E/F/G	300 µg/l
	Ortho-phosphate-P as P					SM 4500-P E/F	10 µg/l
	Total-phosphorous-P as P					SM 4500-P E/P/F	10 µg/l
	Total Oil & grease					EPA 1664A	1.4/5 mg/l
	NWTPH - Dx					Ecology NWTPH Dx	250/250 µg/l
	NWTPH - Gx					Ecology NWTPH Gx	250/250 µg/l
	Calcium					EPA 200.7	10 µg/l
	Chloride					SM 4500-Cl C	0.15 µg/l
	Fluoride					SM 4500-F E	.025/0.1 mg/l
	Magnesium					EPA 200.7	10/50 µg/l
	Potassium					EPA 200.7	700/ µg/l
	Sodium					EPA 200.7	29/ µg/l
	Sulfate					SM 4500-SO ₄ C/D	1200 µg/l
	Arsenic(total)					EPA 200.8	0.1/0.5 µg/l

X	Parameter	Measurement Values			Number of Analyses	Analytical Method Std. Methods 19 th , 20 th edition or EPA	Detection Limit/Quantitation Level
		Minimum	Maximum	Average			
	Barium (total)					EPA 200.8	0.5/2 µg/l
X	Cadmium (total)					EPA 200.8	.05/.25 µg/l
X	Chromium (total)					EPA 200.8	0.2/1 µg/l
X	Copper (total)					EPA 200.8	0.4/2 µg/l
X	Lead (total)					EPA 200.8	0.1/.5 µg/l
	Mercury (total) pg/L					EPA 1631E	0.2/0.5 pg/l
	Molybdenum(total)					EPA 200.8	0.1/0.5 µg/l
X	Nickel(total)					EPA 200.8	0.1/0.5 µg/l
	Selenium (total)					EPA 200.8	1/1 µg/l
X	Silver (total)					EPA 200.8	.04/.2 µg/l
X	Zinc (total)					EPA 200.8	0.5/2.5 µg/l

6. Does this facility use any of the following chemicals as raw materials or produce them as part of the manufacturing process, or are they present in the wastewater? ☒ YES ☐ NO

(The number in the column next to the chemical name is the Chemical Abstract Service (CAS) reference number to aid in identifying the compound.)

If yes, specify how the chemical is used and the quantity used or produced: Copper (7440-50-8) - used in making ductile iron; used 20,000 lbs during 2018 .

METALS, CYANIDE & TOTAL PHENOLS			
Antimony, Total	7440-36-0	Nickel, Total	7440-02-0
Arsenic, Total	7440-38-2	Selenium, Total	7782-49-2
Beryllium, Total	7440-41-7	Silver, Total	7440-22-4
Cadmium, Total	7440-43-9	Thallium, Total	7440-28-0
Chromium (hex) dissolved	18540-29-9	Zinc, Total	7440-66-6
Chromium, Total	7440-47-3		
Copper, Total	7440-50-8	Cyanide, Total	57-12-5
Lead, Total	7439-92-1	Cyanide, Weak Acid Dissociable	
Mercury, Total	7439-97-6)	Phenols, Total	

PESTICIDES			
Aldrin	309-00-2	Endrin	72-20-8
alpha-BHC	319-84-6	Endrin Aldehyde	7421-93-4
beta-BHC	319-85-7	Heptachlor	76-44-8
gamma-BHC	58-89-9	Heptachlor Epoxide	1024-57-3
delta-BHC	319-86-8	PCB-1242	53469-21-9
Chlordane	57-74-9	PCB-1254	11097-69-1
4,4'-DDT	50-29-3	PCB-1221	11104-28-2
4,4'-DDE	72-55-9	PCB-1232	11141-16-5
4,4' DDD	72-54-8	PCB-1248	12672-29-6
Dieldrin	60-57-1	PCB-1260	11096-82-5
alpha-Endosulfan	959-98-8	PCB-1016	12674-11-2
beta-Endosulfan	33213-65-9	Toxaphene	8001-35-2
Endosulfan Sulfate	1031-07-8		

VOLATILE COMPOUNDS			
Acrolein	107-02-8		
Acrylonitrile	107-13-1	1,1-Dichloroethylene	75-35-4
Benzene	71-43-2	1,2-Dichloropropane	78-87-5
Bromoform	75-25-2	1,3-dichloropropene (mixed isomers)	542-75-6
		(1,2-dichloropropylene)	
Carbon tetrachloride	56-23-5	Ethylbenzene	100-41-4
Chlorobenzene	108-90-7	Methyl bromide (Bromomethane)	74-83-9
Chloroethane	75-00-3	Methyl chloride (Chloromethane)	74-87-3
2-Chloroethylvinyl Ether	110-75-8	Methylene chloride	75-09-2
Chloroform	67-66-3	1,1,2,2-Tetrachloroethane	79-34-5
Dibromochloromethane	124-48-1	Tetrachloroethylene	127-18-4
1,2-Dichlorobenzene	95-50-1	Toluene (108-88-3)	
1,3-Dichlorobenzene	(541-73-1)	1,2-Trans-Dichloroethylene	156-60-5
		(Ethylene dichloride)	
1,4-Dichlorobenzene	106-46-7	1,1,1-Trichloroethane	71-55-6
Dichlorobromomethane	75-27-4	1,1,2-Trichloroethane	79-00-5
1,1-Dichloroethane	75-34-3	Trichloroethylene	79-01-6
1,2-Dichloroethane	107-06-2	Vinyl chloride	75-01-4

ACID COMPOUNDS			
2-Chlorophenol	95-57-8	4-nitrophenol	100-02-7
2,4-Dichlorophenol	120-83-2	Parachlorometa cresol (4-chloro-3-methylphenol)	59-50-7
2,4-Dimethylphenol	105-67-9	Pentachlorophenol	87-86-5
4,6-dinitro-o-cresol (2-methyl-4,6-dinitrophenol)	534-52-1	Phenol	108-95-2
2,4 dinitrophenol	51-28-5	2,4,6-Trichlorophenol	88-06-2
2-Nitrophenol	88-75-5		

BASE/NEUTRAL COMPOUNDS (compounds in bold are Ecology PBTs)			
Acenaphthene	83-32-9	3,3-Dichlorobenzidine	91-94-1
Acenaphthylene	208-96-8	Diethyl phthalate	84-66-2
Anthracene	120-12-7	Dimethyl phthalate	131-11-3
Benidine	92-87-5	Di-n-butyl phthalate)	84-74-2
Benzyl butyl phthalate	85-68-7	2,4-dinitrotoluene	121-14-2
Benzo(a)anthracene	56-55-3	2,6-dinitrotoluene	606-20-2
Benzo(b)fluoranthene	205-99-2	Di-n-octyl phthalate	117-84-0
(3,4-benzofluoranthene)			
Benzo(j)fluoranthene	205-82-3	1,2-Diphenylhydrazine (as <i>Azobenzene</i>)	122-66-7
Benzo(k)fluoranthene (11,12-benzofluoranthene)	207-08-9	Fluoranthene	206-44-0
Benzo(r,s,t)pentaphene	189-55-9	Fluorene	86-73-7
Benzo(a)pyrene	50-32-8	Hexachlorobenzene	118-74-1
Benzo(ghi)Perylene	191-24-2	Hexachlorobutadiene	87-68-3
Bis(2-chloroethoxy)methane	111-91-1	Hexachlorocyclopentadiene	77-47-4
Bis(2-chloroethyl)ether	111-44-4	Hexachloroethane	67-72-1
Bis(2-chloroisopropyl)ether	39638-32-9	Indeno(1,2,3-cd)Pyrene	193-39-5
Bis(2-ethylhexyl)phthalate	117-81-7	Isophorone	78-59-1
4-Bromophenyl phenyl ether	101-55-3	3-Methyl cholanthrene	56-49-5
2-Chloronaphthalene	91-58-7	Naphthalene	91-20-3
4-Chlorophenyl phenyl ether	7005-72-3	Nitrobenzene	98-95-3
Chrysene	218-01-9	N-Nitrosodimethylamine	62-75-9
Dibenzo (a,j)acridine	224-42-0	N-Nitrosodi-n-propylamine	621-64-7
Dibenzo (a,h)acridine	226-36-8	N-Nitrosodiphenylamine	86-30-6
Dibenzo(a-h)anthracene (1,2,5,6-dibenzanthracene)	53-70-3	Perylene	198-55-0
Dibenzo(a,e)pyrene	192-65-4	Phenanthrene	85-01-8
Dibenzo(a,h)pyrene	189-64-0	Pyrene	129-00-0
		1,2,4-Trichlorobenzene	120-82-1

7. Are any other pesticides, herbicides or fungicides used at this facility? ☐ YES ☒ NO

If yes, specify the material and quantity used:

8. Are there other pollutants that you know of or believe to be present? ☐ YES ☒ NO

If yes, specify the pollutants and their concentration if known
(attach laboratory analyses if available as Attachment E8):

9. Is the wastewater being discharged, or proposed for discharge, to the POTW designated as a dangerous waste according to the procedures in Chapter 173-303 WAC?

☐ YES ☒ NO ☐ DON'T KNOW

10. If the answer to question 9 above is yes, how did the waste designate as a dangerous waste (check appropriate box)?

For Listed and TCLP Characteristic Wastes only, also provide the Dangerous Waste Number(s).

Listed Waste ☐ Dangerous Waste Number(s) _____

Characteristic Wastes _____ Dangerous Waste Number(s) _____

Ignitable ☐

Reactive ☐

Corrosive ☐

TCLP ☐

State Only Dangerous Wastes _____ Dangerous Waste Number(s) _____

Toxicity ☐

Persistent ☐

For questions about waste designation under the *Dangerous Waste Regulations*, Chapter 173-303 WAC, contact Ecology's Hazardous Waste and Toxics Program at:

Northwest Regional Office - Bellevue	(425) 649-7000
Southwest Regional Office - Lacey	(360) 407-6300
Central Regional Office - Yakima	(509) 575-2490
Eastern Regional Office - Spokane	(509) 329-3400

SECTION F. SEWER INFORMATION

1. Is an inspection and sampling manhole or similar structure available on-site? ☒ YES ☐ NO
*If yes, attach a map or hand drawing of the facility that shows the location of these structures
(Label as attachment F1 or this may be combined with map in H8, if H8 is applicable to your
facility.)*

SECTION G. OTHER PERMITS

1. List all environmental control permits or approvals needed for this facility; for example, air emission permits.

WAD 089343982 Generator's US EPA ID No.

PSCAA - Notice of Construction No. 10115 , 8751 , 9328 & 20834

SECTION H. STORMWATER

1. Do you have coverage under the Washington State Industrial Stormwater NPDES General Permit? ☐ YES ☒ NO

If yes, please list the permit number here. _____

If no, have you applied for a Washington State Stormwater Industrial Stormwater General Permit? ☐ YES ☒ NO

If you answered no to both questions above, complete the following questions 2 through 5.

2. Does your facility discharge stormwater: *(Check all that apply)*
- ☐ To storm sewer system *(provide name of storm sewer system operator: _____)*
- ☐ Directly to any surface waters of Washington State *(e.g., river, lake, creek, estuary, ocean).*

Specify waterbody name(s) _____

☐ Indirectly to surface waters of Washington State *(i.e., flows over adjacent properties first).*

☐ ☐ To a Sanitary Sewer

☒ Directly to ground waters of Washington State via:

☐ ☐ Dry well

☒ Drainfield

☐ Other

3. Areas with industrial activities at facility: *(check all that apply)*
- | | |
|-------------------------------------|---|
| <input checked="" type="checkbox"/> | Manufacturing Building |
| <input checked="" type="checkbox"/> | Material Handling |
| <input checked="" type="checkbox"/> | Material Storage |
| <input type="checkbox"/> | Hazardous Waste Treatment, Storage, or Disposal <i>(Refers to RCRA, Subtitle C Facilities Only)</i> |
| <input type="checkbox"/> | Waste Treatment, Storage, or Disposal |
| <input type="checkbox"/> | Application or Disposal of Wastewaters |
| <input type="checkbox"/> | Storage and Maintenance of Material Handling Equipment |
| <input type="checkbox"/> | Vehicle Maintenance |
| <input type="checkbox"/> | Areas Where Significant Materials Remain |
| <input checked="" type="checkbox"/> | Access Roads and Rail Lines for Shipping and Receiving |



Other (please specify): _____

4. Material handling/management practices

a. Types of materials handled and/or stored outdoors: *(check all that apply)*

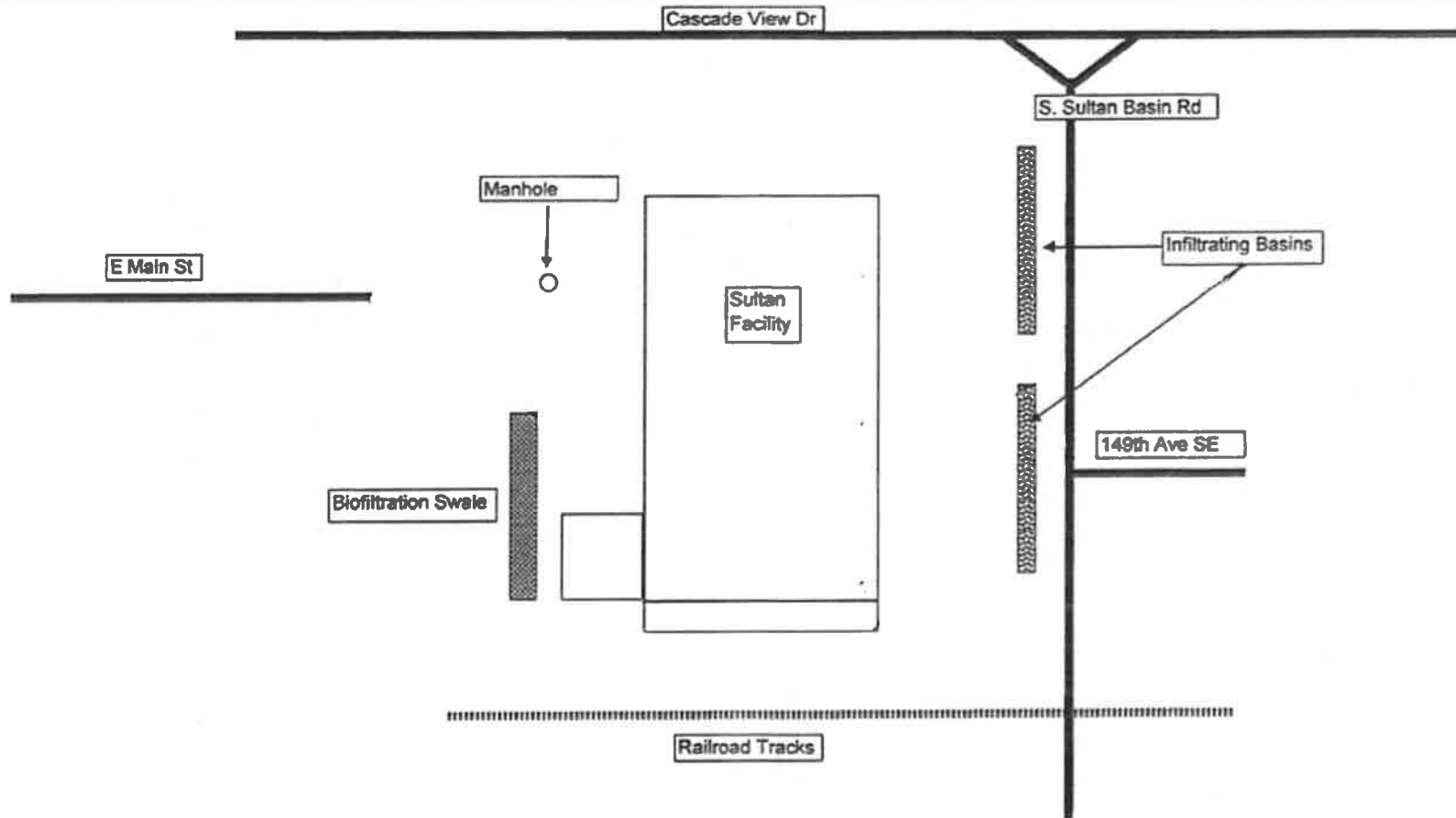
- | | | | |
|-------------------------------------|-------------------------------------|--------------------------|------------------------------------|
| <input type="checkbox"/> | Solvents | <input type="checkbox"/> | Hazardous Wastes |
| <input checked="" type="checkbox"/> | Scrap Metal | <input type="checkbox"/> | Acids or Alkalies |
| <input type="checkbox"/> | Petroleum or Petrochemical Products | <input type="checkbox"/> | Paints/Coatings |
| <input type="checkbox"/> | Plating Products | <input type="checkbox"/> | Woodtreating Products |
| <input type="checkbox"/> | Pesticides | <input type="checkbox"/> | Other <i>(please list)</i> : _____ |

b. Identify existing management practices employed to reduce pollutants in industrial stormwater discharges: *(check all that apply)*

- | | | | |
|--------------------------|-----------------------------|-------------------------------------|---|
| <input type="checkbox"/> | Oil/Water Separator | <input type="checkbox"/> | Detention Facilities |
| <input type="checkbox"/> | Containment | <input checked="" type="checkbox"/> | Infiltration Basins |
| <input type="checkbox"/> | Spill Prevention | <input type="checkbox"/> | Operational BMPs |
| <input type="checkbox"/> | Surface Leachate Collection | <input type="checkbox"/> | Vegetation Management |
| <input type="checkbox"/> | Overhead Coverage | <input checked="" type="checkbox"/> | Other <i>(please list)</i> : <u>Bio-Swale</u> |

5. Attach a facility site map showing stormwater drainage/collection areas, disposal areas and discharge points. This may be a hand-drawn map if no other site map is available *(See example on page 16 of this application)*. Label this as *attachment H.5*.

Attachment H.5. Facility Map



SECTION I. OTHER INFORMATION

1. Describe liquid wastes or sludges being generated by your facility that are not disposed of in the waste stream(s) and how they are being disposed of. For each type of waste, provide type of waste and the name, address, and phone number of the hauler.

Waterborne Paint (Profile # R19-24561) , Scrubber Loosepack(Profile #1364883) , Emussified Machine Coolant & Cutting Fluid (Profile # 1000177521) , Consoldated Aersol (Profile # 1404784) Used Oil (Profile #1245310) Plasma Sludge (Profile # 1000183140) & Isocure Focus Binder/201 Binder (Profile # 19968-AR12885) Coolant & Absorbent Pads (Profile # 1000177502

Ingenium

8206 S 192nd Street,

Kent ,WA 98032

206-268-0406

2. Describe storage areas for raw materials, products, and wastes.

Raw materials are stored inside the building except for scrap metal which is stored outside; products are stored inside the building. Wastes are stored inside the building and in a waste storage container.

3. Have you designated the wastes described above according to the applicable procedures of Dangerous Waste Regulations, Chapter 173-303 WAC? ☒ YES ☐ NO

SECTION J. CERTIFICATIONS

1. Approval by Publicly-Owned Treatment Works [required by WAC 173-216-070(4)(b)]

I approve of the discharge as described in this application. The applicant is:

(Please check the appropriate box below.)

- ☐ ☐ A Significant Industrial User (see Definitions at the end of this Section)
☒ ☐ A Categorical Industrial User
☐ ☐ Neither of the above

Name and location of sewer system to which this project will be tributary:

City of Sultan Wastewater Treatment Facility - WAO-023302
30403 US 2
Sultan, WA 98294

Treatment Works Owner: City of Sultan

Street: 319 Main street suite 200 / PO Box 1199

City/State: Sultan, WA Zip: 98294

 Signature of Treatment Works Authority Date: 10-24-2019 Title: Public Works Director

Nate Morgan

Printed Name

2. Application review by Intermediate Sewer Owner at point of discharge (if applicable)

I hereby acknowledge that I have reviewed the application for discharge to this sewer system.


Name and location of sewer system to which this project will be tributary:

City of Sultan Wastewater Treatment Facility - WAO-023302
30403 US 2
Sultan, WA 98294

Sewer System Owner: City of Sultan

Street: 319 Main street suite 200 / PO Box 1199

City/State: Sultan, WA Zip: 98294

 Signature of Sewer System Authority Date: 10-24-2019 Title: Public Works Director

Nate Morgan

Printed Name

City of Sultan



October 24, 2019

Romac Industries- Sultan Foundry
123 S. Sultan Basin Road
Sultan, WA 98294

21919 20th Avenue SE, Suite 100
Bothell, WA 98021

The City of Sultan worked with Romac Industries at their Sultan Foundry back in 2012 regarding Pretreatment of the waste stream from the iron phosphate application, which they have been discharging to the City of Sultan Wastewater System and have had no issues, they have reapplied for a Industrial Pretreatment National Discharge Elimination Permit for Industrial Pretreatment Facility.

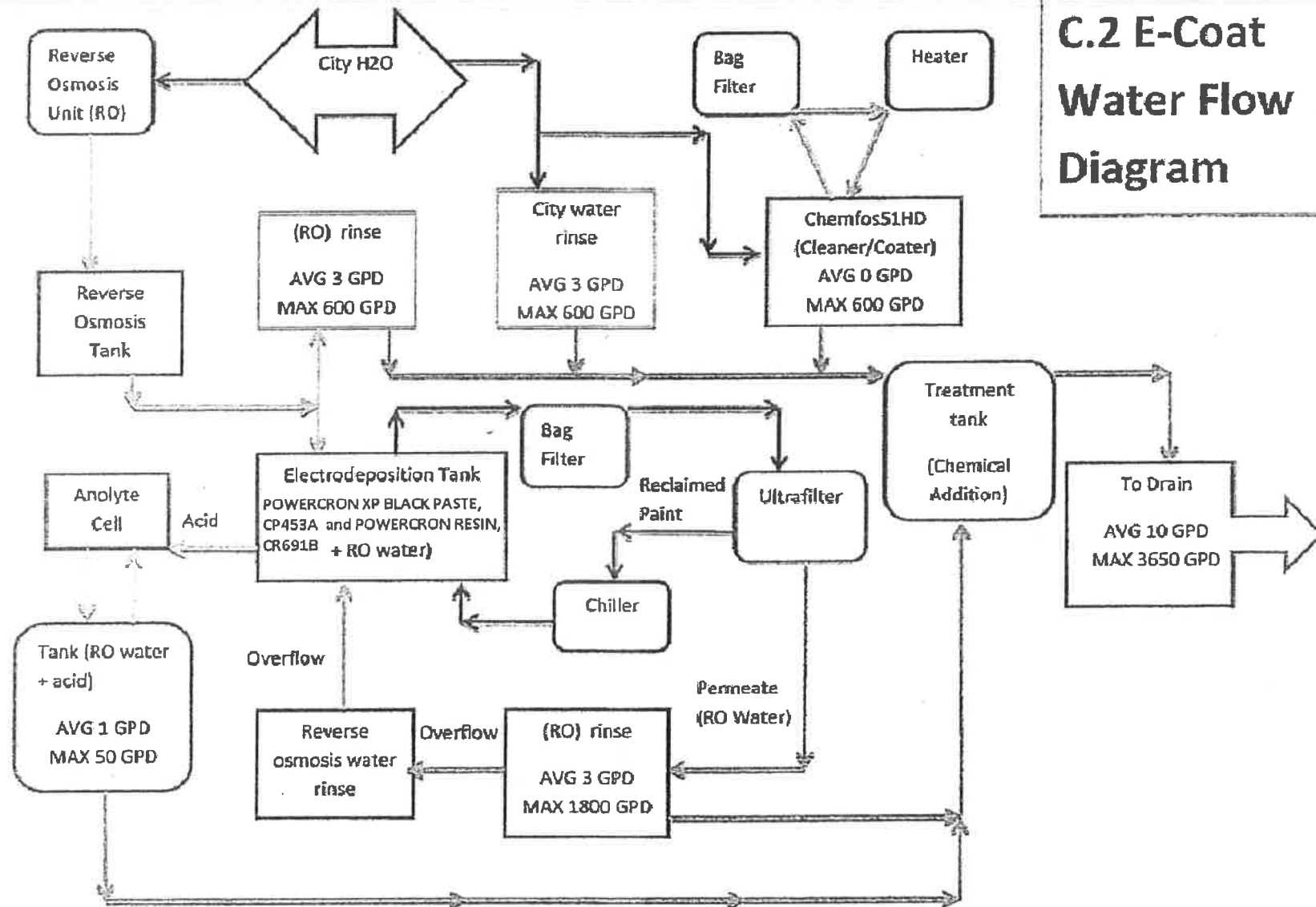
Per WAC 173-216070(4)(b) Sultan Wastewater Treatment Facility certifies under penalty of law that the document being submitted to Department of Ecology and all attachments have been reviewed by Sultan wastewater plant staff and the Public works director, Nate Morgan, finding the statements correct.

The waste stream falls into the 40 CFR 403.6; Subsection N – National Pretreatment Standards under Categorical standards Part 433 Metal Finishing Point Source Category, 433.10 (a) (b); Part 438 –Metal Products and Machinery Point Source Category, 438.1 (a-Miscellaneous Metal Products) as defined in 438.2(f) processed wastewater discharges from oily and iron phosphate processes.

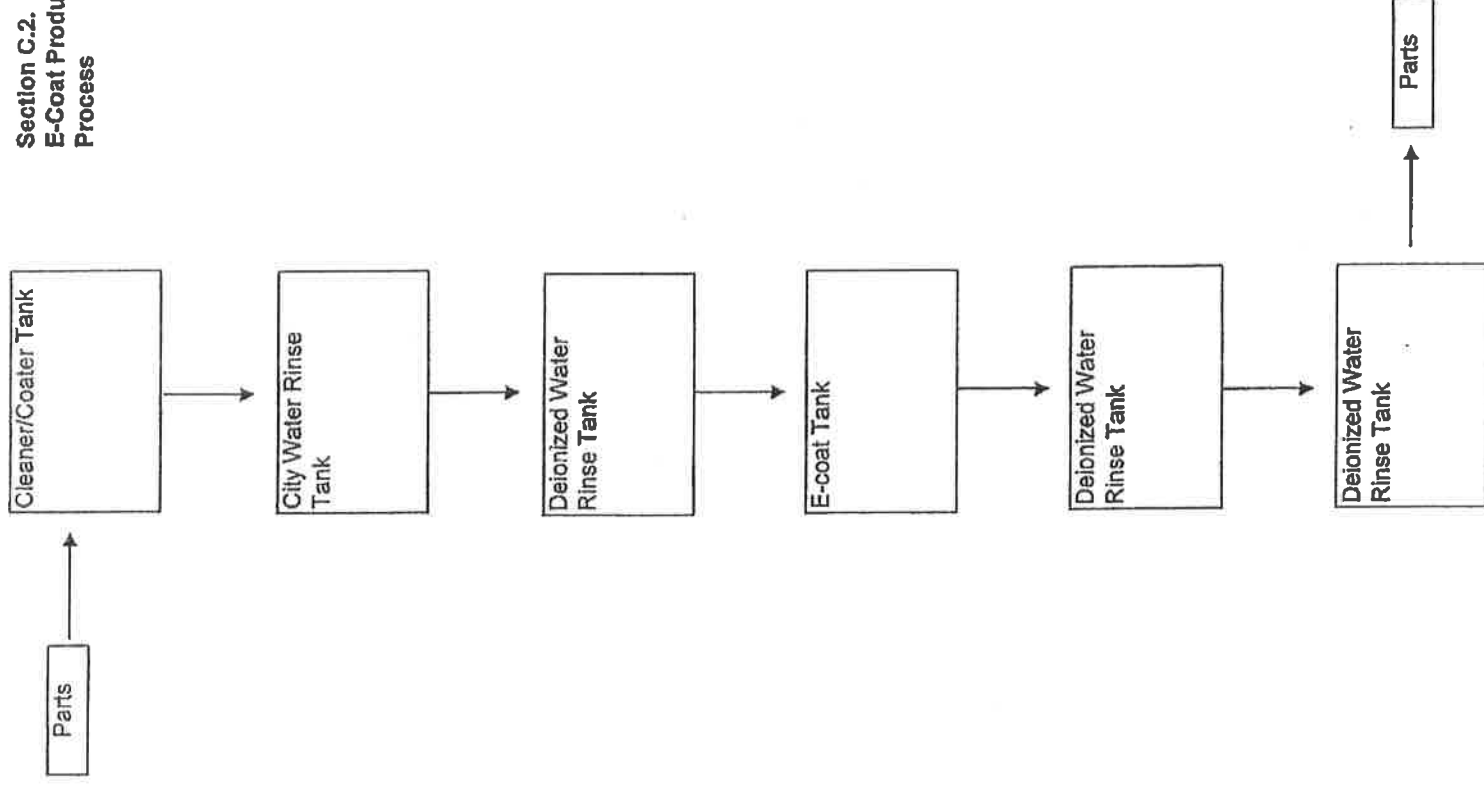
Sincerely,

Nate Morgan
City of Sultan
Public Works Director

C.2 E-Coat Water Flow Diagram



**Section C.2.
E-Coat Production
Process**



DEFINITIONS

Significant Industrial User (SIU)--

- 1) All industrial users subject to Categorical Pretreatment Standards under 40 CFR 403.6 and 40 CFR Chapter I, Subchapter N; and
- 2) Any other industrial user that: discharges an average of 25,000 gallons per day or more of process wastewater to the POTW (excluding sanitary, noncontact cooling, and boiler blow-down wastewater); contributes a process wastestream that makes up 5 percent or more of the average dry weather hydraulic or organic capacity of the POTW treatment plant; or is designated as such by the Control Authority on the basis that the industrial user has a reasonable potential for adversely affecting the POTW's operation or for violating any pretreatment standard or requirement (in accordance with 40 CFR 403.8(f)(6)).

Upon finding that the industrial user meeting the criteria in paragraph 2, above, has no reasonable potential for adversely affecting the POTW's operation or for violating any pretreatment standard or requirement, the Control Authority may at any time, on its own initiative or in response to a petition received from an industrial user or POTW, and in accordance with 40 CFR 403.8(f)(6), determine that such industrial user is not a significant industrial user.

Control Authority - means the Washington State Department of Ecology in the case of non-delegated POTWs or means the POTW in the case of delegated POTWs.

Categorical Industrial User (CIU): An industrial user subject to national categorical pretreatment standards promulgated by EPA (40 CFR 403.6 and 40 CFR parts 405-471).

Summary of Attachments That May be Required for This Application:

(Please check those attachments that are included)

- | | | |
|-------------------------------------|------|---|
| <input checked="" type="checkbox"/> | C.2. | Production schematic flow diagram and water balance |
| <input type="checkbox"/> | C.4. | Wastewater treatment improvements |
| <input checked="" type="checkbox"/> | C.7. | Additional incidental materials |
| <input checked="" type="checkbox"/> | E.8. | Additional results of effluent testing |
| <input type="checkbox"/> | F.1. | Facility site map |
| <input checked="" type="checkbox"/> | H.5. | Stormwater drainage map |

If you need this document in a format for the visually impaired, call the Water Quality Program at 360-407-6600. Persons with hearing loss can call 711 for Washington Relay Service. Persons with a speech disability can call 877-833-6341.



Fremont
Analytical

3600 Fremont Ave. N.
Seattle, WA 98103
T: (206) 352-3790
F: (206) 352-7178
info@fremontanalytical.com

Romac Industries
Shannon Aamold
21919 20th Ave SE, Ste. 100
Bothell, WA 98252

RE: E-Coat Permit
Work Order Number: 1907266

July 25, 2019

Attention Shannon Aamold:

Fremont Analytical, Inc. received 1 sample(s) on 7/19/2019 for the analyses presented in the following report.

Total Metals by EPA Method 200.8

This report consists of the following:

- Case Narrative
- Analytical Results
- Applicable Quality Control Summary Reports
- Chain of Custody

All analyses were performed consistent with the Quality Assurance program of Fremont Analytical, Inc. Please contact the laboratory if you should have any questions about the results.

Thank you for using Fremont Analytical.

Sincerely,

Brianna Barnes
Project Manager

DoD/ELAP Certification #L17-135, ISO/IEC 17025:2005
ORELAP Certification: WA 100009-007 (NELAP Recognized)

Original

www.fremontanalytical.com



Fremont
Analytical

Date: 07/25/2019

Work Order Sample Summary

CLIENT: Romac Industries
Project: E-Coat Permit
Work Order: 1907266

Lab Sample ID	Client Sample ID	Date/Time Collected	Date/Time Received
1907266-001	E-coat	07/12/2019 6:20 AM	07/19/2019 11:11 AM

Original

Note: If no "Time Collected" is supplied, a default of 12:00AM is assigned



Fremont
Analytical

Case Narrative

WO#: 1907266

Date: 7/25/2019

CLIENT: Romac Industries
Project: E-Coat Permit

I. SAMPLE RECEIPT:

Samples receipt information is recorded on the attached Sample Receipt Checklist.

II. GENERAL REPORTING COMMENTS:

Results are reported on a wet weight basis unless dry-weight correction is denoted in the units field on the analytical report ("mg/kg-dry" or "ug/kg-dry").

Matrix Spike (MS) and MS Duplicate (MSD) samples are tested from an analytical batch of "like" matrix to check for possible matrix effect. The MS and MSD will provide site specific matrix data only for those samples which are spiked by the laboratory. The sample chosen for spike purposes may or may not have been a sample submitted in this sample delivery group. The validity of the analytical procedures for which data is reported in this analytical report is determined by the Laboratory Control Sample (LCS) and the Method Blank (MB). The LCS and the MB are processed with the samples and the MS/MSD to ensure method criteria are achieved throughout the entire analytical process.

III. ANALYSES AND EXCEPTIONS:

Exceptions associated with this report will be footnoted in the analytical results page(s) or the quality control summary page(s) and/or noted below.



Fremont
Analytical

Qualifiers & Acronyms

WO#: 1907266

Date Reported: 7/25/2019

Qualifiers:

- * - Flagged value is not within established control limits
- B - Analyte detected in the associated Method Blank
- D - Dilution was required
- E - Value above quantitation range
- H - Holding times for preparation or analysis exceeded
- I - Analyte with an internal standard that does not meet established acceptance criteria
- J - Analyte detected below Reporting Limit
- N - Tentatively Identified Compound (TIC)
- Q - Analyte with an initial or continuing calibration that does not meet established acceptance criteria (<20%RSD, <20% Drift or minimum RRF)
- S - Spike recovery outside accepted recovery limits
- ND - Not detected at the Reporting Limit
- R - High relative percent difference observed

Acronyms:

- %Rec - Percent Recovery
- CCB - Continued Calibration Blank
- CCV - Continued Calibration Verification
- DF - Dilution Factor
- HEM - Hexane Extractable Material
- ICV - Initial Calibration Verification
- LCS/LCSD - Laboratory Control Sample / Laboratory Control Sample Duplicate
- MB or MBLANK - Method Blank
- MDL - Method Detection Limit
- MS/MSD - Matrix Spike / Matrix Spike Duplicate
- PDS - Post Digestion Spike
- Ref Val - Reference Value
- RL - Reporting Limit
- RPD - Relative Percent Difference
- SD - Serial Dilution
- SGT - Silica Gel Treatment
- SPK - Spike
- Surr - Surrogate

Original

www.fremontanalytical.com



Fremont
Analytical

Analytical Report

Work Order: 1907266
Date Reported: 7/25/2019

Client: Romac Industries

Project: E-Coat Permit

Lab ID: 1907266-001

Client Sample ID: E-coat

Analyses

Collection Date: 7/12/2019 6:20:00 AM

Matrix: Wastewater

	Result	RL	Qual	Units	DF	Date Analyzed
Total Metals by EPA Method 200.8						
				Batch ID: 25258		Analyst: WC
Cadmium	ND	0.200		µg/L	1	7/23/2019 10:49:36 AM
Chromium	5.13	1.00		µg/L	1	7/23/2019 10:49:36 AM
Copper	17.2	1.00		µg/L	1	7/23/2019 10:49:36 AM
Lead	0.609	0.500		µg/L	1	7/23/2019 10:49:36 AM
Nickel	4.85	2.50		µg/L	1	7/23/2019 10:49:36 AM
Silver	ND	0.250		µg/L	1	7/23/2019 10:49:36 AM
Zinc	50.7	2.50		µg/L	1	7/23/2019 10:49:36 AM



Fremont
Analytical

Date: 7/25/2019

Work Order: 1907266

CLIENT: Romac Industries

Project: E-Coat Permit

QC SUMMARY REPORT
Total Metals by EPA Method 200.8

Sample ID: MB-25258	Sample Type: MBLK	Units: µg/L	Prep Date: 7/22/2019	RunNo: 62768							
Client ID: MBLKW	Batch ID: 25258		Analysis Date: 7/23/2019	SeqNo: 1043227							
Analyte	Result	RL	SPK value	SPK Ref Val	%REC	LowLimit	HighLimit	RPD Ref Val	%RPD	RPDLimit	Qual
Cadmium	ND	0.200									
Chromium	ND	1.00									
Copper	ND	1.00									
Lead	ND	0.500									
Nickel	ND	2.50									
Silver	ND	0.250									
Zinc	ND	2.50									

Sample ID: LCS-25258		SampType: LCS		Units: µg/L		Prep Date: 7/22/2019		RunNo: 62768			
Client ID: LCSW		Batch ID: 25258				Analysis Date: 7/23/2019		SeqNo: 1043228			
Analyte	Result	RL	SPK value	SPK Ref Val	%REC	LowLimit	HighLimit	RPD Ref Val	%RPD	RPDLimit	Qual
Cadmium	5.06	0.200	5.000	0	101	85	115				
Chromium	103	1.00	100.0	0	103	85	115				
Copper	102	1.00	100.0	0	102	85	115				
Lead	50.6	0.500	50.00	0	101	85	115				
Nickel	103	2.50	100.0	0	103	85	115				
Silver	5.08	0.250	5.000	0	102	85	115				
Zinc	99.8	2.50	100.0	0	99.8	85	115				

Sample ID: 1907266-001ADUP		SampType: DUP		Units: µg/L		Prep Date: 7/22/2019		RunNo: 52768			
Client ID: E-coat		Batch ID: 25258				Analysis Date: 7/23/2019		SeqNo: 1043230			
Analyte	Result	RL	SPK value	SPK Ref Val	%REC	LowLimit	HighLimit	RPD Ref Val	%RPD	RPDLimit	Qual
Cadmium	ND	0.200						0		30	
Chromium	5.12	1.00						5.132	0.202	30	
Copper	17.1	1.00						17.17	0.387	30	
Lead	0.949	0.500						0.6088	43.7	30	
Nickel	4.33	2.50						4.849	11.3	30	
Silver	ND	0.250						0		30	

Original



Fremont
Analytical

Date: 7/25/2019

Work Order: 1907266

CLIENT: Romac Industries

Project: E-Coat Permit

QC SUMMARY REPORT
Total Metals by EPA Method 200.8

Sample ID: 1907266-001ADUP	Sample Type: DUP	Prep Date: 7/22/2019	RunNo: 52788
Client ID: E-coat	Batch ID: 25268	Analysis Date: 7/23/2019	SeqNo: 1043230
Analyte	Result	Units: µg/L	
	RL	SPK value	SPK Ref Val
	%REC	LowLimit	HighLimit
	RPD Ref Val	RPD Ref Val	RPD Ref Val
	RPDLimit	RPDLimit	Qual
Zinc	46.2	2.50	50.69
			9.25
			30

Sample ID: 1907266-001AMS	Sample Type: MS	Prep Date: 7/22/2019	RunNo: 52788
Client ID: E-coat	Batch ID: 25268	Analysis Date: 7/23/2019	SeqNo: 1043231
Analyte	Result	Units: µg/L	
	RL	SPK value	SPK Ref Val
	%REC	LowLimit	HighLimit
	RPD Ref Val	RPD Ref Val	RPD Ref Val
	RPDLimit	RPDLimit	Qual
Cadmium	7.67	0.200	0.02463
Chromium	155	1.00	5.132
Copper	154	1.00	125.0
Lead	61.9	0.500	17.17
Nickel	137	2.50	62.50
Silver	6.49	0.250	0.6088
Zinc	191	2.50	125.0
			4.849
			0.01750
			50.69
			112
			70
			130

Sample ID: 1907266-001AMSD	Sample Type: MSD	Prep Date: 7/22/2019	RunNo: 52788
Client ID: E-coat	Batch ID: 25268	Analysis Date: 7/23/2019	SeqNo: 1043234
Analyte	Result	Units: µg/L	
	RL	SPK value	SPK Ref Val
	%REC	LowLimit	HighLimit
	RPD Ref Val	RPD Ref Val	RPD Ref Val
	RPDLimit	RPDLimit	Qual
Cadmium	7.88	0.200	0.02463
Chromium	153	1.00	5.132
Copper	150	1.00	125.0
Lead	62.8	0.500	17.17
Nickel	142	2.50	62.50
Silver	6.68	0.250	0.6088
Zinc	194	2.50	125.0
			4.849
			0.01750
			50.69
			115
			70
			130

Original



Sample Log-In Check List

Client Name: ROMAC

Work Order Number: 1907266

Logged by: Carissa True

Date Received: 7/19/2019 11:11:00 AM

Chain of Custody

1. Is Chain of Custody complete?
2. How was the sample delivered?

Yes ☒ No ☐ Not Present ☐
Client

Log In

3. Coolers are present? Yes ☒ No ☐ NA ☐
4. Shipping container/cooler in good condition? Yes ☒ No ☐
5. Custody Seals present on shipping container/cooler?
(Refer to comments for Custody Seals not intact) Yes ☐ No ☐ Not Required ☒
6. Was an attempt made to cool the samples? Yes ☒ No ☐ NA ☐
7. Were all items received at a temperature of $>0^{\circ}\text{C}$ to 10.0°C^* ? Yes ☒ No ☐ NA ☐
8. Sample(s) in proper container(s)? Yes ☒ No ☐
9. Sufficient sample volume for indicated test(s)? Yes ☒ No ☐
10. Are samples properly preserved? Yes ☒ No ☐
11. Was preservative added to bottles? Yes ☒ No ☐ NA ☐ HNO₃ NA ☒
12. Is there headspace in the VOA vials? Yes ☐ No ☐
13. Did all samples containers arrive in good condition(unbroken)? Yes ☒ No ☐
14. Does paperwork match bottle labels? Yes ☒ No ☐
15. Are matrices correctly identified on Chain of Custody? Yes ☒ No ☐
16. Is it clear what analyses were requested? Yes ☒ No ☐
17. Were all holding times able to be met? Yes ☒ No ☐

Special Handling (if applicable)

18. Was client notified of all discrepancies with this order? Yes ☐ No ☐ NA ☒

Person Notified:	Date:		
By Whom:	Via:	Mail	Phone
Regarding:		Fax	In Person
Client Instructions:			

19. Additional remarks:

Volume transferred to 250ml poly

Item Information

	Item #	Temp °C
Cooler 1		5.6
Sample 1		0.8

* Note: DoD/ELAP and TNI require items to be received at 4°C \pm 2°C

Original



Fremont
Analytical

3600 Fremont Ave. N.
Seattle, WA 98103
T: (206) 352-3790
F: (206) 352-7178
info@fremontanalytical.com

Romac Industries
Shannon Aamold
21919 20th Ave SE, Ste. 100
Bothell, WA 98252

RE: E-coat Permit
Work Order Number: 1908342

August 29, 2019

Attention Shannon Aamold:

Fremont Analytical, Inc. received 1 sample(s) on 8/23/2019 for the analyses presented in the following report.

Total Metals by EPA Method 200.8

This report consists of the following:

- Case Narrative
- Analytical Results
- Applicable Quality Control Summary Reports
- Chain of Custody

All analyses were performed consistent with the Quality Assurance program of Fremont Analytical, Inc. Please contact the laboratory if you should have any questions about the results.

Thank you for using Fremont Analytical.

Sincerely,

Brianna Barnes
Project Manager

DoD/ELAP Certification #L-17-135, ISO/IEC 17025:2005
ORELAP Certification: WA 100009-007 (NELAP Recognized)

Original

www.fremontanalytical.com



Fremont
Analytical

Date: 08/29/2019

Work Order Sample Summary

CLIENT: Romac Industries
Project: E-coat Permit
Work Order: 1908342

Lab Sample ID	Client Sample ID	Date/Time Collected	Date/Time Received
1908342-001	E-coat	08/16/2019 7:23 AM	08/23/2019 9:43 AM

Original

Note: If no "Time Collected" is supplied, a default of 12:00AM is assigned



CLIENT: Romac Industries

Project: E-coat Permit

I. SAMPLE RECEIPT:

Samples receipt information is recorded on the attached Sample Receipt Checklist.

II. GENERAL REPORTING COMMENTS:

Results are reported on a wet weight basis unless dry-weight correction is denoted in the units field on the analytical report ("mg/kg-dry" or "ug/kg-dry").

Matrix Spike (MS) and MS Duplicate (MSD) samples are tested from an analytical batch of "like" matrix to check for possible matrix effect. The MS and MSD will provide site specific matrix data only for those samples which are spiked by the laboratory. The sample chosen for spike purposes may or may not have been a sample submitted in this sample delivery group. The validity of the analytical procedures for which data is reported in this analytical report is determined by the Laboratory Control Sample (LCS) and the Method Blank (MB). The LCS and the MB are processed with the samples and the MS/MSD to ensure method criteria are achieved throughout the entire analytical process.

III. ANALYSES AND EXCEPTIONS:

Exceptions associated with this report will be footnoted in the analytical results page(s) or the quality control summary page(s) and/or noted below.



Fremont
Analytical

Qualifiers & Acronyms

WO#: 1908342

Date Reported: 8/29/2019

Qualifiers:

- * - Flagged value is not within established control limits
- B - Analyte detected in the associated Method Blank
- D - Dilution was required
- E - Value above quantitation range
- H - Holding times for preparation or analysis exceeded
- I - Analyte with an internal standard that does not meet established acceptance criteria
- J - Analyte detected below Reporting Limit
- N - Tentatively Identified Compound (TIC)
- Q - Analyte with an initial or continuing calibration that does not meet established acceptance criteria (<20%RSD, <20% Drift or minimum RRF)
- S - Spike recovery outside accepted recovery limits
- ND - Not detected at the Reporting Limit
- R - High relative percent difference observed

Acronyms:

- %Rec - Percent Recovery
- CCB - Continued Calibration Blank
- CCV - Continued Calibration Verification
- DF - Dilution Factor
- HEM - Hexane Extractable Material
- ICV - Initial Calibration Verification
- LCS/LCSD - Laboratory Control Sample / Laboratory Control Sample Duplicate
- MB or MBLANK - Method Blank
- MDL - Method Detection Limit
- MS/MSD - Matrix Spike / Matrix Spike Duplicate
- PDS - Post Digestion Spike
- Ref Val - Reference Value
- RL - Reporting Limit
- RPD - Relative Percent Difference
- SD - Serial Dilution
- SGT - Silica Gel Treatment
- SPK - Spike
- Surr - Surrogate

Original

www.fremontanalytical.com



Fremont
Analytical

Analytical Report

Work Order: 1908342
Date Reported: 8/29/2019

Client: Romac Industries
Project: E-coat Permit
Lab ID: 1908342-001
Client Sample ID: E-coat
Analyses

Collection Date: 8/16/2019 7:23:00 AM

Matrix: Wastewater

	Result	RL	Qual	Units	DF	Date Analyzed
Batch ID: 25638 Analyst: CO						
Cadmium	ND	0.200		µg/L	1	8/28/2019 12:07:10 PM
Chromium	5.20	1.00		µg/L	1	8/28/2019 12:07:10 PM
Copper	64.8	1.00		µg/L	1	8/28/2019 12:07:10 PM
Lead	1.22	0.500		µg/L	1	8/28/2019 12:07:10 PM
Nickel	8.98	2.50		µg/L	1	8/28/2019 12:07:10 PM
Silver	ND	0.250		µg/L	1	8/28/2019 12:07:10 PM
Zinc	54.5	2.50		µg/L	1	8/28/2019 12:07:10 PM

Total Metals by EPA Method 200.8



Date: 8/29/2019

Work Order: 1908342
CLIENT: Romac Industries
Project: E-coat Permit

QC SUMMARY REPORT
Total Metals by EPA Method 200.8

Sample ID: MB-25638	Sample Type: MBLK	Units: µg/L	Prep Date: 8/28/2019	RunNo: 63534							
Client ID: MBLKW	Batch ID: 25638		Analysis Date: 8/28/2019	SeqNo: 1059608							
Analyte	Result	RL	SPK value	SPK Ref Val	%REC	LowLimit	HighLimit	RPD Ref Val	%RPD	RPDLimit	Qual
Cadmium	ND	0.200									
Chromium	ND	1.00									
Copper	ND	1.00									
Lead	ND	0.500									
Nickel	ND	2.50									
Silver	ND	0.250									
Zinc	ND	2.50									

Sample ID: LCS-25638		SampType: LCS		Units: µg/L		Prep Date: 8/28/2019		RunNo: 63534			
Client ID: LCSW		Batch ID: 25638				Analysis Date: 8/28/2019		SeqNo: 1059608			
Analyte	Result	RL	SPK value	SPK Ref Val	%REC	LowLimit	HighLimit	RPD Ref Val	%RPD	RPDLimit	Qual
Cadmium	5.60	0.200	5.000	0	112	85	115				
Chromium	111	1.00	100.0	0	111	85	115				
Copper	110	1.00	100.0	0	110	85	115				
Lead	49.1	0.500	50.00	0	98.3	85	115				
Nickel	109	2.50	100.0	0	109	85	115				
Silver	4.92	0.250	5.000	0	98.4	85	115				
Zinc	108	2.50	100.0	0	108	85	115				

Sample ID: 1908363-001EDUP		SampType: DUP		Units: µg/L		Prep Date: 8/28/2019		RunNo: 63534			
Client ID: BATCH		Batch ID: 25638				Analysis Date: 8/28/2019		SeqNo: 1059613			
Analyte	Result	RL	SPK value	SPK Ref Val	%REC	LowLimit	HighLimit	RPD Ref Val	%RPD	RPDLimit	Qual
Cadmium	ND	0.200						0		30	
Chromium	1.54	1.00						1.531	0.383	30	
Copper	2.40	1.00						2.304	4.06	30	
Lead	ND	0.500						0		30	
Nickel	ND	2.50						0		30	
Silver	ND	0.250						0		30	

Original



Date: 8/29/2019

Work Order: 1908342

CLIENT: Romac Industries

Project: E-coat Permit

QC SUMMARY REPORT
Total Metals by EPA Method 200.8

Sample ID: 1908363-001EDUP		SampType: DUP		Units: µg/L		Prep Date: 8/28/2019		RunNo: 63534			
Client ID: BATCH		Batch ID: 26638				Analysis Date: 8/28/2019		SeqNo: 1059613			
Analyte	Result	RL	SPK value	SPK Ref Val	%REC	LowLimit	HighLimit	RPD Ref Val	%RPD	RPDLimit	Qual
Zinc	3.47	2.50						3.626	4.52	30	

Sample ID: 1908363-001EMS		SampType: MS		Units: µg/L		Prep Date: 8/28/2019		RunNo: 53534			
Client ID: BATCH		Batch ID: 26638				Analysis Date: 8/28/2019		SeqNo: 1059614			
Analyte	Result	RL	SPK value	SPK Ref Val	%REC	LowLimit	HighLimit	RPD Ref Val	%RPD	RPDLimit	Qual
Cadmium	7.00	0.200	6.250	0	112	70	130				S
Chromium	165	1.00	125.0	1.531	130	70	130				
Copper	146	1.00	125.0	2.304	115	70	130				
Lead	62.2	0.500	62.50	0	99.5	70	130				
Nickel	147	2.50	125.0	1.193	117	70	130				
Silver	5.07	0.250	6.250	0	81.2	70	130				
Zinc	144	2.50	125.0	3.626	112	70	130				

NOTES:

S - Outlying spike recovery(ies) observed. A duplicate analysis was performed with similar results indicating a possible matrix effect.

Sample ID: 1908363-001EMSD		SampType: MSD		Units: µg/L		Prep Date: 8/28/2019		RunNo: 53634			
Client ID: BATCH		Batch ID: 26638				Analysis Date: 8/28/2019		SeqNo: 1059615			
Analyte	Result	RL	SPK value	SPK Ref Val	%REC	LowLimit	HighLimit	RPD Ref Val	%RPD	RPDLimit	Qual
Cadmium	7.00	0.200	6.250	0	112	70	130	7.000	0.0428	30	
Chromium	167	1.00	125.0	1.531	132	70	130	164.5	1.49	30	
Copper	152	1.00	125.0	2.304	120	70	130	146.0	3.86	30	
Lead	61.3	0.500	62.50	0	98.1	70	130	62.20	1.48	30	
Nickel	150	2.50	125.0	1.193	119	70	130	147.2	2.03	30	
Silver	4.99	0.250	6.250	0	79.8	70	130	5.074	1.76	30	
Zinc	145	2.50	125.0	3.626	113	70	130	143.5	0.801	30	

NOTES:

S - Outlying spike recovery(ies) observed. A duplicate analysis was performed with similar results indicating a possible matrix effect.

Original



Sample Log-In Check List

Client Name: ROMAC

Work Order Number: 1908342

Logged by: Carlissa True

Date Received: 8/23/2019 9:43:00 AM

Chain of Custody

1. Is Chain of Custody complete?
2. How was the sample delivered?

Yes ☒ No ☐ Not Present ☐
Client

Log In

3. Coolers are present?
Yes ☒ No ☐ NA ☐
4. Shipping container/cooler in good condition?
Yes ☒ No ☐
5. Custody Seals present on shipping container/cooler?
(Refer to comments for Custody Seals not intact)
Yes ☐ No ☐ Not Required ☒
6. Was an attempt made to cool the samples?
Yes ☒ No ☐ NA ☐
7. Were all items received at a temperature of $>0^{\circ}\text{C}$ to 10.0°C ?
Yes ☒ No ☐ NA ☐
8. Sample(s) in proper container(s)?
Yes ☒ No ☐
9. Sufficient sample volume for indicated test(s)?
Yes ☒ No ☐
10. Are samples properly preserved?
Yes ☒ No ☐
11. Was preservative added to bottles?
Yes ☒ No ☐ NA ☐
12. Is there headspace in the VOA vials?
Yes ☐ No ☐ HNO₃ added to 001A ☒
13. Did all samples containers arrive in good condition(unbroken)?
Yes ☒ No ☐
14. Does paperwork match bottle labels?
Yes ☒ No ☐
15. Are matrices correctly identified on Chain of Custody?
Yes ☒ No ☐
16. Is it clear what analyses were requested?
Yes ☒ No ☐
17. Were all holding times able to be met?
Yes ☒ No ☐

Special Handling (if applicable)

18. Was client notified of all discrepancies with this order?
Yes ☐ No ☐ NA ☒

Person Notified:	Date:
By Whom:	Via: <input type="checkbox"/> Mail <input type="checkbox"/> Phone <input type="checkbox"/> Fax <input type="checkbox"/> In Person
Regarding:	
Client Instructions:	

19. Additional remarks:

Item Information

Item #	Temp °C
Cooler 1	7.8
Sample 1	2.8

* Note: DoD/ELAP and TNI require items to be received at 4°C +/- 2°C

Original



Fremont
Analytical

3600 Fremont Ave. N.
Seattle, WA 98103
T: (206) 352-3790
F: (206) 352-7178
info@fremontanalytical.com

Romac Industries
Shannon Aamold
21919 20th Ave SE, Ste. 100
Bothell, WA 98252

RE: E-coat Permit
Work Order Number: 1909332

September 27, 2019

Attention Shannon Aamold:

Fremont Analytical, Inc. received 1 sample(s) on 9/20/2019 for the analyses presented in the following report.

Total Metals by EPA Method 200.8

This report consists of the following:

- Case Narrative
- Analytical Results
- Applicable Quality Control Summary Reports
- Chain of Custody

All analyses were performed consistent with the Quality Assurance program of Fremont Analytical, Inc. Please contact the laboratory if you should have any questions about the results.

Thank you for using Fremont Analytical.

Sincerely,

Brianna Barnes
Project Manager

DoD/ELAP Certification #L17-135, ISO/IEC 17025:2005
ORELAP Certification: WA 100009-007 (NELAP Recognized)

Original

www.fremontanalytical.com



Fremont
Analytical

Date: 09/27/2019

CLIENT: Romac Industries
Project: E-coat Permit
Work Order: 1909332

Work Order Sample Summary

Lab Sample ID	Client Sample ID	Date/Time Collected	Date/Time Received
1909332-001	E-coat	09/13/2019 5:35 AM	09/20/2019 9:45 AM

Original

Note: If no "Time Collected" is supplied, a default of 12:00AM is assigned



Fremont
Analytical

Case Narrative

WO#: 1909332

Date: 9/27/2019

CLIENT: Romac Industries

Project: E-coat Permit

I. SAMPLE RECEIPT:

Samples receipt information is recorded on the attached Sample Receipt Checklist.

II. GENERAL REPORTING COMMENTS:

Results are reported on a wet weight basis unless dry-weight correction is denoted in the units field on the analytical report ("mg/kg-dry" or "ug/kg-dry").

Matrix Spike (MS) and MS Duplicate (MSD) samples are tested from an analytical batch of "like" matrix to check for possible matrix effect. The MS and MSD will provide site specific matrix data only for those samples which are spiked by the laboratory. The sample chosen for spike purposes may or may not have been a sample submitted in this sample delivery group. The validity of the analytical procedures for which data is reported in this analytical report is determined by the Laboratory Control Sample (LCS) and the Method Blank (MB). The LCS and the MB are processed with the samples and the MS/MSD to ensure method criteria are achieved throughout the entire analytical process.

III. ANALYSES AND EXCEPTIONS:

Exceptions associated with this report will be footnoted in the analytical results page(s) or the quality control summary page(s) and/or noted below.

Original



Fremont
Analytical

Qualifiers & Acronyms

WO#: 1909332

Date Reported: 9/27/2019

Qualifiers:

* - Flagged value is not within established control limits
B - Analyte detected in the associated Method Blank
D - Dilution was required
E - Value above quantitation range
H - Holding times for preparation or analysis exceeded
I - Analyte with an internal standard that does not meet established acceptance criteria
J - Analyte detected below Reporting Limit
N - Tentatively Identified Compound (TIC)
Q - Analyte with an initial or continuing calibration that does not meet established acceptance criteria
($<20\%$ RSD, $<20\%$ Drift or minimum RRF)
S - Spike recovery outside accepted recovery limits
ND - Not detected at the Reporting Limit
R - High relative percent difference observed

Acronyms:

%Rec - Percent Recovery
CCB - Continued Calibration Blank
CCV - Continued Calibration Verification
DF - Dilution Factor
HEM - Hexane Extractable Material
ICV - Initial Calibration Verification
LCS/LCSD - Laboratory Control Sample / Laboratory Control Sample Duplicate
MB or MBLANK - Method Blank
MDL - Method Detection Limit
MS/MSD - Matrix Spike / Matrix Spike Duplicate
PDS - Post Digestion Spike
Ref Val - Reference Value
RL - Reporting Limit
RPD - Relative Percent Difference
SD - Serial Dilution
SGT - Silica Gel Treatment
SPK - Spike
Surr - Surrogate

Original

www.fremontanalytical.com



Fremont
Analytical

Analytical Report

Work Order: 1909332

Date Reported: 9/27/2019

Client: Romac Industries

Project: E-coat Permit

Lab ID: 1909332-001

Client Sample ID: E-coat

Analyses

Collection Date: 9/13/2019 5:35:00 AM

Matrix: Wastewater

	Result	RL	Qual	Units	DF	Date Analyzed
--	--------	----	------	-------	----	---------------

Total Metals by EPA Method 200.8

Batch ID: 25931 Analyst: CO

Cadmium	ND	0.200		µg/L	1	9/25/2019 2:06:15 PM
Chromium	11.5	1.00		µg/L	1	9/25/2019 2:06:15 PM
Copper	34.8	1.00		µg/L	1	9/25/2019 2:06:15 PM
Lead	1.67	0.500		µg/L	1	9/25/2019 2:06:15 PM
Nickel	9.17	2.50		µg/L	1	9/25/2019 2:06:15 PM
Silver	ND	0.250		µg/L	1	9/25/2019 2:06:15 PM
Zinc	93.3	2.50		µg/L	1	9/25/2019 2:06:15 PM

Original



Date: 9/27/2019

Work Order: 1909332

CLIENT: Romac Industries

Project: E-coat Permit

QC SUMMARY REPORT
Total Metals by EPA Method 200.8

Sample ID: MB-25931		SampleType: MBLK	Units: µg/L		Prep Date: 9/25/2019		RunNo: 64139				
Client ID: MBLKW		Batch ID: 25931			Analysis Date: 9/25/2019		SeqNo: 1072403				
Analyte	Result	RL	SPK value	SPK Ref Val	%REC	LowLimit	HighLimit	RPD Ref Val	%RPD	RPDLimit	Qual
Cadmium	ND	0.200									
Chromium	ND	1.00									
Copper	ND	1.00									
Lead	ND	0.500									
Nickel	ND	2.50									
Silver	ND	0.250									
Zinc	ND	2.50									

Sample ID: LCS-25931		SampType: LCS		Units: µg/L		Prep Date: 9/25/2019		RunNo: 64139			
Client ID: LCSW		Batch ID: 25931				Analysis Date: 9/25/2019		SeqNo: 1072404			
Analyte	Result	RL	SPK value	SPK Ref Val	%REC	LowLimit	HighLimit	RPD Ref Val	%RPD	RPDLimit	Qual
Cadmium	5.29	0.200	5.000	0	106	85	115				
Chromium	103	1.00	100.0	0	103	85	115				
Copper	103	1.00	100.0	0	103	85	115				
Lead	47.3	0.500	50.00	0	94.6	85	115				
Nickel	100	2.50	100.0	0	100	85	115				
Silver	4.80	0.250	5.000	0	96.0	85	115				

Sample ID: 1909384-001ADUP		SampType: DUP		Prep Date: 9/25/2019		RunNo: 64139					
Client ID: BATCH		Batch ID: 25931		Analysis Date: 9/25/2019		SeqNo: 1072406					
Analyte	Result	RL	SPK value	SPK RefVal	%REC	LowLimit	HighLimit	RPD Ref Val	%RPD	RPDLimit	Qual
Cadmium	ND	0.200						0		30	
Chromium	ND	1.00						0		30	
Copper	33.5	1.00						30.89	7.97	30	
Lead	1.41	0.500						1.348	4.74	30	
Nickel	ND	2.50						0		30	
Silver	ND	0.250						0		30	
Zinc	11.3	2.50						10.38	8.14	30	

Original



Date: 9/27/2019

Work Order: 1909332

CLIENT: Romac Industries

Project: E-coat Permit

QC SUMMARY REPORT
Total Metals by EPA Method 200.8

Sample ID: 1909384-001ADUP	Sample Type: DUP	Prep Date: 9/25/2019	RunNo: 64139
Client ID: BATCH	Batch ID: 25931	Analysis Date: 9/25/2019	SeqNo: 1072406
Analyte	Result	Units: µg/L	
RL	SPK value	SPK Ref Val	%REC LowLimit HighLimit RPD Ref Val %RPD RPDLimit Qual

Sample ID: 1909384-001AMS	Sample Type: MS	Prep Date: 9/25/2019	RunNo: 64139
Client ID: BATCH	Batch ID: 25931	Analysis Date: 9/25/2019	SeqNo: 1072407
Analyte	Result	Units: µg/L	
RL	SPK value	SPK Ref Val	%REC LowLimit HighLimit RPD Ref Val %RPD RPDLimit Qual

Cadmium	7.73	0.200	6.250	0	124	70	130	
Chromium	140	1.00	125.0	0	112	70	130	
Copper	166	1.00	125.0	30.89	108	70	130	
Lead	60.9	0.500	62.50	1.348	95.3	70	130	
Nickel	133	2.50	125.0	0	106	70	130	
Silver	5.08	0.250	6.250	0.2000	78.1	70	130	
Zinc	160	2.50	125.0	10.38	120	70	130	

Sample ID: 1909384-001AMSD	Sample Type: MSD	Prep Date: 9/25/2019	RunNo: 64139
Client ID: BATCH	Batch ID: 25931	Analysis Date: 9/25/2019	SeqNo: 1072408
Analyte	Result	Units: µg/L	
RL	SPK value	SPK Ref Val	%REC LowLimit HighLimit RPD Ref Val %RPD RPDLimit Qual

Cadmium	7.69	0.200	6.250	0	123	70	130	7.735	0.619	30
Chromium	143	1.00	125.0	0	115	70	130	140.4	1.97	30
Copper	172	1.00	125.0	30.89	113	70	130	166.1	3.34	30
Lead	61.3	0.500	62.50	1.348	95.9	70	130	60.88	0.614	30
Nickel	134	2.50	125.0	0	107	70	130	132.9	0.542	30
Silver	5.58	0.250	6.250	0.2000	86.1	70	130	5.078	9.44	30
Zinc	160	2.50	125.0	10.38	119	70	130	160.2	0.323	30

Original



Fremont
Analytical

Date: 9/27/2019

Work Order: 1909332

CLIENT: Romac Industries

Project: E-coat Permit

QC SUMMARY REPORT

Total Metals by EPA Method 200.8

Sample ID: LCS-25931	Sample Type: LCS	Units: µg/L	Prep Date: 9/25/2019	RunNo: 54139							
Client ID: LCSW	Batch ID: 25931		Analysis Date: 9/25/2019	SeqNo: 1072409							
Analyte	Result	RL	SPK value	SPK Ref Val	%REC	LowLimit	HighLimit	RPD Ref Val	%RPD	RPDLimit	Qual
Zinc	115	2.50	100.0	0	115	85	115				

Original

Page 8 of 10



Client Name: **ROMAC**

Work Order Number: **1909332**

Logged by: **Carlissa True**

Date Received: **9/20/2019 9:45:00 AM**

Chain of Custody

1. Is Chain of Custody complete?
2. How was the sample delivered?

Yes ☒ No ☐ Not Present ☐
Client

Log In

3. Coolers are present?
Yes ☒ No ☐ NA ☐
4. Shipping container/cooler in good condition?
5. Custody Seals present on shipping container/cooler?
(Refer to comments for Custody Seals not intact)
Yes ☒ No ☐ Not Required ☒
6. Was an attempt made to cool the samples?
Yes ☒ No ☐ NA ☐
7. Were all items received at a temperature of $>0^{\circ}\text{C}$ to 10.0°C *
Y.. ☒ N.. ☐ NA ☐
8. Sample(s) in proper container(s)?
Y.. ☒ N.. ☐
9. Sufficient sample volume for indicated test(s)?
Y.. ☒ N.. ☐
10. Are samples properly preserved?
Yes ☒ No ☐
11. Was preservative added to bottles?
Yes ☒ No ☐ NA ☐
HNO3 added to 001A ☒ NA ☐
12. Is there headspace in the VOA vials?
Yes ☐ No ☐
13. Did all samples containers arrive in good condition(unbroken)?
Yes ☒ No ☐
14. Does paperwork match bottle labels?
Yes ☒ No ☐
15. Are matrices correctly identified on Chain of Custody?
Yes ☒ No ☐
16. Is it clear what analyses were requested?
Yes ☒ No ☐
17. Were all holding times able to be met?
Yes ☒ No ☐

Special Handling (if applicable)

18. Was client notified of all discrepancies with this order?

Yes ☐ No ☐ NA ☒

Person Notified:	Date:
By Whom:	Via: <input type="checkbox"/> Mail <input type="checkbox"/> Phone <input type="checkbox"/> Fax <input type="checkbox"/> In Person
Regarding:	
Client Instructions:	

19. Additional remarks:

Item Information

	Item #	Temp °C
Cooler 1		7.6
Sample 1		3.4

* Note: DoD/ELAP and TNI require items to be received at 4°C +/- 2°C

Original