	State of Washington Department of Ecology WASTEWATER TREATMENT PLANT COMPLIANCE INSPECTION REPORT		Central Regional Office 1250 W Alder ST Union Gap, WA 98903 ph: (509) 575-2490 fax: (509) 575-2809 (rev. 7-17-18)
	Section A: General Information		

Report Version	PERMIT #	mm/dd/yy	Inspection Type	Inspector Code	Facility Type
<input checked="" type="checkbox"/> New <input type="checkbox"/> Changed <input type="checkbox"/> Deleted	WA0052175	02/05/2020	C	S	<input checked="" type="checkbox"/> Municipal <input type="checkbox"/> Public <input type="checkbox"/> Private

Remarks

Follow-up to ERTS# 693476

Inspection work days 1.0	Facility Self-Monitoring 3	Photos Taken <input type="checkbox"/> Yes <input checked="" type="checkbox"/> No	Samples Taken <input type="checkbox"/> Yes <input checked="" type="checkbox"/> No	BI N	QA N
-----------------------------	-------------------------------	---	--	---------	---------

Lead Ecology Inspector(s)

Erik Van Doren

Section B: Facility Data

Name, Location, and Phone of Facility Inspected Peshastin POTW 10395 Mill Rd, Peshastin, WA 98847 (509) 661-4131	Entry Time 2:30	Permit Effective Date June 1, 2019
	Exit Time 3:30	Permit Expiration Date May 31, 2024
Name(s)/Title(s) of On-Site Representative(s) Dale Pipkin, Eric Smith, RH2 Engineer	Ecology Staff On-Site Erik Van Doren Dave Matthews	
Name, Address, Title, Phone, and Fax Number of Responsible Official Ron Slabaugh PO Box 1231, Wenatchee, WA 98807 Water/Wastewater Manager, Chelan County PUD	Other Facility Data None	
Phone Number (509) 661-4131 Fax N/A Contacted? <input type="checkbox"/> Yes <input checked="" type="checkbox"/> No		

Section C: Areas Evaluated During Inspection (Check only those areas evaluated)

<input checked="" type="checkbox"/> Permit	<input type="checkbox"/> Flow Measurement	<input type="checkbox"/> Operations & Maintenance	<input type="checkbox"/> CSO/SSO (Sewer Overflow)
<input type="checkbox"/> Records/Reports	<input checked="" type="checkbox"/> Effluent Receiving Water	<input type="checkbox"/> Sludge Handling/Disposal	<input type="checkbox"/> Pollution Prevention
<input checked="" type="checkbox"/> Facility Site Review	<input type="checkbox"/> Compliance Schedules	<input type="checkbox"/> Pretreatment	<input type="checkbox"/> Multimedia
<input type="checkbox"/> Self-Monitoring Program	<input type="checkbox"/> Laboratory	<input type="checkbox"/> Storm Water	<input type="checkbox"/> Other

Section D: Summary of Findings/Comments

The purpose of this visit was to follow-up with a citizen complaint that came through Ecology's Environmental Reporting Tracking System, ERTS#693476.

In October of 2019, a citizen reported turbid water was being discharged from an exposed pipe into the Wenatchee River. The report originally named Blue Bird as the responsible party. Blue Bird staff discovered the turbid discharge was coming from the neighboring wastewater treatment facility, Peshastin POTW.

Ecology conducted a Compliance inspection on October 3, 2019. During the inspection it was noted that the facility was working to optimize their treatment. The Peshastin POTW recently upgraded its facility infrastructures to include tertiary treatment. The facility can now remove nutrients, namely phosphorus, from its effluent to be in compliance with the multi-parameter Wenatchee River TMDL. The effluent appeared mostly normal at the time of this inspection and the operators indicated the effluent to be a bit cloudier than usual. The facility was within permit limits at the time of this inspection.

On February 5, 2020, Ecology conducted a follow-up at the Peshastin POTW. Dale Pipken, the lead wastewater operator for the Peshastin POTW, was present but did not participate in the site tour. Eric Smith of RH2 was onsite and provided a brief tour. The upgrades to the facility were operational at the time and the effluent within the north Sequencing Batch Reactor (SBR) appeared clear, not cloudy. The Peshastin POTW reported DMR values for BOD and TSS in late January, 2020 that

OIT, I, II... I think it would be a good review course anyway to take for all operators... just may not be specific enough for your operators seeking a Group III.

<https://www.erwow.org/Training/Calendar/TabId/3376/PgrID/10913/PageID/3/Default.aspx>

Professional Training Association (PTA) is another option similar to ERWoW that offer exam prep courses including more specific training topics for operators.

<https://www.pro-train.org/event-calendar/>

Washington Environmental Training Center (WETRC) is also similar to the two above and are located on the main campus of Green River College. I've taken an Group III exam prep course through WETRC and found it to be somewhat helpful. I haven't looked on their website to see if they still offer it, but it's just another place you might look for exam prep courses.

<https://www.greenriver.edu/wetrc/>

Operators are no stranger to hearing that there are "Ken Kerri" books that are helpful study guides. They are correct. California State University (Sacramento State) offer wastewater courses using "Ken Kerri" manuals. The "Operation of Wastewater treatment Plants, Volume II" and "Advanced Waste Treatment" are good study manuals for operators seeking a Group III certification. They also include an online course package that includes CEU's, the manual, and online training for each book. I have both of these manuals on my desk which I use much like how engineers refer to Metcalf and Eddy.

<http://www.owp.csus.edu/courses/wastewater.php>

Hopefully this helps. Feel free to contact me if you have questions.




Best,

Erik Van Doren | Lead Permit Developer/Facility Manager
WA Department of Ecology | Water Quality Program
Central Regional Office | 1250 W. Alder St. Union Gap, WA 98903

(509) 457-7119 | erik.vandoren@ecy.wa.gov



Although there is a significant amount of automation integrated at the Peshastin POTW, there was a significant amount of operations and maintenance (O&M) that will need to be conducted by the operator. A draft O&M from RH2 was provided to the Chelan Co. PUD for review and will provide Ecology with a draft O&M to review within the next couple of months.

Name(s) and Signatures of Inspector(s)	Agency/Office/Telephone	Date
Erik Van Doren 	WA Dept. of Ecology, CRO, (509) 457-7119	2/12/2020
Dave Matthews 	WA Dept. of Ecology, CRO, (509) 454-4261	2/12/2020
Name and Signature of Management QA Reviewer	Agency/Office/Telephone	Date
Jim Leier 	WA Dept. of Ecology, CRO, (509) 454-4247	2/13/20

Appendix A

Compliance Inspection Report Form

Section A: General Information

Report Version: N for 1st version, C for Changed or amended, or D for Delete

NPDES Permit No.: Enter the facility's NPDES or State permit number.

Inspection Date: Insert the date entry was made into the facility. Use the month/day/year format (e.g., 06/30/04 = June 30, 2004).

Inspection Type: Use one of the codes listed below to describe the type of inspection:

A Performance Audit	L Enforcement Case Support	2 IU Sampling Inspection
B Compliance Biomonitoring	M Multimedia	3 IU Non-Sampling Inspection
C Compliance Evaluation (non-sampling)	P Pretreatment Compliance Inspection	4 IU Toxics Inspection
D Diagnostic	R Reconnaissance	5 IU Sampling Inspection with Pretreatment
E Corps of Engineers Inspection	S Compliance Sampling	6 IU Non-Sampling Inspection with pretreatment
F Pretreatment Follow-up	U IU Inspection with Pretreatment Audit	7 IU Toxics with Pretreatment
G Pretreatment Audit	X Toxics Inspection	
I Industrial User (IU) Inspection	Z Sludge	

Inspector Code: Use one of the codes listed below to describe the *lead agency* in the inspection:

C - Contractor or Other Inspectors (Specify in Remarks Columns)	N - NEIC Inspectors
E - Corps of Engineers	R - EPA Regional Inspector
J - Joint EPA/State Inspectors - EPA Lead	S - State Inspector
	T - Joint State/EPA Inspectors - State Lead

Facility Type: Use one of the choices below to describe the facility.

- 1 - Municipal. Publicly Owned Treatment Works (POTWs) with 1987 Standard Industrial Code (SIC) 4952.
- 2 - Industrial. Other than municipal, agricultural, and Federal facilities.
- 3 - Agricultural. Facilities classified with 1987 SIC 0111 to 0971.
- 4 - Federal. Facilities identified as Federal by the EPA Regional Office

Remarks: These columns are reserved for remarks.

Inspection Work Days.: Estimate the total work effort (to the nearest 0.1 work day), up to 99.9 days, that were used to complete the inspection. This estimate includes the accumulative effort of all participating inspectors; any effort for laboratory analyses, testing, travel time and preparation time. This estimate does not require detailed documentation.

Facility Evaluation Rating: Use information gathered during the inspection (regardless of inspection type) to evaluate the quality of the facility self-monitoring program. Grade the program using a scale of 1 to 5 with a score of 5 being used for very reliable self-monitoring programs, 3 being satisfactory, and 1 being used for very unreliable programs.

Biomonitoring Information. Enter D for static testing. Enter F for flow through testing. Enter N for no biomonitoring.

Quality Assurance Data Inspection. Enter Q if the inspection was conducted as follow-up on quality assurance sample results. Enter N otherwise.

Photos Taken: Yes or No

Samples Taken: Yes or No

Lead Ecology Inspector: Enter lead inspector's name

Section B: Facility Data

This section is self-explanatory except for: "Other Facility Data," which may include new information not in the permit or PCS (e.g., new outfalls, names of receiving waters, new ownership, and other updates to the record), e-mail addresses...; and "Ecology Staff On-Site", which may include staff names, titles, phone numbers, or e-mail addresses.

Section C: Areas Evaluated During Inspection

Check only those areas evaluated by marking the appropriate box. Use Section D and additional sheets as necessary.

Section D: Summary of Findings/Comments

Support the findings, as necessary, in a narrative report. Use the headings given on the report form (staffing, back-up power) as appropriate. Reference a list of attachments, such as completed checklists, photos, lab reports, etc. Use extra sheets as necessary.

