



Application for a State Waste Discharge Permit to Discharge Industrial Wastewater to a Publicly-Owned Treatment Works (POTW)

This application is for a state waste discharge permit for a discharge of industrial wastewater to a publicly-owned treatment works (POTW) as required by Chapter 90.48 RCW and Chapter 173-216 WAC. It is designed to provide Ecology with information on pollutants in the waste stream, materials that may enter the waste stream, and the flow characteristics of the discharge.

Ecology may request additional information to clarify the conditions of this discharge. The applicant should reference information previously submitted to Ecology that applies to this application in the appropriate section.

SECTION A. GENERAL INFORMATION

1. Applicant Name: Rainbow Valley Landfill, Inc.
2. Facility Name: Closed Rainbow Valley Landfill
(if different from Applicant)
3. Applicant Mail Address: 114 Airport Road
Street
Raymond, WA 98577
City/State Zip
4. Facility Location Address: Hwy 105, Five miles west of Raymond
(if different from 3 above) Street
Raymond, WA 98577
City/State Zip
5. UBI No. 6005956
29
Sometimes called a registration, tax, "C," or resale number, the Unified Business Identifier (UBI) number is a nine-digit number used to identify persons engaging in business activities. The number is assigned when a person completes a Master Business Application to register with or obtain a license from state agencies. The Departments of Revenue, Licensing, Employment Security, Labor and Industries, and the Corporations Division of the Secretary of State are among the state agencies participating in the UBI program.
6. Latitude/longitude of the facility as decimal degrees (NAD83/WGS84):
46.689722 N / 123.745 W

RECEIVED

AUG 20 2020

WA State Department
of Ecology (SWRO)

FOR OFFICE USE ONLY		Check One: New/Renewal <input type="checkbox"/> Modification <input type="checkbox"/>	
Date Application Received _____	Date Fee Paid _____	Application/ Permit No. _____	Date Application Accepted _____

7. Person to contact who is familiar with the information contained in this application:

Larry Bale
Name

RVL President
Title

360-942-7259
Telephone number

Fax number

8. Check One:



Permit Renewal (including renewal of temporary permits)

Does this application request a greater amount of wastewater discharge, a greater amount of pollutant discharge, or a discharge of different pollutants than specified in the last permit application for this facility? ☐ YES ☒ NO

For permit renewals, the current permit is an attachment, by reference, to this application.



Permit Modification



Existing Unpermitted Discharge



Proposed Discharge

Anticipated date of discharge: _____

I certify under penalty of law that this document and all attachments were prepared under my direction or supervision in accordance with a system designed to assure that qualified personnel properly gather and evaluate the information submitted. Based on my inquiry of the person or persons who manage the system, or those persons directly responsible for gathering the information, the information submitted is, to the best of my knowledge and belief, true, accurate, and complete. I am aware that there are significant penalties for submitting false information, including the possibility of a fine and/or imprisonment for knowing violations.

Larry Bale
Signature*

8/18/20
Date

PRES.
Title

LARRY BALE
Printed Name

*Applications must be signed as follows: corporations, by a principal executive officer of at least the level of vice-president; partnership, by a general partner; sole proprietorship, by the proprietor. If these titles do not apply to your organization, the person who makes budget decisions for this facility must sign the application.

The application signatory may delegate signature authority for submittals required by the permit, such as monthly reports, to a suitable employee. You can delegate this authority to a qualified individual or to a position, which you expect to fill with a qualified individual. If you wish to delegate signature authority, please complete the following:

Signature of delegated employee

Date

Title or function at the facility

Printed name

SECTION B. PRODUCT INFORMATION

- Briefly describe all manufacturing processes and products, and/or commercial activities, at this facility. Provide the applicable Standard Industrial Category (SIC) and the North American Industry Classification System (NAICS) Code(s) for each activity (see *North American Industrial Classification System*, 2007 ed.). You can find the 1997 NAICS codes and the corresponding 1987 Standard Industry Category (SIC) codes at (<http://www.census.gov/epcd/naics/frames3.htm>).

Description: Waste Stream Process #1: Leachate is truck-hauled from the closed Rainbow Valley Landfill to the Willapa Regional Wastewater Treatment Plant. No changes from previously permitted processes, products, or activities are anticipated.

- List raw materials and products used at his facility:

Type	RAW MATERIALS	Quantity
<i>Grapes (Example)</i>		<i>1,000 tons per year</i>
None		
Type	PRODUCTS	Quantity
<i>Grape Juice(Example)</i>		<i>300,000 gallons per year</i>
None		

SECTION C. PLANT OPERATIONAL CHARACTERISTICS

1. For each process listed in B.1. that generates wastewater, list the process, assign the waste stream a name and an ID # and describe whether it is a batch or continuous flow.

Process	Waste Stream Name	Waste Stream ID#	Batch (B) or Continuous (C) Process
Closed MSW Landfill	Leachate	#1	B

2. On a separate sheet, produce a schematic drawing showing production processes, water flow through the facility, wastewater treatment devices and waste streams as named above. The drawing should indicate the source of intake water and show the operations contributing wastewater to the effluent. The treatment units should be labeled. Construct a water balance by showing average flows between intakes, operations, treatment units, and points of discharge to the POTW. *(See the example on page 16 of this application form.)*

3. What is the maximum daily wastewater discharge flow? 50,000 gallons/day

What is the maximum average monthly wastewater discharge flow (daily flows averaged over a month)? 40,000 gallons/day

4. Describe any planned wastewater treatment improvements or changes in wastewater disposal methods, and the schedule for these improvements. *(Use additional sheets, if necessary and label as attachment C4.)*

No wastewater treatment improvements or changes in wastewater disposal methods are planned.

5. If production processes are subject to seasonal variations, provide the following information. The combined value for each month should equal the estimated total monthly flow. Please indicate the proper flow unit by checking one of the following boxes:

☒ gallons per day

☐ gallons per month

☐ million gallons per month

Waste Stream ID#	MONTHS											
	J	F	M	A	M	J	J	A	S	O	N	D
Landfill Leachate (#1)	40,000	40,000	40,000	40,000	40,000	40,000	40,000	40,000	40,000	40,000	40,000	40,000
Estimated Total Monthly Flow (GPD)	40,000	40,000	40,000	40,000	40,000	40,000	40,000	40,000	40,000	40,000	40,000	40,000

6. How many hours a day does this facility typically operate? As needed
- How many days a week does this facility typically operate? As needed
- How many weeks per year does this facility typically operate? Typically every week
7. List all incidental materials, such as oil, paint, grease, solvents, and cleaners, that are used or stored on site (*list only those with quantities greater than 10 gallons for liquids and 50 pounds for solids*). For solvents and solvent-based cleaners, include a copy of the material safety data sheet and estimate the quantity used. (*Use additional sheets, if necessary, and label as attachment C.7.*)

Materials/Quantity Stored: None

- | 8. | Some types of facilities are required to have spill or waste control plans. Does this facility have: | Yes | No |
|----|---|--------------------------|-------------------------------------|
| a. | A spill prevention, control, and countermeasure plan (40 CFR 112)? | <input type="checkbox"/> | <input checked="" type="checkbox"/> |
| b. | An Oil Spill Contingency Plan (chapter 173-182 WAC)? | <input type="checkbox"/> | <input checked="" type="checkbox"/> |
| c. | An emergency response plan (per WAC 173-303-350)? | <input type="checkbox"/> | <input checked="" type="checkbox"/> |
| d. | A runoff, spillage, or leak control plan (per WAC 173-216-110(f))? | <input type="checkbox"/> | <input checked="" type="checkbox"/> |
| e. | Any spill or pollution prevention plan required by local, state or federal authorities? If yes specify: _____ | <input type="checkbox"/> | <input checked="" type="checkbox"/> |
| f. | A solid waste control plan? | <input type="checkbox"/> | <input checked="" type="checkbox"/> |
| g. | A Slug Discharge Control Plan (40 CFR 403.8(f)(2)(v))? | <input type="checkbox"/> | <input checked="" type="checkbox"/> |

SECTION D. WATER CONSUMPTION AND WATER LOSS

1. Potable water source(s):

☐ ☐ Public System (Specify) _____

☐ ☐ Private Well

☐ ☐ Surface Water

a. Water Right Permit Number: _____

b. Legal Description of Water Source

_____ $\frac{1}{4}$ S, _____ $\frac{1}{4}$ E, _____, Section, _____ TWN, _____ R

2. Potable water use

a. Indicate total water use _____

Gallons per day (average) _____

Gallons per day (maximum) _____

b. Is water metered?

☐ YES ☒ NO

SECTION E. WASTEWATER INFORMATION

1. How are the water intake and effluent flows measured?

Intake: None

Effluent Truck volume of 6,000 gallons per load.

2. Describe the collection method for the samples analyzed below. (*i.e.*, grab, 24-hour composite). Applicants must collect grab samples (not composites) for analysis of pH, temperature, cyanide, total phenols, residual chlorine, oil and grease, fecal coliform (including *E. coli*), and Enterococci (previously known as fecal streptococcus at § 122.26 (d)(2)(iii)(A)(3)), or volatile organics.

Grab samples

3. Has the effluent been analyzed for any other parameters than those identified in question E.4.? ☒ YES ☐ NO
If yes, attach results and label as attachment E.4. This data must clearly show the date, method and location of sampling. (*Note: Ecology may require additional testing.*)

4. Provide measurements or range of measurements for treated wastewater prior to discharge to the POTW for the parameters with an "X" in the left column. If you obtain the application from the internet, contact Ecology's regional office to see if testing for a subset of these parameters is permissible. All analyses (except pH) must be conducted by a laboratory registered or accredited by Ecology (WAC 173-216-125). If this is an application for permit renewal, provide data for the last year for those parameters that are routinely measured. For parameters measured only for this application, place the values under "Maximum." Report the values with units as specified in the parameter name or in the detection level.

The Permittee must use the specified analytical methods, detection limits (DLs) and quantitation levels (QLs) in the following table unless Ecology approves an alternate method or the method used produces measurable results in the sample and EPA has listed it as an EPA approved method in 40 CFR Part 136. If the Permittee uses an alternative method as allowed above, it must report the test method, DL, and QL on the discharge monitoring report or in the required report.

X	Parameter	Measurement Values			Number of Analyses	Analytical Method Std. Methods 19 th , 20 th edition or EPA	Detection Limit/Quantitation Level
		Minimum	Maximum	Average			
X	BOD (5 day)	7.7	25.3	16.1	4	SM 5210 B	/2 mg/l
	COD					SM 5220 D	/10 mg/l
X	Total suspended solids	2.7	68.8	23.0	4	SM 2540 D	/5 mg/l
	Fixed Dissolved Solids					SM 2540 E	
	Total dissolved solids					SM 2540 C	
X	Conductivity (micromhos/cm)	298	315	309	4	SM 2510 B	
X	Ammonia-N as N	7.5	46.9	20.5	4	SM 4500-NH ₃ C	/0.3 mg/L
X	pH	6.35	7.32	6.72	4	SM 4500-H	0.1 standard units
	Fecal coliform (organisms/100 mL)					SM 9221 E or 9222 D	
	Total coliform (organisms/100 mL)					SM 9221 B or 9222 B	
X	Dissolved oxygen	3.3	3.9	3.6	2	SM 4500-O C/G	
	Nitrate + nitrite-N as N					SM 4500-NO ₃ E	100 µg/L
	Total kjeldahl N as N					SM 4500-N _{org} C/E/FG	300 µg/l
	Ortho-phosphate-P as P					SM 4500-P E/F	10 µg/l
	Total-phosphorous-P as P					SM 4500-P E/P/F	10 µg/l
X	Total Oil & grease	5	5	5	4	EPA 1664A	1.4/5 mg/l
	NWTPH - Dx					Ecology NWTPH Dx	250/250 µg/l
	NWTPH - Gx					Ecology NWTPH Gx	250/250 µg/l
	Calcium					EPA 200.7	10 µg/l
	Chloride					SM 4500-Cl C	0.15 µg/l
	Fluoride					SM 4500-F E	.025/0.1 mg/l
	Magnesium					EPA 200.7	10/50 µg/l
	Potassium					EPA 200.7	700/ µg/l
	Sodium					EPA 200.7	29/ µg/l
	Sulfate					SM 4500-SO ₄ C/D	/200 µg/l

X	Parameter	Measurement Values			Number of Analyses	Analytical Method Std. Methods 19 th , 20 th edition or EPA	Detection Limit/Quantitation Level
		Minimum	Maximum	Average			
	Arsenic (total)					EPA 200.8	0.1/0.5 µg/l
	Barium (total)					EPA 200.8	0.5/2 µg/l
	Cadmium (total)					EPA 200.8	.05/ .25 µg/l
	Chromium (total)					EPA 200.8	0.2/1 µg/l
	Copper (total)					EPA 200.8	0.4/2 µg/l
	Lead (total)					EPA 200.8	0.1/ .5 µg/l
	Mercury (total) pg/L					EPA 1631E	0.2/0.5 pg/l
	Molybdenum (total)					EPA 200.8	0.1/0.5 µg/l
	Nickel (total)					EPA 200.8	0.1/0.5 µg/l
	Selenium (total)					EPA 200.8	1/1 µg/l
	Silver (total)					EPA 200.8	.04/ .2 µg/l
	Zinc (total)					EPA 200.8	0.5/2.5 µg/l

6. Does this facility use any of the following chemicals as raw materials or produce them as part of the manufacturing process, or are they present in the wastewater? ☐ YES ☒ NO

(The number in the column next to the chemical name is the Chemical Abstract Service (CAS) reference number to aid in identifying the compound.)

If yes, specify how the chemical is used and the quantity used or produced:

METALS, CYANIDE & TOTAL PHENOLS			
Antimony, Total	7440-36-0	Nickel, Total	7440-02-0
Arsenic, Total	7440-38-2	Selenium, Total	7782-49-2
Beryllium, Total	7440-41-7	Silver, Total	7440-22-4
Cadmium, Total	7440-43-9	Thallium, Total	7440-28-0
Chromium (hex) dissolved	18540-29-9	Zinc, Total	7440-66-6
Chromium, Total	7440-47-3		
Copper, Total	7440-50-8	Cyanide, Total	57-12-5
Lead, Total	7439-92-1	Cyanide, Weak Acid Dissociable	
Mercury, Total	7439-97-6)	Phenols, Total	

PESTICIDES			
Aldrin	309-00-2	Endrin	72-20-8
alpha-BHC	319-84-6	Endrin Aldehyde	7421-93-4
beta-BHC	319-85-7	Heptachlor	76-44-8
gamma-BHC	58-89-9	Heptachlor Epoxide	1024-57-3
delta-BHC	319-86-8	PCB-1242	53469-21-9
Chlordane	57-74-9	PCB-1254	11097-69-1
4,4'-DDT	50-29-3	PCB-1221	11104-28-2
4,4'-DDE	72-55-9	PCB-1232	11141-16-5
4,4' DDD	72-54-8	PCB-1248	12672-29-6
Dieldrin	60-57-1	PCB-1260	11096-82-5
alpha-Endosulfan	959-98-8	PCB-1016	12674-11-2
beta-Endosulfan	33213-65-9	Toxaphene	8001-35-2
Endosulfan Sulfate	1031-07-8		

VOLATILE COMPOUNDS			
Acrolein	107-02-8		
Acrylonitrile	107-13-1	1,1-Dichloroethylene	75-35-4
Benzene	71-43-2	1,2-Dichloropropane	78-87-5
Bromoform	75-25-2	1,3-dichloropropene (mixed isomers) (1,2-dichloropropylene)	542-75-6
Carbon tetrachloride	56-23-5	Ethylbenzene	100-41-4
Chlorobenzene	108-90-7	Methyl bromide (Bromomethane)	74-83-9
Chloroethane	75-00-3	Methyl chloride (Chloromethane)	74-87-3
2-Chloroethylvinyl Ether	110-75-8	Methylene chloride	75-09-2
Chloroform	67-66-3	1,1,2,2-Tetrachloroethane	79-34-5
Dibromochloromethane	124-48-1	Tetrachloroethylene	127-18-4
1,2-Dichlorobenzene	95-50-1	Toluene (108-88-3)	
1,3-Dichlorobenzene	(541-73-1)	1,2-Trans-Dichloroethylene (Ethylene dichloride)	156-60-5
1,4-Dichlorobenzene	106-46-7	1,1,1-Trichloroethane	71-55-6
Dichlorobromomethane	75-27-4	1,1,2-Trichloroethane	79-00-5
1,1-Dichloroethane	75-34-3	Trichloroethylene	79-01-6
1,2-Dichloroethane	107-06-2	Vinyl chloride	75-01-4

ACID COMPOUNDS			
2-Chlorophenol	95-57-8	4-nitrophenol	100-02-7
2,4-Dichlorophenol	120-83-2	Parachlorometa cresol (4-chloro-3-methylphenol)	59-50-7
2,4-Dimethylphenol	105-67-9	Pentachlorophenol	87-86-5
4,6-dinitro-o-cresol (2-methyl-4,6,-dinitrophenol)	534-52-1	Phenol	108-95-2
2,4 dinitrophenol	51-28-5	2,4,6-Trichlorophenol	88-06-2
2-Nitrophenol	88-75-5		

BASE/NEUTRAL COMPOUNDS (compounds in bold are Ecology PBTs)			
Acenaphthene	83-32-9	3,3-Dichlorobenzidine	91-94-1
Acenaphthylene	208-96-8	Diethyl phthalate	84-66-2
Anthracene	120-12-7	Dimethyl phthalate	131-11-3
Benzidine	92-87-5	Di-n-butyl phthalate)	84-74-2
Benzyl butyl phthalate	85-68-7	2,4-dinitrotoluene	121-14-2
Benzo(a)anthracene	56-55-3	2,6-dinitrotoluene	606-20-2
Benzo(b)fluoranthene (3,4-benzofluoranthene)	205-99-2	Di-n-octyl phthalate	117-84-0
Benzo(j)fluoranthene	205-82-3	1,2-Diphenylhydrazine (as <i>Azobenzene</i>)	122-66-7
Benzo(k)fluoranthene (11,12-benzofluoranthene)	207-08-9	Fluoranthene	206-44-0
Benzo(r,s,t)pentaphene	189-55-9	Fluorene	86-73-7
Benzo(a)pyrene	50-32-8	Hexachlorobenzene	118-74-1
Benzo(ghi)Perylene	191-24-2	Hexachlorobutadiene	87-68-3
Bis(2-chloroethoxy)methane	111-91-1	Hexachlorocyclopentadiene	77-47-4
Bis(2-chloroethyl)ether	111-44-4	Hexachloroethane	67-72-1
Bis(2-chloroisopropyl)ether	39638-32-9	Indeno(1,2,3-cd)Pyrene	193-39-5
Bis(2-ethylhexyl)phthalate	117-81-7	Isophorone	78-59-1
4-Bromophenyl phenyl ether	101-55-3	3-Methyl cholanthrene	56-49-5
2-Chloronaphthalene	91-58-7	Naphthalene	91-20-3
4-Chlorophenyl phenyl ether	7005-72-3	Nitrobenzene	98-95-3
Chrysene	218-01-9	N-Nitrosodimethylamine	62-75-9
Dibenzo (a,j)acridine	224-42-0	N-Nitrosodi-n-propylamine	621-64-7
Dibenzo (a,h)acridine	226-36-8	N-Nitrosodiphenylamine	86-30-6
Dibenzo(a-h)anthracene (1,2,5,6-dibenzanthracene)	53-70-3	Perylene	198-55-0
Dibenzo(a,e)pyrene	192-65-4	Phenanthrene	85-01-8
Dibenzo(a,h)pyrene	189-64-0	Pyrene	129-00-0
		1,2,4-Trichlorobenzene	120-82-1

7. Are any other pesticides, herbicides or fungicides used at this facility? ☐ YES ☒ NO

If yes, specify the material and quantity used:

8. Are there other pollutants that you know of or believe to be present? ☐ YES ☒ NO

If yes, specify the pollutants and their concentration if known
(attach laboratory analyses if available as Attachment E8):

9. Is the wastewater being discharged, or proposed for discharge, to the POTW designated as a dangerous waste according to the procedures in Chapter 173-303 WAC?

☐ YES ☒ NO ☐ DON'T KNOW

10. If the answer to question 9 above is yes, how did the waste designate as a dangerous waste (check appropriate box)?

For Listed and TCLP Characteristic Wastes only, also provide the Dangerous Waste Number(s).

Listed Waste ☐ Dangerous Waste Number(s) NA

Characteristic Wastes Dangerous Waste Number(s) NA

Ignitable ☐

Reactive ☐

Corrosive ☐

TCLP ☐

State Only Dangerous Wastes Dangerous Waste Number(s) NA

Toxicity ☐

Persistent ☐

For questions about waste designation under the *Dangerous Waste Regulations*, Chapter 173-303 WAC, contact Ecology's Hazardous Waste and Toxics Program at:

Northwest Regional Office - Bellevue	(425) 649-7000
Southwest Regional Office - Lacey	(360) 407-6300
Central Regional Office - Yakima	(509) 575-2490
Eastern Regional Office - Spokane	(509) 329-3400

SECTION F. SEWER INFORMATION

1. Is an inspection and sampling manhole or similar structure available on-site? ☒ YES ☐ NO
*If yes, attach a map or hand drawing of the facility that shows the location of these structures
(Label as attachment F1 or this may be combined with map in H8, if H8 is applicable to your
facility.)*

SECTION G. OTHER PERMITS

1. List all environmental control permits or approvals needed for this facility; for example, air emission permits.

Washington State Industrial Stormwater General Permit (ISGP)

SECTION H. STORMWATER

1. Do you have coverage under the Washington State Industrial Stormwater NPDES General Permit? ☒ YES ☐ NO

If yes, please list the permit number here. WAR001306

- If no, have you applied for a Washington State Stormwater Industrial Stormwater General Permit? ☐ YES ☐ NO

If you answered no to both questions above, complete the following questions 2 through 5.

2. Does your facility discharge stormwater: *(Check all that apply)*

- ☐ To storm sewer system *(provide name of storm sewer system operator: _____)*
☐ Directly to any surface waters of Washington State (e.g., river, lake, creek, estuary, ocean).

Specify waterbody name(s) _____

- ☐ Indirectly to surface waters of Washington State *(i.e., flows over adjacent properties first)*.
☐ ☐ To a Sanitary Sewer
☐ Directly to ground waters of Washington State via:
☐ ☐ Dry well
☐ Drainfield
☐ Other

3. Areas with industrial activities at facility: *(check all that apply)*

- ☐ ☐ Manufacturing Building
☐ ☐ Material Handling
☐ ☐ Material Storage
☐ ☐ Hazardous Waste Treatment, Storage, or Disposal *(Refers to RCRA, Subtitle C Facilities Only)*
☐ ☐ Waste Treatment, Storage, or Disposal
☐ ☐ Application or Disposal of Wastewaters
☐ ☐ Storage and Maintenance of Material Handling Equipment
☐ ☐ Vehicle Maintenance
☐ ☐ Areas Where Significant Materials Remain
☐ ☐ Access Roads and Rail Lines for Shipping and Receiving

☒ ☐ Other (please specify): Closed MSW landfill, Transfer Station

4. Material handling/management practices

a. Types of materials handled and/or stored outdoors: *(check all that apply)*

- | | |
|---|--|
| <input type="checkbox"/> <input type="checkbox"/> Solvents | <input type="checkbox"/> <input type="checkbox"/> Hazardous Wastes |
| <input type="checkbox"/> <input type="checkbox"/> Scrap Metal | <input type="checkbox"/> <input type="checkbox"/> Acids or Alkalies |
| <input type="checkbox"/> <input type="checkbox"/> Petroleum or Petrochemical Products | <input type="checkbox"/> <input type="checkbox"/> Paints/Coatings |
| <input type="checkbox"/> <input type="checkbox"/> Plating Products | <input type="checkbox"/> <input type="checkbox"/> Woodtreating Products |
| <input type="checkbox"/> <input type="checkbox"/> Pesticides | <input type="checkbox"/> <input type="checkbox"/> Other <i>(please list)</i> : <u>None</u> |

b. Identify existing management practices employed to reduce pollutants in industrial stormwater discharges: *(check all that apply)*

- | | |
|---|--|
| <input type="checkbox"/> <input type="checkbox"/> Oil/Water Separator | <input type="checkbox"/> <input type="checkbox"/> Detention Facilities |
| <input type="checkbox"/> <input type="checkbox"/> Containment | <input type="checkbox"/> <input type="checkbox"/> Infiltration Basins |
| <input type="checkbox"/> <input type="checkbox"/> Spill Prevention | <input type="checkbox"/> <input type="checkbox"/> Operational BMPs |
| <input type="checkbox"/> <input type="checkbox"/> Surface Leachate Collection | <input type="checkbox"/> <input type="checkbox"/> Vegetation Management |
| <input type="checkbox"/> <input type="checkbox"/> Overhead Coverage | <input type="checkbox"/> <input type="checkbox"/> Other <i>(please list)</i> : <u>None</u> |

5. Attach a facility site map showing stormwater drainage/collection areas, disposal areas and discharge points. This may be a hand-drawn map if no other site map is available *(See example on page 16 of this application)*. Label this as attachment H.5.

SECTION I. OTHER INFORMATION

1. Describe liquid wastes or sludges being generated by your facility that are not disposed of in the waste stream(s) and how they are being disposed of. For each type of waste, provide type of waste and the name, address, and phone number of the hauler.

None

2. Describe storage areas for raw materials, products, and wastes.

None

3. Have you designated the wastes described above according to the applicable procedures of Dangerous Waste Regulations, Chapter 173-303 WAC? ☐ YES ☒ NO

SECTION J. CERTIFICATIONS

1. Approval by Publicly-Owned Treatment Works [required by WAC 173-216-070(4)(b)]

I approve of the discharge as described in this application. The applicant is:

(Please check the appropriate box below.)

☐ ☐ ☐ A Significant Industrial User (see Definitions at the end of this Section)

☐ ☐ ☐ A Categorical Industrial User

☐ ☐ ☐ Neither of the above

Name and location of sewer system to which this project will be tributary:

Willapa Regional Wastewater Treatment Plant

Treatment Works Owner: _____

Street: _____

City/State: _____

Zip: _____

Signature of Treatment Works Authority

Date

Title

Printed Name

2. Application review by Intermediate Sewer Owner at point of discharge (if applicable)

I hereby acknowledge that I have reviewed the application for discharge to this sewer system.

Name and location of sewer system to which this project will be tributary:

Sewer System Owner: _____

Street: _____

City/State: _____

Zip: _____

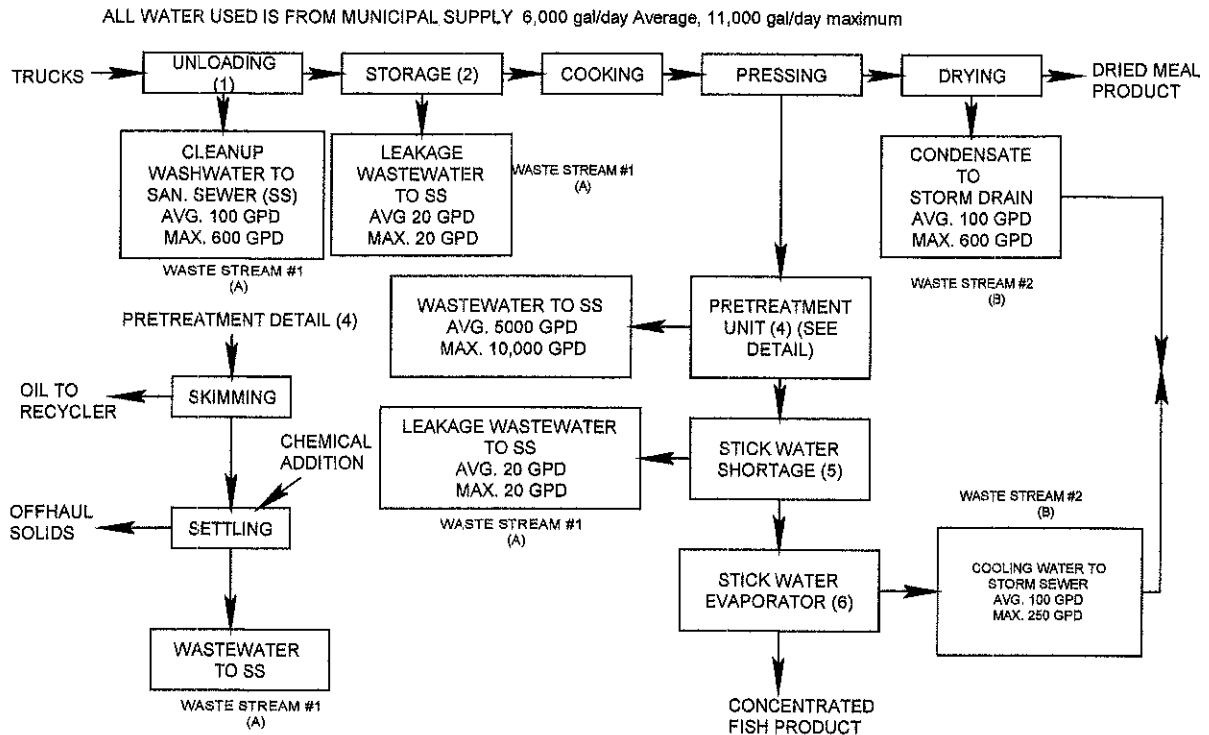
Signature of Sewer System Authority

Date

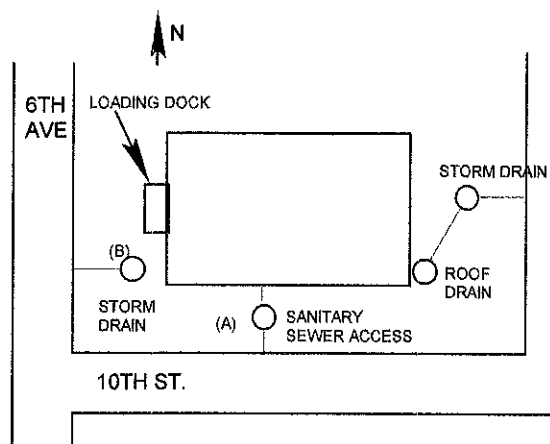
Title

Printed Name

Example 1 for application section C.2. (SCHEMATIC DIAGRAM)



Example 2 for application section F1 or H8 (FACILITY SITE MAP)



DEFINITIONS

Significant Industrial User (SIU)--

- 1) All industrial users subject to Categorical Pretreatment Standards under 40 CFR 403.6 and 40 CFR Chapter I, Subchapter N; and
- 2) Any other industrial user that: discharges an average of 25,000 gallons per day or more of process wastewater to the POTW (excluding sanitary, noncontact cooling, and boiler blow-down wastewater); contributes a process wastestream that makes up 5 percent or more of the average dry weather hydraulic or organic capacity of the POTW treatment plant; or is designated as such by the Control Authority on the basis that the industrial user has a reasonable potential for adversely affecting the POTW's operation or for violating any pretreatment standard or requirement (in accordance with 40 CFR 403.8(f)(6)).

Upon finding that the industrial user meeting the criteria in paragraph 2, above, has no reasonable potential for adversely affecting the POTW's operation or for violating any pretreatment standard or requirement, the Control Authority may at any time, on its own initiative or in response to a petition received from an industrial user or POTW, and in accordance with 40 CFR 403.8(f)(6), determine that such industrial user is not a significant industrial user.

Control Authority - means the Washington State Department of Ecology in the case of non-delegated POTWs or means the POTW in the case of delegated POTWs.

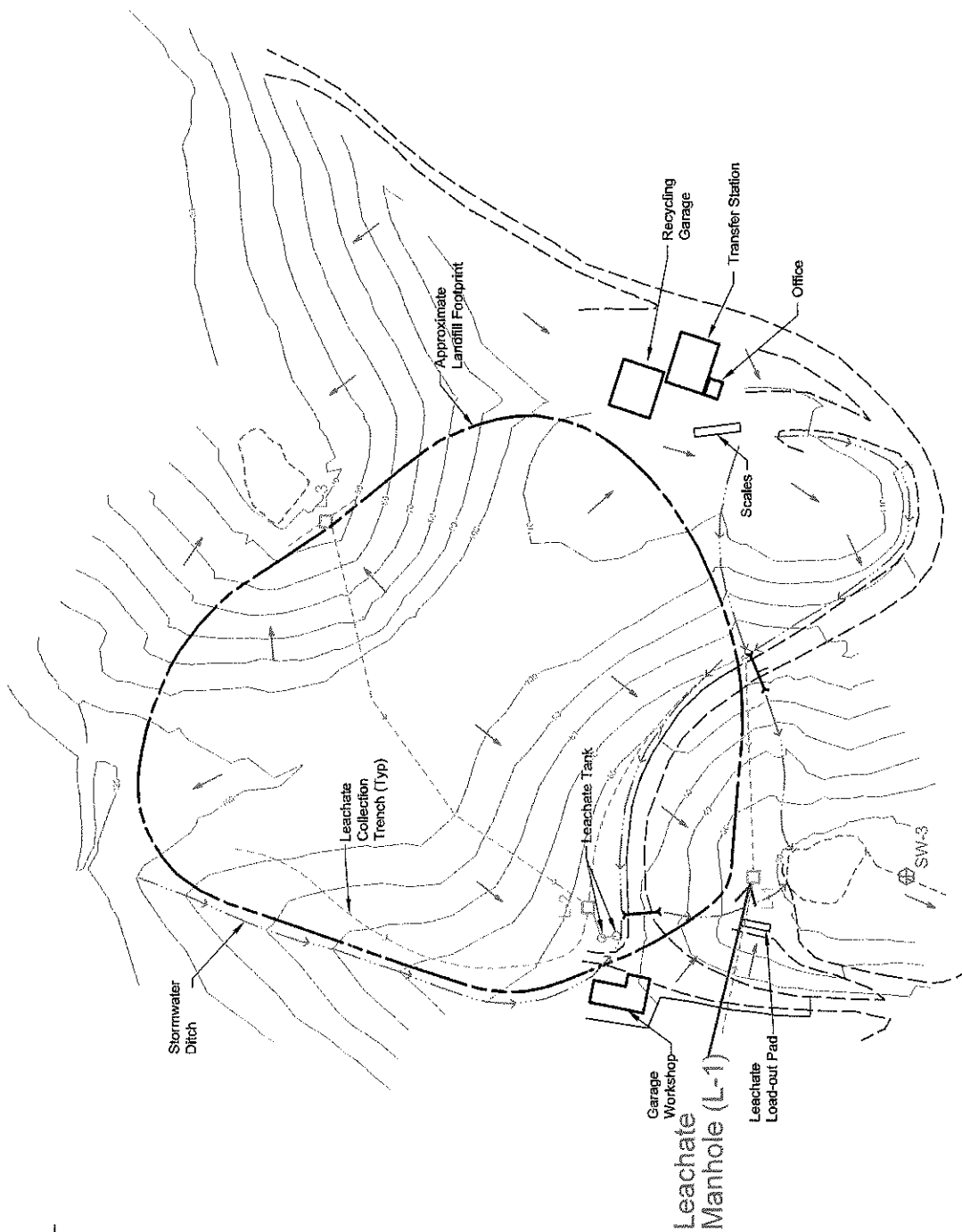
Categoric Industrial User (CIU): An industrial user subject to national categorical pretreatment standards promulgated by EPA (40 CFR 403.6 and 40 CFR parts 405-471).

Summary of Attachments That May be Required for This Application:

(Please check those attachments that are included)

- | | | |
|-------------------------------------|------|---|
| <input checked="" type="checkbox"/> | C.2. | Production schematic flow diagram and water balance |
| <input type="checkbox"/> | C.4. | Wastewater treatment improvements |
| <input type="checkbox"/> | C.7. | Additional incidental materials |
| <input checked="" type="checkbox"/> | E.8. | Additional results of effluent testing |
| <input checked="" type="checkbox"/> | F.1. | Facility site map |
| <input type="checkbox"/> | H.5. | Stormwater drainage map |

If you need this document in a format for the visually impaired, call the Water Quality Program at 360-407-6600. Persons with hearing loss can call 711 for Washington Relay Service. Persons with a speech disability can call 877-833-6341.

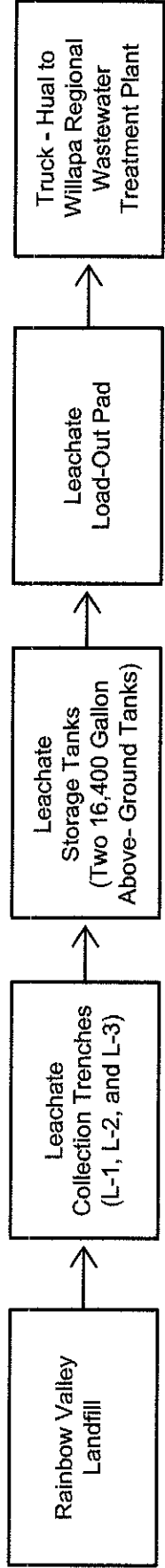


0 50 100 150 200
Scale in Feet

SITE ACREAGE: 40.0 ACRES

LEGEND	
	Surface Flow
	Leachate Line
	Stormwater Ditch
	Leachate Manhole
	Surface Water Monitoring Location
	SW-3
	Stormwater Pond

SCS ENGINEERS Environmental Consultants and Contractors 2405 140th Avenue NE, Suite 107 Bellevue, Washington 98005 (425) 746-4600 FAX: (425) 746-6747		Site Features Source: EMCON 1996 Basemap Source: Google Earth 2019		PROJECT NO. 04215010.00		DES BY B.D.		DATE JUNE 2019	
				SCALE AS SHOWN		CHK BY D.V.		FIGURE 1	
				CAD FILE FIGURE 1		APP BY K.L.		FACILITY PLAN & SITE DRAINAGE MAP RAINBOW VALLEY LANDFILL RAYMOND, WASHINGTON 98577	



Note:

All wastewater is from collected leachate at the Closed Rainbow Valley Landfill, up to 40,000 gallons per day.

SCS ENGINEERS

Environmental Consultants and Contractors

2405 140th Avenue NE, Suite 107
 Bellevue, Washington 98005
 (425) 746-4600 FAX: (425) 746-6747

PROJECT NO.	DES BY	K.L.
04215010.00	CHK BY	K.L.
SCALE	AS SHOWN	K.L.
CAD FILE	FIGURE 2	K.L.

LEACHATE GENERATION SCHEMATIC DIAGRAM

RAINBOW VALLEY LANDFILL
RAYMOND, WASHINGTON 98577

DATE
AUGUST 2020

FIGURE

2



Rainbow Valley Landfill, Inc.
PO Box 300C
Raymond, WA 98577


Sampled By: Campbell

DAL Project No.: 150625-19

DRAGON ANALYTICAL LABORATORY

530 A1 Ronlee Ln, Olympia, WA 98502
(360) 866-0543

Hazardous Waste, Microbiology, NPDES, Potable and Non-potable Water
Mobile Environmental Laboratory



Project Name: RVL

Project No.: n/a

P.O. No.: n/a

Date Collected: 6/25/2015; 10:00-14:30

Date Received: 6/25/2015; 16:21

Temperature Received (°C): 15

Report Date: 9/3/2015

Data Reviewed by:

Preparation Method: US EPA 3010A

Analytical Method: US EPA 200.8

Date Prepared: 6/30/2015

Date Analyzed: 7/1/2015

Analyst: TM

Units: ug/L

Matrix: Non-Potable Water

Reporting Limits: Standard

Instrument ID: Agilent 7500

Lab Data File: 15G01k00

TOTAL HEAVY METALS ANALYTICAL RESULTS

Analyte	CAS No.	MRL	Method			
			Blank	SWPP	L-1	SW-1
Copper (Cu)	7440-50-8	5.0	nd	5.3	nd	SW-4
Iron (Fe)	7439-89-6	500	nd	---	---	3,370
Lead (Pb)	7439-92-1	1.0	nd	nd	1.0	---
Magnesium (Mg)	7439-95-4	250	nd	5,420	36,000	---
Manganese (Mn)	7439-96-5	5.0	nd	---	---	146
Zinc (Zn)	7440-66-6	10.0	nd	15.1	12.9	142
Dilution Factor			10	10	10	10



Rainbow Valley Landfill, Inc.
DAL Project No.: 150625-19

DRAGON ANALYTICAL LABORATORY

530 A1 Ronlee Ln, Olympia, WA 98502
(360) 866-0543



Hazardous Waste, Microbiology, NPDES, Potable and Non-potable Water
Mobile Environmental Laboratory

Project Name: RVL
Project No.: n/a

TOTAL HEAVY METALS QUALITY CONTROL RESULTS

LABORATORY CONTROL SAMPLE AND MATRIX SPIKE

MS/MSD Sample ID: 150701-Metals MS/MSD										LCS Sample ID: 150701-Metals LCS				
Analyte	MS/MSD Level (ug/L)	Sample Conc. (ug/L)	MS			MSD			MS/MSD RPD Limits	LCS Level (ug/L)	LCS Recovery (ug/L)	LCS Percent Recovery	LCS Limits	LCS Limits (%)
			Recovery (ug/L)	Percent Recovery	MS Recovery (ug/L)	Percent Recovery	MSD Recovery (ug/L)	Percent Recovery						
Copper (Cu)	5	1.2	5.5	85.7%	5.4	83.9%	5.4	83.9%	2.1	50	42.1	84.1%	80-120	80-120
Iron (Fe)	500	17.2	493	95.1%	470	90.6%	470	90.6%	4.8	5000	4609	92.2%	80-120	80-120
Lead (Pb)	5	0.015	4.8	95.1%	4.8	94.9%	4.8	94.9%	0.21	50	46.4	92.8%	80-120	80-120
Magnesium (Mg)	500	170	639	93.8%	634	92.8%	634	92.8%	1.2	5000	4645	92.9%	80-120	80-120
Manganese (Mn)	5	1.1	5.3	85.3%	5.3	84.9%	5.3	84.9%	0.47	50	42.9	85.8%	80-120	80-120
Zinc (Zn)	5	6.1	10.4	84.5%	10.8	92.7%	10.8	92.7%	9.3	50	46.5	93.1%	80-120	80-120
WA-DOE-Laboratory Certification No.: C890										n/a indicates not applicable				

"nd" indicates the analyte was not detected at or above the listed Method Reporting Limit.


Comments and Explanations: None.



Rainbow Valley Landfill, Inc.
PO Box 300C
Raymond, WA 98577

DRAGON ANALYTICAL LABORATORY

530 A1 Ronlee Ln, Olympia, WA 98502
(360) 866-0543



Hazardous Waste, Microbiology, NPDES, Potable and Non-potable Water
Mobile Environmental Laboratory

Project Name: RVL
Project No.: n/a
P.O. No.: n/a
Sample Name: L-1
Matrix: Non-Potable Water
Temperature Received (°C): 15
Collected: 6/25/2015; Unknown
Received: 6/25/2015; 16:21
Report Date: 9/3/2015

DAL Project No.: 150625-19

Sampled by: Campbell

ANALYTICAL RESULTS

PARAMETER	RESULTS	MDL	MRL	UNITS	METHOD	DF	PREPARATION DATE	ANALYSIS DATE	ANALYSIS TIME	ANALYST	DATA FLAGS
BOD ₅	12.3	n/a	2.0	mg/L	SM 5210 B	1	6/26/2015	7/1/2015	n/a	JC/NJ	
Nitrogen, Ammonia	47.0	0.029	0.40	mg/L	SM 4500-NH ₃ D	10	6/29/2015	6/29/2015	n/a	CH	
Oil and Grease	nd	1.5	5.0	mg/L	EPA 1664	1	6/30/2015	6/30/2015	n/a	JB	
pH	6.5	n/a	n/a	SU	SM 4500-H ⁺	1	6/25/2015	6/25/2015	14:56	CH	(1)
Solids, Total Suspended	110	n/a	2.5	mg/L	SM 2540 D	1	6/26/2015	6/26/2015	n/a	JB	
Turbidity	131	n/a	0.02	NTU	SM 2130 B	1	6/25/2015	6/25/2015	18:26	CH/GD	

WA-DOE-Laboratory Certification No.: C890

"MDL" indicates Method Detection Limit

"MRL" indicates Method Reporting Limit

"DF" indicates Dilution Factor

"nd" indicates the analyte was not detected at or above the listed Method Reporting Limit.

"n/a" indicates not applicable

Comments and Explanations: A (1) flag Indicates an estimated value, because the sample was received and therefore analyzed outside of the recommended and regulatory hold time of 15 minutes.


Data reviewed by:

Report Prepared By: FW



DRAGON ANALYTICAL LABORATORY

530 A1 Ronlee Ln, Olympia, WA 98502
(360) 866-0543



Hazardous Waste, Microbiology, NPDES, Potable and Non-potable Water
Mobile Environmental Laboratory

Rainbow Valley Landfill, Inc.
DAL Project No.: 150625-19

Project Name: RVL
Project No.: n/a

QUALITY CONTROL RESULTS Method Blank

SAMPLE BATCH	PARAMETER	RESULT	MRL	UNITS	ANALYTICAL METHOD	ANALYSIS DATE	ANALYST	DATA FLAGS
150701-BOD	BOD ₅	nd	2.0	mg/L	SM 5210 B	7/1/2015	JC/NJ	
150626-Chloride	Chloride	nd	0.10	mg/L	EPA 300.0	6/26/2015	FW	
150629-COD	COD	nd	5.0	mg/L	SM 5220 D	6/29/2015	CH	
150629-NH ³	Nitrogen, Ammonia	nd	0.40	mg/L	SM 4500-NH ₃ D	6/29/2015	CH	
150626-NO	Nitrogen, Nitrate	nd	0.10	mg/L	EPA 300.0	6/26/2015	FW	
150630-FOG	Oil and Grease	nd	5.0	mg/L	EPA 1664	6/30/2015	JB	
150625-pH	pH	n/a	n/a	SU	SM 4500-H ⁺	n/a	n/a	
150626-TSS	Solids, Total Suspended	nd	2.5	mg/L	SM 2540 D	6/26/2015	JB	
150626-Sulfate	Sulfate	nd	0.10	mg/L	EPA 300.0	6/26/2015	FW	
150625-Turbidity	Turbidity	n/a	n/a	NTU	SM 2130 B	n/a	n/a	

WA-DOE-Laboratory Certification No.: C890

"MRL" indicates Method Reporting Limit

"RPD" indicates Relative Percent Difference

"nd" indicates the analyte was not detected at or above the listed Method Reporting Limit.

"n/a" indicates not applicable

Comments and Explanations: None

Data reviewed by:



DRAGON ANALYTICAL LABORATORY

530 A1 Ronlee Ln, Olympia, WA 98502
(360) 866-0543



Hazardous Waste, Microbiology, NPDES, Potable and Non-potable Water
Mobile Environmental Laboratory

Rainbow Valley Landfill, Inc.

DAL Project No.: 150625-19

Project Name: RVL

Project No.: n/a

QUALITY CONTROL RESULTS Duplicate Sample

SAMPLE BATCH	PARAMETER	RESULT	DUP. RESULT	UNITS	ANALYTICAL METHOD	RPD (%)	LIMITS (%)	ANALYSIS DATE	ANALYST	DATA FLAGS
150701-BOD	BOD ₅	12.3	12.0	mg/L	SM 5210 B	1.9	±35	7/1/2015	JC/NJ	
150626-Chloride	Chloride	6.4	6.4	mg/L	EPA 300.0	0.94	±35	6/26/2015	FW	
150629-COD	COD	32.7	31.0	mg/L	SM 5220 D	5.3	±35	6/29/2015	CH	
150629-NH ³	Nitrogen, Ammonia	nd	nd	mg/L	SM 4500-NH ₃ D	0.00	±35	6/29/2015	CH	
150626-NO	Nitrogen, Nitrate	nd	nd	mg/L	EPA 300.0	0.00	±35	6/26/2015	FW	
150630-FOG	Oil and Grease	n/a	n/a	mg/L	EPA 1664	n/a	n/a	n/a	n/a	
150625-pH	pH	6.5	6.6	SU	SM 4500-H ⁺	0.92	±35	6/25/2015	CH	(1)
150626-TSS	Solids, Total Suspended	95.5	104	mg/L	SM 2540 D	8.4	±35	6/26/2015	JB	
150626-Sulfate	Sulfate	nd	nd	mg/L	EPA 300.0	0.00	±35	6/26/2015	FW	
150625-Turbidity	Turbidity	0.67	0.64	NTU	SM 2130 B	4.6	±35	6/25/2015	CH/GD	

WA-DOE-Laboratory Certification No.: C890

"MRL" indicates Method Reporting Limit

"RPD" indicates Relative Percent Difference

"nd" indicates the analyte was not detected at or above the listed Method Reporting Limit.

"n/a" indicates not applicable


Comments and Explanations: A (1) flag indicates an estimated value, because the sample was received and therefore analyzed outside of the recommended and regulatory hold time of 15 minutes.

Data reviewed by:



DRAGON ANALYTICAL LABORATORY

530 A1 Ronlee Ln, Olympia, WA 98502
(360) 866-0543



Hazardous Waste, Microbiology, NPDES, Potable and Non-potable Water
Mobile Environmental Laboratory

Rainbow Valley Landfill, Inc.
DAL Project No.: 150625-19

Project Name: RVL
Project No.: n/a

QUALITY CONTROL RESULTS Laboratory Fortified Blank

SAMPLE BAJCH	PARAMETER	LFB RESULT	TRUE VALUE	UNITS	ANALYTICAL METHOD	RECOVERY (%)	LIMITS (%)	ANALYSIS DATE	ANALYST	DATA FLAGS
150701-BOD	BOD ₅ (GGA)	222	198	mg/L	SM 5210 B	112	84.6-115	7/1/2015	JC/NJ	
150626-Chloride	Chloride	0.46	0.5	mg/L	EPA 300.0	92.4	65.0-135	6/26/2015	FW	
150629-COD	COD	98.4	100	mg/L	SM 5220 D	98.4	65.0-135	6/29/2015	CH	
150629-NH ³	Nitrogen, Ammonia	0.85	1.0	mg/L	SM 4500-NH ₃ D	84.8	65.0-135	6/29/2015	CH	
150626-NO	Nitrogen, Nitrate	0.54	0.5	mg/L	EPA 300.0	108	65.0-135	6/26/2015	FW	
150630-FOG	Oil and Grease (PAR)	40.4	40.0	mg/L	EPA 1664	101	78.0-114	6/30/2015	JB	
150625-pH	pH	7.0	7.0	SU	SM 4500-H ⁺	100	65.0-135	6/25/2015	CH	
150626-TSS	Solids, Total Suspended	208	250	mg/L	SM 2540 D	83.2	65.0-135	6/26/2015	JB	
150626-Sulfate	Sulfate	0.52	0.5	mg/L	EPA 300.0	105	65.0-135	6/26/2015	FW	
150625-Turbidity	Turbidity	1002	1000	NTU	SM 2130 B	100	65.0-135	6/25/2015	CH/GD	

WA-DOE-Laboratory Certification No.: C890

"RPD" indicates Relative Percent Difference

"nd" indicates the analyte was not detected at or above the listed Method Reporting Limit.

"n/a" indicates not applicable

Comments and Explanations: None


Data reviewed by:



Rainbow Valley Landfill, Inc.
DAL Project No.: 150625-19

DRAGON ANALYTICAL LABORATORY

530 A1 Ronlee Ln, Olympia, WA 98502
(360) 866-0543



Hazardous Waste, Microbiology, NPDES, Potable and Non-potable Water
Mobile Environmental Laboratory

Project Name: RVL
Project No.: n/a

QUALITY CONTROL RESULTS Matrix Spike/Matrix Spike Duplicate

SAMPLE BATCH	PARAMETER	MS RESULT	MSD RESULT	TRUE VALUE	UNITS	ANALYTICAL METHOD	RPD (%)	LIMITS (%)	ANALYSIS DATE	ANALYST	DATA FLAGS
150701-BOD	BOD ₅	n/a	n/a	n/a	mg/L	SM 5210 B	n/a	n/a	n/a	n/a	
150626-Chloride	Chloride	DO	DO	DO	mg/L	EPA 300.0	DO	DO	DO	DO	
150629-COD	COD	90.9	92.6	100	mg/L	SM 5220 D	1.8	±35	6/29/2015	CH	
150629-NH ³	Nitrogen, Ammonia	0.80	0.83	1.0	mg/L	SM 4500-NH ₃ D	4.6	±35	6/29/2015	CH	
150626-NO	Nitrogen, Nitrate	0.43	0.43	0.5	mg/L	EPA 300.0	0.47	±35	6/26/2015	FW	
150630-FOG	Oil and Grease	n/a	n/a	n/a	mg/L	EPA 1664	n/a	n/a	n/a	n/a	
150625-pH	pH	n/a	n/a	n/a	SU	SM 4500-H ⁺	n/a	n/a	n/a	n/a	
150626-TSS	Solids, Total Suspended	n/a	n/a	n/a	mg/L	SM 2540 D	n/a	n/a	n/a	n/a	
150626-Sulfate	Sulfate	0.51	0.52	0.5	mg/L	EPA 300.0	0.39	±35	6/26/2015	FW	
150625-Turbidity	Turbidity	n/a	n/a	n/a	NTU	SM 2130 B	n/a	n/a	n/a	n/a	

WA-DOE-Laboratory Certification No.: C890

"RPD" indicates Relative Percent Difference

"nd" indicates the analyte was not detected at or above the listed Method Reporting Limit.

"n/a" indicates not applicable

Comments and Explanations: None

Data reviewed by:



Rainbow Valley Landfill, Inc.
PO Box 300C
Raymond, WA 98577

Sampled By: Campbell

DAL Project No.: 150625-19

Preparation Method: US EPA 3510C
Analytical Method: US EPA 8081B
Date Prepared: 6/29/2015
Date Analyzed: 6/30/2015
Analyst: TM
Data Reviewed By:

DRAGON ANALYTICAL LABORATORY

530 A1 Ronlee Ln, Olympia, WA 98502
(360) 866-0543

Hazardous Waste, Microbiology, NPDES, Potable and Non-potable Water
Mobile Environmental Laboratory



Project Name: RVL
Project No.: n/a
P.O. No.: n/a

Date Collected: 6/25/2015; 10:00-14:30
Date Received: 6/25/2015; 16:21
Temperature Received (°C): 15
Report Date: 9/3/2015

Units: ug/L
Matrix: Waste Water
Reporting Limits: Standard
Injection Volume: 2 uL
Instrument ID: Agilent 9074
Lab Data File: 15063001

PESTICIDES ANALYTICAL RESULTS

Sample Identification	CAS No.	MRL	Method Blank	L-1	L-1 Dup.
Aldrin	309-00-2	0.010	nd	nd	nd
alpha-BHC	319-84-6	0.010	nd	nd	nd
beta-BHC	319-85-7	0.010	nd	nd	nd
delta-BHC	319-86-8	0.010	nd	nd	nd
gamma-BHC (Lindane)	58-89-9	0.010	nd	nd	nd
alpha-chlordane	5103-71-9	0.010	nd	nd	nd
gamma-chlordane	5566-34-7	0.010	nd	nd	nd
4,4'-DDD	72-54-8	0.010	nd	nd	nd
4,4'-DDE	72-55-9	0.010	nd	nd	nd
4,4'-DDT	50-29-3	0.010	nd	nd	nd
Dieldrin	60-57-1	0.010	nd	nd	nd
Endosulfan I	959-98-8	0.010	nd	nd	nd
Endosulfan II	33212-65-9	0.010	nd	nd	nd
Endosulfan sulfate	1031-07-8	0.010	nd	nd	nd
Endrin	72-20-8	0.010	nd	nd	nd
Endrin aldehyde	7421-93-4	0.010	nd	nd	nd
Endrin ketone	53494-70-5	0.010	nd	nd	nd
Heptachlor	76-44-8	0.010	nd	nd	nd
Heptachlor epoxide	1024-57-3	0.010	nd	nd	nd
Methoxychlor	72-43-5	0.010	nd	nd	nd
Chlordane (technical)	57-74-9	0.20	nd	nd	nd
Concentration Factor				100	100
Data Flags					



DRAGON ANALYTICAL LABORATORY

530 A1 Ronlee Ln, Olympia, WA 98502
(360) 866-0543



Hazardous Waste, Microbiology, NPDES, Potable and Non-potable Water
Mobile Environmental Laboratory

Rainbow Valley Landfill, Inc.
DAL Project No.: 150625-19

Project Name: RVL
Project No.: n/a

PESTICIDES QUALITY CONTROL RESULTS SURROGATE RECOVERY


Surrogate	Limits (%)	Method		
		Blank	L-1	L-1 Dup.
TCMX	30-150	89.7	79.7	82.4
DCBP	30-150	82.5	67.9	66.4

LABORATORY CONTROL SAMPLE AND MATRIX SPIKE

MS/MSD Sample ID: 150630-Pesticides MS/MSD										LCS Sample ID: 150630-Pesticides LCS				
Analyte	MS/MSD Limits (%)	MS/MSD Level (ug/L)	Sample Conc. (ug/L)	MS Recovery (ug/L)	MS Percent Recovery	MSD Recovery (ug/L)	MSD Percent Recovery	MS/MSD RPD Limits	RPD	LCS Limits (%)	LCS Level (ug/L)	LCS Recovery (ug/L)	LCS Percent Recovery	LCS Recovery
Aldrin	40-120	80	nd	80.7	101%	81.1	101%	≤ 22%	0.46	n/a	n/a	n/a	n/a	n/a
gamma-BHC (Lindane)	56-123	80	nd	82.5	103%	82.9	104%	≤ 15%	0.40	50-120	80	85.7	107%	107%
gamma-Chlordane	n/a	n/a	n/a	n/a	n/a	n/a	n/a	n/a	n/a	30-130	80	86.3	108%	108%
4,4'-DDE	n/a	n/a	n/a	n/a	n/a	n/a	n/a	n/a	n/a	50-150	80	88.0	110%	110%
4,4'-DDT	38-127	80	nd	99.8	125%	97.1	121%	≤ 27%	2.7	n/a	n/a	n/a	n/a	n/a
Dieldrin	52-126	80	nd	81.5	102%	81.8	102%	≤ 18%	0.33	30-130	80	85.1	106%	106%
Endosulfan Sulfate	n/a	n/a	n/a	n/a	n/a	n/a	n/a	n/a	n/a	50-120	80	108	135%	135%
Endrin	56-121	80	nd	230	288%	235	294%	≤ 21%	2.1	50-120	80	81.2	101%	101%
Heptachlor	40-131	80	nd	80.4	100%	80.6	101%	≤ 20%	0.31	n/a	n/a	n/a	n/a	n/a
Heptachlor Epoxide	n/a	n/a	n/a	n/a	n/a	n/a	n/a	n/a	n/a	50-120	80	84.7	106%	106%
WA-DOE-Laboratory Certification No.: C890														


"nd" indicates the analyte was not detected at or above the listed Method Reporting Limit.
"n/a" indicates not applicable

Comments and Explanations: None.



DRAGON ANALYTICAL LABORATORY

530 A1 Rontlee Ln, Olympia, WA 98502
(360) 866-0543



Hazardous Waste, Microbiology, NPDES, Potable and Non-potable Water
Mobile Environmental Laboratory

Rainbow Valley Landfill, Inc.
PO Box 300C
Raymond, WA 98577

Project Name: RVL
Project No.: n/a
P.O. No.: n/a

Date Collected: 6/25/2015; 10:00-14:30
Date Received: 6/25/2015; 16:21
Temperature Received (°C): 15
Report Date: 9/3/2015

DAL Project No.: 150625-19

Preparation Method: US EPA 3510C
Analytical Method: US EPA 8082A
Date Prepared: 6/29/2015
Date Analyzed: 6/29/2015
Analyst: TM
Data Reviewed By:

Units: µg/L
Matrix: Waste Water
Reporting Limits: Standard
Injection Volume: 2 µL
Instrument ID: Agilent 9074
Lab Data File: 15062901

PCB's ANALYTICAL RESULTS

Sample Identification	CAS	No.	MRL	Method Blank	L-1	L-1 Dup.
PCB Aroclor 1016	12674-11-2	0.10	nd	nd	nd	nd
PCB Aroclor 1221	1104-28-2	0.10	nd	nd	nd	nd
PCB Aroclor 1232	11141-16-5	0.10	nd	nd	nd	nd
PCB Aroclor 1242	53469-21-9	0.10	nd	nd	nd	nd
PCB Aroclor 1248	12672-29-6	0.10	nd	nd	nd	nd
PCB Aroclor 1254	11097-69-1	0.10	nd	nd	nd	nd
PCB Aroclor 1260	11096-82-5	0.10	nd	nd	nd	nd
Toxaphene	8001-35-2	0.24	nd	nd	nd	nd
Concentration Factor					100	100
Data Flags						



DRAGON ANALYTICAL LABORATORY

530 A1 Ronlee Ln, Olympia, WA 98502
(360) 866-0543



Hazardous Waste, Microbiology, NPDES, Potable and Non-potable Water
Mobile Environmental Laboratory

Rainbow Valley Landfill, Inc.
DAL Project No.: 150625-19

Project Name: RVL
Project No.: n/a

PCB's QUALITY CONTROL RESULTS SURROGATE RECOVERY

Surrogate	Limits (%)	Method Blank	L-1	L-1 Dup.
TCMX	30-150	76.2	117	107
DCBP	30-150	54.6	94.3	113

LABORATORY CONTROL SAMPLE AND MATRIX SPIKE

QC Batch ID: 150629-PCB

MS/MSD Sample ID: 150629-PCB MS/MSD

LCS Sample ID: 150629-PCB LCS

Analyte	MS/MSD Limits (%)	MS/MSD Level (µg/L)	Sample Conc. (µg/L)	MS Recovery (µg/L)	MS Percent Recovery	MSD Recovery (µg/L)	MSD Percent Recovery	MS/MSD RPD Limits	RPD	LCS Limits (%)	LCS Level (µg/L)	LCS Recovery (µg/L)	LCS Percent Recovery
Arochlor 1016	29-135	400	nd	386	96.5%	395	98.7%	≤ 22%	2.2	50-120	400	375	93.8%
Arochlor 1260	29-135	400	nd	315	78.6%	321	80.4%	≤ 15%	2.1	50-120	400	348	87.1%

WA-DOE-Laboratory Certification No.: C890

"nd" indicates the analyte was not detected at or above the listed Method Reporting Limit.
"n/a" indicates not applicable

Comments and Explanations: None.



Rainbow Valley Landfill, Inc.
PO Box 300C
Raymond, WA 98577


Sampled By: Campbell

DAL Project No.: 150625-19

DRAGON ANALYTICAL LABORATORY

530 A1 Ronlee Ln, Olympia, WA 98502
(360) 866-0543

Hazardous Waste, Microbiology, NPDES, Potable and Non-potable Water
Mobile Environmental Laboratory



Project Name: RVL

Project No.: n/a

P.O. No.: n/a

Date Collected: 6/25/2015; 10:00-14:30

Date Received: 6/25/2015; 16:21

Temperature Received (°C): 15

Report Date: 9/3/2015

Preparation Method: US EPA 5030B

Analytical Method: US EPA 8260B

Date Prepared:

Date Analyzed:

Analyst:

Data Reviewed By:

Units: ug/L

Matrix: Non-Potable Water

Reporting Limits: Standard

Purge Volume: 15 mL

Instrument ID: Agilent 3026

Lab Data File:


VOLATILE ORGANIC COMPOUNDS ANALYTICAL RESULTS

Sample Identification	CAS No.	MRL	Method	
			Blank	L-1
Acetonitrile	75-05-8	2.0	nd	nd
Acrylonitrile	107-13-1	2.0	nd	nd
Allyl chloride	107-05-1	1.0	nd	nd
Benzene	71-43-2	1.0	nd	nd
Bromobenzene	108-86-1	1.0	nd	nd
Bromochloromethane	74-97-5	1.0	nd	nd
Bromodichloromethane	75-27-4	1.0	nd	nd
Bromoform	75-25-2	1.0	nd	nd
Bromomethane	74-83-9	2.0	nd	nd
n-butylbenzene	104-51-8	1.0	nd	nd
sec-butylbenzene	135-98-8	1.0	nd	nd
tert-butylbenzene	98-06-6	1.0	nd	nd
Carbon disulfide	75-15-0	1.0	nd	nd
Carbon tetrachloride	56-23-5	1.0	nd	nd
Chlorobenzene	108-90-7	1.0	nd	nd
Chloroethane	75-00-3	1.0	nd	nd
2-Chloroethyl vinyl ether	110-75-8	3.0	nd	nd
Chloroform	67-66-3	1.0	nd	nd
Chloromethane	74-87-3	1.0	nd	nd
2-Chlorotoluene	95-49-8	1.0	nd	nd



DRAGON ANALYTICAL LABORATORY

530 A1 Ronlee Ln, Olympia, WA 98502
(360) 866-0543



Hazardous Waste, Microbiology, NPDES, Potable and Non-potable Water
Mobile Environmental Laboratory

Rainbow Valley Landfill, Inc.
DAL Project No.: 150625-19

Project Name: RVL
Project No.: n/a


VOLATILE ORGANIC COMPOUNDS ANALYTICAL RESULTS

Sample Identification	CAS No.	MRL	Method	
			Blank	L-1 L-1 Dup.
4-Chlorotoluene	106-43-4	1.0	nd	nd
Dibromochloromethane	124-48-1	1.0	nd	nd
1,2-Dibromo-3-chloropropane (DBCP)	96-12-8	1.0	nd	nd
1,2-Dibromoethane (EDB)	106-93-4	1.0	nd	nd
Dibromomethane	74-95-3	1.0	nd	nd
1,2-Dichlorobenzene	95-50-1	1.0	nd	nd
1,3-Dichlorobenzene	541-73-1	1.0	nd	nd
1,4-Dichlorobenzene	106-46-7	1.0	nd	nd
Dichlorodifluoromethane (CFC-12)	75-71-8	1.0	nd	nd
1,1-Dichloroethane	75-34-3	1.0	nd	nd
1,2-Dichloroethane	107-06-2	1.0	nd	nd
1,1,1-Dichloroethene	75-35-4	1.0	nd	nd
cis-1,2-Dichloroethene	156-59-2	1.0	nd	nd
trans-1,2-Dichloroethene	156-60-5	1.0	nd	nd
1,2-Dichloropropane	78-87-5	1.0	nd	nd
1,3-Dichloropropane	78-87-5	1.0	nd	nd
2,2-Dichloropropane	594-20-7	1.0	nd	nd
1,1-Dichloropropene	563-58-6	1.0	nd	nd
cis-1,3-Dichloropropene	10061-01-5	1.0	nd	nd
trans-1,3-Dichloropropene	10061-02-6	1.0	nd	nd
Diethyl ether (ethyl ether)	60-29-7	1.0	nd	nd
Ethyl benzene	100-41-4	1.0	nd	nd
Ethyl methacrylate	97-63-2	1.0	nd	nd
Hexachloro-1,3-butadiene	87-68-3	2.0	nd	nd
Iodomethane (methyl iodide)	74-88-4	1.0	nd	nd
Isobutyl alcohol	78-83-1	1.0	nd	nd
Isopropyl benzene (cumene)	98-82-8	1.0	nd	nd
4-Isopropyl toluene (p-cymene)	98-82-8	1.0	nd	nd
Methacrylonitrile	126-98-7	1.0	nd	nd
Methyl acrylate	96-33-3	1.0	nd	nd
Methyl methacrylate	80-62-6	1.0	nd	nd
Methylene chloride (dichloromethane)	75-09-2	2.0	nd	nd
Napthalene	91-20-3	2.0	nd	nd
Nitrobenzene	98-95-3	2.0	nd	nd



DRAGON ANALYTICAL LABORATORY

530 A1 Ronlee Ln, Olympia, WA 98502
(360) 866-0543



Hazardous Waste, Microbiology, NPDES, Potable and Non-potable Water
Mobile Environmental Laboratory

Rainbow Valley Landfill, Inc.
DAL Project No.: 150625-19

Project Name: RVL
Project No.: n/a

VOLATILE ORGANIC COMPOUNDS ANALYTICAL RESULTS

Sample Identification	CAS No.	MRL	Method	
			Blank	L-1
2-Nitropropane	79-46-9	1.0	nd	nd
Pentachloroethane	76-01-7	1.0	nd	nd
Propionitrile (ethyl cyanide)	107-12-0	1.0	nd	nd
n-Propylbenzene	103-65-1	1.0	nd	nd
Styrene	100-42-5	1.0	nd	nd
1,1,1,2-Tetrachloroethane	630-20-6	1.0	nd	nd
1,1,2,2-Tetrachloroethane	79-34-5	1.0	nd	nd
Tetrachloroethene	127-18-4	1.0	nd	nd
Tetrahydrofuran	109-99-9	1.0	nd	nd
Toluene	108-88-3	2.0	nd	nd
1,2,3-Trichlorobenzene	87-61-6	2.0	nd	nd
1,2,4-Trichlorobenzene	120-82-1	2.0	nd	nd
1,1,1-Trichloroethane	71-55-6	1.0	nd	nd
1,1,2-Trichloroethane	79-00-5	1.0	nd	nd
Trichloroethene	79-01-6	1.0	nd	nd
Trichlorofluoromethane (CFC-11)	75-69-4	1.0	nd	nd
1,2,3-Trichloropropane	96-18-4	1.0	nd	nd
1,1,2-Trichlorotrifluoroethane (CFC-113)	76-13-1	1.0	nd	nd
1,2,4-Trimethylbenzene	95-63-6	1.0	nd	nd
1,3,5-Trimethylbenzene	108-67-8	1.0	nd	nd
m&p-Xylene	n/a	1.0	nd	nd
o-Xylene	95-47-6	1.0	nd	nd
Vinyl chloride	75-01-4	1.0	nd	nd
Additional Client Requested Compounds				
Acrolein	107-02-8	5.0		
Dilution Factor			1.0	1.0
Data Flags				



Rainbow Valley Landfill, Inc.
DAL Project No.: 150625-19

DRAGON ANALYTICAL LABORATORY

530 A1 Ronlee Ln, Olympia, WA 98502
(360) 866-0543

Hazardous Waste, Microbiology, NPDES, Potable and Non-potable Water
Mobile Environmental Laboratory

Project Name: RVL
Project No.: n/a

VOLATILE ORGANIC COMPOUNDS QUALITY CONTROL RESULTS

SURROGATE RECOVERY

Surrogate	Limits (%)	Method	
		Blank	L-1 L-1 Dup.
Dibromofluoromethane	86-118		
Toluene-d8	88-110		
4-Bromofluorobenzene	86-115		
1,2-Dichlorobenzene-d4	80-120		

LABORATORY CONTROL SAMPLE AND MATRIX SPIKE

MS/MSD Sample ID: 000100-VOC MS/MSD										LCS Sample ID: 000100-VOC LCS			
QC Batch ID: 000100-VOC	Analyte	MS Limits (%)	MS Level (ug/L)	Sample Conc. (ug/L)	MS Recovery (%)	MS Percent Recovery (ug/L)	MSD Percent Recovery	MSD RPD Limits	RPD	LCS Limits (%)	LCS Level (ug/L)	LCS Recovery (ug/L)	LCS Percent Recovery
Benzene	Chlorobenzene	76-127	5.0		0.00%	0.00%	0.00%	≤ 11%	#DIV/0!	80-120	5.0		0.0%
		75-130	5.0		0.00%	0.00%	0.00%	≤ 13%	#DIV/0!	80-120	5.0		0.0%
		61-145	5.0		0.00%	0.00%	0.00%	≤ 14%	#DIV/0!	75-135	5.0		0.0%
		76-125	5.0		0.00%	0.00%	0.00%	≤ 13%	#DIV/0!	80-120	5.0		0.0%
Toluene	Trichloroethene	71-120	5.0		0.00%	0.00%	0.00%	≤ 14%	#DIV/0!	80-120	5.0		0.0%

WA-DOE-Laboratory Certification No.: C890

"nd" indicates the analyte was not detected at or above the listed Method Reporting Limit.


"n/a" indicates not applicable

Comments and Explanations: None.



DRAGON ANALYTICAL LABORATORY

530 A1 Rontlee Ln, Olympia, WA 98502
(360) 866-0543



Hazardous Waste, Microbiology, NPDES, Potable and Non-potable Water
Mobile Environmental Laboratory

Rainbow Valley Landfill, Inc.
PO Box 300C
Raymond, WA 98577

Project Name: RVL
Project No.: n/a
P.O. No.: n/a

Date Collected: 6/25/2015; 10:00-14:30
Date Received: 6/25/2015; 16:21
Temperature Received (°C): 15
Report Date: 9/3/2015

DAL Project No.: 150625-19

Preparation Method: US EPA 3550
Analytical Method: US EPA 8270
Date Prepared: 7/1/2015
Date Analyzed: 7/1/2015
Analyst: TM
Data Reviewed:

Units: ug/L
Matrix: Non-Potable Water
Reporting Limits: Standard
Injection Volume: 2.0 uL
Instrument ID: Agilent 0551
Lab Data File: 15070701

SEMI-VOLATILE ORGANIC COMPOUNDS ANALYTICAL RESULTS

Sample Identification	CAS No.	MRL	Method		
			Blank	SWPP	L-1 L-1 Dup.
Acenaphthene	83-32-9	0.50	nd	nd	nd
Acenaphthylene	208-96-8	0.50	nd	nd	nd
Aniline	62-53-3	0.50	nd	nd	nd
Anthracene	120-12-7	0.50	nd	nd	nd
Azobenzene (1)	103-33-2	0.50	nd	nd	nd
Benzo(a)anthracene	56-55-3	0.05	nd	nd	nd
Benzo(a)pyrene	50-32-8	0.05	nd	nd	nd
Benzo(b)fluoranthene	205-99-2	0.50	nd	nd	nd
Benzo(g,h,i)perylene	191-24-2	0.50	nd	nd	nd
Benzo(k)fluoranthene	207-08-9	0.50	nd	nd	nd
Benzyl alcohol	100-51-6	0.50	nd	nd	nd
Benzyl butyl phthalate	85-68-7	0.50	nd	nd	nd
bis (2-Chloroethoxy) methane	111-91-1	0.50	nd	nd	nd
bis (2-Chloroethyl) ether	111-44-4	0.50	nd	nd	nd
bis (2-Chloroisopropyl) ether	108-60-1	0.50	nd	nd	nd
bis (2-Ethylhexyl) adipate	103-23-1	0.50	nd	nd	nd
bis (2-Ethylhexyl) phthalate	117-81-7	1.5	nd	nd	nd
4-Bromophenyl phenyl ether	101-55-3	1.5	nd	nd	nd
Carbazole	86-74-8	0.50	nd	nd	nd
4-Chloroaniline	106-47-8	0.50	nd	nd	nd



Rainbow Valley Landfill, Inc.
DAL Project No.: 150625-19

DRAGON ANALYTICAL LABORATORY

530 A1 Ronlee Ln, Olympia, WA 98502
(360) 866-0543

Hazardous Waste, Microbiology, NPDES, Potable and Non-potable Water
Mobile Environmental Laboratory

Project Name: RVL
Project No.: n/a

SEMI-VOLATILE ORGANIC COMPOUNDS ANALYTICAL RESULTS

Sample Identification	CAS No.	MRL	Method		
			Blank	SWPP	L-1 L-1 Dup.
4-Chloro-3-methylphenol	59-50-7	0.50	nd	nd	nd
2-Chloronaphthalene	91-58-7	0.50	nd	nd	nd
2-Chlorophenol	95-57-8	0.50	nd	nd	nd
4-Chlorophenyl phenyl ether	7005-72-3	0.50	nd	nd	nd
Chrysene	218-01-9	0.50	nd	nd	nd
Dibenzo(a,h)anthracene	53-70-3	0.25	nd	nd	nd
Dibenzofuran	132-64-9	0.50	nd	nd	nd
1,2-Dichlorobenzene	95-50-1	0.50	nd	nd	nd
1,3-Dichlorobenzene	541-73-1	0.50	nd	nd	nd
1,4-Dichlorobenzene	106-46-7	0.50	nd	nd	nd
2,4-Dichlorophenol	120-83-2	0.50	nd	nd	nd
Diethyl phthalate	84-66-2	0.50	nd	nd	nd
2,4-Dimethylphenol	105-67-9	0.50	nd	nd	nd
Dimethyl phthalate	131-11-3	1.50	nd	nd	nd
Di-n-butyl phthalate	87-74-2	0.50	nd	nd	nd
1,2-Dinitrobenzene	528-29-0	0.50	nd	nd	nd
1,3-Dinitrobenzene	99-65-0	0.50	nd	nd	nd
1,4-Dinitrobenzene	100-25-4	0.50	nd	nd	nd
4,6-Dinitro-2-methylphenol	534-52-1	0.50	nd	nd	nd
2,4-Dinitrophenol	51-28-5	2.5	nd	nd	nd
2,4-Dinitrotoluene	121-14-2	0.50	nd	nd	nd
2,6-Dinitrotoluene	606-20-2	0.50	nd	nd	nd
Di-n-octylphthalate	117-84-0	1.0	nd	nd	nd
Diphenylamine (2)	4175-37-5	1.0	nd	nd	nd
Fluoranthene	206-44-0	1.50	nd	nd	nd
Fluorene	86-73-7	1.0	nd	nd	nd
Hexachlorobenzene	118-74-1	1.50	nd	nd	nd
Hexachlorobutadiene	87-68-3	0.50	nd	nd	nd
Hexachlorocyclopentadiene	77-47-4	1.50	nd	nd	nd
Hexachloroethane	67-72-1	0.50	nd	nd	nd
Ideno(1,2,3-cd)pyrene	193-39-5	0.10	nd	nd	nd
Isophorone	78-59-1	0.50	nd	nd	nd
1-Methylnaphthalene	90-12-0	0.50	nd	nd	nd
2-Methylnaphthalene	91-57-6	0.50	nd	nd	nd



DRAGON ANALYTICAL LABORATORY

530 A1 Ronlee Ln, Olympia, WA 98502
(360) 866-0543

Hazardous Waste, Microbiology, NPDES, Potable and Non-potable Water
Mobile Environmental Laboratory

Rainbow Valley Landfill, Inc.
DAL Project No.: 150625-19

Project Name: R/VL
Project No.: n/a

SEMI-VOLATILE ORGANIC COMPOUNDS ANALYTICAL RESULTS

Sample Identification	CAS No.	MRL	Method		
			Blank	SWPP	L-1 L-1 Dup.
2-Methylphenol (o-cresol)	108-39-4	0.50	nd	nd	nd
3&4-Methylphenol (m&p-cresol)	n/a	0.50	nd	nd	nd
Naphthalene	91-20-3	0.25	nd	nd	nd
2-Nitroaniline	88-74-4	0.50	nd	nd	nd
3-Nitroaniline	99-09-2	0.50	nd	nd	nd
4-Nitroaniline	100-01-6	0.50	nd	nd	nd
Nitrobenzene	98-95-3	0.50	nd	nd	nd
2-Nitrophenol	88-75-5	0.50	nd	nd	nd
4-Nitrophenol	100-07-7	0.50	nd	nd	nd
n-Nitrosodimethylamine	62-75-9	0.50	nd	nd	nd
n-Nitroso-di-n-propylamine	621-64-7	0.50	nd	nd	nd
n-Nitrosodiphenylamine (1)	86-30-6	0.50	nd	nd	nd
Pentachlorophenol	87-86-5	1.50	nd	nd	nd
Phenanthrene	85-01-8	0.05	nd	nd	nd
Phenol	108-95-2	0.50	nd	nd	nd
Pyrene	129-00-0	0.05	nd	nd	nd
2,3,4,6-Tetrachlorophenol	58-90-2	0.50	nd	nd	nd
2,3,5,6-Tetrachlorophenol	935-95-5	0.50	nd	nd	nd
1,2,4-Trichlorobenzene	120-82-1	0.50	nd	nd	nd
2,4,5-Trichlorophenol	95-95-4	0.50	nd	nd	nd
2,4,6-Trichlorophenol	88-06-2	1.0	nd	nd	nd
Additional Client Requested Compounds					
Benzidine	92-87-5	12	nd	nd	nd
Benzo(f)fluoranthene	205-82-3	0.50	nd	nd	nd
Benzo(r,s,t)pentaphene	189-55-9	0.5	nd	nd	nd
Dibenzo(a,i)acridine	224-42-0	2.5	nd	nd	nd
Dibenzo(a,h)acridine	226-36-8	2.5	nd	nd	nd
Dibenzo(a,e)pyrene	192-65-4	2.5	nd	nd	nd
Dibenzo(a,h)pyrene	189-64-0	2.5	nd	nd	nd
3,3-Dichlorobenzidine	91-94-1	0.5	nd	nd	nd
3-Methyl cholanthrene	56-49-5	2.0	nd	nd	nd
Perylene	198-55-0	1.9	nd	nd	nd
Concentration Factor			100	100	100
Data Flags					

ALS Group USA, Corp.
dba ALS Environmental
Analytical Report

Client: Dragon Analytical Laboratory
Project: Rainbow Valley/150625-19
Sample Matrix: Wastewater

Service Request: K1507637
Date Collected: 07/09/15
Date Received: 07/15/15

Mercury, Total

Prep Method: METHOD
Analysis Method: 1631E
Test Notes:

Units: ng/L
Basis: NA

Sample Name	Lab Code	MRL	Dilution Factor	Date Extracted	Date Analyzed	Result	Result Notes
L-1	K1507637-001	0.5	1	07/20/15	07/21/15	3.0	
Method Blank 1	K1507637-MB1	0.5	1	07/20/15	07/21/15	ND	
Method Blank 2	K1507637-MB2	0.5	1	07/20/15	07/21/15	ND	
Method Blank 3	K1507637-MB3	0.5	1	07/20/15	07/21/15	ND	

3 nanograms/ liter (ng/L) = 0.003 micrograms/ liter (ug/L)



DRAGON ANALYTICAL LABORATORY

530 A1 Ronlee Ln, Olympia, WA 98502
(360) 866-0543



Hazardous Waste, Microbiology, NPDES, Potable and Non-potable Water
Mobile Environmental Laboratory

Rainbow Valley Landfill, Inc.
DAL Project No.: 150625-19

Project Name: RVL
Project No.: n/a

SEMI-VOLATILE ORGANIC COMPOUNDS QUALITY CONTROL RESULTS

SURROGATE RECOVERY

Surrogate Recovery (%)	Limits (%)	Method	
		Blank	L-1 L-1 Dup.
2-Fluorophenol	21-110	94.9	79.7 95.4
Phenol-d ₆	10-110	97.8	93.8 93.6
Nitrobenzene-d ₅	34-114	88.3	85.2 86.9
2-Fluorobiphenyl	45-116	82.0	80.1 80.2
2,4,6-Tribromophenol	10-123	67.5	77.8 79.4
Terphenyl-d ₁₄	33-141	54.7	53.1 52.5

QC Batch ID: 150701-SVOC

LABORATORY CONTROL SAMPLE AND MATRIX SPIKE

MS/MSD Sample ID: 150701-SVOC MS/MSD										LCS Sample ID: 150701-SVOC LCS			
Analyte	MS/MSD Limits (%)	MS/MSD Level (ug/L)	Sample Conc. (ug/L)	MS Recovery (ug/L)	MS Percent Recovery	MSD Recovery (ug/L)	MSD Percent Recovery	MSD RPD Limits	RPD	LCS Limits (%)	LCS Level (ug/L)	LCS Recovery (ug/L)	LCS Percent Recovery
Acenaphthene	40-140	10,000	nd	7500	75.0%	7620	76.2%	≤ 20%	1.6	40-140	10,000	7300	73.0%
2-Chlorophenol	30-130	10,000	nd	8120	81.2%	8030	80.3%	≤ 20%	1.1	30-130	10,000	7830	78.3%
1,4-Dichlorobenzene	40-140	10,000	nd	8150	81.5%	8140	81.4%	≤ 20%	0.12	40-140	10,000	7620	76.2%
2,4-Dinitrotoluene	40-140	10,000	nd	4980	49.8%	5170	51.7%	≤ 20%	3.7	40-140	10,000	5020	50.2%
3-Methyl-4-chlorophenol	30-130	10,000	nd	8380	83.8%	8270	82.7%	≤ 20%	1.3	30-130	10,000	7660	76.6%
4-Nitrophenol	30-130	10,000	nd	8620	86.2%	9440	94.4%	≤ 20%	9.1	30-130	10,000	8520	85.2%
n-Nitroso-di-n-propylamine	40-140	10,000	nd	8180	81.8%	7970	79.7%	≤ 20%	2.6	40-140	10,000	7610	76.1%
Pentachlorophenol	30-130	10,000	nd	10100	101%	10140	101%	≤ 20%	0.40	30-130	10,000	9150	91.5%
Phenol	30-130	10,000	nd	8880	88.80%	8830	88.3%	≤ 20%	0.56	30-130	10,000	8340	83.4%
Pyrene	40-140	10,000	nd	4140	41.4%	4190	41.9%	≤ 20%	1.2	40-140	10,000	4060	40.6%
1,2,4-Trichlorobenzene	40-140	10,000	nd	7980	79.8%	7850	78.5%	≤ 20%	1.6	40-140	10,000	7570	75.7%

"n/a" indicates not applicable

WA-DOE-Laboratory Certification No.: C890
Comments and Explanations: (1) 1,2-diphenylhydrazine decomposes to azobenzene in the injector. (2) n-nitrosodiphenylamine decomposes to diphenylamine in the injector. "nd" indicates the analyte was not detected at or above the listed Method Reporting Limit.



DRAGON ANALYTICAL LABORATORY

530 A1 Ronlee Ln, Olympia, WA 98502
(360) 866-0543

Hazardous Waste, Microbiology, NPDES, Potable and Non-potable Water
Mobile Environmental Laboratory



Rainbow Valley Landfill, Inc.
PO Box 300C
Raymond, WA 98577

Project Name: RVL
Project No.: n/a
P.O. No.: n/a

Date Collected: 12/23/2015; 05:00-17:30
Date Received: 12/23/2015; 16:00
Temperature Received (°C): 14 to 16
Report Date: 1/7/2016
Data Reviewed by:

DAL Project No.: 151223-11

Preparation Method: US EPA 3010A
Analytical Method: US EPA 200.8
Date Prepared: 1/5/2016
Date Analyzed: 1/6/2016
Analyst: TM

Units: ug/L
Matrix: Non-Potable Water
Reporting Limits: Standard
Instrument ID: Agilent 7500
Lab Data File: 16A06f00

TOTAL HEAVY METALS ANALYTICAL RESULTS

Analyte	CAS No.	MRL	Method	Blank	L-1	L-2	L-3	SWPP	SW-1	SW-2	SW-3	SW-4
Antimony (Sb)	7440-36-0	0.10	nd	nd	0.17	—	—	—	—	—	—	—
Beryllium (Be)	7440-41-7	0.10	nd	nd	nd	—	—	—	—	—	—	—
Cadmium (Cd)	7440-43-9	0.25	nd	nd	nd	—	—	—	—	—	—	—
Chromium (Cr)	7440-47-3	0.50	nd	nd	2.2	—	—	—	—	—	—	—
Copper (Cu)	7440-50-8	0.50	nd	nd	6.1	—	—	41.3	—	—	—	—
Iron (Fe)	7439-89-6	50.0	nd	nd	18,700	36,600	200	—	309	159	293	368
Lead (Pb)	7439-92-1	0.10	nd	nd	0.77	—	—	—	—	—	—	—
Manganese (Mn)	7439-96-5	0.50	nd	nd	1,600 J	1,460 J	119	—	11.6	11.2	100	99.4
Mercury (Hg)	7439-97-6	0.10	nd	nd	nd	—	—	—	—	—	—	—
Nickel (Ni)	7440-02-0	1.0	nd	nd	7.0	—	—	—	—	—	—	—
Selenium (Se)	7782-49-2	0.50	nd	nd	nd	—	—	—	—	—	—	—
Thallium (Tl)	7440-28-0	0.50	nd	nd	nd	—	—	—	—	—	—	—
Zinc (Zn)	7440-66-6	1.0	nd	nd	7.9	16.1	18.4	21.2	—	—	—	—
Dilution Factor			1.0	1.0	1.0	1.0	1.0	1.0	1.0	1.0	1.0	1.0



DRAGON ANALYTICAL LABORATORY

530 A1 Ronlee Ln, Olympia, WA 98502
(360) 866-0543



Hazardous Waste, Microbiology, NPDES, Potable and Non-potable Water
Mobile Environmental Laboratory

Rainbow Valley Landfill, Inc.
DAL Project No.: 151223-11

Project Name: RVL
Project No.: n/a

TOTAL HEAVY METALS QUALITY CONTROL RESULTS

LABORATORY CONTROL SAMPLE AND MATRIX SPIKE

QC Batch ID: 160106-Metals			MS/MSD Sample ID: 160106-Metals MS/MSD						LCS Sample ID: 160106-Metals LCS			
Analyte	MS/MSD Level (ug/L)	Sample Conc. (ug/L)	MS	MS	MSD	MSD	MS/MSD	MS/MSD RPD Limits	LCS Level (ug/L)	LCS Recovery (ug/L)	LCS Percent Recovery	LCS Limits (%)
			Recovery (ug/L)	Percent Recovery	Recovery (ug/L)	Percent Recovery	Limits (%)					
Antimony (Sb)	50	4.6	54.9	101%	54.9	101%	80-120	0.060	50	55.3	111%	80-120
Beryllium (Be)	50	nd	51.3	103%	52.6	105%	80-120	2.6	50	52.7	105%	80-120
Cadmium (Cd)	50	0.22	48.9	97.3%	48.9	97.3%	80-120	0.041	50	53.7	107%	80-120
Chromium (Cr)	50	35.0	80.2	90.4%	80.1	90.3%	80-120	0.18	50	48.3	96.5%	80-120
Copper (Cu)	50	22.6	67.8	90.3%	67.4	89.6%	80-120	0.80	50	48.6	97.1%	80-120
Iron (Fe)	5000	123	5164	101%	5242	102%	80-120	1.5	5000	5284	106%	80-120
Lead (Pb)	50	8.5	58.9	101%	58.9	101%	80-120	0.040	50	54.7	109%	80-120
Manganese (Mn)	50	11.9	55.5	87.2%	55.4	87.0%	80-120	0.28	50	48.2	96.4%	80-120
Mercury (Hg)	2.0	nd	1.4	67.5%	1.4	67.5%	80-120	0.00	3.0	2.7	89.7%	80-120
Nickel (Ni)	50	9.8	53.6	87.7%	53.2	86.8%	80-120	1.1	50	48.4	96.8%	80-120
Selenium (Se)	50	5.0	51.0	91.8%	49.4	88.8%	80-120	3.4	50	52.5	105%	80-120
Thallium (Tl)	50	0.79	50.5	99.4%	51.2	101%	80-120	1.5	50	54.8	110%	80-120
Zinc (Zn)	50	DO	DO	DO	DO	DO	DO	DO	50	48.7	97.5%	80-120
WA-DOE-Laboratory Certification No.: C890			"nd" indicates the analyte was not detected at or above the listed Method Reporting Limit.									
			n/a indicates not applicable									


Comments and Explanations: A "J" flag indicates the sample was analyzed at a dilution factor of 10.



DRAGON ANALYTICAL LABORATORY

530 A1 Ronlee Ln, Olympia, WA 98502
(360) 866-0543

Hazardous Waste, Microbiology, NPDES, Potable and Non-potable Water
Mobile Environmental Laboratory



Rainbow Valley Landfill, Inc.
PO Box 300C
Raymond, WA 98577

Project Name: RVL

Project No.: n/a

P.O. No.: n/a

Sample Name: L-1

Matrix: Non-Potable Water

Temperature Received (°C): 14 to 16

Collected: 12/23/2015; 12:00

Received: 12/23/2015; 16:00

Report Date: 1/7/2016

Sampled by: Campbell

DAL Project No.: 151223-11

ANALYTICAL RESULTS

PARAMETER	RESULTS	MDL	MRL	UNITS	METHOD	DF	PREPARATION DATE	ANALYSIS DATE	ANALYSIS TIME	ANALYST	DATA FLAGS
BOD ₅	12.1	n/a	2.0	mg/L	SM 5210 B	1	12/24/2015	12/29/2015	n/a	EK/JG	
Chloride	57.7	0.022	0.10	mg/L	EPA 300.0	1	12/24/2015	12/24/2015	n/a	FW	
COD	46.4	2.5	5.0	mg/L	SM 5220 D	1	1/7/2016	1/7/2016	n/a	JB	
Nitrogen, Ammonia	17.6	0.029	0.30	mg/L	SM 4500-NH ₃ D	1	1/5/2016	1/5/2016	n/a	JB	
Nitrogen, Nitrate	1.4	0.026	0.10	mg/L	EPA 300.0	1	12/24/2015	12/24/2015	n/a	FW	
Nitrogen, Nitrite	nd	0.034	0.10	mg/L	EPA 300.0	1	12/24/2015	12/24/2015	n/a	FW	
Oil and Grease	nd	1.5	5.0	mg/L	EPA 1664	1	1/5/2016	1/5/2016	n/a	JB	
pH	6.3	n/a	n/a	SU	SM 4500-H ⁺	1	12/23/2015	12/23/2015	17:18	NJ	(1)
Solids, Total Suspended	30.4	n/a	2.5	mg/L	SM 2540 D	1	12/29/2015	12/29/2015	n/a	TW	
Sulfate	20.3	0.015	0.10	mg/L	EPA 300.0	1	12/24/2015	12/24/2015	n/a	FW	
Turbidity	105	n/a	0.02	NTU	SM 2130 B	1	12/24/2015	12/24/2015	10:25	TW	

WA-DOE-Laboratory Certification No.: C890

"MDL" indicates Method Detection Limit

"MRL" indicates Method Reporting Limit

"DF" indicates Dilution Factor

"nd" indicates the analyte was not detected at or above the listed Method Reporting Limit.

"n/a" indicates not applicable

Comments and Explanations: A (1) flag Indicates an estimated value, because the sample was received and therefore analyzed outside of the recommended and regulatory hold time of 15 minutes.

Data reviewed by:

Report Prepared By: NJ



DRAGON ANALYTICAL LABORATORY

530 A1 Ronlee Ln, Olympia, WA 98502
(360) 866-0543

Hazardous Waste, Microbiology, NPDES, Potable and Non-potable Water
Mobile Environmental Laboratory

Rainbow Valley Landfill, Inc.
PO Box 300C
Raymond, WA 98577

Sampled by: Campbell

DAL Project No.: 151223-11

Project Name: RVL

Project No.: n/a

P.O. No.: n/a

Sample Name: L-2

Matrix: Non-Potable Water

Temperature Received (°C): 14 to 16

Collected: 12/23/2015; 12:30

Received: 12/23/2015; 16:00

Report Date: 1/7/2016

ANALYTICAL RESULTS

PARAMETER	RESULTS	MDL	MRL	UNITS	METHOD	DF	PREPARATION DATE	ANALYSIS DATE	ANALYSIS TIME	ANALYST	DATA FLAGS
BOD ₅	13.1	n/a	2.0	mg/L	SM 5210 B	1	12/24/2015	12/29/2015	n/a	EK/JG	
Chloride	41.9	0.022	1.0	mg/L	EPA 300.0	10	12/24/2015	12/24/2015	n/a	FW	
COD	77.8	2.5	5.0	mg/L	SM 5220 D	1	1/7/2016	1/7/2016	n/a	JB	
Nitrogen, Ammonia	37.0	0.029	0.30	mg/L	SM 4500-NH ₃ D	1	1/5/2016	1/5/2016	n/a	JB	
Nitrogen, Nitrate	0.18	0.026	0.10	mg/L	EPA 300.0	1	12/24/2015	12/24/2015	n/a	FW	
Nitrogen, Nitrite	nd	0.034	0.10	mg/L	EPA 300.0	1	12/24/2015	12/24/2015	n/a	FW	
Oil and Grease	nd	1.5	5.0	mg/L	EPA 1664	1	1/5/2016	1/5/2016	n/a	JB	
pH	6.4	n/a	n/a	SU	SM 4500-H ⁺	1	12/23/2015	12/23/2015	17:18	NJ	(1)
Solids, Total Suspended	92.3	n/a	2.5	mg/L	SM 2540 D	1	12/29/2015	12/29/2015	n/a	TW	
Sulfate	48.6	0.015	0.10	mg/L	EPA 300.0	1	12/24/2015	12/24/2015	n/a	FW	
Turbidity	302	n/a	0.02	NTU	SM 2130 B	1	12/24/2015	12/24/2015	10:26	TW	

WA-DOE-Laboratory Certification No.: C890

"MDL" indicates Method Detection Limit

"MRL" indicates Method Reporting Limit

"DF" indicates Dilution Factor

"nd" indicates the analyte was not detected at or above the listed Method Reporting Limit.

"n/a" indicates not applicable

Comments and Explanations: A (1) flag indicates an estimated value, because the sample was received and therefore analyzed outside of the recommended and regulatory hold time of 15 minutes.


Data reviewed by:

Report Prepared By: NJ



DRAGON ANALYTICAL LABORATORY

530 A1 Ronlee Ln, Olympia, WA 98502
(360) 866-0543



Hazardous Waste, Microbiology, NPDES, Potable and Non-potable Water
Mobile Environmental Laboratory

Rainbow Valley Landfill, Inc.
PO Box 300C
Raymond, WA 98577

Project Name: RVL
Project No.: n/a
P.O. No.: n/a
Sample Name: L-3
Matrix: Non-Potable Water
Temperature Received (°C): 14 to 16
Collected: 12/23/2015; 12:30
Received: 12/23/2015; 16:00
Report Date: 1/7/2016

Sampled by: Campbell

DAL Project No.: 151223-11

ANALYTICAL RESULTS

PARAMETER	RESULTS	MDL	MRL	UNITS	METHOD	DF	PREPARATION DATE	ANALYSIS DATE	ANALYSIS TIME	ANALYST	DATA FLAGS
BOD ₅	nd	n/a	2.0	mg/L	SM 5210 B	1	12/24/2015	12/29/2015	n/a	EK/JG	
Chloride	4.5	0.022	0.10	mg/L	EPA 300.0	1	12/24/2015	12/24/2015	n/a	FW	
COD	nd	2.5	5.0	mg/L	SM 5220 D	1	1/7/2016	1/7/2016	n/a	JB	
Nitrogen, Ammonia	nd	0.029	0.30	mg/L	SM 4500-NH ₃ D	1	1/5/2016	1/5/2016	n/a	JB	
Nitrogen, Nitrate	0.49	0.026	0.10	mg/L	EPA 300.0	1	12/24/2015	12/24/2015	n/a	FW	
Nitrogen, Nitrite	nd	0.034	0.10	mg/L	EPA 300.0	1	12/24/2015	12/24/2015	n/a	FW	
Oil and Grease	nd	1.5	5.0	mg/L	EPA 1664	1	1/5/2016	1/5/2016	n/a	JB	
pH	5.4	n/a	n/a	SU	SM 4500-H ⁺	1	12/23/2015	12/23/2015	17:19	NJ	(1)
Solids, Total Suspended	<3.1	n/a	2.5	mg/L	SM 2540 D	1	12/29/2015	12/29/2015	n/a	TW	
Sulfate	72.6	0.015	0.10	mg/L	EPA 300.0	1	12/24/2015	12/24/2015	n/a	FW	
Turbidity	2.0	n/a	0.02	NTU	SM 2130 B	1	12/24/2015	12/24/2015	10:28	TW	

WA-DOE-Laboratory Certification No.: C890

"MDL" indicates Method Detection Limit

"MRL" indicates Method Reporting Limit

"DF" indicates Dilution Factor

"nd" indicates the analyte was not detected at or above the listed Method Reporting Limit.

"n/a" indicates not applicable

Comments and Explanations: A (1) flag indicates an estimated value, because the sample was received and therefore analyzed outside of the recommended and regulatory hold time of 15 minutes.

Data reviewed by:


Report Prepared By: NJ



DRAGON ANALYTICAL LABORATORY

530 A1 Ronlee Ln, Olympia, WA 98502
(360) 866-0543

Hazardous Waste, Microbiology, NPDES, Potable and Non-potable Water
Mobile Environmental Laboratory



Rainbow Valley Landfill, Inc.
DAL Project No.: 151223-11

Project Name: RVL
Project No.: n/a

QUALITY CONTROL RESULTS Method Blank

SAMPLE BAJCH	PARAMETER	RESULT	MRL	UNITS	ANALYTICAL METHOD	ANALYSIS DATE	ANALYST	DATA FLAGS
151229-BOD	BOD ₅	nd	2.0	mg/L	SM 5210 B	12/29/2015	EK/JG	
151224-Chloride	Chloride	nd	0.10	mg/L	EPA 300.0	12/24/2015	FW	
160107-COD	COD	nd	5.0	mg/L	SM 5220 D	1/7/2016	JB	
160105-NH ³	Nitrogen, Ammonia	nd	0.30	mg/L	SM 4500-NH ₃ D	1/5/2016	JB	
151224-NO ²	Nitrogen, Nitrate	nd	0.10	mg/L	EPA 300.0	12/24/2015	FW	
151224-NO	Nitrogen, Nitrite	nd	0.10	mg/L	EPA 300.0	12/24/2015	FW	
160105-FOG	Oil and Grease	nd	5.0	mg/L	EPA 1664	1/5/2016	JB	
151223-pH	pH	n/a	n/a	SU	SM 4500-H ⁺	n/a	n/a	
151229-TSS	Solids, Total Suspended	nd	2.5	mg/L	SM 2540 D	12/29/2015	TW	
151224-Sulfate	Sulfate	nd	0.10	mg/L	EPA 300.0	12/24/2015	FW	
151224-Turbidity	Turbidity	n/a	n/a	NTU	SM 2130 B	n/a	n/a	

WA-DOE-Laboratory Certification No.: C890

"MRL" indicates Method Reporting Limit

"RPD" indicates Relative Percent Difference

"nd" indicates the analyte was not detected at or above the listed Method Reporting Limit.

"n/a" indicates not applicable


Comments and Explanations: None

Data reviewed by:



DRAGON ANALYTICAL LABORATORY

530 A1 Ronlee Ln, Olympia, WA 98502
(360) 866-0543



Hazardous Waste, Microbiology, NPDES, Potable and Non-potable Water
Mobile Environmental Laboratory

Rainbow Valley Landfill, Inc.

DAL Project No.: 151223-11

Project Name: RVL

Project No.: n/a

QUALITY CONTROL RESULTS Duplicate Sample

SAMPLE BAJCH	PARAMETER	RESULT	DUP. RESULT	UNITS	ANALYTICAL METHOD	RPD (%)	LIMITS (%)	ANALYSIS DATE	ANALYST	DATA FLAGS
151229-BOD	BOD ₅	203	158	mg/L	SM 5210 B	24.4	±35	12/29/2015	EK/JG	
151224-Chloride	Chloride	4.5	4.5	mg/L	EPA 300.0	0.42	±35	12/24/2015	FW	
160107-COD	COD	18.3	16.6	mg/L	SM 5220 D	9.5	±35	1/7/2016	JB	
160105-NH ³	Nitrogen, Ammonia	17.1	19.3	mg/L	SM 4500-NH ₃ D	12.4	±35	1/5/2016	JB	
151224-NO ²	Nitrogen, Nitrate	nd	nd	mg/L	EPA 300.0	0.00	±35	12/24/2015	FW	
151224-NO	Nitrogen, Nitrite	nd	nd	mg/L	EPA 300.0	0.00	±35	12/24/2015	FW	
160105-FOG	Oil and Grease	n/a	n/a	mg/L	EPA 1664	n/a	n/a	n/a	n/a	
151223-pH	pH	6.3	6.3	SU	SM 4500-H ⁺	0.47	±35	12/23/2015	NJ	(1)
151229-TSS	Solids, Total Suspended	12.0	15.6	mg/L	SM 2540 D	26.1	±35	12/29/2015	TW	
151224-Sulfate	Sulfate	3.8	3.8	mg/L	EPA 300.0	0.078	±35	12/24/2015	FW	
151224-Turbidity	Turbidity	6.9	6.8	NTU	SM 2130 B	0.88	±35	12/24/2015	TW	

WA-DOE-Laboratory Certification No.: C890

"MRL" indicates Method Reporting Limit

"RPD" indicates Relative Percent Difference

"nd" indicates the analyte was not detected at or above the listed Method Reporting Limit.

"n/a" indicates not applicable


Comments and Explanations: A (1) flag indicates an estimated value, because the sample was received and therefore analyzed outside of the recommended and regulatory hold time of 15 minutes.

Data reviewed by:



DRAGON ANALYTICAL LABORATORY

530 A1 Ronlee Ln, Olympia, WA 98502
(360) 866-0543



Hazardous Waste, Microbiology, NPDES, Potable and Non-potable Water
Mobile Environmental Laboratory

Rainbow Valley Landfill, Inc.

DAL Project No.: 151223-11

Project Name: RVL

Project No.: n/a

QUALITY CONTROL RESULTS Laboratory Fortified Blank

SAMPLE BATCH	PARAMETER	LFB RESULT	TRUE VALUE	UNITS	ANALYTICAL METHOD	RECOVERY (%)	LIMITS (%)	ANALYSIS DATE	ANALYST	DATA FLAGS
151229-BOD	BOD ₅ (GGA)	n/a	n/a	mg/L	SM 5210 B	n/a	n/a	n/a	n/a	
151224-Chloride	Chloride	0.54	0.5	mg/L	EPA 300.0	107	65.0-135	12/24/2015	FW	
160107-COD	COD	94.4	100	mg/L	SM 5220 D	94.4	65.0-135	1/7/2016	JB	
160105-NH ₃	Nitrogen, Ammonia	1.2	1.0	mg/L	SM 4500-NH ₃ D	124	65.0-135	1/5/2016	JB	
151224-NO ₂	Nitrogen, Nitrate	0.49	0.5	mg/L	EPA 300.0	97.6	65.0-135	12/24/2015	FW	
151224-NO	Nitrogen, Nitrite	0.54	0.5	mg/L	EPA 300.0	107	65.0-135	12/24/2015	FW	
160105-FOG	Oil and Grease (PAR)	34.7	40.0	mg/L	EPA 1664	86.8	78.0-114	1/5/2016	JB	
151223-pH	pH	7.0	7.0	SU	SM 4500-H ⁺	100	65.0-135	12/23/2015	NJ	
151229-TSS	Solids, Total Suspended	202	250	mg/L	SM 2540 D	80.8	65.0-135	12/29/2015	TW	
151224-Sulfate	Sulfate	0.55	0.5	mg/L	EPA 300.0	110	65.0-135	12/24/2015	FW	
151224-Turbidity	Turbidity	10.0	10.0	NTU	SM 2130 B	100	65.0-135	12/24/2015	TW	

WA-DOE-Laboratory Certification No.: C890

"RPD" indicates Relative Percent Difference

"nd" indicates the analyte was not detected at or above the listed Method Reporting Limit.

"n/a" indicates not applicable


Comments and Explanations: None

Data reviewed by:



DRAGON ANALYTICAL LABORATORY

530 A1 Ronlee Ln, Olympia, WA 98502
(360) 866-0543



Hazardous Waste, Microbiology, NPDES, Potable and Non-potable Water
Mobile Environmental Laboratory

Rainbow Valley Landfill, Inc.
DAL Project No.: 151223-11

Project Name: RVL
Project No.: n/a

QUALITY CONTROL RESULTS Matrix Spike/Matrix Spike Duplicate

SAMPLE BATCH	PARAMETER	MS RESULT	MSD RESULT	TRUE VALUE	UNITS	ANALYTICAL METHOD	RPD (%)	LIMITS (%)	ANALYSIS DATE	ANALYST	DATA FLAGS
151229-BOD	BOD ₅	n/a	n/a	n/a	mg/L	SM 5210 B	n/a	n/a	n/a	n/a	
151224-Chloride	Chloride	0.50	0.50	0.5	mg/L	EPA 300.0	0.80	±35	12/24/2015	FW	
160107-COD	COD	89.4	99.3	100	mg/L	SM 5220 D	10.5	±35	1/7/2016	JB	
160105-NH ³	Nitrogen, Ammonia	1.4	1.4	1.0	mg/L	SM 4500-NH ₃ D	1.2	±35	1/5/2016	JB	
151224-NO ²	Nitrogen, Nitrate	0.51	0.50	0.5	mg/L	EPA 300.0	0.40	±35	12/24/2015	FW	
151224-NO	Nitrogen, Nitrite	0.51	0.52	0.5	mg/L	EPA 300.0	3.3	±35	12/24/2015	FW	
160105-FOG	Oil and Grease	n/a	n/a	n/a	mg/L	EPA 1664	n/a	n/a	n/a	n/a	
151223-pH	pH	n/a	n/a	n/a	SU	SM 4500-H ⁺	n/a	n/a	n/a	n/a	
151229-TSS	Solids, Total Suspended	n/a	n/a	n/a	mg/L	SM 2540 D	n/a	n/a	n/a	n/a	
151224-Sulfate	Sulfate	0.50	0.50	0.5	mg/L	EPA 300.0	0.80	±35	12/24/2015	FW	
151224-Turbidity	Turbidity	n/a	n/a	n/a	NTU	SM 2130 B	n/a	n/a	n/a	n/a	

WA-DOE-Laboratory Certification No.: C890

"RPD" indicates Relative Percent Difference

"nd" indicates the analyte was not detected at or above the listed Method Reporting Limit.

"n/a" indicates not applicable

Comments and Explanations: None

Data reviewed by: