

# **Fact Sheet for State Waste Discharge Permit ST0501329**

**Sakata Seed America Inc.**

**Date of Public Notice of Draft: October 28, 2020**

**Effective Date: February 1, 2021**

## **Purpose of this fact sheet**

This fact sheet explains and documents the decisions the Department of Ecology (Ecology) made in drafting the proposed State Waste Discharge permit for Sakata Seed America Inc. (Sakata Seed) that will allow discharge of wastewater to the Burlington Wastewater Treatment Plant (WWTP).

State law requires any commercial or industrial facility to obtain a permit before discharging waste or chemicals to municipal sanitary sewer collection and treatment systems.

Ecology makes the draft permit and fact sheet available for public review and comment at least 30 days before it issues the final permit to the facility operator. Copies of the fact sheet and draft permit for Sakata Seed, State Waste Discharge permit ST0501329, were available for public review and comment from October 28, 2020 until the close of business November 30, 2020. For more details on preparing and filing comments about these documents, please see **Appendix A - Public Involvement Information**.

Sakata Seed reviewed the draft permit and fact sheet for factual accuracy. Ecology corrected any errors or omissions about the facility's location, history, product type, production rate, or discharges prior to publishing this draft fact sheet for public notice.

After the public comment period closes, Ecology will summarize substantive comments and our responses to them. Ecology included our summary and responses to comments to this fact sheet as **Appendix E - Response to Comments**, and publish it when we issue the final State Waste Discharge permit. Ecology generally will not revise the rest of the fact sheet. The full document will become part of the legal history contained in the facility's permit file.

## **Summary**

Sakata Seed washes, cleans, and packages vegetable seeds for worldwide sales. This is the first permit issued to Sakata Seed for the discharge of seed washing and cleaning wastewater from this facility to the Burlington WWTP. The proposed permit includes monitoring and a requirement to prepare and submit an operations and maintenance manual.

## Table of Contents

<b><i>I.</i></b>	<b><i>Introduction .....</i></b>	<b><i>4</i></b>
<b><i>II.</i></b>	<b><i>Background Information .....</i></b>	<b><i>5</i></b>
<b><i>A.</i></b>	<b><i>Facility description .....</i></b>	<b><i>7</i></b>
	History.....	7
	Industrial process(s).....	7
	Wastewater pretreatment.....	8
<b><i>B.</i></b>	<b><i>Discharge location to the City of Burlington WWTP .....</i></b>	<b><i>8</i></b>
<b><i>C.</i></b>	<b><i>Wastewater characterization .....</i></b>	<b><i>8</i></b>
<b><i>D.</i></b>	<b><i>State environmental policy act (SEPA) compliance.....</i></b>	<b><i>8</i></b>
<b><i>III.</i></b>	<b><i>Proposed Permit Limits.....</i></b>	<b><i>9</i></b>
<b><i>A.</i></b>	<b><i>Design criteria.....</i></b>	<b><i>9</i></b>
<b><i>B.</i></b>	<b><i>Technology-based effluent limits.....</i></b>	<b><i>10</i></b>
<b><i>C.</i></b>	<b><i>Effluent limits based on local limits .....</i></b>	<b><i>11</i></b>
<b><i>IV.</i></b>	<b><i>Monitoring Requirements .....</i></b>	<b><i>11</i></b>
<b><i>A.</i></b>	<b><i>Lab accreditation.....</i></b>	<b><i>11</i></b>
<b><i>B.</i></b>	<b><i>Wastewater monitoring .....</i></b>	<b><i>11</i></b>
<b><i>V.</i></b>	<b><i>Other Permit Conditions .....</i></b>	<b><i>12</i></b>
<b><i>A.</i></b>	<b><i>Reporting and recordkeeping .....</i></b>	<b><i>12</i></b>
<b><i>B.</i></b>	<b><i>Operations and maintenance .....</i></b>	<b><i>12</i></b>
<b><i>C.</i></b>	<b><i>Prohibited discharges.....</i></b>	<b><i>12</i></b>
<b><i>D.</i></b>	<b><i>Dilution prohibited.....</i></b>	<b><i>12</i></b>
<b><i>E.</i></b>	<b><i>Non-routine and unanticipated wastewater .....</i></b>	<b><i>12</i></b>
<b><i>F.</i></b>	<b><i>General conditions .....</i></b>	<b><i>13</i></b>
<b><i>VI.</i></b>	<b><i>Public Notification of Noncompliance .....</i></b>	<b><i>13</i></b>
<b><i>VII.</i></b>	<b><i>Permit Issuance Procedures .....</i></b>	<b><i>13</i></b>
<b><i>A.</i></b>	<b><i>Permit modifications.....</i></b>	<b><i>13</i></b>
<b><i>B.</i></b>	<b><i>Proposed permit issuance .....</i></b>	<b><i>13</i></b>
<b><i>VIII.</i></b>	<b><i>References for Text and Appendices .....</i></b>	<b><i>13</i></b>
	<b><i>Appendix A - Public Involvement Information .....</i></b>	<b><i>14</i></b>

<b><i>Appendix B - Your Right to Appeal .....</i></b>	<b><i>15</i></b>
<b><i>Appendix C - Glossary .....</i></b>	<b><i>16</i></b>
<b><i>Appendix D – Process Schematics.....</i></b>	<b><i>24</i></b>
<b><i>Appendix E - Response to Comments.....</i></b>	<b><i>27</i></b>

## List of Tables

Table 1: General Facility Information .....	5
Table 2: Design Criteria for the Sakata Seed WWTP .....	10
Table 3: Technology Based Effluent Limits .....	10

## List of Figures

Figure 1: Facility Location Map .....	6
Figure 2: Sakata Seed process diagram (Biorinse Tanks and chemical feeds) .....	25
Figure 3: Sakata Seed process diagram (Reuse Tanks and pretreatment system).....	26

## I. Introduction

The legislature defined Ecology's authority and obligations for the wastewater discharge permit program in the Water Pollution Control law, chapter 90.48 RCW (Revised Code of Washington).

Ecology adopted rules describing how it exercises its authority:

- State waste discharge program (chapter 173-216 WAC)
- Submission of plans and reports for construction of wastewater facilities (chapter 173-240 WAC)

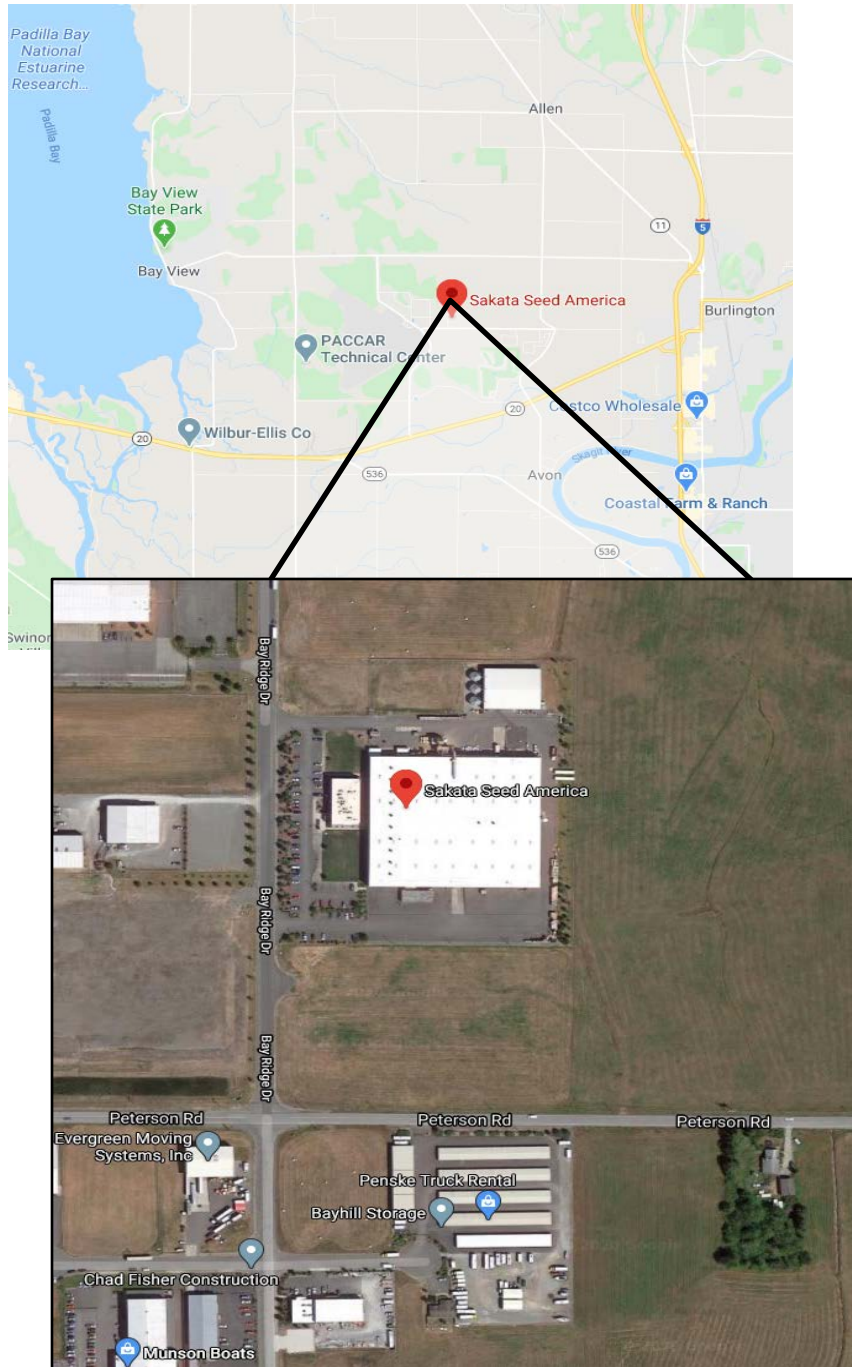
These rules require any industrial facility owner/operator to obtain a State Waste Discharge permit before discharging wastewater to state waters. This rule includes commercial or industrial discharges to sewerage systems operated by municipalities or public entities which discharge into public waters of the state. They also help define the basis for limits on each discharge and for other performance requirements imposed by the permit.

Under the State Waste Discharge permit program and in response to a complete and accepted permit application, Ecology generally prepares a draft permit and accompanying fact sheet, and makes it available for public review before final issuance. If the volume of the discharge has not changed or if the characteristics of the discharge have not changed Ecology may choose not to issue a public notice. When Ecology publishes an announcement (public notice); it tells people where they can read the draft permit, and where to send their comments, during a period of 30 days. (See **Appendix A - Public Involvement Information** for more detail about the public notice and comment procedures). After the public comment period ends, Ecology may make changes to the draft State Waste Discharge permit in response to comment(s). Ecology will summarize the responses to comments and any changes to the permit in **Appendix E**.

## II. Background Information

**Table 1: General Facility Information**

Facility Information	
Applicant	Sakata Seed America Inc.
Facility Name and Address	Sakata Seed America Inc. 11857 Bay Ridge Drive Burlington, WA 98233
Contact at Facility	Name: Shawn Lietz Title: Operations Manager Telephone #: (360) 941-4005
Responsible Official	Name: Shawn Lietz Title: Operations Manager Address: 11857 Bay Ridge Drive Burlington, WA 98233 Telephone #: (360) 941-4005
Industrial User Type	Minor Industrial User
Industry Type	Seed washing and preparation
Permit Fee Category (WAC 173-224-040(2))	Vegetable/Bulb Washing Facilities; b. 1,000 - < 5,000 gpd
Type of Treatment by Industry	Filtration, pH neutralization, and dechlorination
SIC Codes	5191
NAIC Codes	424910
Facility Location (NAD83/WGS84 reference datum)	Latitude: 48.474 Longitude: -122.402
Treatment Plant Receiving Discharge	Burlington Wastewater Treatment Plant (WWTP), NPDES Permit No. WA0020150
Discharge Location of the Burlington WWTP (NAD83/WGS84 reference datum)	Latitude: 48.467 Longitude: -122.310
Permit Status	
Application for Permit Submittal Date	February 13, 2020
Date of Ecology Acceptance of Application	February 26, 2020



**Figure 1: Facility Location Map**

## **A. Facility description**

### **History**

The Sakata Seed facility is a newly constructed facility with a pretreatment system. The proposed permit is the first permit issued to Sakata Seed for this location.

### **Industrial process(s)**

Sakata Seed contracts with growers to grow their internal genetic seeds. The Sakata Seed facility receives the vegetable seeds from contracted growers, cleans the seeds, chemically enhances the seeds if needed, and packages the seeds for worldwide sales.

Sakata Seed produces approximately 1.2 million pounds of washed and cleaned spinach, carrot, and beet seeds. The type and quantity of seeds may vary year to year. The facility will typically operate 8 hours per day, 5 days per week.

Seed preparation occurs in four main steps: Initial seed washing, seed cleaning and enhancing, second seed washing, and final preparation. Process diagrams are included in **Appendix D**.

Initial seed washing: A batch of seeds is placed in one of two Biorinse Treatment Tanks (Biorinse). Approximately 1,000 gallons of fresh water is added to the Biorinse tank for initial seed rinsing. A small amount of TWEEN 20, a nonionic detergent, is added as a surfactant to aid in dirt/debris removal from seeds. The rinse water is then filtered to the Water Reuse Tank. The filter is meant to remove any dust or other small particles that are washed from the seeds. Two filter mesh sizes are available for use; 25 and 50 micrometers. It is possible that the mesh size will need to be varied depending on the seed being processed. Seeds remain in the Biorinse Tank.

Seed cleaning and enhancing: An additional 1,000 gallons of fresh water is added to the Biorinse tank along with bleach (sodium hypochlorite) and hydrochloric acid. After the necessary contact time, the wastewater is filtered to the Neutralized Bleach (NB) Reuse Tank. Seeds remain in the Biorinse Tank.

Second seed washing: 1000 gallons of water from the Water Reuse tank is added to the Biorinse tank for a second seed washing. The wastewater is then filtered back into the Water Reuse Tank.

Final preparation: Seeds are removed from the Biorinse Tank onto a drying rack. After drying, seeds are packaged for sale.

The entire process at Sakata Seed is automated to deliver only a set volume of water and chemical (TWEEN 20, bleach, or acid) to the Biorinse Tanks. Each Biorinse Tank is capable of holding a maximum of 1,000 gallons of liquid. Sakata Seed also has the capability to reuse wastewater for processing for up to 10 batches of seeds per Biorinse Tank, which significantly reduces the total discharge volume from this site. Fresh water

is only used when all wastewater has been treated and discharged, or as make up water to account for evaporation or seed absorption. Water in the Water Reuse Tank is only reused for initial and second seed washings. Water in the NB Reuse Tank is only reused for seed cleaning. Additional TWEEN 20, bleach, or acid is only added to ensure proper activation for the appropriate step, which significantly reduces this facility's chemical use.

### **Wastewater pretreatment**

The Water Reuse Tank and NB Reuse Tank are used for pretreatment prior to discharging wastewater to the sanitary sewer. Both tanks have a capacity of 6,000 gallons, but due to the automated operation of the system, will only hold a maximum of 2,000 gallons each at any given time.

When wastewater needs to be discharged, it will be neutralized with ascorbic acid, to lower the total chlorine level to below 4 mg/L, and soda ash, to adjust the pH to 6.5-7. Wastewater in both the Water Reuse Tank and NB Reuse Tank are treated separately, with the wastewater in the NB Reuse Tank likely requiring more treatment than the Water Reuse Tank. Wastewater is circulated through the tank via piping that runs through a total chlorine and pH sensor. Wastewater is circulated until the total chlorine and pH set points are met. Discharge valves are then automatically opened to discharge until all wastewater from the tank is discharged. Automated operation of the Water Reuse Tank and NB Reuse Tank are separate.

Samples are taken out of the sewer discharge line after treated wastewater from the Water Reuse and NB Reuse Tanks combine.

All automated operation of the process and wastewater treatment system is controlled by a Programmable Logic Control (PLC) system. Valves and process equipment are accessible for manual operation in case of emergency.

## **B. Discharge location to the City of Burlington WWTP**

The Burlington WWTP employs secondary treatment and disinfection. The maximum monthly design flow is 3.79 million gallons per day. Treated wastewater is discharged to the Skagit River and is regulated by NPDES permit number WA0020150.

## **C. Wastewater characterization**

At the time of permit drafting, the operation at Sakata Seed had not yet started. There is no wastewater characterization data available for this site yet.

## **D. State environmental policy act (SEPA) compliance**

To meet the intent of SEPA, new discharges must undergo SEPA review during the permitting process. The building now occupied by Sakata Seed underwent SEPA during



the original development and utility connection of the manufacturing site in 2006. Transform, LLC submitted a SEPA checklist with Skagit County and Skagit County issued a mitigated determination of non-significance for the project on August 15, 2006 (File #PL06-0672).

Sakata Seed inquired with Skagit County if an additional SEPA checklist had to be prepared for additional building or other needs in March 2020, Skagit County confirmed that no additional SEPA was required.

### **III. Proposed Permit Limits**

State regulations require that Ecology base limits in a State Waste Discharge permit on the:

- Technology and treatment methods available to treat specific pollutants (technology-based). Technology-based limits are set by the EPA and published as a regulation (40 CFR 400 - 471), or Ecology develops limits on a case-by-case basis (40 CFR 125.3, and RCW 90.48). Dischargers must treat wastewater using all known, available, reasonable methods of prevention, control, and treatment (AKART).
- Effects of the pollutants on the publicly-owned treatment works (POTW). Wastewater must not interfere with the operation of the POTW. Ecology considers local limits in developing permit limits.
- Applicable requirements of other local, state and federal laws.

Ecology applies the most stringent of these limits to each parameter of concern and further describes the proposed limits below.

The limits in this permit reflect information received in the application and from supporting reports (engineering, hydrogeology, monitoring, etc.). Ecology evaluated the permit application and determined the limits needed to comply with the rules adopted by the state of Washington. Ecology does not develop effluent limits for all reported pollutants. Some pollutants are not treatable at the concentrations reported, are not controllable at the source, and are not listed in regulation.

Ecology does not usually develop permit limits for pollutants not reported in the permit application but may be present in the discharge. The permit does not authorize the discharge of the non-reported pollutants. During the five-year permit term, the facility's effluent discharge conditions may change from those conditions reported in the permit application. The facility must notify Ecology if significant changes occur in any constituent. Until Ecology modifies the permit to reflect additional discharge of pollutants, a permitted facility could be violating its permit.

#### **A. Design criteria**

Under WAC 173-216-110 (4), neither flows nor waste loadings may exceed approved design criteria. Sakata Seed submitted a conceptual plan, in accordance with WAC 173-

240, to Ecology on June 29, 2020. The documents submitted included the *Sakata – Process description water reuse and Complete Biorinse setup Sakata US incl. water reuse* (system drawings). Ecology approved the conceptual plan on October 12, 2020.

**Table 2: Design Criteria for the Sakata Seed WWTP**

Parameter	Design Value
Effluent total residual chlorine	4 mg/L
Effluent pH	Between 6.0 and 10.0 standard units

## **B. Technology-based effluent limits**

Waste discharge permits issued by Ecology specify conditions requiring all available and reasonable methods of prevention, control, and treatment (AKART) of discharges to waters of the state (RCW 90.48).

There are no existing federal categorical limits for this facility, as found under 40 CFR Chapter I Subchapter N.

The state waste discharge permit regulations include restrictions and prohibitions to protect publicly-owned sewerage systems. A facility may not discharge any wastewater having a pH less than 5.0 or greater than 11.0 or having any other corrosive property capable of causing damage or hazard to structures, equipment, or personnel unless the:

- System is specifically designed to accommodate such discharge.
- Discharge is authorized by a permit (WAC 173-216-060).

Federal regulations (40 CFR 403.5b) also prohibits the discharge of pollutants which will cause corrosive structural damage to the POTW, but in no case discharges with pH lower than 5.0, unless the collection and treatment system is designed to accommodate such discharges.

Ecology determined the facility meets the minimum requirements demonstrating compliance with the AKART standard and federal effluent guidelines if Sakata Seed operates the treatment and disposal system as described in the approved conceptual plan and any subsequent Ecology approved reports.

The following permit limits are necessary to satisfy the requirement for AKART:

**Table 3: Technology Based Effluent Limits**

Parameter	Daily Minimum	Daily Maximum
pH	5.0 standard units	11.0 standard units

Ecology included an upper pH limit of 10 standard units in the proposed permit because Sakata Seed stated the ability to meet that level in their conceptual plan.

### **C. Effluent limits based on local limits**

Pollutant concentrations in the proposed discharge with technology-based controls in place will not cause problems at the receiving POTW such as interference, pass-through or hazardous exposure conditions to POTW workers nor will it result in unacceptable pollutant levels in the POTW's sludge/biosolids.

The City of Burlington does not have specific pretreatment local limits codified. Ecology generally includes a maximum daily discharge limit in permits. However, the City of Burlington requested Sakata Seed meet an average flow value. Therefore, Ecology included a monthly average flow limit in the proposed permit.

## **IV. Monitoring Requirements**

Ecology requires monitoring, recording, and reporting (WAC 173-216-110) to verify that the treatment process functions correctly and that the discharge complies with the permit's effluent limits.

If a facility uses a contract laboratory to monitor wastewater, it must ensure that the laboratory uses the methods and meets or exceeds the method detection levels required by the permit. The permit describes when facilities may use alternative methods. It also describes what to do in certain situations when the laboratory encounters matrix effects. When a facility uses an alternative method as allowed by the permit, it must report the test method, detection level (DL), and quantitation level (QL) on the discharge monitoring report or in the required report.

### **A. Lab accreditation**

Ecology requires that facilities must use a laboratory registered or accredited under the provisions of chapter 173-50 WAC, Accreditation of Environmental Laboratories, to prepare all monitoring data (with the exception of certain parameters).

### **B. Wastewater monitoring**

Ecology details the proposed monitoring schedule under Special Condition S2. Specified monitoring frequencies take into account the quantity and variability of the discharge, the treatment method, past compliance, significance of pollutants, and cost of monitoring.

The proposed permit requires additional monitoring of BOD<sub>5</sub>, TSS, total kjeldahl nitrogen, and nitrate-nitrite to further characterize the facility's wastewater. Ecology will evaluate the necessity of continuing this monitoring during the next permit renewal.

## **V. Other Permit Conditions**

### **A. Reporting and recordkeeping**

Ecology based Special Condition S3 on its authority to specify any appropriate reporting and recordkeeping requirements to prevent and control waste discharges [WAC 173-216-110 and CFR 403.12 (e),(g), and (h)].

### **B. Operations and maintenance**

Ecology requires dischargers to take all reasonable steps to properly operate and maintain their wastewater treatment system in accordance with state regulations (WAC 173-240-080 and WAC 173-216-110). The facility must prepare and submit an updated of an operation and maintenance (O&M) manual as required by state regulation for the construction of wastewater treatment facilities (WAC 173-240-150). Implementation of the procedures in the operation and maintenance manual ensures the facility's compliance with the terms and limits in the permit.

### **C. Prohibited discharges**

Ecology prohibits certain pollutants from being discharged to the POTW. These include substances which cause pass-through or interference, pollutants which may cause damage to the POTW or harm to the POTW workers (chapter 173-216 WAC) and the discharge of designated dangerous wastes not authorized by this permit (chapter 173-303 WAC).

### **D. Dilution prohibited**

Ecology prohibits the facility from diluting its effluent as a partial or complete substitute for adequate treatment to achieve compliance with permit limits.

### **E. Non-routine and unanticipated wastewater**

Occasionally, this facility may generate wastewater not characterized in the permit application because it is not a routine discharge and the facility did not anticipate it at the time of application. These wastes typically consist of waters used to pressure-test storage tanks or fire water systems or of leaks from drinking water systems.

The permit authorizes the discharge of non-routine and unanticipated wastewater under certain conditions. The facility must characterize these waste waters for pollutants and examine the opportunities for reuse. Depending on the nature and extent of pollutants in this wastewater and on any opportunities for reuse, Ecology may:

- Authorize the facility to discharge the water.
- Require the facility to treat the wastewater.

- Require the facility to reuse the wastewater.

## **F. General conditions**

Ecology bases the standardized general conditions on state law and regulations. They are included in all state waste discharge permits issued by Ecology.

## **VI. Public Notification of Noncompliance**

Ecology may annually publish a list of all industrial users in significant noncompliance with Pretreatment Standards or Requirements during any of the previous four quarters in a local newspaper. Accordingly, this permit Special Condition informs the Facility that noncompliance with this permit may result in publication of the noncompliance.

## **VII. Permit Issuance Procedures**

### **A. Permit modifications**

Ecology may modify this permit to impose or change the numerical limits, if necessary to comply with changes in the pretreatment requirements, conditions in local sewer ordinances, or based on new information from sources such as inspections and effluent monitoring. It may also modify this permit to comply with new or amended state or federal regulations.

### **B. Proposed permit issuance**

This proposed permit meets all statutory requirements for authorizing a wastewater discharge, including those limits and conditions believed necessary to control toxics. Ecology proposes that the permit be issued for five years.

## **VIII. References for Text and Appendices**

Washington State Department of Ecology.

[Laws, Rules & Rulemaking](https://ecology.wa.gov/About-us/How-we-operate/rulemaking) (https://ecology.wa.gov/About-us/How-we-operate/rulemaking)

[Permit and Wastewater Related Information](https://ecology.wa.gov/Regulations-Permits/Guidance-technical-assistance/Water-quality-permits-guidance) (https://ecology.wa.gov/Regulations-Permits/Guidance-technical-assistance/Water-quality-permits-guidance)

[Permit Writer's Manual](https://fortress.wa.gov/ecy/publications/documents/92109.pdf), January 2015. Publication Number 92-109  
(https://fortress.wa.gov/ecy/publications/documents/92109.pdf)

Focus Sheet on [Developing a Solid Waste Control Plan](#) for Industrial Wastewater Discharge Permittees, February 2007. Publication Number 07-10-024.

(<https://fortress.wa.gov/ecy/publications/documents/0710024.pdf>)

## **Appendix A - Public Involvement Information**

Ecology proposes to issue a permit to Sakata Seed. The permit includes wastewater discharge limits and other conditions. This fact sheet describes the facility and Ecology's reasons for requiring permit conditions.

Ecology placed a Public Notice of Application on March 3, 2020 and March 9, 2020 in the Skagit Valley Herald to inform the public about the submitted application and to invite comment on the issuance of this permit.

Ecology placed a Public Notice of Draft on October 28, 2020 in the Skagit Valley Herald to inform the public and to invite comment on the proposed draft State Waste Discharge permit and fact sheet.

The notice:

- Told where copies of the draft Permit and Fact Sheet are available for public evaluation (a local public library, the closest Regional or Field Office, posted on our website).
- Offered to provide the documents in an alternate format to accommodate special needs.
- Urged people to submit their comments, in writing, before the end of the Comment Period
- Told how to request a public hearing of comments about the proposed state waste discharge permit.
- Explained the next step(s) in the permitting process.

Ecology has published a document entitled [Frequently Asked Questions about Effective Public Commenting](https://fortress.wa.gov/ecy/publications/documents/0307023.pdf), available at <https://fortress.wa.gov/ecy/publications/documents/0307023.pdf>.

You may obtain further information from Ecology by telephone, (425) 649-7000, or by writing to the address listed below.

Water Quality Permit Coordinator  
Department of Ecology  
Northwest Regional Office  
3190 160<sup>th</sup> Avenue SE  
Bellevue, WA 98008-5452

The primary author of this permit and fact sheet is Maia Hoffman.

## Appendix B - Your Right to Appeal

You have a right to appeal this permit to the Pollution Control Hearing Board (PCHB) within 30 days of the date of receipt of the final permit. The appeal process is governed by chapter 43.21B RCW and chapter 371-08 WAC. "Date of receipt" is defined in RCW 43.21B.001(2) (see glossary).

To appeal you must do the following within 30 days of the date of receipt of this permit:

- File your appeal and a copy of this permit with the PCHB (see addresses below). Filing means actual receipt by the PCHB during regular business hours.
- Serve a copy of your appeal and this permit on Ecology in paper form - by mail or in person. (See addresses below.) E-mail is not accepted.

You must also comply with other applicable requirements in chapter 43.21B RCW and chapter 371-08 WAC.

### ADDRESS AND LOCATION INFORMATION

Street Addresses	Mailing Addresses
<b>Department of Ecology</b> Attn: Appeals Processing Desk 300 Desmond Drive SE Lacey, WA 98503	<b>Department of Ecology</b> Attn: Appeals Processing Desk PO Box 47608 Olympia, WA 98504-7608
<b>Pollution Control Hearings Board</b> 1111 Israel RD SW STE 301 Tumwater, WA 98501	<b>Pollution Control Hearings Board</b> PO Box 40903 Olympia, WA 98504-0903

## Appendix C - Glossary

**1-DMax or 1-day maximum temperature** -- The highest water temperature reached on any given day. This measure can be obtained using calibrated maximum/minimum thermometers or continuous monitoring probes having sampling intervals of thirty minutes or less.

**7-DADMax or 7-day average of the daily maximum temperatures** - The arithmetic average of seven consecutive measures of daily maximum temperatures. The 7-DADMax for any individual day is calculated by averaging that day's daily maximum temperature with the daily maximum temperatures of the three days prior and the three days after that date.

**Acute toxicity** - The lethal effect of a compound on an organism that occurs in a short time period, usually 48 to 96 hours.

**AKART** - The acronym for "all known, available, and reasonable methods of prevention, control and treatment." AKART is a technology-based approach to limiting pollutants from wastewater discharges, which requires an engineering judgment and an economic judgment. AKART must be applied to all wastes and contaminants prior to entry into waters of the state in accordance with RCW 90.48.010 and 520, WAC 173-200-030(2)(c)(ii), and WAC 173-216-110(1)(a).

**Alternate point of compliance** - An alternative location in the groundwater from the point of compliance where compliance with the groundwater standards is measured. It may be established in the groundwater at locations some distance from the discharge source, up to, but not exceeding the property boundary and is determined on a site specific basis following an AKART analysis. An "early warning value" must be used when an alternate point is established. An alternate point of compliance must be determined and approved in accordance with WAC 173-200-060(2).

**Ambient water quality** - The existing environmental condition of the water in a receiving water body.

**Ammonia** - Ammonia is produced by the breakdown of nitrogenous materials in wastewater. Ammonia is toxic to aquatic organisms, exerts an oxygen demand, and contributes to eutrophication. It also increases the amount of chlorine needed to disinfect wastewater.

**Annual average design flow (AADF)** - Average of the daily flow volumes anticipated to occur over a calendar year.

**Average monthly (intermittent) discharge limit** - The average of the measured values obtained over a calendar months' time taking into account zero discharge days.

**Average monthly discharge limit** - The average of the measured values obtained over a calendar months' time.



**Background water quality** - The concentrations of chemical, physical, biological or radiological constituents or other characteristics in or of groundwater at a particular point in time upgradient of an activity that has not been affected by that activity, [WAC 173-200-020(3)]. Background water quality for any parameter is statistically defined as the 95% upper tolerance interval with a 95% confidence based on at least eight hydraulically upgradient water quality samples. The eight samples are collected over a period of at least one year, with no more than one sample collected during any month in a single calendar year.

**Best management practices (BMPs)** - Schedules of activities, prohibitions of practices, maintenance procedures, and other physical, structural and/or managerial practices to prevent or reduce the pollution of waters of the state. BMPs include treatment systems, operating procedures, and practices to control: plant site runoff, spillage or leaks, sludge or waste disposal, or drainage from raw material storage. BMPs may be further categorized as operational, source control, erosion and sediment control, and treatment BMPs.

**BOD5** - Determining the five-day Biochemical Oxygen Demand of an effluent is an indirect way of measuring the quantity of organic material present in an effluent that is utilized by bacteria. The BOD5 is used in modeling to measure the reduction of dissolved oxygen in receiving waters after effluent is discharged. Stress caused by reduced dissolved oxygen levels makes organisms less competitive and less able to sustain their species in the aquatic environment. Although BOD<sub>5</sub> is not a specific compound, it is defined as a conventional pollutant under the federal Clean Water Act.

**Bypass** - The intentional diversion of waste streams from any portion of a treatment facility.

**Categorical pretreatment standards** - National pretreatment standards specifying quantities or concentrations of pollutants or pollutant properties, which may be discharged to a POTW by existing or new industrial users in specific industrial subcategories.

**Chlorine** - A chemical used to disinfect wastewaters of pathogens harmful to human health. It is also extremely toxic to aquatic life.

**Chronic toxicity** - The effect of a compound on an organism over a relatively long time, often 1/10 of an organism's lifespan or more. Chronic toxicity can measure survival, reproduction or growth rates, or other parameters to measure the toxic effects of a compound or combination of compounds.

**Clean water act (CWA)** - The federal Water Pollution Control Act enacted by Public Law 92-500, as amended by Public Laws 95-217, 95-576, 96-483, 97-117; USC 1251 et seq.

**Compliance inspection-without sampling** - A site visit for the purpose of determining the compliance of a facility with the terms and conditions of its permit or with applicable statutes and regulations.

**Compliance inspection-with sampling** - A site visit for the purpose of determining the compliance of a facility with the terms and conditions of its permit or with applicable statutes and regulations. In addition it includes as a minimum, sampling and analysis for all

parameters with limits in the permit to ascertain compliance with those limits; and, for municipal facilities, sampling of influent to ascertain compliance with the 85 percent removal requirement. Ecology may conduct additional sampling.

**Composite sample** - A mixture of grab samples collected at the same sampling point at different times, formed either by continuous sampling or by mixing discrete samples. May be "time-composite" (collected at constant time intervals) or "flow-proportional" (collected either as a constant sample volume at time intervals proportional to stream flow, or collected by increasing the volume of each aliquot as the flow increased while maintaining a constant time interval between the aliquots).

**Construction activity** - Clearing, grading, excavation, and any other activity, which disturbs the surface of the land. Such activities may include road building; construction of residential houses, office buildings, or industrial buildings; and demolition activity.

**Continuous monitoring** - Uninterrupted, unless otherwise noted in the permit.

**Critical condition** - The time during which the combination of receiving water and waste discharge conditions have the highest potential for causing toxicity in the receiving water environment. This situation usually occurs when the flow within a water body is low, thus, its ability to dilute effluent is reduced.

**Date of receipt** - This is defined in RCW 43.21B.001(2) as five business days after the date of mailing; or the date of actual receipt, when the actual receipt date can be proven by a preponderance of the evidence. The recipient's sworn affidavit or declaration indicating the date of receipt, which is unchallenged by the agency, constitutes sufficient evidence of actual receipt. The date of actual receipt, however, may not exceed forty-five days from the date of mailing.

**Detection limit** - The minimum concentration of a substance that can be measured and reported with 99 percent confidence that the pollutant concentration is above zero and is determined from analysis of a sample in a given matrix containing the pollutant.

**Dilution factor (DF)** - A measure of the amount of mixing of effluent and receiving water that occurs at the boundary of the mixing zone. Expressed as the inverse of the percent effluent fraction, for example, a dilution factor of 10 means the effluent comprises 10% by volume and the receiving water 90%.

**Distribution uniformity** - The uniformity of infiltration (or application in the case of sprinkle or trickle irrigation) throughout the field expressed as a percent relating to the average depth infiltrated in the lowest one-quarter of the area to the average depth of water infiltrated.

**Early warning value** - The concentration of a pollutant set in accordance with WAC 173-200-070 that is a percentage of an enforcement limit. It may be established in the effluent, groundwater, surface water, the vadose zone or within the treatment process. This value acts as a trigger to detect and respond to increasing contaminant concentrations prior to the degradation of a beneficial use.

**Enforcement limit** - The concentration assigned to a contaminant in the groundwater at the point of compliance for the purpose of regulation, [WAC 173-200-020(11)]. This limit assures that a groundwater criterion will not be exceeded and that background water quality will be protected.

**Engineering report** - A document that thoroughly examines the engineering and administrative aspects of a particular domestic or industrial wastewater facility. The report must contain the appropriate information required in WAC 173-240-060 or 173-240-130.

**Fecal coliform bacteria** - Fecal coliform bacteria are used as indicators of pathogenic bacteria in the effluent that are harmful to humans. Pathogenic bacteria in wastewater discharges are controlled by disinfecting the wastewater. The presence of high numbers of fecal coliform bacteria in a water body can indicate the recent release of untreated wastewater and/or the presence of animal feces.

**Grab sample** - A single sample or measurement taken at a specific time or over as short a period of time as is feasible.

**Groundwater** - Water in a saturated zone or stratum beneath the surface of land or below a surface water body.

**Industrial user** - A discharger of wastewater to the sanitary sewer that is not sanitary wastewater or is not equivalent to sanitary wastewater in character.

**Industrial wastewater** - Water or liquid-carried waste from industrial or commercial processes, as distinct from domestic wastewater. These wastes may result from any process or activity of industry, manufacture, trade or business; from the development of any natural resource; or from animal operations such as feed lots, poultry houses, or dairies. The term includes contaminated stormwater and, also, leachate from solid waste facilities.

**Interference** - A discharge which, alone or in conjunction with a discharge or discharges from other sources, both:

- Inhibits or disrupts the POTW, its treatment processes or operations, or its sludge processes, use or disposal; and
- Therefore is a cause of a violation of any requirement of the POTW's NPDES permit (including an increase in the magnitude or duration of a violation) or of the prevention of sewage sludge use or disposal in compliance with the following statutory provisions and regulations or permits issued thereunder (or more stringent State or local regulations): Section 405 of the Clean Water Act, the Solid Waste Disposal Act (SWDA) (including title II, more commonly referred to as the Resource Conservation and Recovery Act (RCRA), and including State regulations contained in any State sludge management plan prepared pursuant to subtitle D of the SWDA), sludge regulations appearing in 40 CFR Part 507, the Clean Air Act, the Toxic Substances Control Act, and the Marine Protection, Research and Sanctuaries Act.

**Local limits** - Specific prohibitions or limits on pollutants or pollutant parameters developed by a POTW.

**Major facility** - A facility discharging to surface water with an EPA rating score of > 80 points based on such factors as flow volume, toxic pollutant potential, and public health impact.

**Maximum daily discharge limit** - The highest allowable daily discharge of a pollutant measured during a calendar day or any 24-hour period that reasonably represents the calendar day for purposes of sampling. The daily discharge is the maximum discharge of a pollutant measured during a calendar day.

**Maximum day design flow (MDDF)** - The largest volume of flow anticipated to occur during a one-day period, expressed as a daily average.

**Maximum month design flow (MMDF)** - The largest volume of flow anticipated to occur during a continuous 30-day period, expressed as a daily average.

**Maximum week design flow (MWDF)** - The largest volume of flow anticipated to occur during a continuous 7-day period, expressed as a daily average.

**Method detection level (MDL)** - See Detection Limit.

**Minor facility** - A facility discharging to surface water with an EPA rating score of < 80 points based on such factors as flow volume, toxic pollutant potential, and public health impact.

**Mixing zone** - An area that surrounds an effluent discharge within which water quality criteria may be exceeded. The permit specifies the area of the authorized mixing zone that Ecology defines following procedures outlined in state regulations (chapter 173-201A WAC).

**National pollutant discharge elimination system (NPDES)** - The NPDES (Section 402 of the Clean Water Act) is the federal wastewater permitting system for discharges to navigable waters of the United States. Many states, including the state of Washington, have been delegated the authority to issue these permits. NPDES permits issued by Washington State permit writers are joint NPDES/State permits issued under both state and federal laws.

**pH** - The pH of a liquid measures its acidity or alkalinity. It is the negative logarithm of the hydrogen ion concentration. A pH of 7 is defined as neutral and large variations above or below this value are considered harmful to most aquatic life.

**Pass-through** - A discharge which exits the POTW into waters of the State in quantities or concentrations which, alone or in conjunction with a discharge or discharges from other sources, is a cause of a violation of any requirement of the POTW's NPDES permit (including an increase in the magnitude or duration of a violation), or which is a cause of a violation of State water quality standards.

**Peak hour design flow (PHDF)** - The largest volume of flow anticipated to occur during a one-hour period, expressed as a daily or hourly average.

**Peak instantaneous design flow (PIDF)** - The maximum anticipated instantaneous flow.

**Point of compliance** - The location in the groundwater where the enforcement limit must not be exceeded and a facility must comply with the Ground Water Quality Standards. Ecology determines this limit on a site-specific basis. Ecology locates the point of compliance in the groundwater as near and directly downgradient from the pollutant source as technically, hydrogeologically, and geographically feasible, unless it approves an alternative point of compliance.

**Potential significant industrial user (PSIU)** - A potential significant industrial user is defined as an Industrial User that does not meet the criteria for a Significant Industrial User, but which discharges wastewater meeting one or more of the following criteria:

- a. Exceeds 0.5 % of treatment plant design capacity criteria and discharges <25,000 gallons per day or;
- b. Is a member of a group of similar industrial users which, taken together, have the potential to cause pass through or interference at the POTW (e.g. facilities which develop photographic film or paper, and car washes). Ecology may determine that a discharger initially classified as a potential significant industrial user should be managed as a significant industrial user.

**Quantitation level (QL)** - Also known as Minimum Level of Quantitation (ML) – The lowest level at which the entire analytical system must give a recognizable signal and acceptable calibration point for the analyte. It is equivalent to the concentration of the lowest calibration standard, assuming that the lab has used all method-specified sample weights, volumes, and cleanup procedures. The QL is calculated by multiplying the MDL by 3.18 and rounding the result to the number nearest to  $(1, 2, \text{or } 5) \times 10^n$ , where  $n$  is an integer. (64 FR 30417).

ALSO GIVEN AS:

The smallest detectable concentration of analyte greater than the Detection Limit (DL) where the accuracy (precision & bias) achieves the objectives of the intended purpose. (Report of the Federal Advisory Committee on Detection and Quantitation Approaches and Uses in Clean Water Act Programs Submitted to the US Environmental Protection Agency December 2007).

**Reasonable potential** - A reasonable potential to cause a water quality violation, or loss of sensitive and/or important habitat.

**Responsible corporate officer** - A president, secretary, treasurer, or vice-president of the corporation in charge of a principal business function, or any other person who performs similar policy- or decision-making functions for the corporation, or the manager of one or more manufacturing, production, or operating facilities employing more than 250 persons or have gross annual sales or expenditures exceeding \$25 million (in second quarter 1980 dollars), if authority to sign documents has been assigned or delegated to the manager in accordance with corporate procedures (40 CFR 122.22).

**Sample Maximum** - No sample may exceed this value.

**Significant industrial user (SIU) --**

- 1) All industrial users subject to Categorical Pretreatment Standards under 40 CFR 403.6 and 40 CFR Chapter I, Subchapter N and;
- 2) Any other industrial user that: discharges an average of 25,000 gallons per day or more of process wastewater to the POTW (excluding sanitary, noncontact cooling, and boiler blow-down wastewater); contributes a process wastestream that makes up 5 percent or more of the average dry weather hydraulic or organic capacity of the POTW treatment plant; or is designated as such by the Control Authority\* on the basis that the industrial user has a reasonable potential for adversely affecting the POTW's operation or for violating any pretreatment standard or requirement [in accordance with 40 CFR 403.8(f)(6)].

Upon finding that the industrial user meeting the criteria in paragraph 2, above, has no reasonable potential for adversely affecting the POTW's operation or for violating any pretreatment standard or requirement, the Control Authority\* may at any time, on its own initiative or in response to a petition received from an industrial user or POTW, and in accordance with 40 CFR 403.8(f)(6), determine that such industrial user is not a significant industrial user.

\*The term "Control Authority" refers to the Washington State Department of Ecology in the case of non-delegated POTWs or to the POTW in the case of delegated POTWs.

**Slug discharge** - Any discharge of a non-routine, episodic nature, including but not limited to an accidental spill or a non-customary batch discharge to the POTW. This may include any pollutant released at a flow rate that may cause interference or pass through with the POTW or in any way violate the permit conditions or the POTW's regulations and local limits.

**Soil scientist** - An individual who is registered as a Certified or Registered Professional Soil Scientist or as a Certified Professional Soil Specialist by the American Registry of Certified Professionals in Agronomy, Crops, and Soils or by the National Society of Consulting Scientists or who has the credentials for membership. Minimum requirements for eligibility are: possession of a baccalaureate, masters, or doctorate degree from a U.S. or Canadian institution with a minimum of 30 semester hours or 45 quarter hours professional core courses in agronomy, crops or soils, and have 5,3,or 1 years, respectively, of professional experience working in the area of agronomy, crops, or soils.

**Solid waste** - All putrescible and non-putrescible solid and semisolid wastes including, but not limited to, garbage, rubbish, ashes, industrial wastes, swill, sewage sludge, demolition and construction wastes, abandoned vehicles or parts thereof, contaminated soils and contaminated dredged material, and recyclable materials.

**Soluble BOD<sub>5</sub>** - Determining the soluble fraction of Biochemical Oxygen Demand of an effluent is an indirect way of measuring the quantity of soluble organic material present in an effluent that is utilized by bacteria. Although the soluble BOD<sub>5</sub> test is not specifically described in Standard Methods, filtering the raw sample through at least a 1.2 um filter prior to running the standard BOD<sub>5</sub> test is sufficient to remove the particulate organic fraction.

**State waters** - Lakes, rivers, ponds, streams, inland waters, underground waters, salt waters, and all other surface waters and watercourses within the jurisdiction of the state of Washington.

**Stormwater** - That portion of precipitation that does not naturally percolate into the ground or evaporate, but flows via overland flow, interflow, pipes, and other features of a stormwater drainage system into a defined surface water body, or a constructed infiltration facility.

**Technology-based effluent limit** - A permit limit based on the ability of a treatment method to reduce the pollutant.

**Total coliform bacteria** - A microbiological test, which detects and enumerates the total coliform group of bacteria in water samples.

**Total dissolved solids** - That portion of total solids in water or wastewater that passes through a specific filter.

**Total maximum daily load (TMDL)** - A determination of the amount of pollutant that a water body can receive and still meet water quality standards.

**Total suspended solids (TSS)** - Total suspended solids is the particulate material in an effluent. Large quantities of TSS discharged to a receiving water may result in solids accumulation. Apart from any toxic effects attributable to substances leached out by water, suspended solids may kill fish, shellfish, and other aquatic organisms by causing abrasive injuries and by clogging the gills and respiratory passages of various aquatic fauna. Indirectly, suspended solids can screen out light and can promote and maintain the development of noxious conditions through oxygen depletion.

**Upset** - An exceptional incident in which there is unintentional and temporary noncompliance with technology-based permit effluent limits because of factors beyond the reasonable control of the Permittee. An upset does not include noncompliance to the extent caused by operational error, improperly designed treatment facilities, lack of preventative maintenance, or careless or improper operation.

**Water quality-based effluent limit** - A limit imposed on the concentration of an effluent parameter to prevent the concentration of that parameter from exceeding its water quality criterion after discharge into receiving waters.

## **Appendix D – Process Schematics**



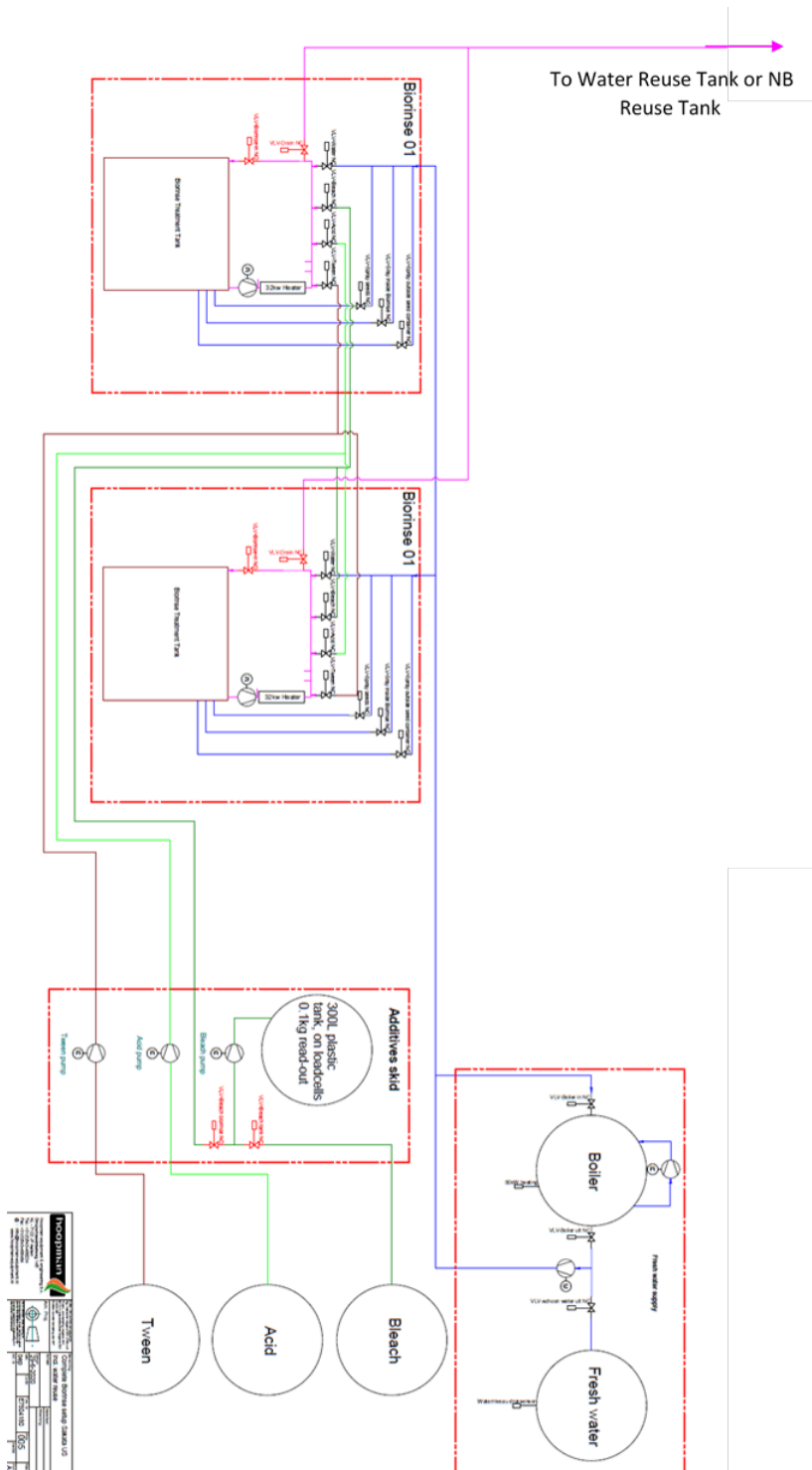
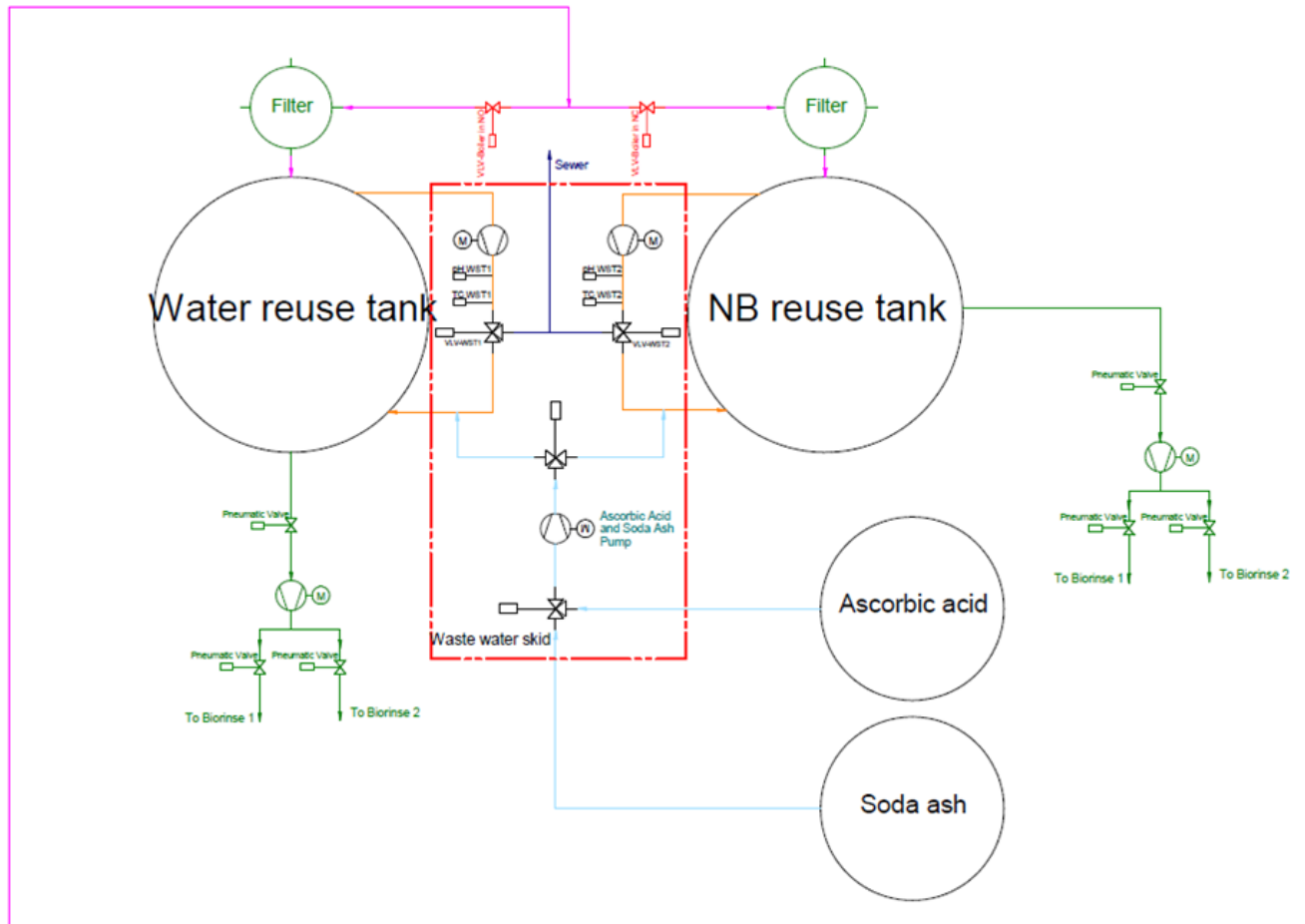


Figure 2: Sakata Seed process diagram (Biorinse Tanks and chemical feeds)



**Figure 3: Sakata Seed process diagram (Reuse Tanks and pretreatment system)**

## **Appendix E - Response to Comments**

Ecology received one comment during the public notice of draft period from Doug Lyons of Poulsbo, Washington.

**Comment:** I am requesting that you give the most possible latitude in issuing permits WA0501329 for Sakata Seed of America. They are a significant contributor to our local economy.

**Response:** Thank you for your time reviewing the permit and fact sheet, and for providing your comments.