

Specialty Analytical

9011 SE Jannsen Rd
Clackamas, OR 97015
TEL: (503) 607-1331

Website: www.specialtyanalytical.com

April 11, 2025

Carter Marr
Weyerhaeuser
3401 Industrial Way
Longview, WA 98632
TEL: (541) 409-7770
FAX:

RE: Priority Pollutants/ Outfall 008B

Order No.: 2410195

Dear Carter Marr:

REVISED REPORT: Please see case narrative for information on revision.

There were no problems with the analysis and all data for associated QC met EPA or laboratory specifications, except where noted in the Case Narrative, or as qualified with flags. Results apply only to the samples analyzed. Without approval of the laboratory, the reproduction of this report is only permitted in its entirety.

If you have any questions regarding these tests, please feel free to call.

Sincerely,

Marty French
Lab Director



DEPARTMENT OF
ECOLOGY
State of Washington

Specialty Analytical Certifications

Accrediting Authority	Laboratory Number
Oregon Laboratory Accreditation Program	4164
Washington Department of Ecology	C804

Current certificates and lists of licensed parameters can be found at specialtyanalytical.com



DEPARTMENT OF
ECOLOGY
State of Washington



Specialty Analytical
9011 SE Jannsen Rd
Clackamas, Oregon 97015
TEL: 503-607-1331 FAX: 503-607-1336
Website: www.specialtyanalytical.com

Case Narrative

WO#: 2410195


Date: 12/13/2024

CLIENT: Weyerhaeuser

Project: Priority Pollutants/ Outfall 008B

Revision 1.

Report revised into MDL format.



Specialty Analytical Analytical Report

9011 SE Jannsen Rd
Clackamas, OR 97015
TEL: (503) 607-1331

WO#: 2410195

Date Reported: 12/13/2024

Website: www.specialtyanalytical.com

CLIENT: Weyerhaeuser

Collection Date: 10/16/2024 11:00:00 AM

Project: Priority Pollutants/ Outfall 008B

Lab ID: 2410195-001

Matrix: WASTE WATER

Client Sample ID: Truck Shop

Analyses	CAS	Result	MDL	Qual	PQL	Units	DF	Date Analyze
----------	-----	--------	-----	------	-----	-------	----	--------------

HEXAVALENT CHROMIUM

218.6

Analyst: MB

Chromium, Hexavalent	18540-29-9	2.49	0.0660		0.500	µg/L	1	10/18/24 12:21
----------------------	------------	------	--------	--	-------	------	---	----------------

PP13 METALS BY 200.8

E200.8

E200.8

Analyst: AC

ICP/MS METALS- TOTAL RECOVERABLE

Antimony	7440-36-0	2.42	0.0210		0.500	µg/L	1	10/18/24 13:54
Arsenic	7440-38-2	0.616	0.0320		0.100	µg/L	1	10/18/24 13:54
Beryllium	7440-41-7	0.0805	0.0100	J	0.100	µg/L	1	10/18/24 13:54
Cadmium	7440-43-9	0.462	0.0130		0.100	µg/L	1	10/18/24 13:54
Chromium	7440-47-3	4.01	0.0130		0.100	µg/L	1	10/18/24 13:54
Copper	7440-50-8	27.8	0.0180		0.500	µg/L	1	10/18/24 13:54
Lead	7439-92-1	1.73	0.0270		0.100	µg/L	1	10/18/24 13:54
Nickel	7440-02-0	5.84	0.0470		0.500	µg/L	1	10/18/24 13:54
Selenium	7782-49-2	ND	0.0440		1.00	µg/L	1	10/18/24 13:54
Silver	7440-22-4	0.0212	0.00500	J	0.100	µg/L	1	10/18/24 13:54
Thallium	7440-28-0	ND	0.374		0.500	µg/L	1	10/18/24 13:54
Zinc	7440-66-6	118	0.110		2.00	µg/L	1	10/18/24 13:54


PURGEABLE ORGANIC COMPOUNDS

E624.1

SW 5030B

Analyst: LB

1,1,1-Trichloroethane	71-55-6	ND	0.0528		0.500	µg/L	1	10/18/24 12:35
1,1,2,2-Tetrachloroethane	79-34-5	ND	0.148		0.500	µg/L	1	10/18/24 12:35
1,1,2-Trichloroethane	79-00-5	ND	0.204		0.500	µg/L	1	10/18/24 12:35
1,1-Dichloroethane	75-34-3	ND	0.0851		0.500	µg/L	1	10/18/24 12:35
1,1-Dichloroethene	75-35-4	ND	0.0964		0.500	µg/L	1	10/18/24 12:35
1,2-Dichlorobenzene	95-50-1	ND	0.0540		0.500	µg/L	1	10/18/24 12:35
1,2-Dichloroethane	107-06-2	ND	0.0870		0.500	µg/L	1	10/18/24 12:35
1,2-Dichloropropane	78-87-5	ND	0.0964		0.500	µg/L	1	10/18/24 12:35
1,3-Dichlorobenzene	541-73-1	ND	0.0655		0.500	µg/L	1	10/18/24 12:35
1,4-Dichlorobenzene	106-46-7	ND	0.0670		0.500	µg/L	1	10/18/24 12:35
2-Chloroethyl vinyl ether	110-75-8	ND	0.360		10.0	µg/L	1	10/18/24 12:35



Specialty Analytical Analytical Report

9011 SE Jannsen Rd
Clackamas, OR 97015
TEL: (503) 607-1331

WO#: 2410195

Date Reported: 12/13/2024

Website: www.specialtyanalytical.com

CLIENT: Weyerhaeuser

Collection Date: 10/16/2024 11:00:00 AM

Project: Priority Pollutants/ Outfall 008B

Lab ID: 2410195-001

Matrix: WASTE WATER

Client Sample ID: Truck Shop

Analyses	CAS	Result	MDL	Qual	PQL	Units	DF	Date Analyze
----------	-----	--------	-----	------	-----	-------	----	--------------

PURGEABLE ORGANIC COMPOUNDS

E624.1

SW 5030B

Analyst: LB

Acrolein	107-02-8	ND	2.00		10.0	µg/L	1	10/18/24 12:35
Acrylonitrile	107-13-1	ND	0.0590		2.00	µg/L	1	10/18/24 12:35
Benzene	71-43-2	ND	0.0310		0.500	µg/L	1	10/18/24 12:35
Bromodichloromethane	75-27-4	ND	0.0550		0.500	µg/L	1	10/18/24 12:35
Bromoform	75-25-2	ND	0.0610		0.500	µg/L	1	10/18/24 12:35
Bromomethane	74-83-9	ND	0.486		0.500	µg/L	1	10/18/24 12:35
Carbon tetrachloride	56-23-5	ND	0.0727		0.500	µg/L	1	10/18/24 12:35
Chlorobenzene	108-90-7	ND	0.0700		0.500	µg/L	1	10/18/24 12:35
Chloroethane	75-00-3	ND	0.203		0.500	µg/L	1	10/18/24 12:35
Chloroform	67-66-3	ND	0.0659		0.500	µg/L	1	10/18/24 12:35
Chloromethane	74-87-3	ND	0.0720		0.500	µg/L	1	10/18/24 12:35
cis-1,3-Dichloropropene	10061-01-5	ND	0.0770		0.500	µg/L	1	10/18/24 12:35
Dibromochloromethane	124-48-1	ND	0.0668		0.500	µg/L	1	10/18/24 12:35
Ethylbenzene	100-41-4	ND	0.0494		0.500	µg/L	1	10/18/24 12:35
Methylene chloride	75-09-2	ND	1.63		20.0	µg/L	1	10/18/24 12:35
Tetrachloroethene	127-18-4	ND	0.220		0.500	µg/L	1	10/18/24 12:35
Toluene	108-88-3	0.320	0.0572	J	0.500	µg/L	1	10/18/24 12:35
trans-1,2-Dichloroethene	156-60-5	ND	0.0830		0.500	µg/L	1	10/18/24 12:35
trans-1,3-Dichloropropene	10061-02-6	ND	0.0393		0.500	µg/L	1	10/18/24 12:35
Trichloroethene	79-01-6	ND	0.0870		0.500	µg/L	1	10/18/24 12:35
Vinyl chloride	75-01-4	ND	0.155		0.500	µg/L	1	10/18/24 12:35
Surr: 1,2-Dichloroethane-d4	17060-07-0	102				%Rec	1	10/18/24 12:35
Surr: 4-Bromofluorobenzene	460-00-4	94.0				%Rec	1	10/18/24 12:35
Surr: Dibromofluoromethane	1868-53-7	107				%Rec	1	10/18/24 12:35
Surr: Toluene-d8	2037-26-5	97.3				%Rec	1	10/18/24 12:35

CYANIDE, AVAILABLE

OIA-1677

OIA-1677

Analyst: NK

Cyanide, Available	57-12-5	ND	0.000404		0.00500	mg/L	1	10/18/24 11:39
--------------------	---------	----	----------	--	---------	------	---	----------------



Specialty Analytical Analytical Report

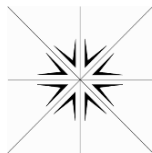
9011 SE Jannsen Rd
Clackamas, OR 97015
TEL: (503) 607-1331

WO#: **2410195**
Date Reported: **12/13/2024**

Website: www.specialtyanalytical.com

CLIENT:	Weyerhaeuser	Collection Date:	10/16/2024 11:00:00 AM
Project:	Priority Pollutants/ Outfall 008B		
Lab ID:	2410195-001	Matrix:	WASTE WATER
Client Sample ID:	Truck Shop		

Analyses	CAS	Result	MDL	Qual	PQL	Units	DF	Date Analyze
CYANIDE, TOTAL					D7284	D7284	Analyst: NK	
Cyanide	57-12-5	ND	0.00172		0.00500	mg/L	1	10/18/24 13:37
CYANIDE, WEAK ACID DISSOCIABLE					D2036	D2036	Analyst: NK	
Cyanide, WAD	57-12-5	ND	0.002		0.005	mg/L	1	10/18/24 14:05
PHENOLICS					E420.1		Analyst: NK	
Phenolics, Total Recoverable	108-95-2	0.0254	0.0250	J	0.0500	mg/L	1	10/25/24 14:54



Specialty Analytical
9011 SE Jannsen Rd
Clackamas, Oregon 97015
TEL: 503-607-1331 FAX: 503-607-1336
Website: www.specialtyanalytical.com

Accreditation Program Analytes Report

WO#: 2410195

11-Apr-25

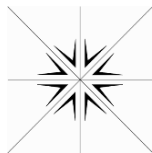
Client: Weyerhaeuser

Project: Priority Pollutants/ Outfall 008B

Program Name	Sample ID	ClientSampleID	Matrix	Test Name	Analyte	Status
ORELAP	2410195-001A	Truck Shop	Water	CYANIDE, TOTAL	Cyanide	A
			Waste Water		Cyanide	A
			Aqueous		Cyanide	A
	2410195-001C		Groundwater	CYANIDE, AVAILABLE	Cyanide, Available	A
			Aqueous	PURGEABLE ORGANIC COMPOUNDS	1,1-Dichloroethene	A
					Bromomethane	A
					Bromoform	A
					Bromodichloromethane	A
					Benzene	A
					Acrylonitrile	A
					Acrolein	A
					2-Chloroethyl vinyl ether	A
					1,3-Dichlorobenzene	A
					Carbon tetrachloride	A
					1,2-Dichlorobenzene	A
					1,4-Dichlorobenzene	A
					1,1-Dichloroethane	A
					1,1,2-Trichloroethane	A
					1,1,2,2-Tetrachloroethane	A
					1,1,1-Trichloroethane	A
					1,2-Dichloroethane	A
					trans-1,2-Dichloroethene	A
					1,2-Dichloropropane	A
					Chlorobenzene	A
					Vinyl chloride	A
					trans-1,3-Dichloropropene	A
					Toluene	A
					Tetrachloroethene	A
					Chloroform	A
					Ethylbenzene	A
					Dibromochloromethane	A

ORELAP A Accredited A

ACCREDITED



Specialty Analytical
9011 SE Jannsen Rd
Clackamas, Oregon 97015
TEL: 503-607-1331 FAX: 503-607-1336
Website: www.specialtyanalytical.com

Accreditation Program Analytes Report

WO#: 2410195

11-Apr-25

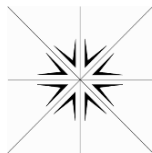
Client: Weyerhaeuser

Project: Priority Pollutants/ Outfall 008B

Program Name	Sample ID	ClientSampleID	Matrix	Test Name	Analyte	Status
ORELAP	2410195-001C	Truck Shop	Aqueous	PURGEABLE ORGANIC COMPOUNDS	cis-1,3-Dichloropropene	A
					Chloromethane	A
					Methylene chloride	A
					Trichloroethene	A
					Chloroethane	A
	2410195-001D			ICP/MS METALS- TOTAL RECOVERABLE	Chromium	A
					Chromium	A
					Chromium	A
					Chromium	A
					Copper	A
					Copper	A
					Copper	A
					Cadmium	A
					Antimony	A
					Lead	A
					Lead	A
					Copper	A
					Cadmium	A
					Cadmium	A
					Cadmium	A
					Beryllium	A
					Arsenic	A
					Arsenic	A
					Arsenic	A
					Antimony	A
					Antimony	A
					Lead	A
					Zinc	A
					Arsenic	A
					Silver	A
					Zinc	A

ORELAP A Accredited A

ACCREDITED



Specialty Analytical
9011 SE Jannsen Rd
Clackamas, Oregon 97015
TEL: 503-607-1331 FAX: 503-607-1336
Website: www.specialtyanalytical.com

Accreditation Program Analytes Report

WO#: 2410195

11-Apr-25

Client: Weyerhaeuser

Project: Priority Pollutants/ Outfall 008B

Program Name	Sample ID	ClientSampleID	Matrix	Test Name	Analyte	Status
ORELAP	2410195-001D	Truck Shop	Wastewater	ICP/MS METALS- TOTAL RECOVERABLE	Zinc	A
			Aqueous		Zinc	A
					Antimony	A
			Wastewater		Thallium	A
			Waste Water		Thallium	A
			Water		Thallium	A
					Silver	A
					Lead	A
			Waste Water		Silver	A
			Aqueous		Silver	A
			Water		Selenium	A
			Wastewater		Selenium	A
			Waste Water		Selenium	A
			Aqueous		Selenium	A
			Water		Nickel	A
			Wastewater		Nickel	A
			Waste Water		Nickel	A
			Aqueous		Nickel	A
					Thallium	A
	2410195-001E		Water	HEXAVALENT CHROMIUM	Chromium, Hexavalent	A
			Aqueous		Chromium, Hexavalent	A
			Waste Water		Chromium, Hexavalent	A

ORELAP A Accredited A

ACCREDITED

QC SUMMARY REPORT

Specialty Analytical

WO#: 2410195

4/11/2025

Client: Weyerhaeuser
Project: Priority Pollutants/ Outfall 008B

TestCode: 200.8

Sample ID: ICV	SampType: ICV	TestCode: 200.8	Units: µg/L	Prep Date:				RunNo: 56099			
Client ID: ICV	Batch ID: 24694	TestNo: E200.8	E200.8	Analysis Date: 10/18/2024				SeqNo: 728670			
Analyte	Result	PQL	SPK value	SPK Ref Val	%REC	LowLimit	HighLimit	RPD Ref Val	%RPD	RPDLimit	Qual
Antimony	49.2	0.500	50.00	0	98.4	90	110				
Arsenic	48.2	0.100	50.00	0	96.5	90	110				
Beryllium	49.2	0.100	50.00	0	98.5	90	110				
Cadmium	50.0	0.100	50.00	0	99.9	90	110				
Chromium	48.9	0.100	50.00	0	97.7	90	110				
Copper	49.6	0.500	50.00	0	99.2	90	110				
Lead	48.9	0.100	50.00	0	97.7	90	110				
Nickel	49.5	0.500	50.00	0	99.1	90	110				
Selenium	49.9	0.500	50.00	0	99.9	90	110				
Silver	49.6	0.100	50.00	0	99.2	90	110				
Thallium	48.7	0.100	50.00	0	97.4	90	110				
Zinc	51.3	2.00	50.00	0	103	90	110				

Sample ID: CCB	SampType: CCB	TestCode: 200.8	Units: µg/L	Prep Date:	RunNo: 56099						
Client ID: CCB	Batch ID: 24694	TestNo: E200.8	E200.8	Analysis Date: 10/18/2024	SeqNo: 728673						
Analyte	Result	PQL	SPK value	SPK Ref Val	%REC	LowLimit	HighLimit	RPD Ref Val	%RPD	RPDLimit	Qual
Antimony	ND	0.500									
Arsenic	ND	0.100									
Beryllium	ND	0.100									
Cadmium	ND	0.100									

Qualifiers: H Holding times for preparation or analysis exceeded J Analyte detected below quantitation limits R RPD outside accepted recovery limits
S Spike Recovery outside accepted recovery limits

QC SUMMARY REPORT

Specialty Analytical

WO#: 2410195

4/11/2025

Client: Weyerhaeuser
Project: Priority Pollutants/ Outfall 008B

TestCode: 200.8

Sample ID: CCB	SampType: CCB	TestCode: 200.8	Units: µg/L	Prep Date:	RunNo: 56099						
Client ID: CCB	Batch ID: 24694	TestNo: E200.8	E200.8	Analysis Date: 10/18/2024	SeqNo: 728673						
Analyte	Result	PQL	SPK value	SPK Ref Val	%REC	LowLimit	HighLimit	RPD Ref Val	%RPD	RPDLimit	Qual
Chromium	ND	0.100									
Copper	ND	0.500									
Lead	ND	0.100									
Nickel	ND	0.500									
Selenium	ND	0.500									
Silver	ND	0.100									
Thallium	ND	0.100									
Zinc	ND	2.00									

Sample ID: CCV	SampType: CCV	TestCode: 200.8	Units: µg/L	Prep Date:				RunNo: 56099			
Client ID: CCV	Batch ID: 24694	TestNo: E200.8	E200.8	Analysis Date: 10/18/2024				SeqNo: 728677			
Analyte	Result	PQL	SPK value	SPK Ref Val	%REC	LowLimit	HighLimit	RPD Ref Val	%RPD	RPDLimit	Qual
Antimony	47.5	0.500	50.00	0	94.9	90	110				
Arsenic	47.6	0.100	50.00	0	95.2	90	110				
Beryllium	48.2	0.100	50.00	0	96.4	90	110				
Cadmium	49.0	0.100	50.00	0	98.0	90	110				
Chromium	48.6	0.100	50.00	0	97.2	90	110				
Copper	49.3	0.500	50.00	0	98.6	90	110				
Lead	47.9	0.100	50.00	0	95.7	90	110				
Nickel	48.9	0.500	50.00	0	97.7	90	110				

Qualifiers: H Holding times for preparation or analysis exceeded J Analyte detected below quantitation limits R RPD outside accepted recovery limits
S Spike Recovery outside accepted recovery limits

QC SUMMARY REPORT

Specialty Analytical

WO#: 2410195

4/11/2025

Client: Weyerhaeuser
Project: Priority Pollutants/ Outfall 008B

TestCode: 200.8

Sample ID: CCV	SampType: CCV	TestCode: 200.8	Units: µg/L	Prep Date:	RunNo: 56099						
Client ID: CCV	Batch ID: 24694	TestNo: E200.8	E200.8	Analysis Date: 10/18/2024	SeqNo: 728677						
Analyte	Result	PQL	SPK value	SPK Ref Val	%REC	LowLimit	HighLimit	RPD Ref Val	%RPD	RPDLimit	Qual
Selenium	49.1	0.500	50.00	0	98.3	90	110				
Silver	50.0	0.100	50.00	0	100	90	110				
Thallium	47.5	0.100	50.00	0	95.1	90	110				
Zinc	50.2	2.00	50.00	0	100	90	110				

Sample ID: CCB	SampType: CCB	TestCode: 200.8		Units: µg/L	Prep Date:				RunNo: 56099		
Client ID: CCB	Batch ID: 24694	TestNo: E200.8		E200.8	Analysis Date: 10/18/2024				SeqNo: 728678		
Analyte	Result	PQL	SPK value	SPK Ref Val	%REC	LowLimit	HighLimit	RPD Ref Val	%RPD	RPDLimit	Qual
Antimony	ND	0.500									
Arsenic	ND	0.100									
Beryllium	ND	0.100									
Cadmium	ND	0.100									
Chromium	ND	0.100									
Copper	ND	0.500									
Lead	ND	0.100									
Nickel	ND	0.500									
Selenium	ND	0.500									
Silver	ND	0.100									
Thallium	ND	0.100									
Zinc	ND	2.00									

Qualifiers:

H Holding times for preparation or analysis exceeded
S Spike Recovery outside accepted recovery limits

J Analyte detected below quantitation limits

R RPD outside accepted recovery limits

QC SUMMARY REPORT

Specialty Analytical

WO#: 2410195

4/11/2025

Client: Weyerhaeuser
Project: Priority Pollutants/ Outfall 008B

TestCode: 200.8

Sample ID: CCB	SampType: CCB	TestCode: 200.8	Units: µg/L	Prep Date:	RunNo: 56099						
Client ID: CCB	Batch ID: 24694	TestNo: E200.8	E200.8	Analysis Date: 10/18/2024	SeqNo: 728678						
Analyte	Result	PQL	SPK value	SPK Ref Val	%REC	LowLimit	HighLimit	RPD Ref Val	%RPD	RPDLimit	Qual

Sample ID: MB-24694	SampType: MBLK	TestCode: 200.8	Units: µg/L	Prep Date: 10/18/2024	RunNo: 56099						
Client ID: PBW	Batch ID: 24694	TestNo: E200.8	E200.8	Analysis Date: 10/18/2024	SeqNo: 728679						
Analyte	Result	PQL	SPK value	SPK Ref Val	%REC	LowLimit	HighLimit	RPD Ref Val	%RPD	RPDLimit	Qual
Antimony	0.0922	0.500									J
Arsenic	ND	0.100									
Beryllium	ND	0.100									
Cadmium	ND	0.100									
Chromium	0.0214	0.100									J
Copper	ND	0.500									
Lead	ND	0.100									
Nickel	ND	0.500									
Selenium	ND	0.500									
Silver	ND	0.100									
Thallium	ND	0.100									
Zinc	0.243	2.00									J

Qualifiers:

H Holding times for preparation or analysis exceeded
S Spike Recovery outside accepted recovery limits

J Analyte detected below quantitation limits

R RPD outside accepted recovery limits

QC SUMMARY REPORT

Specialty Analytical

WO#: 2410195

4/11/2025

Client: Weyerhaeuser
Project: Priority Pollutants/ Outfall 008B

TestCode: 200.8

Sample ID: LCS-24694	SampType: LCS	TestCode: 200.8	Units: µg/L	Prep Date: 10/18/2024	RunNo: 56099						
Client ID: LCSW	Batch ID: 24694	TestNo: E200.8	E200.8	Analysis Date: 10/18/2024	SeqNo: 728680						
Analyte	Result	PQL	SPK value	SPK Ref Val	%REC	LowLimit	HighLimit	RPD Ref Val	%RPD	RPDLimit	Qual
Antimony	47.3	0.500	50.00	0	94.7	85	115				
Arsenic	45.6	0.100	50.00	0	91.3	85	115				
Beryllium	48.8	0.100	50.00	0	97.6	85	115				
Cadmium	48.1	0.100	50.00	0	96.1	85	115				
Chromium	45.2	0.100	50.00	0	90.5	85	115				
Copper	47.4	0.500	50.00	0	94.8	85	115				
Lead	48.6	0.100	50.00	0	97.1	85	115				
Nickel	47.4	0.500	50.00	0	94.8	85	115				
Selenium	47.5	0.500	50.00	0	95.0	85	115				
Silver	38.0	0.100	50.00	0	76.0	85	115				SSL
Thallium	47.8	0.100	50.00	0	95.7	85	115				
Zinc	47.6	2.00	50.00	0	95.2	85	115				

Sample ID: 2410199-001ADUP	SampType: DUP	TestCode: 200.8	Units: µg/L	Prep Date: 10/18/2024	RunNo: 56099						
Client ID: BatchQC	Batch ID: 24694	TestNo: E200.8	E200.8	Analysis Date: 10/18/2024	SeqNo: 728682						
Analyte	Result	PQL	SPK value	SPK Ref Val	%REC	LowLimit	HighLimit	RPD Ref Val	%RPD	RPDLimit	Qual
Antimony	0.0659	0.500						0.1120	51.8	20	JRRF
Arsenic	ND	0.100						0.03482	200	20	RRF
Beryllium	ND	0.100						0	0	20	
Cadmium	0.0205	0.100						0.02685	27.0	20	JRRF

Qualifiers:

H Holding times for preparation or analysis exceeded
S Spike Recovery outside accepted recovery limits

J Analyte detected below quantitation limits

R RPD outside accepted recovery limits

QC SUMMARY REPORT

Specialty Analytical

WO#: 2410195

4/11/2025

Client: Weyerhaeuser
Project: Priority Pollutants/ Outfall 008B

TestCode: 200.8

Sample ID: 2410199-001ADUP	SampType: DUP	TestCode: 200.8	Units: µg/L	Prep Date: 10/18/2024	RunNo: 56099						
Client ID: BatchQC	Batch ID: 24694	TestNo: E200.8	E200.8	Analysis Date: 10/18/2024	SeqNo: 728682						
Analyte	Result	PQL	SPK value	SPK Ref Val	%REC	LowLimit	HighLimit	RPD Ref Val	%RPD	RPDLimit	Qual
Chromium	0.184	0.100						0.03896	130	20	RRF
Copper	85.3	0.500						86.61	1.55	20	
Lead	0.568	0.100						0.5809	2.18	20	
Nickel	0.519	0.500						0.5374	3.55	20	
Selenium	ND	0.500						0	0	20	
Silver	0.0149	0.100						0.01743	15.8	20	J
Thallium	0.00499	0.100						0.02084	123	20	JRRF
Zinc	25.5	2.00						25.93	1.55	20	

Sample ID: 2410199-001AMS	SampType: MS	TestCode: 200.8	Units: µg/L	Prep Date: 10/18/2024	RunNo: 56099						
Client ID: BatchQC	Batch ID: 24694	TestNo: E200.8	E200.8	Analysis Date: 10/18/2024	SeqNo: 728683						
Analyte	Result	PQL	SPK value	SPK Ref Val	%REC	LowLimit	HighLimit	RPD Ref Val	%RPD	RPDLimit	Qual
Antimony	46.6	0.500	50.00	0.1120	93.0	70	130				
Arsenic	46.3	0.100	50.00	0.03482	92.5	70	130				
Beryllium	45.9	0.100	50.00	0	91.9	70	130				
Cadmium	46.9	0.100	50.00	0.02685	93.8	70	130				
Chromium	45.2	0.100	50.00	0.03896	90.3	70	130				
Copper	129	0.500	50.00	86.61	84.5	70	130				
Lead	49.3	0.100	50.00	0.5809	97.4	70	130				
Nickel	47.2	0.500	50.00	0.5374	93.4	70	130				

Qualifiers: H Holding times for preparation or analysis exceeded J Analyte detected below quantitation limits R RPD outside accepted recovery limits
S Spike Recovery outside accepted recovery limits

QC SUMMARY REPORT

Specialty Analytical

WO#: 2410195

4/11/2025

Client: Weyerhaeuser
Project: Priority Pollutants/ Outfall 008B

TestCode: 200.8

Sample ID: 2410199-001AMS	SampType: MS	TestCode: 200.8	Units: µg/L	Prep Date: 10/18/2024	RunNo: 56099						
Client ID: BatchQC	Batch ID: 24694	TestNo: E200.8	E200.8	Analysis Date: 10/18/2024	SeqNo: 728683						
Analyte	Result	PQL	SPK value	SPK Ref Val	%REC	LowLimit	HighLimit	RPD Ref Val	%RPD	RPDLimit	Qual
Selenium	46.8	0.500	50.00	0	93.6	70	130				
Silver	37.1	0.100	50.00	0.01743	74.2	70	130				
Thallium	48.3	0.100	50.00	0.02084	96.5	70	130				
Zinc	69.7	2.00	50.00	25.93	87.5	70	130				

Sample ID: 2410199-001AMSD	SampType: MSD	TestCode: 200.8	Units: µg/L	Prep Date: 10/18/2024	RunNo: 56099						
Client ID: BatchQC	Batch ID: 24694	TestNo: E200.8	E200.8	Analysis Date: 10/18/2024	SeqNo: 728684						
Analyte	Result	PQL	SPK value	SPK Ref Val	%REC	LowLimit	HighLimit	RPD Ref Val	%RPD	RPDLimit	Qual
Antimony	46.8	0.500	50.00	0.1120	93.4	70	130	46.61	0.428	20	
Arsenic	46.3	0.100	50.00	0.03482	92.6	70	130	46.28	0.156	20	
Beryllium	45.4	0.100	50.00	0	90.7	70	130	45.94	1.25	20	
Cadmium	47.0	0.100	50.00	0.02685	94.0	70	130	46.94	0.177	20	
Chromium	45.1	0.100	50.00	0.03896	90.1	70	130	45.16	0.131	20	
Copper	131	0.500	50.00	86.61	88.5	70	130	128.8	1.56	20	
Lead	49.1	0.100	50.00	0.5809	96.9	70	130	49.29	0.492	20	
Nickel	47.7	0.500	50.00	0.5374	94.4	70	130	47.24	1.06	20	
Selenium	46.6	0.500	50.00	0	93.3	70	130	46.80	0.369	20	
Silver	36.8	0.100	50.00	0.01743	73.5	70	130	37.12	0.928	20	
Thallium	47.8	0.100	50.00	0.02084	95.5	70	130	48.29	1.07	20	
Zinc	70.5	2.00	50.00	25.93	89.1	70	130	69.67	1.18	20	

Qualifiers:

H Holding times for preparation or analysis exceeded
S Spike Recovery outside accepted recovery limits

J Analyte detected below quantitation limits

R RPD outside accepted recovery limits

QC SUMMARY REPORT

Specialty Analytical

WO#: 2410195

4/11/2025

Client: Weyerhaeuser
Project: Priority Pollutants/ Outfall 008B

TestCode: 200.8

Sample ID: 2410199-001AMSD	SampType: MSD	TestCode: 200.8	Units: µg/L	Prep Date: 10/18/2024	RunNo: 56099						
Client ID: BatchQC	Batch ID: 24694	TestNo: E200.8	E200.8	Analysis Date: 10/18/2024	SeqNo: 728684						
Analyte	Result	PQL	SPK value	SPK Ref Val	%REC	LowLimit	HighLimit	RPD Ref Val	%RPD	RPDLimit	Qual

Sample ID: CCV	SampType: CCV	TestCode: 200.8	Units: µg/L	Prep Date:	RunNo: 56099						
Client ID: CCV	Batch ID: 24694	TestNo: E200.8	E200.8	Analysis Date: 10/18/2024	SeqNo: 728689						
Analyte	Result	PQL	SPK value	SPK Ref Val	%REC	LowLimit	HighLimit	RPD Ref Val	%RPD	RPDLimit	Qual
Antimony	47.7	0.500	50.00	0	95.4	90	110				
Arsenic	49.1	0.100	50.00	0	98.1	90	110				
Beryllium	50.3	0.100	50.00	0	101	90	110				
Cadmium	49.2	0.100	50.00	0	98.3	90	110				
Chromium	49.5	0.100	50.00	0	99.0	90	110				
Copper	49.3	0.500	50.00	0	98.6	90	110				
Lead	48.3	0.100	50.00	0	96.6	90	110				
Nickel	48.8	0.500	50.00	0	97.7	90	110				
Selenium	50.0	0.500	50.00	0	99.9	90	110				
Silver	51.0	0.100	50.00	0	102	90	110				
Thallium	47.5	0.100	50.00	0	95.0	90	110				
Zinc	49.4	2.00	50.00	0	98.7	90	110				

Qualifiers:

H Holding times for preparation or analysis exceeded
S Spike Recovery outside accepted recovery limits

J Analyte detected below quantitation limits

R RPD outside accepted recovery limits

QC SUMMARY REPORT

Specialty Analytical

WO#: 2410195

4/11/2025

Client: Weyerhaeuser

Project: Priority Pollutants/ Outfall 008B

TestCode: 200.8

Sample ID: CCB	SampType: CCB	TestCode: 200.8	Units: µg/L	Prep Date:	RunNo: 56099						
Client ID: CCB	Batch ID: 24694	TestNo: E200.8	E200.8	Analysis Date: 10/18/2024	SeqNo: 728690						
Analyte	Result	PQL	SPK value	SPK Ref Val	%REC	LowLimit	HighLimit	RPD Ref Val	%RPD	RPDLimit	Qual
Antimony	ND	0.500									
Arsenic	ND	0.100									
Beryllium	ND	0.100									
Cadmium	ND	0.100									
Chromium	ND	0.100									
Copper	ND	0.500									
Lead	ND	0.100									
Nickel	ND	0.500									
Selenium	ND	0.500									
Silver	ND	0.100									
Thallium	ND	0.100									
Zinc	ND	2.00									

Sample ID: CCV	SampType: CCV	TestCode: 200.8	Units: µg/L	Prep Date:				RunNo: 56099			
Client ID: CCV	Batch ID: 24694	TestNo: E200.8	E200.8	Analysis Date: 10/18/2024				SeqNo: 728692			
Analyte	Result	PQL	SPK value	SPK Ref Val	%REC	LowLimit	HighLimit	RPD Ref Val	%RPD	RPDLimit	Qual
Antimony	48.5	0.500	50.00	0	97.0	90	110				
Arsenic	50.5	0.100	50.00	0	101	90	110				
Beryllium	49.1	0.100	50.00	0	98.2	90	110				
Cadmium	49.4	0.100	50.00	0	98.8	90	110				

Qualifiers: H Holding times for preparation or analysis exceeded
S Spike Recovery outside accepted recovery limits

J Analyte detected below quantitation limits

R RPD outside accepted recovery limits

QC SUMMARY REPORT

Specialty Analytical

WO#: 2410195

4/11/2025

Client: Weyerhaeuser
Project: Priority Pollutants/ Outfall 008B

TestCode: 200.8

Sample ID: CCV	SampType: CCV	TestCode: 200.8	Units: µg/L	Prep Date:	RunNo: 56099						
Client ID: CCV	Batch ID: 24694	TestNo: E200.8	E200.8	Analysis Date: 10/18/2024	SeqNo: 728692						
Analyte	Result	PQL	SPK value	SPK Ref Val	%REC	LowLimit	HighLimit	RPD Ref Val	%RPD	RPDLimit	Qual
Chromium	50.1	0.100	50.00	0	100	90	110				
Copper	49.9	0.500	50.00	0	99.9	90	110				
Lead	48.4	0.100	50.00	0	96.7	90	110				
Nickel	49.6	0.500	50.00	0	99.3	90	110				
Selenium	51.2	0.500	50.00	0	102	90	110				
Silver	51.4	0.100	50.00	0	103	90	110				
Thallium	48.2	0.100	50.00	0	96.4	90	110				
Zinc	49.7	2.00	50.00	0	99.4	90	110				

Sample ID: CCB	SampType: CCB	TestCode: 200.8		Units: µg/L	Prep Date:				RunNo: 56099		
Client ID: CCB	Batch ID: 24694	TestNo: E200.8		E200.8	Analysis Date: 10/18/2024				SeqNo: 728693		
Analyte	Result	PQL	SPK value	SPK Ref Val	%REC	LowLimit	HighLimit	RPD Ref Val	%RPD	RPDLimit	Qual
Antimony	ND	0.500									
Arsenic	ND	0.100									
Beryllium	ND	0.100									
Cadmium	ND	0.100									
Chromium	ND	0.100									
Copper	ND	0.500									
Lead	ND	0.100									
Nickel	ND	0.500									

Qualifiers:

H Holding times for preparation or analysis exceeded
S Spike Recovery outside accepted recovery limits
J Analyte detected below quantitation limits
R RPD outside accepted recovery limits

QC SUMMARY REPORT

Specialty Analytical

WO#: 2410195

4/11/2025

Client: Weyerhaeuser

Project: Priority Pollutants/ Outfall 008B

TestCode: 200.8

Sample ID: CCB	SampType: CCB	TestCode: 200.8	Units: µg/L	Prep Date:	RunNo: 56099						
Client ID: CCB	Batch ID: 24694	TestNo: E200.8	E200.8	Analysis Date: 10/18/2024	SeqNo: 728693						
Analyte	Result	PQL	SPK value	SPK Ref Val	%REC	LowLimit	HighLimit	RPD Ref Val	%RPD	RPDLimit	Qual
Selenium	ND	0.500									
Silver	ND	0.100									
Thallium	ND	0.100									
Zinc	ND	2.00									

Qualifiers: H Holding times for preparation or analysis exceeded
S Spike Recovery outside accepted recovery limits

J Analyte detected below quantitation limits

R RPD outside accepted recovery limits

QC SUMMARY REPORT

Specialty Analytical

WO#: 2410195

4/11/2025

Client: Weyerhaeuser
Project: Priority Pollutants/ Outfall 008B

TestCode: 624_W

Sample ID: LCS	SampType: LCS	TestCode: 624_W		Units: µg/L	Prep Date:			RunNo: 56108			
Client ID: LCSW	Batch ID: 24705	TestNo: E624.1		SW 5030B	Analysis Date: 10/18/2024			SeqNo: 728784			
Analyte	Result	PQL	SPK value	SPK Ref Val	%REC	LowLimit	HighLimit	RPD Ref Val	%RPD	RPDLimit	Qual
1,1,1-Trichloroethane	46.9	0.500	40.00	0	117	52	162				
1,1,2,2-Tetrachloroethane	40.9	0.500	40.00	0	102	46	157				
1,1,2-Trichloroethane	44.3	0.500	40.00	0	111	52	150				
1,1-Dichloroethane	45.2	0.500	40.00	0	113	59	155				
1,1-Dichloroethene	44.9	0.500	40.00	0	112	0.01	234				
1,2-Dichlorobenzene	39.1	0.500	40.00	0	97.9	18	190				
1,2-Dichloroethane	43.0	0.500	40.00	0	107	49	155				
1,2-Dichloropropane	44.0	0.500	40.00	0	110	0.01	210				
1,3-Dichlorobenzene	38.1	0.500	40.00	0	95.2	59	156				
1,4-Dichlorobenzene	41.3	0.500	40.00	0	103	18	190				
2-Chloroethyl vinyl ether	38.6	10.0	40.00	0	96.5	0.01	305				
Acrylonitrile	40.8	2.00	40.00	0	102	30	150				
Benzene	45.4	0.500	40.00	0	113	37	151				
Bromodichloromethane	41.3	0.500	40.00	0	103	35	155				
Bromoform	47.6	0.500	40.00	0	119	45	169				
Bromomethane	39.0	0.500	40.00	0	97.6	0.01	242				
Carbon tetrachloride	43.6	0.500	40.00	0	109	70	140				
Chlorobenzene	42.7	0.500	40.00	0	107	37	160				
Chloroethane	38.7	0.500	40.00	0	96.7	14	230				
Chloroform	46.5	0.500	40.00	0	116	51	138				
Chloromethane	41.9	0.500	40.00	0	105	0.01	273				
cis-1,3-Dichloropropene	40.2	0.500	40.00	0	100	0.01	227				
Dibromochloromethane	39.1	0.500	40.00	0	97.8	53	149				

Qualifiers: H Holding times for preparation or analysis exceeded J Analyte detected below quantitation limits R RPD outside accepted recovery limits
S Spike Recovery outside accepted recovery limits

QC SUMMARY REPORT

Specialty Analytical

WO#: 2410195

4/11/2025

Client: Weyerhaeuser
Project: Priority Pollutants/ Outfall 008B

TestCode: 624_W

Sample ID: LCS	SampType: LCS	TestCode: 624_W	Units: µg/L	Prep Date:	RunNo: 56108						
Client ID: LCSW	Batch ID: 24705	TestNo: E624.1	SW 5030B	Analysis Date: 10/18/2024	SeqNo: 728784						
Analyte	Result	PQL	SPK value	SPK Ref Val	%REC	LowLimit	HighLimit	RPD Ref Val	%RPD	RPDLimit	Qual
Ethylbenzene	38.6	0.500	40.00	0	96.5	37	162				
Methylene chloride	38.2	20.0	40.00	0	95.5	0.01	221				
Tetrachloroethene	39.4	0.500	40.00	0	98.6	64	148				
Toluene	41.3	0.500	40.00	0	103	47	150				
trans-1,2-Dichloroethene	43.3	0.500	40.00	0	108	54	156				
trans-1,3-Dichloropropene	37.3	0.500	40.00	0	93.3	17	183				
Trichloroethene	41.7	0.500	40.00	0	104	71	157				
Vinyl chloride	47.9	0.500	40.00	0	120	0.01	251				

Sample ID: CCV	SampType: CCV	TestCode: 624_W	Units: µg/L	Prep Date:				RunNo: 56108			
Client ID: CCV	Batch ID: 24705	TestNo: E624.1	SW 5030B	Analysis Date: 10/18/2024				SeqNo: 728785			
Analyte	Result	PQL	SPK value	SPK Ref Val	%REC	LowLimit	HighLimit	RPD Ref Val	%RPD	RPDLimit	Qual
1,1,1-Trichloroethane	46.9	0.500	40.00	0	117	75	125				
1,1,2,2-Tetrachloroethane	40.9	0.500	40.00	0	102	60.5	139.5				
1,1,2-Trichloroethane	44.3	0.500	40.00	0	111	71	129				
1,1-Dichloroethane	45.2	0.500	40.00	0	113	72.5	127.5				
1,1-Dichloroethene	44.9	0.500	40.00	0	112	50.5	149.5				
1,2-Dichlorobenzene	39.1	0.500	40.00	0	97.9	63	137				
1,2-Dichloroethane	43.0	0.500	40.00	0	107	68	132				
1,2-Dichloropropane	44.0	0.500	40.00	0	110	34	166				

Qualifiers: H Holding times for preparation or analysis exceeded J Analyte detected below quantitation limits R RPD outside accepted recovery limits
S Spike Recovery outside accepted recovery limits

QC SUMMARY REPORT

Specialty Analytical

WO#: 2410195

4/11/2025

Client: Weyerhaeuser

Project: Priority Pollutants/ Outfall 008B

TestCode: 624_W

Sample ID: CCV	SampType: CCV	TestCode: 624_W	Units: µg/L	Prep Date:				RunNo: 56108			
Client ID: CCV	Batch ID: 24705	TestNo: E624.1	SW 5030B	Analysis Date: 10/18/2024				SeqNo: 728785			
Analyte	Result	PQL	SPK value	SPK Ref Val	%REC	LowLimit	HighLimit	RPD Ref Val	%RPD	RPDLimit	Qual
1,3-Dichlorobenzene	38.1	0.500	40.00	0	95.2	73	127				
1,4-Dichlorobenzene	41.3	0.500	40.00	0	103	63	137				
2-Chloroethyl vinyl ether	38.6	10.0	40.00	0	96.5	0.01	224				
Acrylonitrile	40.8	2.00	40.00	0	102	50	150				
Benzene	45.4	0.500	40.00	0	113	64	136				
Bromodichloromethane	41.3	0.500	40.00	0	103	65.5	134.5				
Bromoform	47.6	0.500	40.00	0	119	71	129				
Bromomethane	39.0	0.500	40.00	0	97.6	14	186				
Carbon tetrachloride	43.6	0.500	40.00	0	109	73	127				
Chlorobenzene	42.7	0.500	40.00	0	107	66	134				
Chloroethane	38.7	0.500	40.00	0	96.7	38	162				
Chloroform	46.5	0.500	40.00	0	116	67.5	132.5				
Chloromethane	41.9	0.500	40.00	0	105	0.01	204				
cis-1,3-Dichloropropene	40.2	0.500	40.00	0	100	24	176				
Dibromochloromethane	39.1	0.500	40.00	0	97.8	67.5	132.5				
Ethylbenzene	38.6	0.500	40.00	0	96.5	59	141				
Methylene chloride	38.2	20.0	40.00	0	95.5	60.5	139.5				
Tetrachloroethene	39.4	0.500	40.00	0	98.6	73.5	126.5				
Toluene	41.3	0.500	40.00	0	103	74.5	125.5				
trans-1,2-Dichloroethene	43.3	0.500	40.00	0	108	69.5	130.5				
trans-1,3-Dichloropropene	37.3	0.500	40.00	0	93.3	50	150				
Trichloroethene	41.7	0.500	40.00	0	104	66.5	133.5				
Vinyl chloride	47.9	0.500	40.00	0	120	4	196				

Qualifiers: H Holding times for preparation or analysis exceeded
S Spike Recovery outside accepted recovery limits

J Analyte detected below quantitation limits

R RPD outside accepted recovery limits

QC SUMMARY REPORT

Specialty Analytical

WO#: 2410195

4/11/2025

Client: Weyerhaeuser
Project: Priority Pollutants/ Outfall 008B

TestCode: 624_W

Sample ID: CCV	SampType: CCV	TestCode: 624_W	Units: µg/L	Prep Date:	RunNo: 56108						
Client ID: CCV	Batch ID: 24705	TestNo: E624.1	SW 5030B	Analysis Date: 10/18/2024	SeqNo: 728785						
Analyte	Result	PQL	SPK value	SPK Ref Val	%REC	LowLimit	HighLimit	RPD Ref Val	%RPD	RPDLimit	Qual

Sample ID: MBLK	SampType: MBLK	TestCode: 624_W	Units: µg/L	Prep Date:	RunNo: 56108						
Client ID: PBW	Batch ID: 24705	TestNo: E624.1	SW 5030B	Analysis Date: 10/18/2024	SeqNo: 728786						
Analyte	Result	PQL	SPK value	SPK Ref Val	%REC	LowLimit	HighLimit	RPD Ref Val	%RPD	RPDLimit	Qual

1,1,1-Trichloroethane	ND	0.500
1,1,2,2-Tetrachloroethane	ND	0.500
1,1,2-Trichloroethane	ND	0.500
1,1-Dichloroethane	ND	0.500
1,1-Dichloroethene	ND	0.500
1,2-Dichlorobenzene	ND	0.500
1,2-Dichloroethane	ND	0.500
1,2-Dichloropropane	ND	0.500
1,3-Dichlorobenzene	ND	0.500
1,4-Dichlorobenzene	ND	0.500
2-Chloroethyl vinyl ether	ND	10.0
Acrylonitrile	ND	2.00
Benzene	ND	0.500
Bromodichloromethane	ND	0.500
Bromoform	ND	0.500
Bromomethane	ND	0.500

Qualifiers:	H	Holding times for preparation or analysis exceeded	J	Analyte detected below quantitation limits	R	RPD outside accepted recovery limits
	S	Spike Recovery outside accepted recovery limits				

QC SUMMARY REPORT

Specialty Analytical

WO#: 2410195

4/11/2025

Client: Weyerhaeuser
Project: Priority Pollutants/ Outfall 008B

TestCode: 624_W

Sample ID: MBLK	SampType: MBLK	TestCode: 624_W	Units: µg/L	Prep Date:	RunNo: 56108						
Client ID: PBW	Batch ID: 24705	TestNo: E624.1	SW 5030B	Analysis Date: 10/18/2024	SeqNo: 728786						
Analyte	Result	PQL	SPK value	SPK Ref Val	%REC	LowLimit	HighLimit	RPD Ref Val	%RPD	RPDLimit	Qual
Carbon tetrachloride	ND	0.500									
Chlorobenzene	ND	0.500									
Chloroethane	ND	0.500									
Chloroform	ND	0.500									
Chloromethane	ND	0.500									
cis-1,3-Dichloropropene	ND	0.500									
Dibromochloromethane	ND	0.500									
Ethylbenzene	ND	0.500									
Methylene chloride	ND	20.0									
Tetrachloroethene	ND	0.500									
Toluene	ND	0.500									
trans-1,2-Dichloroethene	ND	0.500									
trans-1,3-Dichloropropene	ND	0.500									
Trichloroethene	ND	0.500									
Vinyl chloride	ND	0.500									
Surr: 1,2-Dichloroethane-d4	103		100.0		103	83.4	126				
Surr: 4-Bromofluorobenzene	93.2		100.0		93.2	80.9	127				
Surr: Dibromofluoromethane	108		100.0		108	81.1	122				
Surr: Toluene-d8	97.8		100.0		97.8	80	120				

Qualifiers:

H Holding times for preparation or analysis exceeded
S Spike Recovery outside accepted recovery limits

J Analyte detected below quantitation limits

R RPD outside accepted recovery limits

QC SUMMARY REPORT

Specialty Analytical

WO#: 2410195

4/11/2025

Client: Weyerhaeuser

Project: Priority Pollutants/ Outfall 008B

TestCode: 624_W

Sample ID: 2410195-001CMS	SampType: MS	TestCode: 624_W	Units: µg/L	Prep Date:	RunNo: 56108						
Client ID: Truck Shop	Batch ID: 24705	TestNo: E624.1	SW 5030B	Analysis Date: 10/18/2024	SeqNo: 728787						
Analyte	Result	PQL	SPK value	SPK Ref Val	%REC	LowLimit	HighLimit	RPD Ref Val	%RPD	RPDLimit	Qual
1,1,1-Trichloroethane	51.4	0.500	40.00	0	128	52	162				
1,1,2,2-Tetrachloroethane	37.6	0.500	40.00	0	94.0	46	157				
1,1,2-Trichloroethane	43.9	0.500	40.00	0	110	52	150				
1,1-Dichloroethane	43.5	0.500	40.00	0	109	59	155				
1,1-Dichloroethene	44.9	0.500	40.00	0	112	47.8	165				
1,2-Dichlorobenzene	37.7	0.500	40.00	0	94.2	18	190				
1,2-Dichloroethane	44.3	0.500	40.00	0	111	49	155				
1,2-Dichloropropane	45.6	0.500	40.00	0	114	0.01	210				
1,3-Dichlorobenzene	37.3	0.500	40.00	0	93.3	59	156				
1,4-Dichlorobenzene	39.6	0.500	40.00	0	99.0	18	190				
2-Chloroethyl vinyl ether	32.2	10.0	40.00	0	80.6	0.01	305				
Acrylonitrile	33.0	2.00	40.00	0	82.4	20	150				
Benzene	47.2	0.500	40.00	0	118	37	151				
Bromodichloromethane	43.0	0.500	40.00	0	107	35	155				
Bromoform	48.5	0.500	40.00	0	121	45	169				
Bromomethane	37.2	0.500	40.00	0	93.0	0.01	242				
Carbon tetrachloride	48.0	0.500	40.00	0	120	70	140				
Chlorobenzene	43.4	0.500	40.00	0	108	37	160				
Chloroethane	37.5	0.500	40.00	0	93.7	14	230				
Chloroform	47.5	0.500	40.00	0	119	51	138				
Chloromethane	39.3	0.500	40.00	0	98.3	0.01	273				
cis-1,3-Dichloropropene	41.4	0.500	40.00	0	104	0.01	227				
Dibromochloromethane	39.1	0.500	40.00	0	97.8	53	149				

Qualifiers: H Holding times for preparation or analysis exceeded
S Spike Recovery outside accepted recovery limits

J Analyte detected below quantitation limits

R RPD outside accepted recovery limits

QC SUMMARY REPORT

Specialty Analytical

WO#: 2410195

4/11/2025

Client: Weyerhaeuser

Project: Priority Pollutants/ Outfall 008B

TestCode: 624_W

Sample ID: 2410195-001CMS	SampType: MS	TestCode: 624_W	Units: µg/L	Prep Date:	RunNo: 56108						
Client ID: Truck Shop	Batch ID: 24705	TestNo: E624.1	SW 5030B	Analysis Date: 10/18/2024	SeqNo: 728787						
Analyte	Result	PQL	SPK value	SPK Ref Val	%REC	LowLimit	HighLimit	RPD Ref Val	%RPD	RPDLimit	Qual
Ethylbenzene	40.5	0.500	40.00	0	101	37	162				
Methylene chloride	33.6	20.0	40.00	0	84.1	0.01	221				
Tetrachloroethene	42.4	0.500	40.00	0	106	64	148				
Toluene	43.5	0.500	40.00	0.3200	108	47	150				
trans-1,2-Dichloroethene	42.9	0.500	40.00	0	107	54	156				
trans-1,3-Dichloropropene	37.2	0.500	40.00	0	92.9	17	183				
Trichloroethene	45.2	0.500	40.00	0	113	71	157				
Vinyl chloride	46.3	0.500	40.00	0	116	0.01	251				

Qualifiers: H Holding times for preparation or analysis exceeded
S Spike Recovery outside accepted recovery limits

J Analyte detected below quantitation limits

R RPD outside accepted recovery limits

QC SUMMARY REPORT

Specialty Analytical

WO#: 2410195

4/11/2025

Client: Weyerhaeuser
Project: Priority Pollutants/ Outfall 008B

TestCode: CN_AVAILSP

Sample ID: ICV-R56094	SampType: ICV	TestCode: CN_AVAILSP	Units: mg/L	Prep Date:	RunNo: 56094						
Client ID: ICV	Batch ID: 24696	TestNo: OIA-1677	OIA-1677	Analysis Date: 10/18/2024	SeqNo: 728570						
Analyte	Result	PQL	SPK value	SPK Ref Val	%REC	LowLimit	HighLimit	RPD Ref Val	%RPD	RPDLimit	Qual
Cyanide, Available	0.0502	0.00500	0.05000	0	100	90	110				

Sample ID: ICB-R56094	SampType: ICB	TestCode: CN_AVAILSP	Units: mg/L	Prep Date:	RunNo: 56094						
Client ID: ICB	Batch ID: 24696	TestNo: OIA-1677	OIA-1677	Analysis Date: 10/18/2024	SeqNo: 728571						
Analyte	Result	PQL	SPK value	SPK Ref Val	%REC	LowLimit	HighLimit	RPD Ref Val	%RPD	RPDLimit	Qual
Cyanide, Available	ND	0.00500									

Sample ID: MB-R56094	SampType: MBLK	TestCode: CN_AVAILSP	Units: mg/L	Prep Date:	RunNo: 56094						
Client ID: PBW	Batch ID: 24696	TestNo: OIA-1677	OIA-1677	Analysis Date: 10/18/2024	SeqNo: 728573						
Analyte	Result	PQL	SPK value	SPK Ref Val	%REC	LowLimit	HighLimit	RPD Ref Val	%RPD	RPDLimit	Qual
Cyanide, Available	ND	0.00500									

Sample ID: LCS-R56094	SampType: LCS	TestCode: CN_AVAILSP	Units: mg/L	Prep Date:	RunNo: 56094						
Client ID: LCSW	Batch ID: 24696	TestNo: OIA-1677	OIA-1677	Analysis Date: 10/18/2024	SeqNo: 728574						
Analyte	Result	PQL	SPK value	SPK Ref Val	%REC	LowLimit	HighLimit	RPD Ref Val	%RPD	RPDLimit	Qual
Cyanide, Available	0.0933	0.00500	0.1000	0	93.3	80	120				

Qualifiers: H Holding times for preparation or analysis exceeded J Analyte detected below quantitation limits R RPD outside accepted recovery limits
S Spike Recovery outside accepted recovery limits

QC SUMMARY REPORT

Specialty Analytical

WO#: 2410195

4/11/2025

Client: Weyerhaeuser
Project: Priority Pollutants/ Outfall 008B

TestCode: CN_AVAILSP

Sample ID: LCS-R56094	SampType: LCS	TestCode: CN_AVAILSP	Units: mg/L	Prep Date:	RunNo: 56094						
Client ID: LCSW	Batch ID: 24696	TestNo: OIA-1677	OIA-1677	Analysis Date: 10/18/2024	SeqNo: 728574						
Analyte	Result	PQL	SPK value	SPK Ref Val	%REC	LowLimit	HighLimit	RPD Ref Val	%RPD	RPDLimit	Qual

Sample ID: 2410157-002CMS	SampType: MS	TestCode: CN_AVAILSP	Units: mg/L	Prep Date: 10/18/2024	RunNo: 56094						
Client ID: BatchQC	Batch ID: 24696	TestNo: OIA-1677	OIA-1677	Analysis Date: 10/18/2024	SeqNo: 728576						
Analyte	Result	PQL	SPK value	SPK Ref Val	%REC	LowLimit	HighLimit	RPD Ref Val	%RPD	RPDLimit	Qual
Cyanide, Available	0.0515	0.00500	0.05000	0.001516	99.9	67.9	120				

Sample ID: 2410157-002CMSD	SampType: MSD	TestCode: CN_AVAILSP	Units: mg/L	Prep Date: 10/18/2024	RunNo: 56094						
Client ID: BatchQC	Batch ID: 24696	TestNo: OIA-1677	OIA-1677	Analysis Date: 10/18/2024	SeqNo: 728577						
Analyte	Result	PQL	SPK value	SPK Ref Val	%REC	LowLimit	HighLimit	RPD Ref Val	%RPD	RPDLimit	Qual
Cyanide, Available	0.0536	0.00500	0.05000	0.001516	104	67.9	120	0.05147	4.11	20	

Sample ID: CCV-R56094	SampType: CCV	TestCode: CN_AVAILSP	Units: mg/L	Prep Date:	RunNo: 56094						
Client ID: CCV	Batch ID: 24696	TestNo: OIA-1677	OIA-1677	Analysis Date: 10/18/2024	SeqNo: 728579						
Analyte	Result	PQL	SPK value	SPK Ref Val	%REC	LowLimit	HighLimit	RPD Ref Val	%RPD	RPDLimit	Qual
Cyanide, Available	0.0935	0.00500	0.1000	0	93.5	90	110				

Qualifiers: H Holding times for preparation or analysis exceeded J Analyte detected below quantitation limits R RPD outside accepted recovery limits
S Spike Recovery outside accepted recovery limits

QC SUMMARY REPORT

Specialty Analytical

WO#: 2410195

4/11/2025

Client: Weyerhaeuser

Project: Priority Pollutants/ Outfall 008B

TestCode: CN_AVAILSP

Sample ID: CCB-R56094	SampType: CCB	TestCode: CN_AVAILSP	Units: mg/L	Prep Date:	RunNo: 56094						
Client ID: CCB	Batch ID: 24696	TestNo: OIA-1677	OIA-1677	Analysis Date: 10/18/2024	SeqNo: 728580						
Analyte	Result	PQL	SPK value	SPK Ref Val	%REC	LowLimit	HighLimit	RPD Ref Val	%RPD	RPDLimit	Qual
Cyanide, Available	ND	0.00500									

Qualifiers: H Holding times for preparation or analysis exceeded
S Spike Recovery outside accepted recovery limits

J Analyte detected below quantitation limits

R RPD outside accepted recovery limits

QC SUMMARY REPORT

Specialty Analytical

WO#: 2410195

4/11/2025

Client: Weyerhaeuser

Project: Priority Pollutants/ Outfall 008B

TestCode: CN_W

Sample ID: ICV-R56096		SampType: ICV		TestCode: CN_W		Units: mg/L		Prep Date:		RunNo: 56096		
Client ID: ICV		Batch ID: 24698		TestNo: D7284		D7284		Analysis Date: 10/18/2024		SeqNo: 728596		
Analyte		Result	PQL	SPK value	SPK Ref Val	%REC	LowLimit	HighLimit	RPD Ref Val	%RPD	RPDLimit	Qual
Cyanide		0.0511	0.00500	0.05000	0	102	90	110				

Sample ID: ICB-R56096		SampType: ICB		TestCode: CN_W		Units: mg/L		Prep Date:			RunNo: 56096		
Client ID: ICB		Batch ID: 24698		TestNo: D7284		D7284		Analysis Date: 10/18/2024			SeqNo: 728597		
Analyte		Result		PQL	SPK value	SPK Ref Val	%REC	LowLimit	HighLimit	RPD Ref Val	%RPD	RPDLimit	Qual
Cyanide		ND		0.00500									

Sample ID: MB-R56096	SampType: MBLK	TestCode: CN_W	Units: mg/L	Prep Date:	RunNo: 56096						
Client ID: PBW	Batch ID: 24698	TestNo: D7284	D7284	Analysis Date: 10/18/2024	SeqNo: 728599						
Analyte	Result	PQL	SPK value	SPK Ref Val	%REC	LowLimit	HighLimit	RPD Ref Val	%RPD	RPDLimit	Qual
Cyanide	ND	0.00500									

Sample ID: LCS-R56096	SampType: LCS	TestCode: CN_W	Units: mg/L	Prep Date:	RunNo: 56096						
Client ID: LCSW	Batch ID: 24698	TestNo: D7284	D7284	Analysis Date: 10/18/2024	SeqNo: 728600						
Analyte	Result	PQL	SPK value	SPK Ref Val	%REC	LowLimit	HighLimit	RPD Ref Val	%RPD	RPDLimit	Qual
Cyanide	0.0935	0.00500	0.1000	0	93.5	80	120				

Qualifiers:

H Holding times for preparation or analysis exceeded
S Spike Recovery outside accepted recovery limits

J Analyte detected below quantitation limits

R RPD outside accepted recovery limits

QC SUMMARY REPORT

Specialty Analytical

WO#: 2410195

4/11/2025

Client: Weyerhaeuser
Project: Priority Pollutants/ Outfall 008B

TestCode: CN_W

Sample ID: LCS-R56096	SampType: LCS	TestCode: CN_W	Units: mg/L	Prep Date:	RunNo: 56096						
Client ID: LCSW	Batch ID: 24698	TestNo: D7284	D7284	Analysis Date: 10/18/2024	SeqNo: 728600						
Analyte	Result	PQL	SPK value	SPK Ref Val	%REC	LowLimit	HighLimit	RPD Ref Val	%RPD	RPDLimit	Qual

Sample ID: 2410161-001DMS	SampType: MS	TestCode: CN_W	Units: mg/L	Prep Date: 10/18/2024	RunNo: 56096						
Client ID: BatchQC	Batch ID: 24698	TestNo: D7284	D7284	Analysis Date: 10/18/2024	SeqNo: 728604						
Analyte	Result	PQL	SPK value	SPK Ref Val	%REC	LowLimit	HighLimit	RPD Ref Val	%RPD	RPDLimit	Qual
Cyanide	0.0491	0.00500	0.05000	0.001747	94.7	67.9	120				

Sample ID: 2410161-001DMSD		SampType: MSD	TestCode: CN_W		Units: mg/L	Prep Date: 10/18/2024			RunNo: 56096		
Client ID: BatchQC		Batch ID: 24698	TestNo: D7284		D7284	Analysis Date: 10/18/2024			SeqNo: 728605		
Analyte	Result	PQL	SPK value	SPK Ref Val	%REC	LowLimit	HighLimit	RPD Ref Val	%RPD	RPDLimit	Qual
Cyanide	0.0511	0.00500	0.05000	0.001747	98.7	67.9	120	0.04907	3.99	20	

Sample ID: CCV1-R56096	SampType: CCV	TestCode: CN_W	Units: mg/L	Prep Date:	RunNo: 56096						
Client ID: CCV	Batch ID: 24698	TestNo: D7284	D7284	Analysis Date: 10/18/2024	SeqNo: 728608						
Analyte	Result	PQL	SPK value	SPK Ref Val	%REC	LowLimit	HighLimit	RPD Ref Val	%RPD	RPDLimit	Qual
Cyanide	0.100	0.00500	0.1000	0	100	90	110				

Qualifiers:

H Holding times for preparation or analysis exceeded
S Spike Recovery outside accepted recovery limits

J Analyte detected below quantitation limits

R RPD outside accepted recovery limits

QC SUMMARY REPORT

Specialty Analytical

WO#: 2410195

4/11/2025

Client: Weyerhaeuser

Project: Priority Pollutants/ Outfall 008B

TestCode: CN_W

Sample ID: CCB1-R56096	SampType: CCB	TestCode: CN_W	Units: mg/L	Prep Date:	RunNo: 56096						
Client ID: CCB	Batch ID: 24698	TestNo: D7284	D7284	Analysis Date: 10/18/2024	SeqNo: 728609						
Analyte	Result	PQL	SPK value	SPK Ref Val	%REC	LowLimit	HighLimit	RPD Ref Val	%RPD	RPDLimit	Qual

Cyanide ND 0.00500

Sample ID: CCV2-R56096		SampType: CCV		TestCode: CN_W		Units: mg/L		Prep Date:			RunNo: 56096		
Client ID: CCV		Batch ID: 24698		TestNo: D7284		D7284		Analysis Date: 10/18/2024			SeqNo: 728611		
Analyte		Result		PQL	SPK value	SPK Ref Val	%REC	LowLimit	HighLimit	RPD Ref Val	%RPD	RPDLimit	Qual

Cyanide 0.101 0.00500 0.1000 0 101 90 110

Sample ID: CCB2-R56096		SampType: CCB		TestCode: CN_W		Units: mg/L		Prep Date:			RunNo: 56096		
Client ID: CCB		Batch ID: 24698		TestNo: D7284		D7284		Analysis Date: 10/18/2024			SeqNo: 728612		
Analyte		Result		PQL	SPK value	SPK Ref Val	%REC	LowLimit	HighLimit	RPD Ref Val	%RPD	RPDLimit	Qual

Cyanide ND 0.00500

Qualifiers: H Holding times for preparation or analysis exceeded
S Spike Recovery outside accepted recovery limits

J Analyte detected below quantitation limits

R RPD outside accepted recovery limits

QC SUMMARY REPORT

Specialty Analytical

WO#: 2410195

4/11/2025

Client: Weyerhaeuser
Project: Priority Pollutants/ Outfall 008B

TestCode: CN_WAD

Sample ID: CCV1-R56097	SampType: CCV	TestCode: CN_WAD	Units: mg/L	Prep Date:	RunNo: 56097						
Client ID: CCV	Batch ID: 24699	TestNo: D2036	D2036	Analysis Date: 10/18/2024	SeqNo: 728613						
Analyte	Result	PQL	SPK value	SPK Ref Val	%REC	LowLimit	HighLimit	RPD Ref Val	%RPD	RPDLimit	Qual
Cyanide, WAD	0.100	0.005	0.100	0	100	90	110				

Sample ID: CCB1-R56097	SampType: CCB	TestCode: CN_WAD	Units: mg/L	Prep Date:	RunNo: 56097						
Client ID: CCB	Batch ID: 24699	TestNo: D2036	D2036	Analysis Date: 10/18/2024	SeqNo: 728614						
Analyte	Result	PQL	SPK value	SPK Ref Val	%REC	LowLimit	HighLimit	RPD Ref Val	%RPD	RPDLimit	Qual
Cyanide, WAD	ND	0.005									

Sample ID: MB-R56097	SampType: MBLK	TestCode: CN_WAD	Units: mg/L	Prep Date:	RunNo: 56097						
Client ID: PBW	Batch ID: 24699	TestNo: D2036	D2036	Analysis Date: 10/18/2024	SeqNo: 728615						
Analyte	Result	PQL	SPK value	SPK Ref Val	%REC	LowLimit	HighLimit	RPD Ref Val	%RPD	RPDLimit	Qual
Cyanide, WAD	ND	0.005									

Sample ID: LCS-R56097	SampType: LCS	TestCode: CN_WAD	Units: mg/L	Prep Date:	RunNo: 56097						
Client ID: LCSW	Batch ID: 24699	TestNo: D2036	D2036	Analysis Date: 10/18/2024	SeqNo: 728616						
Analyte	Result	PQL	SPK value	SPK Ref Val	%REC	LowLimit	HighLimit	RPD Ref Val	%RPD	RPDLimit	Qual
Cyanide, WAD	0.085	0.005	0.100	0	85.2	70	130				

Qualifiers: H Holding times for preparation or analysis exceeded J Analyte detected below quantitation limits R RPD outside accepted recovery limits
S Spike Recovery outside accepted recovery limits

QC SUMMARY REPORT

Specialty Analytical

WO#: 2410195

4/11/2025

Client: Weyerhaeuser
Project: Priority Pollutants/ Outfall 008B

TestCode: CN_WAD

Sample ID: LCS-R56097	SampType: LCS	TestCode: CN_WAD	Units: mg/L	Prep Date:	RunNo: 56097						
Client ID: LCSW	Batch ID: 24699	TestNo: D2036	D2036	Analysis Date: 10/18/2024	SeqNo: 728616						
Analyte	Result	PQL	SPK value	SPK Ref Val	%REC	LowLimit	HighLimit	RPD Ref Val	%RPD	RPDLimit	Qual

Sample ID: 2410195-001AMS	SampType: MS	TestCode: CN_WAD	Units: mg/L	Prep Date: 10/18/2024	RunNo: 56097						
Client ID: Truck Shop	Batch ID: 24699	TestNo: D2036	D2036	Analysis Date: 10/18/2024	SeqNo: 728618						
Analyte	Result	PQL	SPK value	SPK Ref Val	%REC	LowLimit	HighLimit	RPD Ref Val	%RPD	RPDLimit	Qual
Cyanide, WAD	0.041	0.005	0.050	0	81.6	67.9	119				

Sample ID: 2410195-001AMSD	SampType: MSD	TestCode: CN_WAD	Units: mg/L	Prep Date: 10/18/2024	RunNo: 56097						
Client ID: Truck Shop	Batch ID: 24699	TestNo: D2036	D2036	Analysis Date: 10/18/2024	SeqNo: 728619						
Analyte	Result	PQL	SPK value	SPK Ref Val	%REC	LowLimit	HighLimit	RPD Ref Val	%RPD	RPDLimit	Qual
Cyanide, WAD	0.046	0.005	0.050	0	91.6	67.9	119	0.041	11.5	20	

Sample ID: CCV2-R56097	SampType: CCV	TestCode: CN_WAD	Units: mg/L	Prep Date:	RunNo: 56097						
Client ID: CCV	Batch ID: 24699	TestNo: D2036	D2036	Analysis Date: 10/18/2024	SeqNo: 728620						
Analyte	Result	PQL	SPK value	SPK Ref Val	%REC	LowLimit	HighLimit	RPD Ref Val	%RPD	RPDLimit	Qual
Cyanide, WAD	0.101	0.005	0.100	0	101	90	110				

Qualifiers:

H Holding times for preparation or analysis exceeded
S Spike Recovery outside accepted recovery limits

J Analyte detected below quantitation limits

R RPD outside accepted recovery limits

QC SUMMARY REPORT

Specialty Analytical

WO#: 2410195

4/11/2025

Client: Weyerhaeuser

Project: Priority Pollutants/ Outfall 008B

TestCode: CN_WAD

Sample ID: CCB2-R56097	SampType: CCB	TestCode: CN_WAD	Units: mg/L	Prep Date:	RunNo: 56097						
Client ID: CCB	Batch ID: 24699	TestNo: D2036	D2036	Analysis Date: 10/18/2024	SeqNo: 728621						
Analyte	Result	PQL	SPK value	SPK Ref Val	%REC	LowLimit	HighLimit	RPD Ref Val	%RPD	RPDLimit	Qual
Cyanide, WAD	ND	0.005									

Qualifiers: H Holding times for preparation or analysis exceeded
S Spike Recovery outside accepted recovery limits

J Analyte detected below quantitation limits

R RPD outside accepted recovery limits

QC SUMMARY REPORT

Specialty Analytical

WO#: 2410195

4/11/2025

Client: Weyerhaeuser
Project: Priority Pollutants/ Outfall 008B

TestCode: CR6_IC

Sample ID: CCV-1	SampType: CCV	TestCode: CR6_IC	Units: µg/L	Prep Date:	RunNo: 56095						
Client ID: CCV	Batch ID: R56095	TestNo: 218.6		Analysis Date: 10/18/2024	SeqNo: 728581						
Analyte	Result	PQL	SPK value	SPK Ref Val	%REC	LowLimit	HighLimit	RPD Ref Val	%RPD	RPDLimit	Qual
Chromium, Hexavalent	9.59	0.500	10.00	0	95.9	90	110				

Sample ID: MB-R56095	SampType: MBLK	TestCode: CR6_IC	Units: µg/L	Prep Date:	RunNo: 56095						
Client ID: PBW	Batch ID: R56095	TestNo: 218.6		Analysis Date: 10/18/2024	SeqNo: 728582						
Analyte	Result	PQL	SPK value	SPK Ref Val	%REC	LowLimit	HighLimit	RPD Ref Val	%RPD	RPDLimit	Qual
Chromium, Hexavalent	ND	0.500									

Sample ID: LCS-R56095	SampType: LCS	TestCode: CR6_IC	Units: µg/L	Prep Date:	RunNo: 56095						
Client ID: LCSW	Batch ID: R56095	TestNo: 218.6		Analysis Date: 10/18/2024	SeqNo: 728583						
Analyte	Result	PQL	SPK value	SPK Ref Val	%REC	LowLimit	HighLimit	RPD Ref Val	%RPD	RPDLimit	Qual
Chromium, Hexavalent	9.87	0.500	10.00	0	98.7	90	110				

Sample ID: 2410195-001EDUP	SampType: DUP	TestCode: CR6_IC	Units: µg/L	Prep Date:	RunNo: 56095						
Client ID: Truck Shop	Batch ID: R56095	TestNo: 218.6		Analysis Date: 10/18/2024	SeqNo: 728585						
Analyte	Result	PQL	SPK value	SPK Ref Val	%REC	LowLimit	HighLimit	RPD Ref Val	%RPD	RPDLimit	Qual
Chromium, Hexavalent	2.39	0.500						2.490	4.10	20	

Qualifiers: H Holding times for preparation or analysis exceeded J Analyte detected below quantitation limits R RPD outside accepted recovery limits
S Spike Recovery outside accepted recovery limits

QC SUMMARY REPORT

Specialty Analytical

WO#: 2410195

4/11/2025

Client: Weyerhaeuser
Project: Priority Pollutants/ Outfall 008B

TestCode: CR6_IC

Sample ID: 2410195-001EDUP	SampType: DUP	TestCode: CR6_IC	Units: µg/L	Prep Date:	RunNo: 56095						
Client ID: Truck Shop	Batch ID: R56095	TestNo: 218.6	Analysis Date: 10/18/2024	SeqNo: 728585							
Analyte	Result	PQL	SPK value	SPK Ref Val	%REC	LowLimit	HighLimit	RPD Ref Val	%RPD	RPDLimit	Qual

Sample ID: 2410195-001EMS	SampType: MS	TestCode: CR6_IC	Units: µg/L	Prep Date:	RunNo: 56095						
Client ID: Truck Shop	Batch ID: R56095	TestNo: 218.6	Analysis Date: 10/18/2024	SeqNo: 728586							
Analyte	Result	PQL	SPK value	SPK Ref Val	%REC	LowLimit	HighLimit	RPD Ref Val	%RPD	RPDLimit	Qual
Chromium, Hexavalent	12.2	0.500	10.00	2.490	97.0	75	125				

Sample ID: 2410195-001EMSD	SampType: MSD	TestCode: CR6_IC	Units: µg/L	Prep Date:	RunNo: 56095						
Client ID: Truck Shop	Batch ID: R56095	TestNo: 218.6	Analysis Date: 10/18/2024	SeqNo: 728587							
Analyte	Result	PQL	SPK value	SPK Ref Val	%REC	LowLimit	HighLimit	RPD Ref Val	%RPD	RPDLimit	Qual
Chromium, Hexavalent	12.3	0.500	10.00	2.490	97.8	75	125	12.19	0.654	20	

Sample ID: CCV-2	SampType: CCV	TestCode: CR6_IC	Units: µg/L	Prep Date:	RunNo: 56095						
Client ID: CCV	Batch ID: R56095	TestNo: 218.6	Analysis Date: 10/18/2024	SeqNo: 728588							
Analyte	Result	PQL	SPK value	SPK Ref Val	%REC	LowLimit	HighLimit	RPD Ref Val	%RPD	RPDLimit	Qual
Chromium, Hexavalent	20.0	0.500	20.00	0	100	90	110				

Qualifiers: H Holding times for preparation or analysis exceeded J Analyte detected below quantitation limits R RPD outside accepted recovery limits
S Spike Recovery outside accepted recovery limits

QC SUMMARY REPORT

Specialty Analytical

WO#: 2410195

4/11/2025

Client: Weyerhaeuser
Project: Priority Pollutants/ Outfall 008B

TestCode: PHENOLICS_W

Sample ID: MB-R56178	SampType: MBLK	TestCode: PHENOLICS_	Units: mg/L	Prep Date:	RunNo: 56178						
Client ID: PBW	Batch ID: R56178	TestNo: E420.1		Analysis Date: 10/25/2024	SeqNo: 729695						
Analyte	Result	PQL	SPK value	SPK Ref Val	%REC	LowLimit	HighLimit	RPD Ref Val	%RPD	RPDLimit	Qual
Phenolics, Total Recoverable	ND	0.0500									

Sample ID: LCS-R56178	SampType: LCS	TestCode: PHENOLICS_	Units: mg/L	Prep Date:	RunNo: 56178						
Client ID: LCSW	Batch ID: R56178	TestNo: E420.1	Analysis Date: 10/25/2024	SeqNo: 729696							
Analyte	Result	PQL	SPK value	SPK Ref Val	%REC	LowLimit	HighLimit	RPD Ref Val	%RPD	RPDLimit	Qual
Phenolics, Total Recoverable	0.934	0.0500	1.000	0	93.4	90	110				

Sample ID: 2410195-001BMS	SampType: MS	TestCode: PHENOLICS_	Units: mg/L	Prep Date:	RunNo: 56178						
Client ID: Truck Shop	Batch ID: R56178	TestNo: E420.1		Analysis Date: 10/25/2024	SeqNo: 729699						
Analyte	Result	PQL	SPK value	SPK Ref Val	%REC	LowLimit	HighLimit	RPD Ref Val	%RPD	RPDLimit	Qual
Phenolics, Total Recoverable	0.238	0.0500	0.2500	0.02545	84.9	75	125				

Sample ID: 2410195-001BMSD	SampType: MSD	TestCode: PHENOLICS_	Units: mg/L	Prep Date:	RunNo: 56178						
Client ID: Truck Shop	Batch ID: R56178	TestNo: E420.1		Analysis Date: 10/25/2024	SeqNo: 729700						
Analyte	Result	PQL	SPK value	SPK Ref Val	%REC	LowLimit	HighLimit	RPD Ref Val	%RPD	RPDLimit	Qual
Phenolics, Total Recoverable	0.229	0.0500	0.2500	0.02545	81.5	75	125	0.2377	3.64	20	

Qualifiers: H Holding times for preparation or analysis exceeded J Analyte detected below quantitation limits R RPD outside accepted recovery limits
S Spike Recovery outside accepted recovery limits

QC SUMMARY REPORT

Specialty Analytical

WO#: 2410195

4/11/2025

Client: Weyerhaeuser
Project: Priority Pollutants/ Outfall 008B

TestCode: PHENOLICS_W

Sample ID: 2410195-001BMSD	SampType: MSD	TestCode: PHENOLICS_	Units: mg/L	Prep Date:	RunNo: 56178						
Client ID: Truck Shop	Batch ID: R56178	TestNo: E420.1	Analysis Date: 10/25/2024	SeqNo: 729700							
Analyte	Result	PQL	SPK value	SPK Ref Val	%REC	LowLimit	HighLimit	RPD Ref Val	%RPD	RPDLimit	Qual

Sample ID: CCV1-R56178	SampType: CCV	TestCode: PHENOLICS_	Units: mg/L	Prep Date:	RunNo: 56178						
Client ID: CCV	Batch ID: R56178	TestNo: E420.1	Analysis Date: 10/25/2024	SeqNo: 729702							
Analyte	Result	PQL	SPK value	SPK Ref Val	%REC	LowLimit	HighLimit	RPD Ref Val	%RPD	RPDLimit	Qual
Phenolics, Total Recoverable	0.934	0.0500	1.000	0	93.4	90	110				

Sample ID: CCB1-R56178	SampType: CCB	TestCode: PHENOLICS_	Units: mg/L	Prep Date:	RunNo: 56178						
Client ID: CCB	Batch ID: R56178	TestNo: E420.1	Analysis Date: 10/25/2024	SeqNo: 729703							
Analyte	Result	PQL	SPK value	SPK Ref Val	%REC	LowLimit	HighLimit	RPD Ref Val	%RPD	RPDLimit	Qual
Phenolics, Total Recoverable	ND	0.0500									

Sample ID: CCV2-R56178	SampType: CCV	TestCode: PHENOLICS_	Units: mg/L	Prep Date:	RunNo: 56178						
Client ID: CCV	Batch ID: R56178	TestNo: E420.1	Analysis Date: 10/25/2024	SeqNo: 729705							
Analyte	Result	PQL	SPK value	SPK Ref Val	%REC	LowLimit	HighLimit	RPD Ref Val	%RPD	RPDLimit	Qual
Phenolics, Total Recoverable	0.934	0.0500	1.000	0	93.4	90	110				

Qualifiers: H Holding times for preparation or analysis exceeded J Analyte detected below quantitation limits R RPD outside accepted recovery limits
S Spike Recovery outside accepted recovery limits

QC SUMMARY REPORT

Specialty Analytical

WO#: 2410195

4/11/2025

Client: Weyerhaeuser

Project: Priority Pollutants/ Outfall 008B

TestCode: PHENOLICS_W

Sample ID: CCB2-R56178	SampType: CCB	TestCode: PHENOLICS_	Units: mg/L	Prep Date:	RunNo: 56178						
Client ID: CCB	Batch ID: R56178	TestNo: E420.1	Analysis Date: 10/25/2024	SeqNo: 729706							
Analyte	Result	PQL	SPK value	SPK Ref Val	%REC	LowLimit	HighLimit	RPD Ref Val	%RPD	RPDLimit	Qual
Phenolics, Total Recoverable	ND	0.0500									

Qualifiers: H Holding times for preparation or analysis exceeded
S Spike Recovery outside accepted recovery limits

J Analyte detected below quantitation limits

R RPD outside accepted recovery limits



Specialty Analytical
9011 SE Jannsen Rd
Clackamas, Oregon 97015
TEL: 503-607-1331 FAX: 503-607-1336
Website: www.specialtyanalytical.com

Sample Receipt Checklist

Client Name: WEYERHAEUSER

Work Order Number 2410195

RcptNo: 1

Date and Time Received: 10/17/2024 2:47:00 PM

Received by: Mandy Wehe

Completed by:

Reviewed by:

Completed Date: 10/17/2024

Reviewed Date: 10/18/2024 10:00:25 AM

Carrier name: SA

Chain of custody present?	Yes <input checked="" type="checkbox"/>	No <input type="checkbox"/>		
Chain of custody signed when relinquished and received?	Yes <input checked="" type="checkbox"/>	No <input type="checkbox"/>		
Chain of custody agrees with sample labels?	Yes <input checked="" type="checkbox"/>	No <input type="checkbox"/>	Not Present	<input type="checkbox"/>
Are matrices correctly identified on Chain of custody?	Yes <input checked="" type="checkbox"/>	No <input type="checkbox"/>		
Is it clear what analyses were requested?	Yes <input checked="" type="checkbox"/>	No <input type="checkbox"/>		
Custody seals intact on sample bottles?	Yes <input type="checkbox"/>	No <input type="checkbox"/>	Not Present	<input checked="" type="checkbox"/>
Samples in proper container/bottle?	Yes <input checked="" type="checkbox"/>	No <input type="checkbox"/>		
Were correct preservatives used and noted?	Yes <input checked="" type="checkbox"/>	No <input type="checkbox"/>	NA	<input type="checkbox"/>
Sample containers intact?	Yes <input checked="" type="checkbox"/>	No <input type="checkbox"/>		
Sufficient sample volume for indicated test?	Yes <input checked="" type="checkbox"/>	No <input type="checkbox"/>		
Were container labels complete (ID, Pres, Date)?	Yes <input checked="" type="checkbox"/>	No <input type="checkbox"/>		
All samples received within holding time?	Yes <input checked="" type="checkbox"/>	No <input type="checkbox"/>		
Was an attempt made to cool the samples?	Yes <input checked="" type="checkbox"/>	No <input type="checkbox"/>	NA	<input type="checkbox"/>
All samples received at a temp. of > 0° C to 6.0° C?	Yes <input checked="" type="checkbox"/>	No <input type="checkbox"/>	NA	<input type="checkbox"/>
Response when temperature is outside of range:				
Preservative added to bottles:				
Sample Temp. taken and recorded upon receipt?	Yes <input checked="" type="checkbox"/>	No <input type="checkbox"/>	To	5.1 °C
Water - Were bubbles absent in VOC vials?	Yes <input checked="" type="checkbox"/>	No <input type="checkbox"/>	No Vials	<input type="checkbox"/>
Water - Was there Chlorine Present?	Yes <input type="checkbox"/>	No <input type="checkbox"/>	NA	<input checked="" type="checkbox"/>
Water - pH acceptable upon receipt?	Yes <input checked="" type="checkbox"/>	No <input type="checkbox"/>	NA	<input type="checkbox"/>
Are Samples considered acceptable?	Yes <input checked="" type="checkbox"/>	No <input type="checkbox"/>		
Custody Seals present?	Yes <input checked="" type="checkbox"/>	No <input type="checkbox"/>		
Traffic Report or Packing Lists present?	Yes <input type="checkbox"/>	No <input checked="" type="checkbox"/>		
Airbill or Sticker?	Air Bill <input type="checkbox"/>	Sticker <input type="checkbox"/>	Not Present	<input checked="" type="checkbox"/>
Airbill No:				
Sample Tags Present?	Yes <input type="checkbox"/>	No <input checked="" type="checkbox"/>		
Sample Tags Listed on COC?	Yes <input type="checkbox"/>	No <input checked="" type="checkbox"/>		
Tag Numbers:				
Sample Condition?	Intact <input checked="" type="checkbox"/>	Broken <input type="checkbox"/>	Leaking	<input type="checkbox"/>

Case Number:

SDG:

SAS:

Adjusted? _____ Checked by _____

Any No and/or NA (not applicable) response must be detailed in the comments section below.



Specialty Analytical
9011 SE Jannsen Rd
Clackamas, Oregon 97015
TEL: 503-607-1331 FAX: 503-607-1336
Website: www.specialtyanalytical.com

Sample Receipt Checklist

Client Contacted? ☐ Yes ☒ No ☐ NA Person Contacted: _____ Comments: _____
Contact Mode: ☐ Phone: ☐ Fax: ☐ Email: ☐ In Person: _____
Client Instructions: _____
Date Contacted: _____ Contacted By: _____
Regarding: _____
CorrectiveAction: _____



November 05, 2024

**Enthalpy Analytical - El Dorado Hills
Work Order No. 2410131**

Ms. Mandy Wehe
Specialty Analytical
11711 SE Capps Rd, Ste B
Clackamas, OR 97015

Dear Ms. Wehe,

Enclosed are the results for the sample set received at Enthalpy Analytical - EDH on October 23, 2024 under your Project Name '2410195'.

Enthalpy Analytical - EDH is committed to serving you effectively. If you require additional information, please contact me at 916-673-1520 or by email at kathy.zipp@enthalpy.com.

Thank you for choosing Enthalpy Analytical - EDH as part of your analytical support team.

Sincerely,

A handwritten signature in dark ink that reads 'Kathy Zipp'.

Kathy Zipp
Project Manager

Enthalpy Analytical -EDH certifies that the report herein meets all the requirements set forth by NELAP for those applicable test methods. Results relate only to the samples as received by the laboratory. This report should not be reproduced except in full without the written approval of Enthalpy Analytical -EDH.

Enthalpy Analytical - EDH Order No. 2410131

Case Narrative

Sample Condition on Receipt:

One wastewater sample was received and stored securely in accordance with Enthalpy Analytical - EDH standard operating procedures and EPA methodology. The sample was received in good condition and within the method temperature requirements.

Analytical Notes:

EPA Method 1613B

This sample was extracted and analyzed for 2,3,7,8-TCDD by EPA Method 1613B using a ZB-DIOXIN GC column.

Holding Times

The sample was extracted and analyzed within the method hold times.

Quality Control

The Initial Calibration and Continuing Calibration Verifications met the method acceptance criteria.

A Method Blank and Ongoing Precision and Recovery (OPR) sample were extracted and analyzed with the preparation batch. The analyte was not detected in the Method Blank. The OPR recoveries were within the method acceptance criteria.

Labeled standard recoveries for all QC and field samples were within method acceptance criteria.

TABLE OF CONTENTS

Case Narrative.....	1
Table of Contents.....	3
Sample Inventory.....	4
Analytical Results.....	5
Qualifiers.....	9
Certifications.....	10
Sample Receipt.....	11

Sample Inventory Report

Sample ID	Client Sample ID	Sampled	Received	Components/Containers
2410131-01	Truck Shop	16-Oct-24 11:00	23-Oct-24 11:47	Amber Glass NM Bottle, 1L

ANALYTICAL RESULTS

Sample ID: Method Blank
EPA Method 1613B
Client Data

Name: Specialty Analytical
Project: 2410195
Matrix: Aqueous

Laboratory Data

Lab Sample: B24J251-BLK1
QC Batch: B24J251 Date Extracted: 30-Oct-24
Sample Size: 1.00 L Column: ZB-DIOXIN

Analyte	Conc. (pg/L)	EDL	MDL	EMPC	Qualifiers	Analyzed	Dilution
2,3,7,8-TCDD	ND	0.393	3.92			01-Nov-24 16:31	1
Labeled Standards	Type	% Recovery		Limits	Qualifiers	Analyzed	Dilution
13C-2,3,7,8-TCDD	IS	84.6		31 - 137		01-Nov-24 16:31	1
37Cl-2,3,7,8-TCDD	CRS	111		42 - 164		01-Nov-24 16:31	1

EDL - Sample specific estimated detection limit

EMPC - Estimated maximum possible concentration

MDL - Method Detection Limit

Sample ID: OPR
EPA Method 1613B
Client Data

Name: Specialty Analytical
 Project: 2410195
 Matrix: Aqueous

Laboratory Data

Lab Sample: B24J251-BS1
 QC Batch: B24J251 Date Extracted: 30-Oct-24 07:29
 Sample Size: 1.00 L Column: ZB-DIOXIN

Analyte	Amt Found (pg/L)	Spike Amt	% Recovery	Limits	Qualifiers	Analyzed	Dilution
2,3,7,8-TCDD	204	200	102	73 - 146		01-Nov-24 11:09	1
Labeled Standards	Type		% Recovery	Limits	Qualifiers	Analyzed	Dilution
13C-2,3,7,8-TCDD	IS		86.1	25 - 141		01-Nov-24 11:09	1
37Cl-2,3,7,8-TCDD	CRS		118	37 - 158		01-Nov-24 11:09	1

Sample ID: Truck Shop
EPA Method 1613B
Client Data

Name: Specialty Analytical
Project: 2410195
Matrix: Wastewater
Date Collected: 16-Oct-24 11:00

Laboratory Data

Lab Sample: 2410131-01 Date Received: 23-Oct-24 11:47
QC Batch: B24J251 Date Extracted: 30-Oct-24
Sample Size: 1.03 L Column: ZB-DIOXIN

Analyte	Conc. (pg/L)	EDL	MDL	EMPC	Qualifiers	Analyzed	Dilution
2,3,7,8-TCDD	ND	0.518	3.80			02-Nov-24 03:24	1
Labeled Standards	Type	% Recovery		Limits	Qualifiers	Analyzed	Dilution
13C-2,3,7,8-TCDD	IS	80.6		31 - 137		02-Nov-24 03:24	1
37Cl-2,3,7,8-TCDD	CRS	116		42 - 164		02-Nov-24 03:24	1

EDL - Sample specific estimated detection limit

EMPC - Estimated maximum possible concentration

MDL - Method Detection Limit

DATA QUALIFIERS & ABBREVIATIONS

B	This compound was also detected in the method blank
Conc.	Concentration
CRS	Cleanup Recovery Standard
D	Dilution
DL	Detection Limit
E	The associated compound concentration exceeded the calibration range of the instrument
H	Recovery and/or RPD was outside laboratory acceptance limits
I	Chemical Interference
IS	Internal Standard
J	The amount detected is below the Reporting Limit/LOQ
LOD	Limit of Detection
LOQ	Limit of Quantitation
M	Estimated Maximum Possible Concentration (CA Region 2 projects only)
MDL	Method Detection Limit
NA	Not applicable
ND	Not Detected
OPR	Ongoing Precision and Recovery sample
P	The reported concentration may include contribution from chlorinated diphenyl ether(s).
Q	The ion transition ratio is outside of the acceptance criteria.
RL	Reporting Limit
RL	For 537.1, the reported RLs are the MRLs.
TEQ	Toxic Equivalency, sum of the toxic equivalency factors (TEF) multiplied by the sample concentrations.
TEQMax	TEQ calculation that uses the detection limit as the concentration for non-detects
TEQMin	TEQ calculation that uses zero as the concentration for non-detects
TEQRisk	TEQ calculation that uses ½ the detection limit as the concentration for non-detects
U	Not Detected (specific projects only)
*	See Cover Letter

Unless otherwise noted, solid sample results are reported in dry weight. Tissue samples are reported in wet weight.

Enthalpy Analytical - EDH Certifications

Accrediting Authority	Certificate Number
Alaska Department of Environmental Conservation	17-013
Arkansas Department of Environmental Quality	21-023-0
California Department of Health – ELAP	2892
DoD ELAP - A2LA Accredited - ISO/IEC 17025	3091.01
Florida Department of Health	E87777
Hawaii Department of Health	N/A
Louisiana Department of Environmental Quality	01977
Maine Department of Health	2020018
Michigan Department of Environmental Quality	9932
Minnesota Department of Health	2211390
Nevada Division of Environmental Protection	CA00413
New Hampshire Environmental Accreditation Program	207721
New Jersey Department of Environmental Protection	CA003
New York Department of Health	11411
Ohio Environmental Protection Agency	87778
Oregon Laboratory Accreditation Program	4042-021
Texas Commission on Environmental Quality	T104704189-22-13
Vermont Department of Health	VT-4042
Virginia Department of General Services	11276
Washington Department of Ecology	C584
Wisconsin Department of Natural Resources	998036160

Current certificates and lists of licensed parameters can be found at Enthalpy.com/Resources/Accreditations.

<div style="display: inline-block; vertical-align: middle; margin-left: 10px;"> Specialty Analytical 9011 SE Jannsen Rd Clackamas, OR 97015 Phone: 503-607-1331 Fax: 503-607-1336 </div>		Chain of Custody Record											
		Date: 10/21/24				Page: 1 of 1				Laboratory Project No (internal):			
Client: Specialty Analytical						Project Name: 2410195				Temperature on Receipt: °C			
Address: 9011 SE Jannsen Rd						Project No: PO No:				Cooling: Shipped Via:			
City, State, Zip: Clackamas, OR, 97015						Collected by: Client				Custody Seal: Y / N Intact / Broken Cooler / Bottle			
Telephone: 503-607-1331						State Collected: OR <input type="checkbox"/> WA <input checked="" type="checkbox"/> OTHER				MDL <input type="checkbox"/> TIER IV <input type="checkbox"/> EDD <input type="checkbox"/>			
AP Email: mandy@specialtyanalytical.com						Report To (PM): PM / Mandy Wehe				Sample Disposal: <input type="checkbox"/> Return to client <input checked="" type="checkbox"/> Disposal by lab (after 60 days)			
PM Email: PM@specialtyanalytical.com / mandy@specialtyanalytical.com													

Sample Name	Sample Date	Sample Time	Sample Matrix*	# of Containers	Dioxin Furans*	Requested Tests												Comments
1 Truck Shop	10/16/24	1100	WW	1	✓													*2,3,7,8 TCDD only
2																		
3																		
4																		
5																		
6																		
7																		
8																		
9																		
10																		

* Matrix: A = Air, AQ = Aqueous, L = Liquid, O = Oil, P = Product, S = Soil, SD = Sediment, SL = Solid, W = Water, DW = Drinking Water, GW = Ground Water, SW = Storm Water, WW = Waste Water, M = Miscellaneous

Turn-around Time:		Standard (5-7 Business): <input checked="" type="checkbox"/>		3 Day: <input type="checkbox"/>		2 Day: <input type="checkbox"/>		Next Day: <input type="checkbox"/>		Same Day: <input type="checkbox"/>	
Expedited turn-around requests should be coordinated in advance											

Relinquished	Date/Time	Received	Date/Time	
x <i>[Signature]</i>	10-21-24 1630	x <i>[Signature]</i>	10/23/24 11:47	
Relinquished	Date/Time	Received	Date/Time	
x		x		
Relinquished	Date/Time	Received	Date/Time	
x		x		

CoC/Label Reconciliation Report WO# 2410131

LabNumber	CoC Sample ID	SampleAlias	Sample Date/Time	Container	BaseMatrix	Sample Comments
2410131-01	A Truck Shop	<input checked="" type="checkbox"/> (A)	16-Oct-24 11:00 <input checked="" type="checkbox"/>	Amber Glass NM Bottle, 1L	Aqueous	

Checkmarks indicate that information on the COC reconciled with the sample label.
Any discrepancies are noted in the following columns.

	Yes	No	NA
Sample Container Intact?	<input checked="" type="checkbox"/>	<input type="checkbox"/>	<input type="checkbox"/>
Sample Custody Seals Intact?	<input type="checkbox"/>	<input type="checkbox"/>	<input checked="" type="checkbox"/>
Adequate Sample Volume?	<input checked="" type="checkbox"/>	<input type="checkbox"/>	<input type="checkbox"/>
Container Type Appropriate for Analysis(es)	<input checked="" type="checkbox"/>	<input type="checkbox"/>	<input type="checkbox"/>

Comments:

(A) No backup volume.

Preservation Documented: Na2S2O3 Trizma NH4CH3CO2 None Other

Verified by/Date: XAO 10/23/24
WJS 10/23/24



Burlington, WA *Corporate Laboratory (a)*
1620 S Walnut St - Burlington, WA 98233 - 800.755.9295 • 360.757.1400
Bellingham, WA *Microbiology (b)*
805 Orchard Dr Ste 4 - Bellingham, WA 98225 - 360.715.1212

Portland, OR *Microbiology/Chemistry (c)*
9725 SW Commerce Cr Ste A2 - Wilsonville, OR 97070 - 503.682.7802
Corvallis, OR *Microbiology/Chemistry (d)*
1100 NE Circle Blvd, Ste 130 - Corvallis, OR 97330 - 541.753.4946
Bend, OR *Microbiology (e)*
20332 Empire Blvd Ste 4 - Bend, OR 97701 - 541.639.8425

December 13, 2024

Page 1 of 1

Emily Thompson
Specialty Analytical
9011 SE Jannsen Rd
Clackamas, OR 97015
RE: 24-31619 - 2410195

Dear Emily Thompson,

Your project: 2410195, was received on Friday October 18, 2024.

All samples were analyzed within the accepted holding times and were appropriately preserved and analyzed according to approved analytical protocols, unless noted in the data or QC reports. The quality control data was within laboratory acceptance limits, unless specified in the data or QC reports.

If you have questions phone us at 800 755-9295.

Respectfully

A handwritten signature in blue ink, reading "Lawrence J Henderson". The signature is fluid and cursive, with a long horizontal stroke at the end.

Lawrence J Henderson, PhD
Director of Laboratories, Vice President

Enclosures: Data Report
QC Reports
Chain of Custody



Burlington, WA Corporate Laboratory (a)
1620 S Walnut St - Burlington, WA 98233 - 800.755.9295 • 360.757.1400
Bellingham, WA Microbiology (b)
805 Orchard Dr Ste 4 - Bellingham, WA 98225 - 360.715.1212

Portland, OR Microbiology/Chemistry (c)
9725 SW Commerce Cr Ste A2 - Wilsonville, OR 97070 - 503.682.7802
Corvallis, OR Microbiology/Chemistry (d)
1100 NE Circle Blvd, Ste 130 - Corvallis, OR 97330 - 541.753.4946
Bend, OR Microbiology (e)
20332 Empire Blvd Ste 4 - Bend, OR 97701 - 541.639.8425

WSDOE Lab C567

DATA REPORT

Page 1 of 2

Client Name: Specialty Analytical
9011 SE Jannsen Rd
Clackamas, OR 97015

Reference Number: **24-31619**
Project: 2410195

Lab Number: 60827
Field ID: 2410195
Sample Description: Truck Shop
Matrix: Wastewater
Sample Date: 10/16/24
Extraction Date: 10/23/24
Extraction Method: 3510C

Report Date: 12/13/24
Date Analyzed: 11/22/24
Analyst: NML
Analytical Method: 625.1
Batch: 625_241023
Approved By: pdm

Authorized by:

Lawrence J Henderson, PhD
Director of Laboratories, Vice President

CAS	Compound	RESULT	Flag	UNITS	Lab QL	MDL	D.F.	Lab	COMMENT
Acid Extractables									
88-06-2	2,4,6-TRICHLOROPHENOL	ND		ug/L	1	0.1	1.00	a	
120-83-2	2,4-DICHLOROPHENOL	ND		ug/L	1	0.2	1.00	a	
105-67-9	2,4-DIMETHYLPHENOL	ND		ug/L	1	0.4	1.00	a	
51-28-5	2,4-DINITROPHENOL	ND		ug/L	1	0.5	1.00	a	
95-57-8	2-CHLOROPHENOL	ND		ug/L	1	0.1	1.00	a	
88-75-5	2-NITROPHENOL	ND		ug/L	1	0.2	1.00	a	
534-52-1	4,6-DINITRO-2-METHYLPHENOL	ND		ug/L	1	0.3	1.00	a	
59-50-7	4-CHLORO-3-METHYLPHENOL	ND		ug/L	1	0.2	1.00	a	
100-02-7	4-NITROPHENOL	ND		ug/L	1	0.3	1.00	a	
87-86-5	PENTACHLOROPHENOL	ND		ug/L	0.4	0.2	1.00	a	
108-95-2	PHENOL	ND		ug/L	1	0.1	1.00	a	
Base/Neutral Extractables									
120-82-1	1,2,4-TRICHLOROBENZENE	ND		ug/L	0.4	0.05	1.00	a	
122-66-7	1,2-DIPHENYLHYDRAZINE	ND		ug/L	0.4	0.06	1.00	a	as Azobenzene
121-14-2	2,4-DINITROTOLUENE	ND		ug/L	0.4	0.07	1.00	a	
606-20-2	2,6-DINITROTOLUENE	ND		ug/L	0.4	0.09	1.00	a	
91-58-7	2-CHLORONAPHTHALENE	ND		ug/L	0.4	0.05	1.00	a	
91-94-1	3,3-DICHLOROBENZIDINE	ND		ug/L	0.2	0.2	1.00	a	
101-55-3	4-BROMOPHENYL PHENYL ETHER	ND		ug/L	0.4	0.04	1.00	a	
7005-72-3	4-CHLOROPHENYL PHENYL ETHER	ND		ug/L	0.4	0.04	1.00	a	
83-32-9	ACENAPHTHENE	ND		ug/L	0.4	0.04	1.00	a	
208-96-8	ACENAPHTHYLENE	ND		ug/L	0.4	0.07	1.00	a	
120-12-7	ANTHRACENE	ND		ug/L	0.4	0.05	1.00	a	
56-55-3	BENZ[A]ANTHRACENE	ND		ug/L	0.4	0.05	1.00	a	
92-87-5	BENZIDINE	ND		ug/L	10	9.	1.00	a	screening method
50-32-8	BENZO(A)PYRENE	ND		ug/L	0.4	0.05	1.00	a	
205-99-2	BENZO[B]FLUORANTHENE	ND		ug/L	0.4	0.08	1.00	a	unresolved w/ Benzo(J)Fluoranthene

Notes:

Flags are data qualifiers. If there are data qualifiers on your report definitions can be found on an accompanying sheet.

ND - indicates the compound was not detected above the PQL or MDL.

Lab QL = Laboratory Quantitation Limit is the lowest level that can be achieved within specified limits of precision and accuracy during routine laboratory operating conditions.

Permit QL = Quantitation Limit required by permit (listed in Appendix A) or other regulatory requirement.

D.F. - Dilution Factor.

If you have any questions concerning this report contact us at the above phone number.

Form: c608.rpt

Lab Number: 60827

Field ID: 2410195

Sample Description: Truck Shop

Matrix: Wastewater

Sample Date: 10/16/24

Extraction Date: 10/23/24

Extraction Method: 3510C

Report Date: 12/13/24

Date Analyzed: 11/22/24

Analyst: NML

Analytical Method: 625.1

Batch: 625_241023

Approved By: pdm

CAS	Compound	RESULT	Flag	UNITS	Lab QL	MDL	D.F.	Lab	COMMENT
191-24-2	BENZO[G,H,I]PERYLENE	ND		ug/L	0.4	0.05	1.00	a	
207-08-9	BENZO[K]FLUORANTHENE	ND		ug/L	0.4	0.08	1.00	a	
85-68-7	BENZYL BUTYL PHTHALATE	ND		ug/L	0.4	0.03	1.00	a	
108-60-1	BIS(2-CHLORO-1-METHYLETHYL)ETHE R	ND		ug/L	0.4	0.06	1.00	a	
111-91-1	Bis(2-CHLOROETHOXY)METHANE	ND		ug/L	0.4	0.06	1.00	a	
111-44-4	BIS(2-CHLOROETHYL)ETHER	ND		ug/L	0.4	0.06	1.00	a	
218-01-9	CHRYSENE	ND		ug/L	0.4	0.06	1.00	a	
117-81-7	DI(2-ETHYLHEXYL)PHTHALATE	0.5		ug/L	0.4	0.1	1.00	a	
53-70-3	DIBENZO[A,H]ANTHRACENE	ND		ug/L	0.4	0.05	1.00	a	
84-66-2	DIETHYL PHTHALATE	ND		ug/L	0.4	0.06	1.00	a	
131-11-3	DIMETHYL PHTHALATE	ND		ug/L	0.4	0.05	1.00	a	
84-74-2	DI-N-BUTYL PHTHALATE	ND		ug/L	0.4	0.07	1.00	a	
117-84-0	DI-N-OCTYL PHTHALATE	ND		ug/L	0.4	0.02	1.00	a	
206-44-0	FLUORANTHENE	ND		ug/L	0.4	0.05	1.00	a	
86-73-7	FLUORENE	ND		ug/L	0.4	0.05	1.00	a	
118-74-1	HEXACHLOROBENZENE	ND		ug/L	0.4	0.06	1.00	a	
87-68-3	HEXACHLOROBUTADIENE	ND		ug/L	0.4	0.09	1.00	a	
77-47-4	HEXACHLOROCYCLO-PENTADIENE	ND		ug/L	0.4	0.2	1.00	a	
67-72-1	HEXACHLOROETHANE	ND		ug/L	0.4	0.09	1.00	a	
193-39-5	INDENO[1,2,3,C,D]PYRENE	ND		ug/L	0.4	0.09	1.00	a	
78-59-1	ISOPHORONE	ND		ug/L	0.4	0.07	1.00	a	
91-20-3	NAPHTHALENE	ND		ug/L	0.4	0.06	1.00	a	
98-95-3	NITROBENZENE	ND		ug/L	0.4	0.05	1.00	a	
62-75-9	N-NITROSODIMETHYLAMINE	ND		ug/L	0.4	0.3	1.00	a	
621-64-7	N-NITROSODI-N-PROPYLAMINE	ND		ug/L	0.4	0.1	1.00	a	
86-30-6	N-NITROSODIPHENYLAMINE	ND		ug/L	0.4	0.05	1.00	a	as Diphenylamine
85-01-8	PHENANTHRENE	ND		ug/L	0.4	0.06	1.00	a	
129-00-0	PYRENE	ND		ug/L	0.4	0.05	1.00	a	
Ecology Priority Toxic Chemicals									
56-49-5	3-METHYL CHOLANTHRENE	ND		ug/L	1	0.4	1.00	a	
205-82-3	BENZO(J)FLUORANTHENE	ND		ug/L	1	0.4	1.00	a	unresolved w/ Benzo(B)Fluoranthene
189-55-9	BENZO(R,S,T)PENTAPHENE	ND		ug/L	1	0.3	1.00	a	
192-65-4	DIBENZO(A,E)PYRENE	ND		ug/L	1	0.5	1.00	a	
226-36-8	DIBENZO(A,H)ACRIDINE	ND		ug/L	1	0.4	1.00	a	
189-64-0	DIBENZO(A,H)PYRENE	ND		ug/L	1	0.3	1.00	a	
224-42-0	DIBENZO(A,J)ACRIDINE	ND		ug/L	1	0.4	1.00	a	
198-55-0	PERYLENE	ND		ug/L	1	0.6	1.00	a	

Notes:

Flags are data qualifiers. If there are data qualifiers on your report definitions can be found on an accompanying sheet.

ND - indicates the compound was not detected above the PQL or MDL.

Lab QL = Laboratory Quantitation Limit is the lowest level that can be achieved within specified limits of precision and accuracy during routine laboratory operating conditions.

Permit QL = Quantitation Limit required by permit (listed in Appendix A) or other regulatory requirement.

D.F. - Dilution Factor.



SAMPLE INDEPENDENT QUALITY CONTROL REPORT

Reference Number: **24-31619**

Report Date: 12/13/24

Batch	Analyte	Result	True Value	Units	Method	% Recovery	Limits*	QC Qualifier	QC Type	Comment
Laboratory Fortified Blank										
625_241023	0 2 - FLUOROBIPHENYL (Surr)	66		%	625.1		53-140		LFB	
	0 2 - FLUOROPHENOL (Surr)	42		%	625.1		29-140		LFB	
	0 2,4,6 - TRIBROMOPHENOL (Surr)	72		%	625.1		39-140		LFB	
	0 d5-NITROBENZENE (Surr)	69		%	625.1		50-140		LFB	
	0 d5-PHENOL (Surr)	29		%	625.1		23-140		LFB	
	0 p-TERPHENYL-d14 (Surr)	66		%	625.1		60-140		LFB	
	0 2,4,6-TRICHLOROPHENOL	8.5	10	ug/L	625.1	85	52-129		LFB	
	0 2,4-DICHLOROPHENOL	8.2	10	ug/L	625.1	82	53-122		LFB	
	0 2,4-DIMETHYLPHENOL	4.5	10	ug/L	625.1	45	42-120		LFB	
	0 2,4-DINITROPHENOL	8.3	10	ug/L	625.1	83	1-173		LFB	
	0 2-CHLOROPHENOL	6.8	10	ug/L	625.1	68	36-120		LFB	
	0 2-NITROPHENOL	8.0	10	ug/L	625.1	80	45-167		LFB	
	0 4,6-DINITRO-2-METHYLPHENOL	8.6	10	ug/L	625.1	86	53-130		LFB	
	0 4-CHLORO-3-METHYLPHENOL	8.2	10	ug/L	625.1	82	41-128		LFB	
	0 4-NITROPHENOL	4.2	10	ug/L	625.1	42	13-129		LFB	
	0 PENTACHLOROPHENOL	7.9	10	ug/L	625.1	79	38-152		LFB	
	0 PHENOL	3.4	10	ug/L	625.1	34	17-120		LFB	
	0 1,2,4-TRICHLOROBENZENE	7.3	10	ug/L	625.1	73	57-130		LFB	
	0 1,2-DIPHENYLHYDRAZINE	5.9	10	ug/L	625.1	59	71-125	L4	LFB	
	0 2,4-DINITROTOLUENE	8.0	10	ug/L	625.1	80	48-127		LFB	
	0 2,6-DINITROTOLUENE	8.5	10	ug/L	625.1	85	68-137		LFB	
	0 2-CHLORONAPHTHALENE	7.5	10	ug/L	625.1	75	65-120		LFB	
	0 3,3-DICHLOROBENZIDINE	0.5	1	ug/L	625.1	50	8-213		LFB	
	0 4-BROMOPHENYL PHENYL ETHER	8.3	10	ug/L	625.1	83	65-120		LFB	
	0 4-CHLOROPHENYL PHENYL ETHER	7.4	10	ug/L	625.1	74	38-145		LFB	
	0 ACENAPHTHENE	7.1	10	ug/L	625.1	71	60-132		LFB	
	0 ACENAPHTHYLENE	7.5	10	ug/L	625.1	75	54-126		LFB	
	0 ANTHRACENE	7.3	10	ug/L	625.1	73	43-120		LFB	
	0 BENZ[A]ANTHRACENE	7.9	10	ug/L	625.1	79	42-133		LFB	
	0 BENZIDINE	ND	25	ug/L	625.1		1-125	ZZ	LFB	
	0 BENZO(A)PYRENE	8.0	10	ug/L	625.1	80	32-148		LFB	
	0 BENZO[B]FLUORANTHENE	17.2	20	ug/L	625.1	86	42-140		LFB	
	0 BENZO[G,H,I]PERYLENE	8.3	10	ug/L	625.1	83	1-195		LFB	
	0 BENZO[K]FLUORANTHENE	7.8	10	ug/L	625.1	78	25-146		LFB	
	0 BENZYL BUTYL PHTHALATE	7.3	10	ug/L	625.1	73	1-140		LFB	
	0 BIS(2-CHLORO-1-METHYLETHYL)ETHER	7.1	10	ug/L	625.1	71	63-139		LFB	
	0 Bis(2-CHLOROETHOXY)METHANE	7.3	10	ug/L	625.1	73	49-165		LFB	
	0 BIS(2-CHLOROETHYL)ETHER	6.8	10	ug/L	625.1	68	43-126		LFB	
	0 CHRYSENE	7.5	10	ug/L	625.1	75	44-140		LFB	
	0 DI(2-ETHYLHEXYL)PHTHALATE	7.6	10	ug/L	625.1	76	29-137		LFB	
	0 DIBENZO[A,H]ANTHRACENE	8.1	10	ug/L	625.1	81	1-200		LFB	
	0 DIETHYL PHTHALATE	7.4	10	ug/L	625.1	74	1-120		LFB	
	0 DIMETHYL PHTHALATE	7.4	10	ug/L	625.1	74	1-120		LFB	

*Notation:

% Recovery = (Result of Analysis)/(True Value) * 100

NA = Indicates % Recovery could not be calculated.

Limits are intended for water matrices only. These criteria are for guidance only when reported with soils/solids.

FORM: QCIndependent4.rpt



SAMPLE INDEPENDENT QUALITY CONTROL REPORT

Reference Number: **24-31619**

Report Date: 12/13/24

Batch	Analyte	Result	True Value	Units	Method	% Recovery	Limits*	QC Qualifier	QC Type	Comment
Laboratory Fortified Blank										
625_241023	0 DI-N-BUTYL PHTHALATE	7.4	10	ug/L	625.1	74	8-120		LFB	
	0 DI-N-OCTYL PHTHALATE	7.8	10	ug/L	625.1	78	19-132		LFB	
	0 FLUORANTHENE	7.8	10	ug/L	625.1	78	43-121		LFB	
	0 FLUORENE	7.6	10	ug/L	625.1	76	70-120		LFB	
	0 HEXACHLOROBENZENE	8.0	10	ug/L	625.1	80	8-142		LFB	
	0 HEXACHLOROBUTADIENE	6.4	10	ug/L	625.1	64	38-120		LFB	
	0 HEXACHLOROCYCLO-PENTADIENE	7.6	10	ug/L	625.1	76	39-125		LFB	
	0 HEXACHLOROETHANE	6.1	10	ug/L	625.1	61	55-120		LFB	
	0 INDENO[1,2,3-C,D]PYRENE	8.3	10	ug/L	625.1	83	1-151		LFB	
	0 ISOPHORONE	7.5	10	ug/L	625.1	75	47-180		LFB	
	0 NAPHTHALENE	7.0	10	ug/L	625.1	70	36-120		LFB	
	0 NITROBENZENE	7.4	10	ug/L	625.1	74	54-158		LFB	
	0 N-NITROSODIMETHYLAMINE	4.8	10	ug/L	625.1	48	20-116		LFB	
	0 N-NITROSODI-N-PROPYLAMINE	8.5	10	ug/L	625.1	85	14-198		LFB	
	0 N-NITROSODIPHENYLAMINE	7.6	10	ug/L	625.1	76	65-137		LFB	
	0 PHENANTHRENE	7.4	10	ug/L	625.1	74	65-120		LFB	
	0 PYRENE	8.1	10	ug/L	625.1	81	70-120		LFB	
	0 3-METHYL CHOLANTHRENE	7.8	10	ug/L	625.1	78	57-119		LFB	
	0 BENZO(J)FLUORANTHENE	17.4	20	ug/L	625.1	87	42-140		LFB	
	0 BENZO(R,S,T)PENTAPHENE	9.2	10	ug/L	625.1	92	1-172		LFB	
	0 DIBENZO(A,E)PYRENE	10.3	10	ug/L	625.1	103	1-199		LFB	
	0 DIBENZO(A,H)ACRIDINE	9.5	10	ug/L	625.1	95	60-131		LFB	
	0 DIBENZO(A,H)PYRENE	8.6	10	ug/L	625.1	86	4-160		LFB	
	0 DIBENZO(A,J)ACRIDINE	9.4	10	ug/L	625.1	94	55-136		LFB	
	0 PERYLENE	6.7	10	ug/L	625.1	67	57-125		LFB	

*Notation:

% Recovery = (Result of Analysis)/(True Value) * 100

NA = Indicates % Recovery could not be calculated.

Limits are intended for water matrices only. These criteria are for guidance only when reported with soils/solids.

FORM: QCIndependent4.rpt



SAMPLE INDEPENDENT QUALITY CONTROL REPORT

Reference Number: **24-31619**

Report Date: 12/13/24

Batch	Analyte	Result	True Value	Units	Method	% Recovery	Limits*	QC Qualifier	QC Type	Comment
Method Blank										
625_241023	0 2 - FLUOROBIPHENYL (Surr)	66		%	625.1		53-140		MB	
	0 2 - FLUOROPHENOL (Surr)	42		%	625.1		29-140		MB	
	0 2,4,6 - TRIBROMOPHENOL (Surr)	67		%	625.1		39-140		MB	
	0 d5-NITROBENZENE (Surr)	73		%	625.1		50-140		MB	
	0 d5-PHENOL (Surr)	28		%	625.1		23-140		MB	
	0 p-TERPHENYL-d14 (Surr)	67		%	625.1		60-140		MB	
	0 2,4,6-TRICHLOROPHENOL	ND		ug/L	625.1		0-0		MB	
	0 2,4-DICHLOROPHENOL	ND		ug/L	625.1		0-0		MB	
	0 2,4-DIMETHYLPHENOL	ND		ug/L	625.1		0-0		MB	
	0 2,4-DINITROPHENOL	ND		ug/L	625.1		0-0		MB	
	0 2-CHLOROPHENOL	ND		ug/L	625.1		0-0		MB	
	0 2-NITROPHENOL	ND		ug/L	625.1		0-0		MB	
	0 4,6-DINITRO-2-METHYLPHENOL	ND		ug/L	625.1		0-0		MB	
	0 4-CHLORO-3-METHYLPHENOL	ND		ug/L	625.1		0-0		MB	
	0 4-NITROPHENOL	ND		ug/L	625.1		0-0		MB	
	0 PENTACHLOROPHENOL	ND		ug/L	625.1		0-0		MB	
	0 PHENOL	ND		ug/L	625.1		0-0		MB	
	0 1,2,4-TRICHLOROBENZENE	ND		ug/L	625.1		0-0		MB	
	0 1,2-DIPHENYLHYDRAZINE	ND		ug/L	625.1		0-0		MB	
	0 2,4-DINITROTOLUENE	ND		ug/L	625.1		0-0		MB	
	0 2,6-DINITROTOLUENE	ND		ug/L	625.1		0-0		MB	
	0 2-CHLORONAPHTHALENE	ND		ug/L	625.1		0-0		MB	
	0 3,3-DICHLOROBENZIDINE	ND		ug/L	625.1		0-0		MB	
	0 4-BROMOPHENYL PHENYL ETHER	ND		ug/L	625.1		0-0		MB	
	0 4-CHLOROPHENYL PHENYL ETHER	ND		ug/L	625.1		0-0		MB	
	0 ACENAPHTHENE	ND		ug/L	625.1		0-0		MB	
	0 ACENAPHTHYLENE	ND		ug/L	625.1		0-0		MB	
	0 ANTHRACENE	ND		ug/L	625.1		0-0		MB	
	0 BENZ[A]ANTHRACENE	ND		ug/L	625.1		0-0		MB	
	0 BENZIDINE	ND		ug/L	625.1		0-0		MB	
	0 BENZO(A)PYRENE	ND		ug/L	625.1		0-0		MB	
	0 BENZO[B]FLUORANTHENE	ND		ug/L	625.1		0-0		MB	
	0 BENZO[G,H,I]PERYLENE	ND		ug/L	625.1		0-0		MB	
	0 BENZO[K]FLUORANTHENE	ND		ug/L	625.1		0-0		MB	
	0 BENZYL BUTYL PHTHALATE	ND		ug/L	625.1		0-0		MB	
	0 BIS(2-CHLORO-1-METHYLETHYL)ETHER	ND		ug/L	625.1		0-0		MB	
	0 Bis(2-CHLOROETHOXY)METHANE	ND		ug/L	625.1		0-0		MB	
	0 BIS(2-CHLOROETHYL)ETHER	ND		ug/L	625.1		0-0		MB	
	0 CHRYSENE	ND		ug/L	625.1		0-0		MB	
	0 DI(2-ETHYLHEXYL)PHTHALATE	ND		ug/L	625.1		0-0		MB	
	0 DIBENZO[A,H]ANTHRACENE	ND		ug/L	625.1		0-0		MB	
	0 DIETHYL PHTHALATE	ND		ug/L	625.1		0-0		MB	
	0 DIMETHYL PHTHALATE	ND		ug/L	625.1		0-0		MB	

*Notation:

% Recovery = (Result of Analysis)/(True Value) * 100

NA = Indicates % Recovery could not be calculated.

Limits are intended for water matrices only. These criteria are for guidance only when reported with soils/solids.

FORM: QCIndependent4.rpt



SAMPLE INDEPENDENT QUALITY CONTROL REPORT

Reference Number: **24-31619**

Report Date: 12/13/24

Batch	Analyte	Result	True Value	Units	Method	% Recovery	Limits*	QC Qualifier	QC Type	Comment
Method Blank										
625_241023	0 DI-N-BUTYL PHTHALATE	ND		ug/L	625.1		0-0		MB	
	0 DI-N-OCTYL PHTHALATE	ND		ug/L	625.1		0-0		MB	
	0 FLUORANTHENE	ND		ug/L	625.1		0-0		MB	
	0 FLUORENE	ND		ug/L	625.1		0-0		MB	
	0 HEXACHLOROBENZENE	ND		ug/L	625.1		0-0		MB	
	0 HEXACHLOROBUTADIENE	ND		ug/L	625.1		0-0		MB	
	0 HEXACHLOROCYCLO-PENTADIENE	ND		ug/L	625.1		0-0		MB	
	0 HEXACHLOROETHANE	ND		ug/L	625.1		0-0		MB	
	0 INDENO[1,2,3-C,D]PYRENE	ND		ug/L	625.1		0-0		MB	
	0 ISOPHORONE	ND		ug/L	625.1		0-0		MB	
	0 NAPHTHALENE	ND		ug/L	625.1		0-0		MB	
	0 NITROBENZENE	ND		ug/L	625.1		0-0		MB	
	0 N-NITROSODIMETHYLAMINE	ND		ug/L	625.1		0-0		MB	
	0 N-NITROSODI-N-PROPYLAMINE	ND		ug/L	625.1		0-0		MB	
	0 N-NITROSODIPHENYLAMINE	ND		ug/L	625.1		0-0		MB	
	0 PHENANTHRENE	ND		ug/L	625.1		0-0		MB	
	0 PYRENE	ND		ug/L	625.1		0-0		MB	
	0 3-METHYL CHOLANTHRENE	ND		ug/L	625.1		0-0		MB	
	0 BENZO(J)FLUORANTHENE	ND		ug/L	625.1		0-0		MB	
	0 BENZO(R,S,T)PENTAPHENE	ND		ug/L	625.1		0-0		MB	
	0 DIBENZO(A,E)PYRENE	ND		ug/L	625.1		0-0		MB	
	0 DIBENZO(A,H)ACRIDINE	ND		ug/L	625.1		0-0		MB	
	0 DIBENZO(A,H)PYRENE	ND		ug/L	625.1		0-0		MB	
	0 DIBENZO(A,J)ACRIDINE	ND		ug/L	625.1		0-0		MB	
	0 PERYLENE	ND		ug/L	625.1		0-0		MB	

*Notation:

% Recovery = (Result of Analysis)/(True Value) * 100

NA = Indicates % Recovery could not be calculated.

Limits are intended for water matrices only. These criteria are for guidance only when reported with soils/solids.

FORM: QCIndependent4.rpt



SAMPLE DEPENDENT QUALITY CONTROL REPORT

Duplicate, Matrix Spike/Matrix Spike Duplicate and Confirmation Result Report

Reference Number: **24-31619**
Report Date: 12/13/2024

Laboratory Fortified Matrix (MS)

Batch/CAS	Sample	Analyte	Result	Spike Result	Duplicate	Conc	Units	Percent Recovery				QC		Comments	
					Spike Result			MS	MSD	Limits*	%RPD	Limits*	Qualifier		
625_241023															
321-60-8	61282	2 - FLUOROBIPHENYL (Surr)	52	55	54		%		NA	53-140	NA	0-20			
367-12-4	61282	2 - FLUOROPHENOL (Surr)	36	37	38		%		NA	29-140	NA	0-20			
118-79-6	61282	2,4,6 - TRIBROMOPHENOL (Surr)	70	66	71		%		NA	39-140	NA	0-20			
98-95-3	61282	d5-NITROBENZENE (Surr)	52	56	54		%		NA	50-140	NA	0-20			
108-95-2	61282	d5-PHENOL (Surr)	25	27	28		%		NA	23-140	NA	0-20			
1718-51-0	61282	p-TERPHENYL-d14 (Surr)	55	56	55		%		NA	60-140	NA	0-20			
120-82-1	61282	1,2,4-TRICHLOROBENZENE	ND	5.8	5.5	10	ug/L	58	55	44-142	5.3	0-50			
122-66-7	61282	1,2-DIPHENYLHYDRAZINE	ND	5.0	4.9	10	ug/L	50	49	67-127	2.0	0-40	L4		
88-06-2	61282	2,4,6-TRICHLOROPHENOL	ND	7.7	8.0	10	ug/L	77	80	37-144	3.8	0-58			
120-83-2	61282	2,4-DICHLOROPHENOL	ND	7.6	8.0	10	ug/L	76	80	39-135	5.1	0-50			
105-67-9	61282	2,4-DIMETHYLPHENOL	ND	6.6	7.1	10	ug/L	66	71	32-120	7.3	0-58			
51-28-5	61282	2,4-DINITROPHENOL	ND	8.6	7.0	10	ug/L	86	70	1-191	20.5	0-132			
121-14-2	61282	2,4-DINITROTOLUENE	ND	6.8	6.6	10	ug/L	68	66	39-139	3.0	0-42			
606-20-2	61282	2,6-DINITROTOLUENE	ND	7.2	7.1	10	ug/L	72	71	50-158	1.4	0-48			
91-58-7	61282	2-CHLORONAPHTHALENE	ND	6.1	6.0	10	ug/L	61	60	60-120	1.7	0-24			
95-57-8	61282	2-CHLOROPHENOL	ND	5.6	5.8	10	ug/L	56	58	23-134	3.5	0-61			
88-75-5	61282	2-NITROPHENOL	ND	6.8	7.2	10	ug/L	68	72	29-182	5.7	0-55			
91-94-1	61282	3,3-DICHLOROBENZIDINE	ND	ND	ND	1	ug/L		NA	1-262	NA	0-108	P		
56-49-5	61282	3-METHYL CHOLANTHRENE	ND	7.5	7.9	10	ug/L	75	79	5-125	5.2	0-40			
534-52-1	61282	4,6-DINITRO-2-METHYLPHENOL	ND	7.9	6.9	10	ug/L	79	69	1-181	13.5	0-203			
101-55-3	61282	4-BROMOPHENYL PHENYL ETHER	ND	6.8	6.6	10	ug/L	68	66	53-127	3.0	0-43			
59-50-7	61282	4-CHLORO-3-METHYLPHENOL	ND	8.2	8.4	10	ug/L	82	84	22-147	2.4	0-73			
7005-72-3	61282	4-CHLOROPHENYL PHENYL ETHER	ND	6.2	6.2	10	ug/L	62	62	25-158	0.0	0-61			
100-02-7	61282	4-NITROPHENOL	ND	4.7	5.4	10	ug/L	47	54	1-132	13.9	0-131			
83-32-9	61282	ACENAPHTHENE	ND	6.0	5.9	10	ug/L	60	59	47-145	1.7	0-48			
208-96-8	61282	ACENAPHTHYLENE	ND	6.0	6.0	10	ug/L	60	60	33-145	0.0	0-74			
120-12-7	61282	ANTHRACENE	ND	6.2	6.1	10	ug/L	62	61	27-133	1.6	0-66			
56-55-3	61282	BENZ[A]ANTHRACENE	ND	6.6	6.4	10	ug/L	66	64	33-143	3.1	0-53			
92-87-5	61282	BENZIDINE	ND	ND	ND	25	ug/L		NA	1-59	NA	0-40	ZZ		
50-32-8	61282	BENZO(A)PYRENE	ND	6.9	6.8	10	ug/L	69	68	17-163	1.5	0-72			
205-82-3	61282	BENZO(J)FLUORANTHENE	ND	15.2	14.7	20	ug/L	76	74	21-123	3.3	0-40			
189-55-9	61282	BENZO(R,S,T)PENTAPHENE	ND	8.0	8.3	10	ug/L	80	83	1-156	3.7	0-40			
205-99-2	61282	BENZO[B]FLUORANTHENE	ND	15.1	14.6	20	ug/L	76	73	24-159	3.4	0-71			
191-24-2	61282	BENZO[G,H,I]PERYLENE	ND	7.5	7.4	10	ug/L	75	74	1-219	1.3	0-97			
207-08-9	61282	BENZO[K]FLUORANTHENE	ND	6.6	7.0	10	ug/L	66	70	11-162	5.9	0-63			
85-68-7	61282	BENZYL BUTYL PHTHALATE	ND	6.5	6.3	10	ug/L	65	63	1-152	3.1	0-60			
108-60-1	61282	BIS(2-CHLORO-1-METHYLETHYL)ETHER	ND	5.5	5.3	10	ug/L	55	53	36-166	3.7	0-76			
111-91-1	61282	Bis(2-CHLOROETHOXY)METHANE	ND	5.9	5.9	10	ug/L	59	59	33-184	0.0	0-54			
111-44-4	61282	BIS(2-CHLOROETHYL)ETHER	ND	5.1	5.1	10	ug/L	51	51	12-158	0.0	0-108			
218-01-9	61282	CHRYSENE	ND	6.5	6.3	10	ug/L	65	63	17-168	3.1	0-87			
117-81-7	61282	DI(2-ETHYLHEXYL)PHTHALATE	0.4	6.1	6.1	10	ug/L	57	57	8-158	0.0	0-82			
192-65-4	61282	DIBENZO(A,E)PYRENE	ND	9.2	9.0	10	ug/L	92	90	1-154	2.2	0-40			
226-36-8	61282	DIBENZO(A,H)ACRIDINE	ND	8.6	8.7	10	ug/L	86	87	25-133	1.2	0-40			
189-64-0	61282	DIBENZO(A,H)PYRENE	ND	5.1	5.9	10	ug/L	51	59	4-160	14.5	0-40			

%RPD = Relative Percent Difference

NA = Indicates %RPD could not be calculated

Matrix Spike (MS)/Matrix Spike Duplicate (MSD) analyses are used to determine the accuracy (MS) and precision (MSD) of a analytical method in a given sample matrix. Therefore, the usefulness of this report is limited to samples of similar matrices analyzed in the same analytical batch.

Only Duplicate sample with detections are listed in this report

Limits are intended for water matrices only. These criteria are for guidance only when reported with soils/solids.

FORM: QC Dependent_Port.rpt



SAMPLE DEPENDENT QUALITY CONTROL REPORT

Duplicate, Matrix Spike/Matrix Spike Duplicate
and Confirmation Result Report

Reference Number: **24-31619**
Report Date: 12/13/2024

Laboratory Fortified Matrix (MS)

Batch/CAS	Sample	Analyte	Result	Spike Result	Duplicate Spike Result	Conc	Units	Percent Recovery				QC			Comments
								MS	MSD	Limits*	%RPD	Limits*	Qualifier		
224-42-0	61282	DIBENZO(A,J)ACRIDINE	ND	8.5	8.6	10	ug/L	85	86	31-139	1.2	0-40			
53-70-3	61282	DIBENZO[A,H]ANTHRACENE	ND	7.3	7.2	10	ug/L	73	72	1-227	1.4	0-126			
84-66-2	61282	DIETHYL PHTHALATE	ND	6.8	6.7	10	ug/L	68	67	1-120	1.5	0-100			
131-11-3	61282	DIMETHYL PHTHALATE	ND	6.5	6.5	10	ug/L	65	65	1-120	0.0	0-183			
84-74-2	61282	DI-N-BUTYL PHTHALATE	ND	6.5	6.3	10	ug/L	65	63	1-120	3.1	0-47			
117-84-0	61282	DI-N-OCTYL PHTHALATE	ND	6.1	5.9	10	ug/L	61	59	4-146	3.3	0-69			
206-44-0	61282	FLUORANTHENE	ND	6.5	6.2	10	ug/L	65	62	26-137	4.7	0-66			
86-73-7	61282	FLUORENE	ND	6.4	6.3	10	ug/L	64	63	59-121	1.6	0-38			
118-74-1	61282	HEXACHLOROBENZENE	ND	6.6	6.4	10	ug/L	66	64	1-152	3.1	0-55			
87-68-3	61282	HEXACHLOROBUTADIENE	ND	5.4	5.3	10	ug/L	54	53	24-120	1.9	0-62			
77-47-4	61282	HEXACHLOROCYCLO-PENTADIE NE	ND	2.6	2.6	10	ug/L	26	26	1-142	0.0	0-40			
67-72-1	61282	HEXACHLOROETHANE	ND	4.6	4.5	10	ug/L	46	45	40-120	2.2	0-52			
193-39-5	61282	INDENO[1,2,3,C,D]PYRENE	ND	7.5	7.4	10	ug/L	75	74	1-171	1.3	0-99			
78-59-1	61282	ISOPHORONE	ND	6.1	6.1	10	ug/L	61	61	21-196	0.0	0-93			
91-20-3	61282	NAPHTHALENE	ND	5.5	5.4	10	ug/L	55	54	21-133	1.8	0-65			
98-95-3	61282	NITROBENZENE	ND	5.9	6.0	10	ug/L	59	60	35-180	1.7	0-62			
62-75-9	61282	N-NITROSODIMETHYLAMINE	ND	3.8	4.2	10	ug/L	38	42	19-109	10.0	0-40			
621-64-7	61282	N-NITROSODI-N-PROPYLAMINE	ND	6.5	6.6	10	ug/L	65	66	1-230	1.5	0-87			
86-30-6	61282	N-NITROSODIPHENYLAMINE	ND	6.0	M2 6.1	10	ug/L	60	61	61-139	1.7	0-40			
87-86-5	61282	PENTACHLOROPHENOL	ND	9.3	9.7	10	ug/L	93	97	14-176	4.2	0-86			
198-55-0	61282	PERYLENE	ND	5.8	5.9	10	ug/L	58	59	18-114	1.7	0-40			
85-01-8	61282	PHENANTHRENE	ND	6.4	6.1	10	ug/L	64	61	54-120	4.8	0-39			
108-95-2	61282	PHENOL	ND	3.1	3.3	10	ug/L	31	33	5-120	6.3	0-64			
129-00-0	61282	PYRENE	ND	6.7	6.4	10	ug/L	67	64	52-120	4.6	0-49			

%RPD = Relative Percent Difference

NA = Indicates %RPD could not be calculated

Matrix Spike (MS)/Matrix Spike Duplicate (MSD) analyses are used to determine the accuracy (MS) and precision (MSD) of an analytical method in a given sample matrix. Therefore, the usefulness of this report is limited to samples of similar matrices analyzed in the same analytical batch.

Only Duplicate sample with detections are listed in this report

Limits are intended for water matrices only. These criteria are for guidance only when reported with soils/solids.

FORM: QC Dependent_Port.rpt



QUALITY CONTROL REPORT SURROGATE REPORT

Reference Number: 24-31619

Report Date: 12/13/24

Lab No	Analyte	Result	Qualifier	Units	Method	Limit
625_241023 60827	2,4,6 - TRIBROMOPHENOL (Surr)	70		%	625.1	
	2 - FLUOROBIPHENYL (Surr)	58		%		
	2 - FLUOROPHENOL (Surr)	34		%		
	d5-PHENOL (Surr)	24		%		
	p-TERPHENYL-d14 (Surr)	61		%		
	d5-NITROBENZENE (Surr)	57		%		

***Notation:**

A surrogate is a pure compound added to a sample in the laboratory just before processing so that the overall efficiency of a meA surrogate is a pure compound added to a sample in the la

The Acceptance Limits (or Control Limits) approximate a 99% confidence interval around the mean recovery.

Qualifier Definitions


Reference Number: 24-31619

Report Date: 12/13/24

Qualifier	Definition
L4	The associated blank spike recovery was below method acceptance limits.
M2	Matrix spike recovery was low; the associated blank spike recovery was acceptable.
P	The Laboratory Fortified Blank was within limits. Little or No recovery of the MS/MSD indicates matrix effects. Detection at the reported amount may not have been achieved.
ZZ	No recovery of the LFB indicates for this method and matrix, detection of this compound at the amount fortified may not be reliably detected.

Note: Some qualifier definitions found on this page may pertain to results or QC data which are not printed with this report.


Chain of Custody Record

 Specialty Analytical 9011 SE Jannsen Rd Clackamas, OR 97015 Phone: 503-607-1331 Fax: 503-607-1336		Date: 10/17/24 Page: 1 of 1		Laboratory Project No (internal):														
Client: Specialty Analytical Address: 9011 SE Jannsen Rd City, State, Zip: Clackamas, OR, 97015 Telephone: 503-607-1331 AP Email: mandy@specialtyanalytical.com		Project Name: 2410195 Project No: PO No: Collected by: Client State Collected: OR <input type="checkbox"/> WA <input checked="" type="checkbox"/> OTHER <input type="checkbox"/> Report To (PM): PM / Mandy Wehe PM Email: PM@specialtyanalytical.com / mandy@specialtyanalytical.com		Temperature on Receipt: °C Cooling: Shipped Via: Custody Seal: Y / N Intact / Broken Cooler / Bottle MDL <input type="checkbox"/> TIER IV <input type="checkbox"/> EDD <input type="checkbox"/> Sample Disposal: <input type="checkbox"/> Return to client <input checked="" type="checkbox"/> Disposal by lab (after 60 days)														
Sample Name	Sample Date	Sample Time	Sample Matrix*	# of Containers	608*	625*	Requested Tests										Comments	
1 Truck Shop	10/16/24	1100	WW	2	✓	✓												*See attached lists
2																		
3																		
4																		
5																		
6																		
7																		
8																		
9																		
10																		

*Matrix: A=Air, AQ=Aqueous, L=Liquid, O=Oil, P=Product, S=Soil, SD=Sediment, SL=Solid, W=Water, DW=Drinking Water, GW=Ground Water, SW=Storm Water, WW=Waste Water, M=Miscellaneous

Turn-around Time: Standard (5-7 Business): ☒ 3 Day: ☐ 2 Day: ☐ Next Day: ☐ Same Day: ☐

Expedited turn-around requests should be coordinated in advance

Relinquished x 	Date/Time 10-17-24	1630	Received x MM	Date/Time 2.0C
Relinquished x	Date/Time		Received x	Date/Time
Relinquished x	Date/Time		Received x	Date/Time

UPS REC9 10/18/24 0950

Page 67 of 94

<i>PRIORITY POLLUTANTS</i>	PP #	CAS Number (if available)	Recommended Analytical Protocol	Detection (DL)¹ <i>µg/L unless specified</i>	Quantitation Level (QL)² <i>µg/L unless specified</i>
ACID COMPOUNDS					
4,6-dinitro-o-cresol (2-methyl-4,6-dinitrophenol)	60	534-52-1	625.1/1625B	24	72
2,4 dinitrophenol	59	51-28-5	625.1	42	126
2-Nitrophenol	57	88-75-5	625.1	3.6	10.8
4-Nitrophenol	58	100-02-7	625.1	2.4	7.2
Parachlorometa cresol (4-chloro-3-methylphenol)	22	59-50-7	625.1	3.0	9.0
Pentachlorophenol	64	87-86-5	625.1	3.6	10.8
Phenol	65	108-95-2	625.1	1.5	4.5
2,4,6-Trichlorophenol	21	88-06-2	625.1	2.7	8.1

PRIORITY POLLUTANTS	PP #	CAS Number (if available)	Recommended Analytical Protocol	Detection (DL)¹ <i>µg/L unless specified</i>	Quantitation Level (QL)² <i>µg/L unless specified</i>
VOLATILE COMPOUNDS					
1,1,1-Trichloroethane	11	71-55-6	624.1	3.8	11.4
1,1,2-Trichloroethane	14	79-00-5	624.1	5.0	15.0
Trichloroethylene	87	79-01-6	624.1	1.9	5.7
Vinyl chloride	88	75-01-4	624/SM6200B	1.0	2.0

PRIORITY POLLUTANTS	PP #	CAS Number (if available)	Recommended Analytical Protocol	Detection (DL)¹ <i>µg/L unless specified</i>	Quantitation Level (QL)² <i>µg/L unless specified</i>
BASE/NEUTRAL COMPOUNDS (compounds in bold are Ecology PBTs)					
Acenaphthene	1	83-32-9	625.1	1.9	5.7
Acenaphthylene	77	208-96-8	625.1	3.5	10.5
Anthracene	78	120-12-7	625.1	1.9	5.7
Benzidine	5	92-87-5	625.1	44	132
Benzyl butyl phthalate	67	85-68-7	625.1	2.5	7.5

PRIORITY POLLUTANTS	PP #	CAS Number (if available)	Recommended Analytical Protocol	Detection (DL)¹ <i>µg/L unless specified</i>	Quantitation Level (QL)² <i>µg/L unless specified</i>
BASE/NEUTRAL COMPOUNDS (compounds in bold are Ecology PBTs)					
Benzo(a)anthracene	72	56-55-3	625.1	7.8	23.4
Benzo(b)fluoranthene (3,4-benzofluoranthene) ⁷	74	205-99-2	610/625.1	4.8	14.4
Benzo(j)fluoranthene ⁷		205-82-3	625	0.5	1.0
Benzo(k)fluoranthene (11,12-benzofluoranthene) ⁷	75	207-08-9	610/625.1	2.5	7.5
Benzo(r,s,t)pentaphene		189-55-9	625	1.3	5.0
Benzo(a)pyrene	73	50-32-8	610/625.1	2.5	7.5
Benzo(ghi)Perylene	79	191-24-2	610/625.1	4.1	12.3
Bis(2-chloroethoxy)methane	43	111-91-1	625.1	5.3	15.9
Bis(2-chloroethyl)ether	18	111-44-4	611/625.1	5.7	17.1
Bis(2-chloroisopropyl)ether	42	39638-32-9	625	0.5	1.0
Bis(2-ethylhexyl)phthalate	66	117-81-7	625.1	2.5	7.5
4-Bromophenyl phenyl ether	41	101-55-3	625.1	1.9	5.7
2-Chloronaphthalene	20	91-58-7	625.1	1.9	5.7
4-Chlorophenyl phenyl ether	40	7005-72-3	625.1	4.2	12.6

PRIORITY POLLUTANTS	PP #	CAS Number (if available)	Recommended Analytical Protocol	Detection (DL)¹ <i>µg/L unless specified</i>	Quantitation Level (QL)² <i>µg/L unless specified</i>
					<i>µg/L unless specified</i>
BASE/NEUTRAL COMPOUNDS (compounds in bold are Ecology PBTs)					
Chrysene	76	218-01-9	610/625.1	2.5	7.5
Dibenzo (a,h)acridine		226-36-8	610M/625M	2.5	10.0
Dibenzo (a,j)acridine		224-42-0	610M/625M	2.5	10.0
Dibenzo(a- <i>h</i>)anthracene (1,2,5,6-dibenzanthracene)	82	53-70-3	625.1	2.5	7.5
Dibenzo(a,e)pyrene		192-65-4	610M/625M	2.5	10.0
Dibenzo(a,h)pyrene		189-64-0	625M	2.5	10.0
3,3-Dichlorobenzidine	28	91-94-1	605/625.1	16.5	49.5
Diethyl phthalate	70	84-66-2	625.1	1.9	5.7
Dimethyl phthalate	71	131-11-3	625.1	1.6	4.8
Di-n-butyl phthalate	68	84-74-2	625.1	2.5	7.5
2,4-dinitrotoluene	35	121-14-2	609/625.1	5.7	17.1
2,6-dinitrotoluene	36	606-20-2	609/625.1	1.9	5.7
Di-n-octyl phthalate	69	117-84-0	625.1	2.5	7.5
1,2-Diphenylhydrazine (<i>as Azobenzene</i>)	37	122-66-7	1625B	5.0	20

PRIORITY POLLUTANTS	PP #	CAS Number (if available)	Recommended Analytical Protocol	Detection (DL)¹ <i>µg/L unless specified</i>	Quantitation Level (QL)² <i>µg/L unless specified</i>
					<i>µg/L unless specified</i>
BASE/NEUTRAL COMPOUNDS (compounds in bold are Ecology PBTs)					
Fluoranthene	39	206-44-0	625.1	2.2	6.6
Fluorene	80	86-73-7	625.1	1.9	5.7
Hexachlorobenzene	9	118-74-1	612/625.1	1.9	5.7
Hexachlorobutadiene	52	87-68-3	625.1	0.9	2.7
Hexachlorocyclopentadiene	53	77-47-4	1625B/625	2.0	4.0
Hexachloroethane	12	67-72-1	625.1	1.6	4.8
Indeno(1,2,3- <i>cd</i>)Pyrene	83	193-39-5	610/625.1	3.7	11.1
Isophorone	54	78-59-1	625.1	2.2	6.6
3-Methyl cholanthrene		56-49-5	625	2.0	8.0
Naphthalene	55	91-20-3	625.1	1.6	4.8
Nitrobenzene	56	98-95-3	625.1	1.9	5.7
N-Nitrosodimethylamine	61	62-75-9	607/625	2.0	4.0
N-Nitrosodi-n-propylamine	63	621-64-7	607/625	0.5	1.0
N-Nitrosodiphenylamine	62	86-30-6	625	1.0	2.0

PRIORITY POLLUTANTS	PP #	CAS Number (if available)	Recommended Analytical Protocol	Detection (DL)¹ <i>µg/L unless specified</i>	Quantitation Level (QL)² <i>µg/L unless specified</i>
					<i>µg/L unless specified</i>
BASE/NEUTRAL COMPOUNDS (compounds in bold are Ecology PBTs)					
Perylene		198-55-0	625	1.9	7.6
Phenanthrene	81	85-01-8	625.1	5.4	16.2
Pyrene	84	129-00-0	625.1	1.9	5.7
1,2,4-Trichlorobenzene	8	120-82-1	625.1	1.9	5.7

PRIORITY POLLUTANT	PP #	CAS Number (if available)	Recommended Analytical Protocol	Detection (DL)¹ <i>µg/L unless specified</i>	Quantitation Level (QL)² <i>µg/L unless specified</i>
DIOXIN					
2,3,7,8-Tetra-Chlorodibenzo-P-Dioxin (2,3,7,8 TCDD)	129	1746-01-6	1613B	1.3 pg/L	5 pg/L

PRIORITY POLLUTANTS	PP #	CAS Number (if available)	Recommended Analytical Protocol	Detection (DL)¹ <i>µg/L unless specified</i>	Quantitation Level (QL)² <i>µg/L unless specified</i>
PESTICIDES/PCBs					
Aldrin	89	309-00-2	608.3	4.0 ng/L	12 ng/L
alpha-BHC	102	319-84-6	608.3	3.0 ng/L	9.0 ng/L
beta-BHC	103	319-85-7	608.3	6.0 ng/L	18 ng/L
gamma-BHC (Lindane)	104	58-89-9	608.3	4.0 ng/L	12 ng/L
delta-BHC	105	319-86-8	608.3	9.0 ng/L	27 ng/L
Chlordane ⁸	91	57-74-9	608.3	14 ng/L	42 ng/L
4,4'-DDT	92	50-29-3	608.3	12 ng/L	36 ng/L
4,4'-DDE	93	72-55-9	608.3	4.0 ng/L	12 ng/L
4,4' DDD	94	72-54-8	608.3	11ng/L	33 ng/L
Dieldrin	90	60-57-1	608.3	2.0 ng/L	6.0 ng/L
alpha-Endosulfan	95	959-98-8	608.3	14 ng/L	42 ng/L
beta-Endosulfan	96	33213-65-9	608.3	4.0 ng/L	12 ng/L
Endosulfan Sulfate	97	1031-07-8	608.3	66 ng/L	198 ng/L
Endrin	98	72-20-8	608.3	6.0 ng/L	18 ng/L

PRIORITY POLLUTANTS	PP #	CAS Number (if available)	Recommended Analytical Protocol	Detection (DL)¹ <i>µg/L unless specified</i>	Quantitation Level (QL)² <i>µg/L unless specified</i>
PESTICIDES/PCBs					
Endrin Aldehyde	99	7421-93-4	608.3	23 ng/L	70 ng/L
Heptachlor	100	76-44-8	608.3	3.0 ng/L	9.0 ng/L
Heptachlor Epoxide	101	1024-57-3	608.3	83 ng/L	249 ng/L
PCB-1242 ⁹	106	53469-21-9	608.3	0.065	0.195
PCB-1254	107	11097-69-1	608.3	0.065	0.195
PCB-1221	108	11104-28-2	608.3	0.065	0.195
PCB-1232	109	11141-16-5	608.3	0.065	0.195
PCB-1248	110	12672-29-6	608.3	0.065	0.195
PCB-1260	111	11096-82-5	608.3	0.065	0.195
PCB-1016 ⁹	112	12674-11-2	608.3	0.065	0.195
Toxaphene	113	8001-35-2	608.3	240 ng/L	720 ng/L



ALS Environmental
ALS Group USA, Corp
1317 South 13th Avenue
Kelso, WA 98626
T : +1 360 577 7222
F : +1 360 636 1068
www.alsglobal.com

April 09, 2025

Analytical Report for Service Request No: K2411090
Revised Service Request No: K2411090.01

Julie Clay
Specialty Analytical
9011 SE Jannsen Road
Clackamas, OR 97015

RE: 2410195

Dear Julie,

Enclosed is the revised report for the sample(s) submitted to our laboratory October 17, 2024
For your reference, these analyses have been assigned our service request number **K2411090**.

The report was revised to report 1631E data to the MDL.

Analyses were performed according to our laboratory's NELAP-approved quality assurance program. The test results meet requirements of the current NELAP standards, where applicable, and except as noted in the laboratory case narrative provided. For a specific list of NELAP-accredited analytes, refer to the certifications section at www.alsglobal.com. All results are intended to be considered in their entirety, and ALS Group USA Corp. dba ALS Environmental (ALS) is not responsible for use of less than the complete report. Results apply only to the items submitted to the laboratory for analysis and individual items (samples) analyzed, as listed in the report.

Please contact me if you have any questions. My extension is 3350. You may also contact me via email at shari.endy@alsglobal.com.

Respectfully submitted,

ALS Group USA, Corp. dba ALS Environmental

For Shari Endy
Project Manager

REVISED

4:29 pm, Apr 09, 2025



ALS Environmental
ALS Group USA, Corp
1317 South 13th Avenue
Kelso, WA 98626
T : +1 360 577 7222
F : +1 360 636 1068
www.alsglobal.com

Table of Contents

Acronyms

Qualifiers

State Certifications, Accreditations, And Licenses

Case Narrative

Chain of Custody

Metals

Acronyms

ASTM	American Society for Testing and Materials
A2LA	American Association for Laboratory Accreditation
CARB	California Air Resources Board
CAS Number	Chemical Abstract Service registry Number
CFC	Chlorofluorocarbon
CFU	Colony-Forming Unit
DEC	Department of Environmental Conservation
DEQ	Department of Environmental Quality
DHS	Department of Health Services
DOE	Department of Ecology
DOH	Department of Health
EPA	U. S. Environmental Protection Agency
ELAP	Environmental Laboratory Accreditation Program
GC	Gas Chromatography
GC/MS	Gas Chromatography/Mass Spectrometry
LOD	Limit of Detection
LOQ	Limit of Quantitation
LUFT	Leaking Underground Fuel Tank
M	Modified
MCL	Maximum Contaminant Level is the highest permissible concentration of a substance allowed in drinking water as established by the USEPA.
MDL	Method Detection Limit
MPN	Most Probable Number
MRL	Method Reporting Limit
NA	Not Applicable
NC	Not Calculated
NCASI	National Council of the Paper Industry for Air and Stream Improvement
ND	Not Detected
NIOSH	National Institute for Occupational Safety and Health
PQL	Practical Quantitation Limit
RCRA	Resource Conservation and Recovery Act
SIM	Selected Ion Monitoring
TPH	Total Petroleum Hydrocarbons
tr	Trace level is the concentration of an analyte that is less than the PQL but greater than or equal to the MDL.

Inorganic Data Qualifiers

- * The result is an outlier. See case narrative.
- # The control limit criteria is not applicable.
- B The analyte was found in the associated method blank at a level that is significant relative to the sample result as defined by the DOD or NELAC standards.
- E The result is an estimate amount because the value exceeded the instrument calibration range.
- J The result is an estimated value.
- U The analyte was analyzed for, but was not detected ("Non-detect") at or above the MRL/MDL.
DOD-QSM 4.2 definition : Analyte was not detected and is reported as less than the LOD or as defined by the project. The detection limit is adjusted for dilution.
- i The MRL/MDL or LOQ/LOD is elevated due to a matrix interference.
- X See case narrative.
- Q See case narrative. One or more quality control criteria was outside the limits.
- H The holding time for this test is immediately following sample collection. The samples were analyzed as soon as possible after receipt by the laboratory.

Metals Data Qualifiers

- # The control limit criteria is not applicable.
- J The result is an estimated value.
- E The percent difference for the serial dilution was greater than 10%, indicating a possible matrix interference in the sample.
- M The duplicate injection precision was not met.
- N The Matrix Spike sample recovery is not within control limits. See case narrative.
- S The reported value was determined by the Method of Standard Additions (MSA).
- U The analyte was analyzed for, but was not detected ("Non-detect") at or above the MRL/MDL.
DOD-QSM 4.2 definition : Analyte was not detected and is reported as less than the LOD or as defined by the project. The detection limit is adjusted for dilution.
- W The post-digestion spike for furnace AA analysis is out of control limits, while sample absorbance is less than 50% of spike absorbance.
- i The MRL/MDL or LOQ/LOD is elevated due to a matrix interference.
- X See case narrative.
- + The correlation coefficient for the MSA is less than 0.995.
- Q See case narrative. One or more quality control criteria was outside the limits.

Organic Data Qualifiers

- * The result is an outlier. See case narrative.
- # The control limit criteria is not applicable. See case narrative.
- A A tentatively identified compound, a suspected aldol-condensation product.
- B The analyte was found in the associated method blank at a level that is significant relative to the sample result as defined by the DOD or NELAC standards.
- C The analyte was qualitatively confirmed using GC/MS techniques, pattern recognition, or by comparing to historical data.
- D The reported result is from a dilution.
- E The result is an estimated value.
- J The result is an estimated value.
- N The result is presumptive. The analyte was tentatively identified, but a confirmation analysis was not performed.
- P The GC or HPLC confirmation criteria was exceeded. The relative percent difference is greater than 40% between the two analytical results.
- U The analyte was analyzed for, but was not detected ("Non-detect") at or above the MRL/MDL.
DOD-QSM 4.2 definition : Analyte was not detected and is reported as less than the LOD or as defined by the project. The detection limit is adjusted for dilution.
- i The MRL/MDL or LOQ/LOD is elevated due to a chromatographic interference.
- X See case narrative.
- Q See case narrative. One or more quality control criteria was outside the limits.

Additional Petroleum Hydrocarbon Specific Qualifiers

- F The chromatographic fingerprint of the sample matches the elution pattern of the calibration standard.
- L The chromatographic fingerprint of the sample resembles a petroleum product, but the elution pattern indicates the presence of a greater amount of lighter molecular weight constituents than the calibration standard.
- H The chromatographic fingerprint of the sample resembles a petroleum product, but the elution pattern indicates the presence of a greater amount of heavier molecular weight constituents than the calibration standard.
- O The chromatographic fingerprint of the sample resembles an oil, but does not match the calibration standard.
- Y The chromatographic fingerprint of the sample resembles a petroleum product eluting in approximately the correct carbon range, but the elution pattern does not match the calibration standard.
- Z The chromatographic fingerprint does not resemble a petroleum product.

ALS Group USA Corp. dba ALS Environmental (ALS) - Kelso
State Certifications, Accreditations, and Licenses

Agency	Web Site	Number
Alaska DEH	http://dec.alaska.gov/eh/lab/cs/csapproval.htm	UST-040
Arizona DHS	http://www.azdhs.gov/lab/license/env.htm	AZ0339
Arkansas - DEQ	http://www.adeq.state.ar.us/techsvs/labcert.htm	88-0637
California DHS (ELAP)	http://www.cdph.ca.gov/certlic/labs/Pages/ELAP.aspx	2795
DOD ELAP	http://www.denix.osd.mil/edqw/Accreditation/AccreditedLabs.cfm	L16-58-R4
Florida DOH	http://www.doh.state.fl.us/lab/EnvLabCert/WaterCert.htm	E87412
Hawaii DOH	http://health.hawaii.gov/	-
ISO 17025	http://www.pjllabs.com/	L16-57
Louisiana DEQ	http://www.deq.louisiana.gov/page/la-lab-accreditation	03016
Maine DHS	http://www.maine.gov/dhhs/	WA01276
Minnesota DOH	http://www.health.state.mn.us/accreditation	053-999-457
Nevada DEP	http://ndep.nv.gov/bsdwlabservice.htm	WA01276
New Jersey DEP	http://www.nj.gov/dep/enforcement/oqa.html	WA005
New York - DOH	https://www.wadsworth.org/regulatory/elap	12060
North Carolina DEQ	https://deq.nc.gov/about/divisions/water-resources/water-resources-data/water-sciences-home-page/laboratory-certification-branch/non-field-lab-certification	605
Oklahoma DEQ	http://www.deq.state.ok.us/CSDnew/labcert.htm	9801
Oregon – DEQ (NELAP)	http://public.health.oregon.gov/LaboratoryServices/EnvironmentalLaboratoryAccreditation/Pages/index.aspx	WA100010
South Carolina DHEC	http://www.scdhec.gov/environment/EnvironmentalLabCertification/	61002
Texas CEQ	http://www.tceq.texas.gov/field/qa/env_lab_accreditation.html	T104704427
Washington DOE	http://www.ecy.wa.gov/programs/eap/labs/lab-accreditation.html	C544
Wyoming (EPA Region 8)	https://www.epa.gov/region8-waterops/epa-region-8-certified-drinking-water	-
Kelso Laboratory Website	www.alsglobal.com	NA

Analyses were performed according to our laboratory's NELAP-approved quality assurance program. A complete listing of specific NELAP-certified analytes, can be found in the certification section at www.ALSGlobal.com or at the accreditation bodies web site.

Please refer to the certification and/or accreditation body's web site if samples are submitted for compliance purposes. The states highlighted above, require the analysis be listed on the state certification if used for compliance purposes and if the method/analyte is offered by that state.



Case Narrative

ALS Environmental—Kelso Laboratory
1317 South 13th Avenue, Kelso, WA 98626
Phone (360)577-7222 Fax (360)636-1068
www.alsglobal.com

Client: Specialty Analytical
Project: 2410195
Sample Matrix: Water

Service Request: K2411090
Date Received: 10/17/2024

CASE NARRATIVE

All analyses were performed consistent with the quality assurance program of ALS Environmental. This report contains analytical results for samples for the Tier II level requested by the client.

Sample Receipt:

One water sample was received for analysis at ALS Environmental on 10/17/2024. Any discrepancies upon initial sample inspection are annotated on the sample receipt and preservation form included within this report. The samples were stored at minimum in accordance with the analytical method requirements.

Metals:

No significant anomalies were noted with this analysis.

Approved by  _____

Date 10/31/2024



Chain of Custody

ALS Environmental—Kelso Laboratory
1317 South 13th Avenue, Kelso, WA 98626
Phone (360)577-7222 Fax (360)636-1068
www.alsglobal.com

PM Shari

Cooler Receipt and Preservation Form

Client Specialty Analytical Service Request K24 11090
Received 10/17/2024 Opened 10/17/2024 By: AD Unloaded: 10/17/2024 By: AD

1. Samples were received via? USPS Fed Ex UPS DHL PDX Courier Hand Delivered
2. Samples were received in: (circle) Cooler Box Envelope Other NA
3. Were custody seals on coolers? NA Y N If yes, how many and where? 1 front
- If present, were custody seals intact? Y N If present, were they signed and dated? Y N

Temp Blank	Sample Temp	IR Gun	Cooler #/COC ID / NA	Out of temp Indicate with "X"	PM Notified If out of temp	Tracking Number <u>NA</u>	Filed
<u>6.6</u>	<u>7.8</u>	<u>1806</u>		<u>X</u>			

4. Was a Temperature Blank present in cooler?
- NA
- Y
- N
- If yes, notate the temperature in the appropriate column above:

If no, take the temperature of a representative sample bottle contained within the cooler; notate in the column "Sample Temp":

5. Were samples received within the method specified temperature ranges?
- NA
- Y
- N

If no, were they received on ice and same day as collected? If not, notate the cooler # above and notify the PM.

NA Y NIf applicable, tissue samples were received: Frozen Partially Thawed Thawed

6. Packing material:
- Inserts
- Baggies
- Bubble Wrap
- Gel Packs
- Wet Ice
- Dry Ice
- Sleeves

7. Were custody papers properly filled out (ink, signed, etc.)?
- NA
- Y
- N

8. Were samples received in good condition (unbroken)
- NA
- Y
- N

9. Were all sample labels complete (ie, analysis, preservation, etc.)?
- NA
- Y
- N

10. Did all sample labels and tags agree with custody papers?
- NA
- Y
- N

11. Were appropriate bottles/containers and volumes received for the tests indicated?
- NA
- Y
- N

12. Were the pH-preserved bottles (see SMO GEN SOP) received at the appropriate pH? Indicate in the table below
- NA
- Y
- N

13. Were VOA vials received without headspace? Indicate in the table below
- NA
- Y
- N

14. Was C12/Res negative?
- NA
- Y
- N

15. Were samples received within the method specified time limit? If not, notate the error below and notify the PM
- NA
- Y
- N

16. Were 100ml sterile microbiology bottles filled exactly to the 100ml mark?
- NA
- Y
- N

Underfilled Overfilled

Sample ID on Bottle	Sample ID on COC	Identified by:

Sample ID	Bottle Count Bottle Type	Head- space	Broke	pH	Reagent	Volume added	Reagent Lot Number	Initials	Time

Notes, Discrepancies, Resolutions: Temp run issue due to analysis.



Metals

ALS Environmental—Kelso Laboratory
1317 South 13th Avenue, Kelso, WA 98626
Phone (360)577-7222 Fax (360)636-1068
www.alsglobal.com

ALS Group USA, Corp.
dba ALS Environmental
Analytical Report

Client: Specialty Analytical
Project: 2410195
Sample Matrix: Water

Service Request: K2411090
Date Collected: 10/16/24
Date Received: 10/17/24

Mercury, Total

Prep Method: METHOD
Analysis Method: 1631E
Test Notes:

Units: ng/L
Basis: NA

Sample Name	Lab Code	MRL	MDL	Dilution Factor	Date Extracted	Date Analyzed	Result	Result Notes
Truck Shop 008B	K2411090-001	0.5	0.06	1	10/29/24	10/30/24	4.90	
Method Blank 1	K2411090-MB1	0.5	0.06	1	10/29/24	10/30/24	0.27	J
Method Blank 2	K2411090-MB2	0.5	0.06	1	10/29/24	10/30/24	0.20	J
Method Blank 3	K2411090-MB3	0.5	0.06	1	10/29/24	10/30/24	0.39	J

ALS Group USA, Corp.
dba ALS Environmental
QA/QC Report

Client: Specialty Analytical
Project: 2410195
LCS Matrix: Water

Service Request: K2411090
Date Collected: NA
Date Received: NA
Date Extracted: NA
Date Analyzed: 10/30/24

Ongoing Precision and Recovery (OPR) Sample Summary
Total Metals

Sample Name: Ongoing Precision and Recovery (Initial) **Units:** ng/L
Basis: NA

Test Notes:

Analyte	Prep Method	Analysis Method	True Value	Result	Percent Recovery	ALS	Result Notes
						Percent Recovery Acceptance Limits	
Mercury	METHOD	1631E	5.00	5.02	100	77-123	

ALS Group USA, Corp.
dba ALS Environmental
QA/QC Report

Client: Specialty Analytical
Project: 2410195
LCS Matrix: Water

Service Request: K2411090
Date Collected: NA
Date Received: NA
Date Extracted: NA
Date Analyzed: 10/30/24

Ongoing Precision and Recovery (OPR) Sample Summary
Total Metals

Sample Name: Ongoing Precision and Recovery (Final) Units: ng/L
Basis: NA

Test Notes:

Analyte	Prep Method	Analysis Method	True Value	Result	Percent Recovery	ALS Percent Recovery	Result Notes
						Acceptance Limits	
Mercury	METHOD	1631E	5.00	4.96	99	77-123	

ALS Group USA, Corp.
dba ALS Environmental
QA/QC Report

Client: Specialty Analytical
Project: 2410195
LCS Matrix: Water

Service Request: K2411090
Date Collected: NA
Date Received: NA
Date Extracted: 10/29/2024
Date Analyzed: 10/30/24

Quality Control Sample (QCS) Summary
Total Metals

Sample Name: Quality Control Sample
Units: ng/L
Basis: NA
Test Notes:

Analyte	Prep Method	Analysis Method	True Value	Result	Percent Recovery	ALS	Result Notes
						Percent Recovery Acceptance Limits	
Mercury	METHOD	1631E	5.00	5.11	102	77-123	

9011 SE Jannsen Rd
Clackamas, OR 97015
Phone: 503-607-1331
www.specialtyanalytical.com

Chain of Custody Record

Date: 10/16/24

Page: 1 of 1

Laboratory Project No (internal): 2410195

Project Name: **Priority Pollutants**

Temperature on Receipt: 51 °C

Client: Weyerhaeuser Longview

Project No: **Outfall 008B** PO No:

Cooling: See D/L Shipped Via: SA

Address: ~~3401~~ 2901 Industrial Way

Collected by: David Solomon

Custody Seal: Y / N Intact / Broken Cooler / Bottle

City, State, Zip: Longview, WA 98632

State Collected: OR WA ☒ OTHER

MDL	TIER IV	EDD
-----	---------	-----

Telephone: 1-564-262-8852

Report To (PM): Carter Marr

Sample Disposal: ☐ Return to client ☒ Disposal by lab (after 60 days)

AP Email: APEmail@voice@weyachange.com

PM Email: CARTER.Mary@sigetshausen.com

[illegible]

* Matrix: A=Air, AQ=Aqueous, L=Liquid, O=Oil, P=Product, S=Soil, SD=Sediment, SL=Solid, W=Water, DW=Drinking Water, GW=Ground Water, SW=Storm Water, WW=Waste Water, M=Miscellaneous

Turn-around Time:

Standard :

3 Day:

2 Day:

Next Day:

Same Day:

Samples received after 3pm are considered as received the following business day

Expedited turn-around requests should be coordinated in advance

Relinquished

Date/Time

10/17/24 . 0800 AM

Received

Date/Time

Date/Time 10-17-24 1755

~~Relinquished~~

Date/ Time

Date/Time 10-17-24 1447

Received

Date/Time

Date/Time 10/17/24 1447

Relinquished

Date/ Time

Received

Date/ Time



Specialty Analytical
9011 SE Jannsen Rd
Clackamas, Oregon 97015
TEL: 503-607-1331 FAX: 503-607-1336
Website: www.specialtyanalytical.com

Definition Only

WO#: 2410195
Date: 12/13/2024

Definitions:

KEY TO FLAGS

- A: This sample contains a Gasoline Range Organic not identified as a specific hydrocarbon product. The result was qualified against gasoline calibration standards.
- A1: This sample contains a Diesel Range Organic not identified as a specific hydrocarbon product. The result was qualified against diesel calibration standards.
- A2: This sample contains a Lube Oil Range Organic not identified as a specific hydrocarbon product. The result was qualified against lube oil calibration standards.
- A3: The results was determined to be Non-Detect based on hydrocarbon pattern recognition. The product was carry-over from another hydrocarbon type.
- A4: The product appears to be aged or degraded.
- B: The blank exhibited a positive result greater than the reporting limit for this compound.
- BC: Sample concentration is >10x positive result in blank. Data is considered acceptable.
- CL: Sample was found to contain chlorine and was treated with sodium thiosulfate.
- CN: See Case Narrative.
- E: Result exceeds the calibration range for this compound. The result should be considered an estimate.
- F: The positive result for this hydrocarbon is due to single component contamination. The product does not match any hydrocarbon in the fuels library.
- FS: Follow-up testing is suggested.
- G: Result may be biased high due to biogenic interferences. Clean up is recommended.
- H: Sample was analyzed outside recommended holding time.
- HT: ☐At client's request, samples was analyzed outside of recommended holding time.
-




Specialty Analytical
9011 SE Jannsen Rd
Clackamas, Oregon 97015
TEL: 503-607-1331 FAX: 503-607-1336
Website: www.specialtyanalytical.com

Definition Only

WO#: 2410195
Date: 12/13/2024

Definitions:

- HP: Sample was analyzed outside recommended holding time due to VOA having pH >2.
- J: The results for this analyte is between the MDL and the PQL and should be considered an estimated concentration.
- K: Diesel result is biased high due to amount of Oil contained in the sample.
- L: Diesel result is biased high due to amount of Gasoline contained in the sample.
- M: Oil result is biased high due to amount of Diesel contained in the sample.
- N: Gasoline result is biased high due to amount of Diesel contained in the sample.
- MC: Sample concentration is greater than 4x the spiked value, the spiked value is considered insignificant.
- MI: Result is outside control limits due to matrix interference.
- NH: Sample matrix is non-homogeneous
- MSA: Value determined by Method of Standard Addition.
- O: Laboratory Control Standard (LCS) exceeded laboratory control limits but meets CCV criteria. Data meets EPA requirements.
- Q: Detection levels elevated due to sample matrix.
- R: RPD control limits were exceeded
- RF: Duplicate failed due to result being at or near the method-reporting limit.
- RP: Matrix spike values exceed established QC limits; post digestion spike is in control.
- S: Recovery is outside control limits.
- SC: CCV or LCS exceeded high recovery control limits, but associated samples are non-detect. Data
-



Specialty Analytical
9011 SE Jannsen Rd
Clackamas, Oregon 97015
TEL: 503-607-1331 FAX: 503-607-1336
Website: www.specialtyanalytical.com

Definition Only

WO#: 2410195

Date: 12/13/2024

Definitions:

meets EPA requirements.

SL: LCS exceeded recovery control limits, but associated MS/MSD passing. Data meets EPA requirements.

SV: CCV exceeded low recovery control limits. ND as reported evaluated using EPA method 8260D section 11.4.3.2

TA: Sample treated with ascorbic acid for the removal of thiocyanates.

TS: Sample treated with Sodium Sulfite for the removal of chlorine.