



Draft Identification of Priority Chemicals Report to the Legislature

Safer Products for Washington Cycle 2, Implementation Phase 1

Hazardous Waste and Toxics Reduction

Washington State Department of Ecology

Olympia, Washington

June 2023, Publication 23-04-038

Publication Information

This document is available on the Department of Ecology's website at:
<https://apps.ecology.wa.gov/publications/summarypages/2304038.html>¹

Cover photos credit

- Left: Yan Krukau via Pexels
- Middle: Bureau of Land Management via Wikimedia Commons
- Right: RDNE Stock project via Pexels

Related information

- Safer Products for Washington Cycle 1 Implementation Phase 2 [Report to the Legislature on Priority Consumer Products](#)²
- Safer Products for Washington Cycle 1 Implementation Phase 3 [Final Report to the Legislature on Regulatory Determinations](#)³
- Safer Products for Washington Cycle 1 Implementation Phase 4
 - [Chapter 173-337-WAC—Safer Products Restriction and Reporting](#)⁴
 - [Concise Explanatory Statement](#)⁵

Contact Information

Hazardous Waste and Toxics Reduction Program

PO Box 47600

Olympia, WA 98504-7600

Phone: 360-407-6700

Website: [Washington Department of Ecology](#)⁶

ADA Accessibility

The Department of Ecology is committed to providing people with disabilities access to information and services by meeting or exceeding the requirements of the Americans with Disabilities Act (ADA), Section 504 and 508 of the Rehabilitation Act, and Washington State Policy #188.

To request an ADA accommodation, contact Ecology by phone at 360-407-6700 or email at hwtrpubs@ecy.wa.gov. For Washington Relay Service or TTY call 711 or 877-833-6341. Visit [Ecology's website](#)⁷ for more information.

¹ <https://apps.ecology.wa.gov/publications/summarypages/2304038.html>

² <https://apps.ecology.wa.gov/publications/summarypages/2004019.html>

³ <https://apps.ecology.wa.gov/publications/documents/2104034.pdf>

⁴ <https://ecology.wa.gov/DOE/files/8f/8f0d08ca-b529-4453-a797-13c6c635d282.pdf>

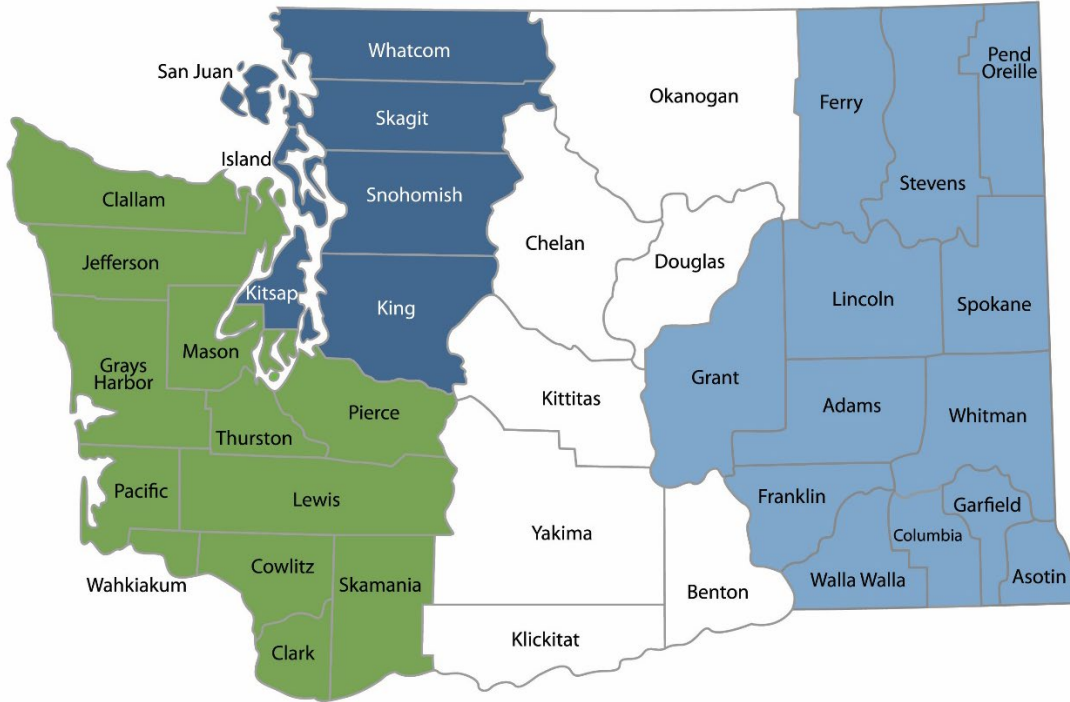
⁵ <https://apps.ecology.wa.gov/publications/SummaryPages/2304033.html>

⁶ www.ecology.wa.gov/contact

⁷ www.ecology.wa.gov/accessibility

Department of Ecology's Regional Offices

Map of Counties Served



Southwest Region 360-407-6300	Northwest Region 206-594-0000	Central Region 509-575-2490	Eastern Region 509-329-3400
---	---	---------------------------------------	---------------------------------------

Region	Counties served	Mailing Address	Phone
Southwest	Clallam, Clark, Cowlitz, Grays Harbor, Jefferson, Mason, Lewis, Pacific, Pierce, Skamania, Thurston, Wahkiakum	PO Box 47775 Olympia, WA 98504	360-407-6300
Northwest	Island, King, Kitsap, San Juan, Skagit, Snohomish, Whatcom	PO Box 330316 Shoreline, WA 98133	206-594-0000
Central	Benton, Chelan, Douglas, Kittitas, Klickitat, Okanogan, Yakima	1250 W Alder St Union Gap, WA 98903	509-575-2490
Eastern	Adams, Asotin, Columbia, Ferry, Franklin, Garfield, Grant, Lincoln, Pend Oreille, Spokane, Stevens, Walla Walla, Whitman	4601 N Monroe Spokane, WA 99205	509-329-3400
Headquarters	Across Washington	PO Box 46700 Olympia, WA 98504	360-407-6000

Table of Contents

Lists of Tables and Figures.....	6
Executive Summary	9
What this report includes	13
Designation of Priority Chemicals.....	14
Legislative directive.....	15
Overview of the prioritization process	16
Overview of the evaluation criteria	17
Identification of priority chemicals.....	17
Technical Support for Priority Chemicals	21
Chapter 1: Technical Methods.....	22
Process overview	22
Identifying priority chemicals	23
Evaluating priority chemicals.....	24
Chapter 2: Technical Support for Cadmium and Cadmium Compounds	28
Chapter overview.....	28
Scope of priority chemical class.....	28
Rationale for class approach.....	28
Meeting the statutory requirements.....	29
Hazards of priority chemical class.....	33
Potential exposures to people and the environment.....	36
Potential for aggregate and cumulative effects	37
Potential to contribute adverse impacts	38
Chapter 3: Technical Support for Lead and Lead Compounds	40
Chapter overview.....	40
Scope of priority chemical class.....	40
Rationale for class approach.....	40
Meeting the statutory requirements.....	41
Hazards of priority chemical class.....	44
Potential exposures to people and the environment.....	48
Potential for aggregate and cumulative effects	50
Potential to contribute adverse impacts	52
Chapter 4: Technical Support for Class Brominated and/or Chlorinated Substances.....	54
Chapter overview.....	54
Scope of priority chemical class.....	55
Rationale for class approach.....	56
Meeting the statutory requirements.....	63
Hazards of priority chemical class.....	76
Potential exposures to people and the environment.....	88

Potential for cumulative and aggregate effects	93
Potential to contribute to adverse impacts	95
Chapter 5: Technical Support for BTEX Substances	99
Chapter overview	99
Scope of priority chemical class	99
Rationale for class approach	100
Meeting the Statutory Requirements	101
Hazards of priority chemical class	105
Potential exposures to people and the environment	111
Potential for cumulative and aggregate effects	114
Potential to contribute adverse impacts	116
Chapter 6: Technical Support for Formaldehyde and Formaldehyde Releasers	118
Chapter overview	118
Scope of priority chemical class	119
Rationale for class approach	119
Meeting the Statutory Requirements	120
Hazards of priority chemical class	123
Potential exposures to people and the environment	128
Potential for cumulative and aggregate effects	130
Potential to contribute adverse impacts	131
Chapter 7: Technical Support for Cyclic Volatile Methylsiloxanes	134
Chapter overview	134
Scope of priority chemical class	134
Rationale for class approach	135
Meeting the Statutory Requirements	136
Hazards of priority chemical class	138
Potential exposures to people and the environment	142
Potential for cumulative and aggregate effects	144
Potential to contribute adverse impacts	145
Chapter 8: Technical Support for 6PPD	148
Chapter overview	148
Priority Chemical Description	148
Meeting the statutory requirements	149
Hazards of 6PPD	151
Potential exposures to people and the environment	155
Potential for cumulative or aggregate effects	156
Potential to contribute adverse impacts	158
Appendix A. Acronyms and Abbreviations	160
Appendix B. Citation List	164

Lists of Tables and Figures

List of Tables

Table 1. Priority chemical classes and statutory criteria met.....	9
Table 2. Human and environmental health concerns and exposure in sensitive populations and species for priority chemicals and classes.	11
Table 3. New priority chemical classes, human, ecological, and fate concerns and statutory criteria met.....	17
Table 4. Priority chemicals identified in the statute and their human health, ecological, and fate concerns.....	19
Table 5. Cadmium and cadmium compounds on the Chemical of High Concern to Children List, identified under Chapter 70A.430 RCW.	30
Table 6. Cadmium and cadmium compounds that are metals of concern under WAC 173-333-315.	30
Table 7. Cadmium and cadmium compounds regulated in consumer products in Washington.	31
Table 8. Known and potential hazards of cadmium and cadmium compounds.	35
Table 9. Lead and lead compounds are metals of concern under WAC 173-333-315.	42
Table 10. Members of the class that are regulated in consumer products in Washington.	42
Table 11. Known and potential hazards of lead and lead compounds.	48
Table 12. Brominated and/or chlorinated substances that are chemicals of high concern to children.	64
Table 13. Brominated and/or chlorinated substances that are persistent, bioaccumulative, and toxic. All chemicals listed meet the criteria described in WAC 173-333-320.....	69
Table 14. Brominated and/or chlorinated substances that are regulated in consumer products.	70
Table 15. Brominated and/or chlorinated substances on the contaminant toxicity characteristic list in WAC 173-303-090.	71
Table 16. Brominated and/or chlorinated substances designated as hazardous substances under CERCLA.	72

Table 17. Data-rich brominated and/or chlorinated substances and their known and potential hazards.....	81
Table 18. Toxics Release Inventory data for Washington state.	92
Table 19. BTEX substances that are chemicals of high concern to children.	102
Table 20. BTEX substances on the contaminant toxicity characteristic list in WAC 173-303-090.	103
Table 21. Relevant IC50s used in determining whether BTEX substances may be considered dangerous wastes under WAC 173-303-100.	103
Table 22. BTEX substances designated as hazardous substances under CERCLA.	104
Table 23. Known and potential hazards of BTEX substances.	110
Table 24. Total BTEX releases reported in the Toxics Release Inventory from 2012 to 2021....	114
Table 25. Formaldehyde and formaldehyde releasers that are chemicals of high concern to children.	121
Table 26. Relevant LC50s used in determining whether formaldehyde may be considered dangerous wastes under WAC 173-303-100.	122
Table 27. Example formaldehyde and formaldehyde releases and known or potential hazards.	126
Table 28. Data-rich cyclic volatile methylsiloxanes with known and potential hazards.	141
Table 29. Known and potential hazards of 6PPD and 6PPS-q.	154
Table 30. Acronyms and abbreviations with definitions.	160

List of Figures

Figure 1: The four phases of a Safer Products for Washington implementation cycle.....	14
Figure 2. Process for identifying priority chemicals.....	22
Figure 3. Molecular structures of example chemicals within the class.....	55
Figure 4. Pounds of releases reported in Washington, between 2012 and 2021, for some brominated and/or chlorinated substances.	93
Figure 5. Molecular structures for BTEX substances.	100
Figure 6. Molecular structure of formaldehyde.	119
Figure 7. Molecular structures of common cyclic volatile methylsiloxanes (cVMS).	135
Figure 8. Molecular structure of 6PPD	148

Executive Summary

In 2019, the Washington State Legislature directed Washington Department of Ecology (Ecology), in consultation with Washington Department of Health (Health), (jointly “we”) to implement a regulatory program to reduce toxic chemicals in consumer products ([Chapter 70A.350 RCW](#)⁸). The implementation program is called Safer Products for Washington.

Safer Products for Washington is implemented through a four-phase cycle that repeats every five years. This report identifies priority chemicals and chemical classes for the first phase of the second cycle of Safer Products for Washington implementation. To identify priority chemicals, we used a transparent approach that is grounded in science and public input. Our goals were to:

- Center our work around equitably reducing exposure to toxic chemicals.
- Demonstrate that the priority chemicals selected meet the criteria in the law.

Chapter 70A.350.020 Revised Code of Washington (RCW) requires priority chemicals or classes meet at least one of the following criteria:

1. The chemical or a member of the chemical class is a chemical of high concern to children or a persistent, bioaccumulative and toxic chemical.
2. The chemical or members of the chemical class are regulated in consumer products sold in Washington or as a hazardous substance.
3. The chemical or members of the class of chemicals are a concern for sensitive populations and sensitive species.

We evaluated potential priority chemicals and classes against the criteria in the law by reviewing existing regulations, peer-reviewed science, government reports, and other scientific evidence. Table 1 summarizes the statutory criteria met by the priority chemical classes.

Table 1. Priority chemical classes and statutory criteria met.

Priority chemical or chemical class	Statutory criteria met
Cadmium and cadmium compounds	<ul style="list-style-type: none">• Chemical of high concern to children• Hazardous substance in Washington• Regulated in consumer products under relevant Washington statutes• Concern for sensitive species and populations

⁸ <https://app.leg.wa.gov/RCW/default.aspx?cite=70A.350>

Priority chemical or chemical class	Statutory criteria met
Lead and lead compounds	<ul style="list-style-type: none"> • Hazardous substance in Washington • Regulated in consumer products under relevant Washington statutes • Concern for sensitive species and populations.
Brominated and/or chlorinated substances	<ul style="list-style-type: none"> • Chemical of high concern to children • Hazardous substance in Washington • Regulated in consumer products under relevant Washington statutes • Concern for sensitive species and populations
Benzene, ethyl benzene, toluene and xylene substances (BTEX)	<ul style="list-style-type: none"> • Chemical of high concern to children • Hazardous substance in Washington • Concern for sensitive species and populations
Formaldehyde and formaldehyde releasers	<ul style="list-style-type: none"> • Chemical of high concern to children • Hazardous substance in Washington • Concern for sensitive species and populations
Cyclic volatile methylsiloxanes (cVMS)	<ul style="list-style-type: none"> • Concern for sensitive species and populations.
6PPD	<ul style="list-style-type: none"> • Concern for sensitive species and populations.

Each of the chemical classes identified in this report meets the statutory criteria for priority chemicals, and regulating these chemical classes has the potential to reduce disproportionate exposures and promote health equity (Table 2). Exposures to these chemicals from consumer products occur in addition to exposures from other sources, such as drinking water, food, house dust, indoor and outdoor air, soil and recreational waters. People are not exposed equally to toxic chemicals. Our exposures are indicative of where we live, where we work, what we eat and drink, and the kinds of consumer products we purchase and use. The impacts of exposures come from chemicals we're currently exposed to as well as those that accumulate in our bodies throughout our lives.

While lead and cadmium are restricted in some consumer products, such as children's products and brake pads, other consumer products remain a significant source of disproportionate exposures to both chemicals. Exposures to lead and cadmium can disproportionately affect low-income communities and people of color. As described in the lead chapter, King County recently found high concentrations of lead in cookware used by Afghan refugees. Lead is present in cookware as a contaminant. Some of the cookware used by Afghan refugees was purchased outside of the US. However, follow-up work confirmed the presence of lead in cookware purchased locally. Lead and cadmium are regulated in some products in Washington, which suggests reducing the presence of these chemicals in other products may be feasible.

Workers in specific professions can have disproportionately higher exposure to brominated and/or chlorinated substances, as well as benzene, toluene, ethylbenzene, and xylene (BTEX) substances. Some fields that may have higher exposures to these chemical classes include people who work with cleaning and degreasing agents, construction workers, and nail salon workers. Further, brominated and/or chlorinated substances are commonly detected at cleanup sites, which can disproportionately expose communities in close geographical proximity. Reducing uses and releases of both brominated and/or chlorinated substances and BTEX substances would help reduce occupational exposures and environmental contamination that contribute to disproportionate exposures and impacts.

Formaldehyde and formaldehyde releasers and cyclic volatile methylsiloxanes can lead to disproportionate exposures because they are used in products that are often marketed towards communities of color. Formaldehyde and formaldehyde releasers and cyclic volatile methylsiloxanes are used in hair straightening products, disproportionately marketed towards women of color. This can expose people who use the products as well as salon workers who routinely apply these products. In the environment, cyclic volatile methylsiloxanes are persistent, bioaccumulative, and capable of spreading across long distances. Consequently, they can impact geographic regions far from where they are initially released.

6PPD is a chemical of emerging concern. It is used as an antioxidant and antiozonant in rubber products. Overtime, 6PPD transforms into 6PPD-quinone, which is highly toxic to salmon and has caused pre-spawn mortality in salmon populations in Washington state. Salmon are important to Washington culturally, economically, and ecologically. The impacts of salmon loss disproportionately affect tribal populations. Reducing the use of 6PPD is critical to protecting salmon populations.

Table 2. Human and environmental health concerns and exposure in sensitive populations and species for priority chemicals and classes.

Chemical or class	Human health hazards	Environmental hazards	Fate concerns	Exposure potential
Cadmium and cadmium compounds	Carcinogenicity, mutagenicity, reproductive toxicity, developmental toxicity, endocrine activity, acute toxicity	Endocrine Activity, aquatic toxicity (impacts on salmon)	Persistence	Washingtonians have higher exposure than the national average, present in the environment above environmental limits

Chemical or class	Human health hazards	Environmental hazards	Fate concerns	Exposure potential
Lead and lead compounds	Carcinogenicity, mutagenicity, reproductive toxicity, developmental toxicity, endocrine activity, systemic toxicity, neurotoxicity	Endocrine activity, aquatic toxicity	Persistence, bioaccumulation	Exposure to children, Environmental concentrations have increased due to anthropogenic activities
Brominated and/or chlorinated substances	Carcinogenicity, reproductive toxicity, developmental toxicity, systemic toxicity, neurotoxicity	Aquatic toxicity	Persistence	Occupational exposures, impacts on communities living near contaminated site, environmental contamination
Benzene, ethyl benzene, toluene and xylene substances (BTEX)	Carcinogenicity, developmental toxicity, neurotoxicity,	Aquatic toxicity	N/A	Occupational exposures, impacts on communities living near contaminated site, environmental contamination
Formaldehyde and formaldehyde releasers	Carcinogenicity, acute toxicity, systemic toxicity, neurotoxicity, skin and respiratory sensitization, skin and eye irritation	Aquatic toxicity	Toxic breakdown products (formaldehyde)	Occupational exposures, potentially higher exposure in women of color, air quality contaminant

Chemical or class	Human health hazards	Environmental hazards	Fate concerns	Exposure potential
Cyclic volatile methylsiloxanes	Carcinogenicity, reproductive toxicity, endocrine activity, systemic toxicity	Endocrine activity, aquatic toxicity	Persistence, bioaccumulation	Occupational exposure, potentially higher exposure in women of color, potential for long range transport
6PPD	Reproductive toxicity, skin sensitization	Aquatic toxicity (impacts on salmon)	Persistence, bioaccumulation, toxic breakdown products	Found in salmon bearing streaming in Washington, Potentially disproportionate impacts of salmon loss

What this report includes

This report includes three distinct sections:

- **Designation of Priority Chemicals**, pages 13 to 18, explains our process for identifying and priority chemicals and classes.
- **Technical Support for Priority Chemicals**, pages 19 to 157, contains a chapter describing our technical methods and chapters on each priority chemical or chemical class. We incorporated this analysis into the legislative report for your reference.
- **Appendices A and B**, beginning on page 158, contain acronyms and references.

Designation of Priority Chemicals

In 2019, the Washington State Legislature directed Washington Department of Ecology (Ecology), in consultation with Washington Department of Health (Health), (jointly “we”) to implement a regulatory program to reduce toxic chemicals in consumer products ([Chapter 70A.350 RCW](#)).⁹ The implementation program is called Safer Products for Washington.

Safer Products for Washington is a four-phase process that repeats every five years (Figure 1). During the first cycle of Safer Products for Washington, we focused on priority chemical classes identified in the statute. We identified eleven priority consumer products that were significant sources or uses of the priority chemical classes in the statute. After evaluating the feasibility and availability of safer alternatives, we made regulatory determinations and implemented those regulatory determinations through rulemaking.

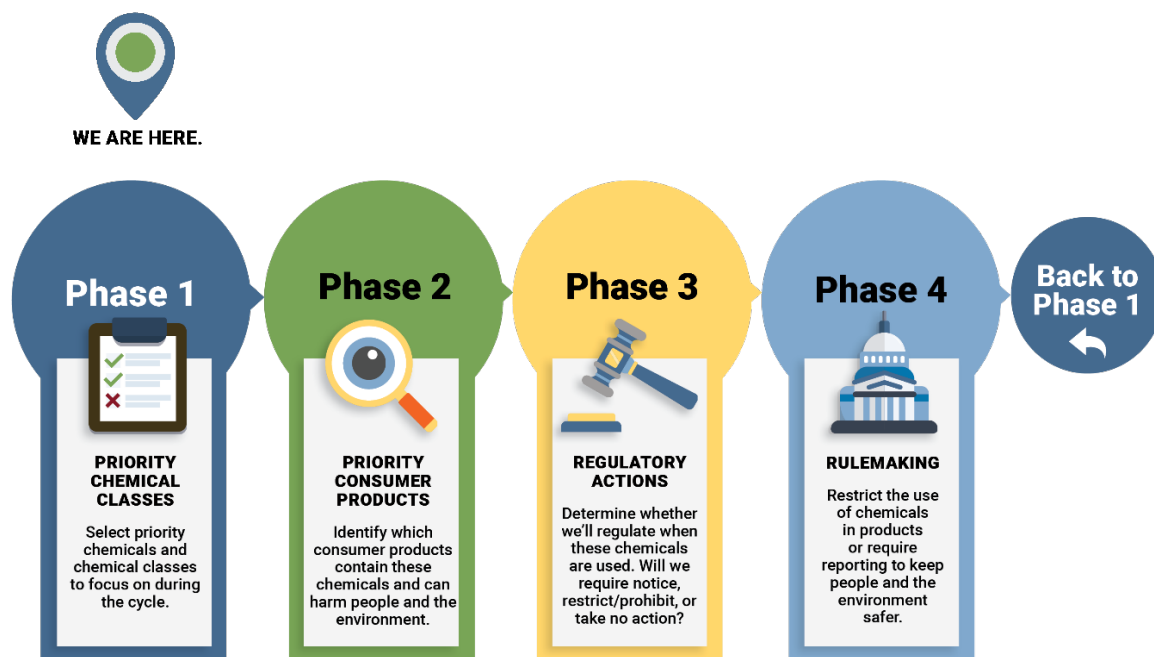


Figure 1: The four phases of a Safer Products for Washington implementation cycle.

In the second cycle of Safer Products for Washington, we plan to focus on at least five new priority chemical classes as well as the priority chemical classes in RCW 70A.250 RCW. This report describes those priorities.

⁹ <https://app.leg.wa.gov/RCW/default.aspx?cite=70A.350>

Legislative directive

RCW 70A.350.020 requires Ecology to identify priority chemicals or chemical classes:

“Every five years, and consistent with the timeline established in RCW 70A.350.050, the department, in consultation with the department of health, must report to the appropriate committees of the legislature its decision to designate at least five priority chemicals that meet at least one of the following:

The chemical or a member of a class of chemicals are identified by the department as a:

- (a) High priority chemical of high concern for children under chapter 70A.430 RCW; or
- (b) Persistent, bioaccumulative toxin under chapter 70A.300 RCW;

The chemical or members of a class of chemicals are regulated:

- (a) In consumer products under chapter 70A.430, 70A.405, 70A.222, 70A.335, 70A.430, 70A.230, or 70A.400 RCW; or
- (b) As a hazardous substance under chapter 70A.300 or 70A.305 RCW; or

The department determines the chemical or members of a class of chemicals are a concern for sensitive populations and sensitive species after considering the following factors:

A chemical’s or members of a class of chemicals’ hazard traits or environmental or toxicological endpoints

A chemical’s or members of a class of chemicals’ aggregate effects

A chemical’s or members of a class of chemicals’ cumulative effects with other chemicals with the same or similar hazard traits or environmental or toxicological endpoints

A chemical’s or members of a class of chemicals’ environmental fate

The potential for a chemical or members of a class of chemicals to degrade, form reaction products, or metabolize into another chemical or a chemical that exhibits one or more hazard traits or environmental or toxicological endpoints, or both

The potential for the chemical or class of chemicals to contribute to or cause adverse health or environmental impacts

The chemical’s or class of chemicals’ potential impact on sensitive populations, sensitive species, or environmentally sensitive habitats

Potential exposures to the chemical or members of a class of chemicals based on:

Reliable information regarding potential exposures to the chemical or members of a class of chemicals

Reliable information demonstrating occurrence, or potential occurrence, of multiple exposures to the chemical or members of a class of chemicals.”

This report explains our process fulfilling these requirements. It describes the hazards of each priority chemical class, the potential for reducing exposures and promoting equity, and how each chemical class meets the criteria in the statute. This report does not propose or establish regulations or restrictions on these chemical classes.

Overview of the prioritization process

There are an estimated 86,000 chemicals in commerce today. To identify the classes of chemicals considered for Safer Products for Washington Cycle 2, we needed to prioritize possible selections. The goals of the prioritization process were to:

- Use a transparent approach for identifying priority chemicals that is grounded in science and public input.
- Center our work around equitably reducing exposure to toxic chemicals.
- Show that the priority chemicals selected meet the criteria in the law.

We developed a bilingual (Spanish and English), multimedia survey targeted to people who live and work in Washington. We received nearly 400 responses¹⁰ and used this information to inform our prioritization. As part of the survey, respondents identified products they were concerned might contain toxic chemicals.

Focusing on products mentioned in the survey responses, we used peer-reviewed literature, authoritative sources, and predictive models and tools to identify chemical ingredients. We screened these chemicals for known and potential hazards.

We also reviewed biomonitoring data, occupational exposure data, and product use data to identify chemicals with disproportionate exposures.

Finally, we narrowed the list of chemicals by deprioritizing those with existing effective regulatory structures and prioritizing those with potential for:

- Equitably reducing exposure.
- Preventing regrettable substitutions.
- Reducing environmental persistence.
- Reducing carcinogens, mutagens, reproductive and developmental toxicants, and endocrine disruptors.

¹⁰ https://www.ezview.wa.gov/Portals/_1962/Documents/saferproducts/2022_CompleteSurveyResponses.pdf

- Reducing production and release volumes.

Overview of the evaluation criteria

The statute [RCW 70A.350.020](#)¹¹ requires priority chemicals or classes to meet at least one of three criteria.

1. The chemical or a member of the chemical class is identified as either a chemical of high concern to children or as being a persistent, bioaccumulative toxic chemical.
2. The chemical or members of the chemical class are regulated in consumer products sold in Washington or as a hazardous substance.
3. The chemical or members of the class of chemicals are a concern for sensitive populations and sensitive species.

We evaluated potential priority chemicals and classes against the criteria in the law by reviewing existing regulations, peer-reviewed science, government reports, and other scientific evidence.

Identification of priority chemicals

Table 3 below identifies seven new priority chemical classes that we have not previously addressed under Chapter 70A.350 RCW. It describes the priority chemical class, known and potential hazards, and the elements of RCW 70A.350.020 that are applicable to each class. Endpoints in Table 3 were identified as a concern if they were present in at least one member of the chemical class. Not all chemicals within the class have all hazards listed. The technical chapters of this report contain more information about how we identified these chemicals and evaluated them against the criteria in the statute.

Table 3. New priority chemical classes, human, ecological, and fate concerns and statutory criteria met.

Chemical or class	Human health concerns	Ecological concerns	Fate concerns	Statutory criteria met
Cadmium and cadmium compounds	Carcinogenicity, mutagenicity, reproductive toxicity, developmental toxicity, endocrine activity, acute toxicity	Endocrine Activity, aquatic toxicity (impacts on salmon)	Persistence	Chemical of high concern to children, hazardous substance in Washington, regulated in consumer products under relevant WA statutes, a concern for sensitive species and populations.

¹¹ <https://app.leg.wa.gov/rcw/default.aspx?cite=70A.350.020>

Chemical or class	Human health concerns	Ecological concerns	Fate concerns	Statutory criteria met
Lead and lead compounds	Carcinogenicity, mutagenicity, reproductive toxicity, developmental toxicity, endocrine activity, systemic toxicity, neurotoxicity	Endocrine activity, aquatic toxicity	Persistence, bioaccumulation	Hazardous substance in Washington, regulated in consumer products under relevant Washington statutes, a concern for sensitive species and populations.
Brominated and/or chlorinated substances	Carcinogenicity, reproductive toxicity, developmental toxicity, systemic toxicity, neurotoxicity	Aquatic toxicity	Persistence	Chemical of high concern to children, hazardous substance in Washington, regulated in consumer products under relevant Washington statutes, a concern for sensitive species and populations.
BTEX substances	Carcinogenicity, developmental toxicity, neurotoxicity,	aquatic toxicity		Chemical of high concern to children, hazardous substance in Washington, a concern for sensitive species and populations.
Formaldehyde and formaldehyde releasers	Carcinogenicity, acute toxicity, systemic toxicity, neurotoxicity, skin and respiratory sensitization, skin and eye irritation	Aquatic toxicity	Toxic breakdown products (formaldehyde)	Chemical of high concern to children, hazardous substance in Washington, a concern for sensitive species and populations.

Chemical or class	Human health concerns	Ecological concerns	Fate concerns	Statutory criteria met
Cyclic volatile methylsiloxanes	Carcinogenicity, reproductive toxicity, endocrine activity, systemic toxicity	Endocrine activity, aquatic toxicity	Persistence, bioaccumulation	Concern for sensitive species and populations.
6PPD	Reproductive toxicity, skin sensitization	Aquatic toxicity (impacts on salmon)	Persistence, bioaccumulation, toxic breakdown products.	Concern for sensitive species and populations.

During the second implementation cycle, we will continue working on the priority chemical classes identified in the statute. The existing priority chemicals are described in Table 4. Similar to Table 3, endpoints described in Table 4 were identified as a concern if they were present in at least one member of the chemical class. Not all chemicals within the class have all hazards listed.

Table 4. Priority chemicals identified in the statute and their human health, ecological, and fate concerns.

Priority chemical class	Human health concerns	Ecological concerns	Fate concerns
Per and polyfluoroalkyl substances	Carcinogenicity, reproductive and developmental toxicity, systemic toxicity	Aquatic toxicity	Persistence, bioaccumulation
Ortho-Phthalates	Carcinogenicity, reproductive and developmental toxicity, endocrine activity	Endocrine activity and aquatic toxicity	
Organohalogen flame retardants	Carcinogenicity, mutagenicity, reproductive and developmental toxicity, endocrine activity	Endocrine activity, aquatic toxicity	Persistence, bioaccumulation

Priority chemical class	Human health concerns	Ecological concerns	Fate concerns
Organophosphate flame retardants Triphenyl phosphate (TPP), Tri-n-butyl phosphate (TNBP), Ethylhexyl diphenyl phosphate (EHDPP), Tricresyl phosphate (TCP), Isopropylated The Technical Support for Priority Chemicals section, phosphate (IPTPP)	Reproductive toxicity, neurotoxicity, systemic toxicity	Aquatic toxicity	Bioaccumulation
Polychlorinated biphenyls	Carcinogenicity, developmental toxicity	Aquatic toxicity	Persistence and bioaccumulation
Bisphenols	Developmental toxicity, reproductive toxicity, endocrine activity	Endocrine activity, aquatic toxicity	Persistence
Alkylphenol ethoxylates	Endocrine activity	Endocrine activity and aquatic toxicity	Persistence

Technical Support for Priority Chemicals

Safer Products for Washington Cycle 2 Implementation Phase 1

Hazardous Waste and Toxics Reduction Program
Washington State Department of Ecology
Olympia, WA

June 2023 | Publication 23-04-038



DEPARTMENT OF
ECOLOGY
State of Washington

Chapter 1: Technical Methods

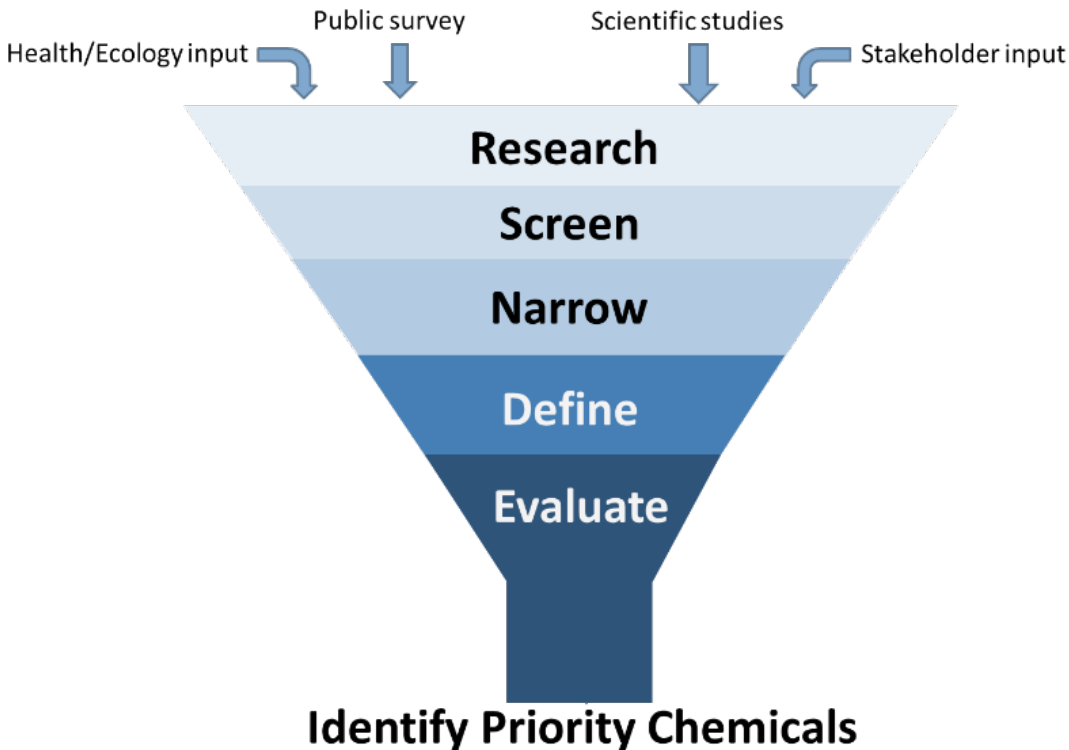
Process overview

RCW [70A.350.020](https://app.leg.wa.gov/RCW/default.aspx?cite=70A.350.020)¹² outlines clear criteria for identifying priority chemicals. However, there are more chemicals that meet the criteria in the law than can be included in a single Safer Products for Washington cycle. We developed a prioritization process with the following goals:

- Use a transparent approach for identifying priority chemicals that is grounded in science and public input.
- Center our work around equitably reducing exposure to toxic chemicals.
- Show that the priority chemicals selected meet the criteria in the law.

Figure 2 shows the process for identifying priority chemicals. We started by researching chemicals found in products mentioned in our public survey. We bolstered this by reviewing exposure data to identify chemicals with disproportionate exposure. Then we screened these chemicals for known and potential hazards. We narrowed our list and defined the chemical classes. Lastly, we evaluated the chemical classes against the criteria in the law. Each of these steps are described below.

Figure 2. Process for identifying priority chemicals.



¹² <https://app.leg.wa.gov/RCW/default.aspx?cite=70A.350.020>

Identifying priority chemicals

We grounded our chemicals research in public input and focused on chemicals with disproportionate exposures. Between November 2021 and January 2022, we conducted a public survey. We distributed the survey, in English and Spanish, using multiple media channels. Almost 400 people responded to our survey. We asked participants to share which products they were most concerned about containing toxic chemicals. The most common products identified were:

- Personal care and beauty products
- Cleaning products
- Food packaging and food contact materials
- Apparel
- Automotive and tire products
- Residential pesticides
- Plastic packaging

We used peer-reviewed literature, authoritative sources, and predictive models and tools from EPA to identify chemicals used in these products.

We also reviewed biomonitoring data, occupational exposure data, environmental data, and product use information to identify chemicals with higher exposure potential in sensitive species or populations.

By grounding research in products Washingtonians are concerned about and chemicals that are disproportionately exposing sensitive populations, our work is more likely to reduce inequity and promote environmental justice.

After we conducted our preliminary research, we screened each chemical for known or potential hazards. We used methods similar to those published in our [2022 Regulatory Determinations Report to the Legislature](#).¹³ We leveraged authoritative sources, existing hazard assessments, predictive models and tools, and peer-reviewed literature.

Finally, we narrowed the list of chemicals to the seven classes in this report by deprioritizing those with existing effective regulatory structures and prioritizing those with potential for:

- Equitably reducing exposure.
- Preventing regrettable substitutions.
- Reducing environmental persistence.
- Reducing carcinogens, mutagens, reproductive and developmental toxicants, and endocrine disruptors.
- Reducing production and release volumes.

¹³ <https://apps.ecology.wa.gov/publications/SummaryPages/2204018.html>

This process was purposefully flexible, giving us the ability to develop a transparent process centered around reducing disproportionate exposures.

After we identified preliminary chemicals and classes, we focused on defining the scope of the class. Often chemicals with shared molecular structures also share biological mechanisms. Chemicals with shared biological mechanisms can share hazards. When we're exposed to multiple chemicals that have the same hazards, we can experience cumulative impacts.

We can also experience cumulative impacts when we're exposed to chemicals that have similar breakdown products. Likewise, chemicals with similar molecular structures can have comparable functions in products. That means when manufacturers avoid one problematic chemical but replace it with a chemical that has a similar molecular structure, the new chemical might function the same but also have the same hazards. This is called a regrettable substitution.

When grouping chemicals into classes we considered:

- Similarities in molecular structures.
- Similarities in hazards.
- Cumulative and aggregate exposure concerns.
- Developmental impacts.
- Persistence.
- History or potential for regrettable substitutions.
- Common breakdown or byproducts.

Evaluating priority chemicals

The statute requires that priority chemicals or chemical classes meet specific criteria. Priority chemical classes must meet at least one of the priority chemical criteria.

Priority chemical criteria described in RCW 70A.350.020:

(1) The chemical or a member of a class of chemicals are identified by the department as a:

- (a) High priority chemical of high concern for children under chapter [70A.430 RCW](https://app.leg.wa.gov/rcw/default.aspx?cite=70A.430);¹⁴ or
- (b) Persistent, bioaccumulative toxin under chapter [70A.300 RCW](https://app.leg.wa.gov/rcw/default.aspx?cite=70A.300);¹⁵

(2) The chemical or members of a class of chemicals are regulated:

¹⁴ <https://app.leg.wa.gov/rcw/default.aspx?cite=70A.430>

¹⁵ <https://app.leg.wa.gov/rcw/default.aspx?cite=70A.300>

(a) In consumer products under chapter 70A.430, [70A.405](#),¹⁶ [70A.222](#),¹⁷ [70A.335](#),¹⁸ 70A.430, [70A.230](#),¹⁹ or [70A.400 RCW](#);²⁰ or

(b) As a hazardous substance under chapter 70A.300 or [70A.305 RCW](#);²¹ or

(3) The department determines the chemical or members of a class of chemicals are a concern for sensitive populations and sensitive species after considering the following factors:

(a) A chemical's or members of a class of chemicals' hazard traits or environmental or toxicological endpoints;

(b) A chemical's or members of a class of chemicals' aggregate effects;

(c) A chemical's or members of a class of chemicals' cumulative effects with other chemicals with the same or similar hazard traits or environmental or toxicological endpoints;

(d) A chemical's or members of a class of chemicals' environmental fate;

(e) The potential for a chemical or members of a class of chemicals to degrade, form reaction products, or metabolize into another chemical or a chemical that exhibits one or more hazard traits or environmental or toxicological endpoints, or both;

(f) The potential for the chemical or class of chemicals to contribute to or cause adverse health or environmental impacts;

(g) The chemical's or class of chemicals' potential impact on sensitive populations, sensitive species, or environmentally sensitive habitats;

(h) Potential exposures to the chemical or members of a class of chemicals based on:

(i) Reliable information regarding potential exposures to the chemical or members of a class of chemicals; and

(ii) Reliable information demonstrating occurrence, or potential occurrence, of multiple exposures to the chemical or members of a class of chemicals.

¹⁶ <https://apps.leg.wa.gov/rcw/default.aspx?cite=70A.405>

¹⁷ <https://app.leg.wa.gov/rcw/default.aspx?cite=70A.222>

¹⁸ <https://app.leg.wa.gov/rcw/default.aspx?cite=70A.335>

¹⁹ <https://app.leg.wa.gov/rcw/default.aspx?cite=70A.230>

²⁰ <https://app.leg.wa.gov/rcw/default.aspx?cite=70A.400>

²¹ <https://app.leg.wa.gov/rcw/default.aspx?cite=70A.305>

We evaluated the chemicals and classes against the criteria in the law using chemical hazard assessments, authoritative lists, peer-reviewed data, government reports, and other relevant information.

We characterized the known and potential hazards by reviewing third-party chemical hazard assessments. We focused on examples of data-rich chemicals in the class. In this context, data-rich chemicals are those with authoritative listings or chemical hazard assessments. Chemical hazard assessments review primary literature and government reports to score hazard endpoints. The chemical hazard assessments referenced in this report include GreenScreen reports, Scivera assessments, and ChemFORWARD reports. We evaluated each of these methods for transparency, independence, and thoroughness in our [Regulatory Determinations Report to the Legislature](#).²² Each of these assessments have transparent methods, data requirements, and hazard criteria that align with the globally recognized system for classifying and labeling chemicals. Using chemical hazard assessments helped us take a systematic approach to reviewing and interpreting the data and peer-reviewed literature. We also used chemical hazard assessments to identify known and potential hazards.

We used authoritative sources to characterize known and potential hazards. Using authoritative sources leverages the work done by governments and other authoritative bodies and aligns our work with others in the space. In this report, we rely on authoritative lists from government agencies and intergovernmental organizations—including the United States (U.S.), the European Union (EU), and the United Nations (UN). We used many of these lists in previous regulations, including the [Children’s Safe Products Act List of Chemicals of High Concern to Children](#).²³

When characterizing exposure potential, we primarily relied on data from peer-reviewed literature, demonstrating the presence of chemicals in our bodies and the environment. We also considered data on chemicals in house dust and indoor air and chemical use in consumer products, particularly if biomonitoring data were not available.

Finally, when determining the potential for adverse impacts in sensitive species and populations, we focused on hazards and exposure potential. In [Chapter 70A.350.010 RCW](#),²⁴ sensitive species and sensitive populations are defined as:

- "Sensitive population" means a category of people that is identified by the department that may be or is disproportionately or more severely affected by priority chemicals, such as:
 - Men and women of childbearing age
 - Infants and children

²² <https://apps.ecology.wa.gov/publications/SummaryPages/2204018.html>

²³ <https://apps.leg.wa.gov/WAC/default.aspx?cite=173-334-130>

²⁴ <https://app.leg.wa.gov/rcw/default.aspx?cite=70A.350.010>

- Pregnant women
- Communities that are highly impacted by toxic chemicals
- Persons with occupational exposure
- The elderly
- "Sensitive species" means a species or grouping of animals that is identified by the department that may be or is disproportionately or more severely affected by priority chemicals, such as:
 - Southern resident killer whales
 - Salmon
 - Forage fish

When possible, we included observed impacts on sensitive populations and species. In cases with limited data, we assessed the potential for adverse impacts by considering:

- Known and potential hazards of chemicals in the class.
- Potential exposures for people and wildlife.
- Potential for cumulative and aggregate effects.

When sensitive populations and species are exposed to chemicals with hazards, there is potential for adverse impacts. This is especially true when exposures occur from multiple routes (air, water, and consumer products) and at the same time as other chemicals that impact the same biological systems. There is ample evidence that people and wildlife are exposed to a range of chemicals throughout their lives. In some cases, we added further support to this conclusion by citing observational studies and epidemiological studies showing an association between chemicals and adverse impacts. However, we did not find epidemiological and observational studies for every chemical and class under consideration.

In the following technical chapters, we demonstrate how, using the methods described above, the chemical classes in this report meet the criteria in RCW 70A.350.020.

Chapter 2: Technical Support for Cadmium and Cadmium Compounds

Chapter overview

Cadmium is used in the manufacture of nickel-cadmium batteries, as a stabilizer for polyvinyl chloride, and as pigments for plastics, ceramic, and glass, among other uses. Children's products, jewelry, and other consumer products contain cadmium and people can be exposed to cadmium by interacting with these products. Cadmium is a known carcinogen, and it is associated with reproductive and developmental toxicity.

We selected cadmium and cadmium compounds for this round of priority chemicals under Safer Products for Washington because they are widely detected in the environment and in our bodies. They are also associated with concerning human and environmental hazards that impact sensitive populations and species. Washingtonians have higher exposure to cadmium than the national average. Cadmium has been detected in Washington's waters, sediment, and air, with some samples exceeding environmental limits. Because cadmium is toxic to salmon, these exposures may be impacting sensitive species. Regulations on cadmium in children's products demonstrate that reducing cadmium levels in some consumer products is possible.

Cadmium meets the high priority chemical criteria because it is:

- A high priority chemical of high concern to children, identified by Ecology under [Chapter 70A.430 RCW](#).²⁵
- Regulated in numerous relevant consumer products.
- Considered a hazardous substance in Washington.
- A concern for sensitive species and populations.

Rationale and references are described below.

Scope of priority chemical class

This report identifies cadmium and cadmium compounds (CAS # 7440-43-9) as a priority chemical.

Rationale for class approach

Cadmium and cadmium compounds are grouped in a chemical class due to the presence of cadmium.

This grouping is reasonable and supported by scientific evidence. All members of the class contain cadmium, which has multiple known and potential hazards. Cadmium and cadmium

²⁵ <https://app.leg.wa.gov/rcw/default.aspx?cite=70A.430>

compounds as a class are known human carcinogens, according to the International Agency for Research on Cancer (IARC). This determination was made after reviewing multiple cadmium compounds. Cadmium and cadmium compounds as a class are considered chemicals of high concern to children (Table 5).

Meeting the statutory requirements

The statute requires that priority chemicals or chemical classes meet specific criteria. Priority chemical classes must meet at least one of the criteria described in [RCW 70A.350.020](#)²⁶ and listed below.

- A member of the chemical class has been identified by Ecology as a chemical of concern, specifically:
 - A chemical of high concern to children under Chapter 70A.430 RCW or
 - A persistent, bioaccumulative and toxic (PBT) chemical under [Chapter 70A.300 RCW](#).²⁷
- A member of the chemical class is regulated in relevant consumer product statutes in Washington.
- A member of the chemical class is a hazardous substance under Chapter 70A.300 RCW or [Chapter 70A.305](#).²⁸
- Members of the chemical class are a concern for sensitive populations and sensitive species.

Cadmium and cadmium compounds meet at least one of the criteria necessary to be considered priority chemicals. Each of the criteria are discussed below.

Chemicals of concern by Ecology

Chemical classes with members that are chemicals of high concern to children (CHCC), identified under 70A.430 RCW, meet the criteria for designation as priority chemical class under RCW 70A.350.020(1)(a). Ecology identifies chemicals of high concern to children based on their hazards and exposure potential in [WAC 173-334](#).²⁹ Cadmium and cadmium compounds are on our CHCC list in WAC 173-334 (Table 5). The CHCC rationale is summarized from the Rationale for Reporting List of Chemicals of High Concern to Children 2011 to 2017 (Ecology, 2021b).

²⁶ <https://app.leg.wa.gov/rcw/default.aspx?cite=70A.350.020>

²⁷ <https://app.leg.wa.gov/rcw/default.aspx?cite=70A.300>

²⁸ <https://app.leg.wa.gov/rcw/default.aspx?cite=70A.305>

²⁹ <https://apps.leg.wa.gov/wac/default.aspx?cite=173-334>

Table 5. Cadmium and cadmium compounds on the Chemical of High Concern to Children List, identified under Chapter 70A.430 RCW.

Chemical	CAS RN	CHCC Rationale Summary
Cadmium and cadmium compounds	7440-43-9	<ul style="list-style-type: none"> Cadmium and cadmium compounds are associated with cancer, kidney and liver damage, reproductive damage and developmental toxicity (EPA, 1993; IARC, 1993a; NTP, 2005a; OEHHA, 2001). There is the potential for exposure to children based on the presence of cadmium in consumer products (TASDR, 2008a; DEPA, 2007; European Commission Joint Research Centre. European Union, 2007).

Chemical classes with members identified as persistent bioaccumulative toxic substances (PBTs) under 70A.300 RCW meet the criteria for designation as a priority chemical class under RCW 70A.350.020(1)(b). Ecology identifies chemicals that are persistent, bioaccumulative, and toxic in [WAC 173-333-310](#).³⁰ Cadmium is not listed as a PBT under WAC 173-333. However, cadmium is listed in WAC- 173-333-315 as a metal of concern under WAC 173-333. The PBT rule treats metals differently because they are inherently persistent. Chemicals found in the class that are PBTs or metals of concern are described in Table 6.

Table 6. Cadmium and cadmium compounds that are metals of concern under WAC 173-333-315.

Chemical or metal of concern	CAS RN	Rationale
Cadmium	7440-43-9	Pose a threat to human health and the environment in Washington.

³⁰ <https://app.leg.wa.gov/wac/default.aspx?cite=173-333-310>

Regulation in consumer products under relevant Washington statutes

Chemical classes with members regulated in consumer products under chapters 70A.430, [70A.405](#),³¹ [70A.222](#),³² [70A.335](#),³³ [70A.230](#),³⁴ or [70A.400 RCW](#)³⁵ meet the criteria for designation as a priority chemical class under RCW 70A.350.020.(2)(a). Cadmium is regulated in consumer products in Washington under the statutes identified in Table 7.

Table 7. Cadmium and cadmium compounds regulated in consumer products in Washington.

Chemical	CAS RN	Product	RCW
Cadmium	N/A	Children's products	RCW 70A.430.020
Cadmium	N/A	Packaging	RCW 70A.222.020
Cadmium and cadmium compounds	N/A	Brake friction materials	RCW 70A.430.040

Hazardous substances in Washington

Under Chapter 70A.350 RCW, chemical classes with members that are hazardous substances under chapter 70A.300 RCW (Hazardous Substances Waste Management Act) or 70A.305 RCW (Model Toxics Control Act) can be considered priority chemical classes.

Cadmium and cadmium compounds meet at least one of the criteria to be regulated as a dangerous waste under 70A.305, and consequently as a hazardous substance under 70A.300 RCW. Thus, cadmium and cadmium compounds meet the criteria in RCW 70A.350.020(2)(b) for designation as a priority chemical class under 70A.350 RCW.

Hazardous substances are defined in RCW 70A.300.010 to include any material that exhibits the characteristics or criteria of dangerous wastes identified under [WAC 173-303](#).³⁶ WAC 173-303-090 includes cadmium on the toxicity characteristic list, which provides one way to identify dangerous waste. Wastes with concentrations greater than 1 mg/L cadmium in an extract of the waste created using the Toxic Characteristic Leaching Procedure are considered dangerous waste. Wastes can also be designated as dangerous waste based on the toxicity criteria under WAC 173-303-100 through book designation or bioassay.

Under RCW 70A.305, substances listed under [section 101\(14\)](#)³⁷ of the federal cleanup law, 42 U.S.C. Sec. 9601(14) Comprehensive Environmental Response, Compensation, and Liability Act

³¹ <https://apps.leg.wa.gov/rcw/default.aspx?cite=70A.405>

³² <https://app.leg.wa.gov/rcw/default.aspx?cite=70A.222>

³³ <https://app.leg.wa.gov/rcw/default.aspx?cite=70A.335>

³⁴ <https://app.leg.wa.gov/rcw/default.aspx?cite=70A.230>

³⁵ <https://app.leg.wa.gov/rcw/default.aspx?cite=70A.400>

³⁶ <https://app.leg.wa.gov/wac/default.aspx?cite=173-303>

³⁷ <https://www.ecfr.gov/current/title-40/chapter-I/subchapter-J/part-302/section-302.4>

(CERCLA), and therefore are incorporated into the definition of “hazardous substance” under RCW 70A.305.020(13) are also hazardous substances.

Chemicals of concern for sensitive populations and species

Cadmium and cadmium compounds are a concern for sensitive populations and sensitive species based on assessment of available data to consider the following factors:

- (a) A chemical’s or members of a class of chemicals’ hazard traits or environmental or toxicological endpoints
- (b) A chemical’s or members of a class of chemicals’ aggregate effects
- (c) A chemical’s or members of a class of chemicals’ cumulative effects with other chemicals with the same or similar hazard traits or environmental or toxicological endpoints
- (d) A chemical’s or members of a class of chemicals’ environmental fate
- (e) The potential for a chemical or members of a class of chemicals to degrade, form reaction products, or metabolize into another chemical or a chemical that exhibits one or more hazard traits or environmental or toxicological endpoints, or both
- (f) The potential for the chemical or class of chemicals to contribute to or cause adverse health or environmental impacts
- (g) The chemical’s or class of chemicals’ potential impact on sensitive populations, sensitive species, or environmentally sensitive habitats
- (h) Potential exposures to the chemical or members of a class of chemicals based on:
 - (i) Reliable information regarding potential exposures to the chemical or members of a class of chemicals
 - (ii) Reliable information demonstrating occurrence, or potential occurrence, of multiple exposures to the chemical or members of a class of chemicals

We concluded that cadmium and cadmium compounds are a concern for sensitive species and populations because of their hazards and exposure potential, particularly for sensitive species and populations. Cadmium is a known carcinogen, and it is associated with reproductive and developmental toxicity. Cadmium is widely detected both in the environment and in our bodies. Washingtonians have higher exposure to cadmium than the national average. Cadmium has been detected in Washington’s waters, sediment, and air, with some samples exceeding environmental limits. Because cadmium is toxic to salmon, these exposures may be impacting sensitive species. Epidemiological and environmental studies provide evidence supporting the potential for cadmium exposure to contribute to adverse impacts.

The sections below describe our evaluation of this criteria and support our conclusion.

Hazards of priority chemical class

We evaluated data-rich chemicals within the class for hazards, including environmental and human health toxicological endpoints, and environmental fate, transport, and potential breakdown products. To identify these hazards, we used similar methods to those found in our [2022 Regulatory Determinations Report to the Legislature](#) (Ecology, 2022).³⁸

Hazard endpoints of concern are discussed below. Table 8 shows a more comprehensive list of potential hazards of cadmium and cadmium compounds. We identified hazard endpoints of concern if at least one member of the chemical class is either included on an authoritative list or scored as high or very high in hazard assessments. In some cases, we supplemented these endpoints with specific concerns that may be relevant to sensitive populations.

Cadmium and cadmium compounds are associated with several hazard traits and have the potential to cause adverse impacts to humans and the environment. Cadmium and compounds that contain cadmium are classified as carcinogenic and toxic to reproduction and development in humans and other organisms. Cadmium and cadmium compounds are toxic to aquatic organisms, persist in the environment, and can bioaccumulate. Some hazard traits of cadmium and cadmium compounds are described below.

Carcinogenicity and genotoxicity/mutagenicity

Cadmium and cadmium compounds are classified together as carcinogenic by several authoritative organizations (Table 8). EPA classifies cadmium as a probable human carcinogen (Group 1B), while the IARC and the National Toxicology Program (NTP) both classify cadmium as a known human carcinogen (IARC, 2012a; NTP, 2021). Cadmium and cadmium compounds are included on the California Proposition 65 list as carcinogens (OEHHA, 2023). The European Chemicals Agency also classifies cadmium as a carcinogen (H350, Carc. 1B), and it is included on their Substance of Very High Concern Candidate List (ECHA, 2023). The 15th Report on Carcinogens (15th RoC) published by the U.S. Department of Health and Human Services cites the 2009 finding by IARC, which classified the evidence of cadmium's carcinogenicity in humans as sufficient for lung cancer and limited for both prostate and kidney cancer (NTP, 2021). The IARC monograph also describes several mechanisms of genotoxicity for cadmium and how they may contribute to development of mutations. The European Chemicals Agency classifies cadmium as a suspected mutagen (ECHA, 2023).

Reproductive and developmental toxicity

Cadmium is listed on the California Proposition 65 list for developmental toxicity and male reproductive toxicity (California Office of Environmental Health Hazard Assessment, 2023). Cadmium is also classified by the European Chemicals Agency as suspected to be toxic to

³⁸ <https://apps.ecology.wa.gov/publications/SummaryPages/2204018.html>

reproduction and as suspected of damaging the unborn child (ECHA, 2023). In addition, there is evidence that links cadmium exposure to adverse effects on neurophysiological development, leading to neurological and cognitive deficits in children (Chandravanshi et al., 2021).

Asthmagenicity

A cross-sectional study of adults in the 2007 to 2012 National Health and Nutrition Examination Survey (NHANES) suggests that cadmium exposure negatively affects lung function in non-smoking U.S. adults, and high levels of cadmium exposure in people who currently smoke increase risk of wheeze and asthma (G. Yang et al., 2019).

Ecological toxicity

Cadmium and cadmium compounds are classified as metals of concern under WAC 173-333-315 based on the determination that they pose a threat to human health and the environment in Washington.

EPA updated the aquatic life ambient water quality criteria for cadmium in 2016 and recommended 1.8 ppb and 33 ppb as maximum concentrations for acute criterion (1-hour) in freshwater and estuarine or marine waters, respectively. They also recommended 0.72 ppb and 7.9 ppb as maximum concentrations for chronic criterion (4 days) in freshwater and for estuarine or marine waters. They concluded that cadmium is a non-essential metal with no biological function in aquatic life and that acute exposure caused increased mortality in aquatic organisms. Further, they concluded cadmium has chronic toxicity in aquatic organisms, including adverse effects on growth, reproduction, development, immunity, endocrine systems, and behavior (EPA, 2016a). Cadmium is also classified by the European Chemicals Agency as hazardous to the aquatic environment, for both acute and chronic aquatic toxicity (ECHA, 2023).

Environmental fate

Understanding the environmental impacts of chemicals includes assessing persistence, bioaccumulation, and known and potential breakdown products.

Cadmium is a chemical element and is persistent and does not break down in the environment. Compounds that contain cadmium have the potential to release cadmium to the environment.

BCF is the ratio of the amount of a chemical in an organism to the amount of that chemical in its surrounding environment. Cadmium has a range of reported bioaccumulation factors (BCFs) that vary based on the organism and tissue type. According to the 2016 EPA report, the range of BCFs reported in freshwater organisms is from 3 to 65,600. The reported BCF values range from 5 to 3,160 in estuarine or marine organisms (EPA, 2016a).

Referenced hazard assessments

The hazard assessments referenced in Table 8 are described in the [Technical Methods chapter](#) of this report. We reviewed each method for transparency and consistency in scoring methods

and data requirements (Ecology, 2022). Using hazard assessments allows us to apply a consistent, non-biased approach to evaluating chemicals across multiple endpoints and levels of data. In this report, hazard assessments allow us to identify known and potential hazards of chemicals within the priority chemical classes.

Due to inclusion on authoritative lists as a carcinogen, as well as reproductive and developmental toxicant, cadmium scores as a LT-1 chemical using the GreenScreen list translator. This indicates it would score as a BM-1 chemical if assessed and that its use should be avoided (Healthy Building Network, 2023). Cadmium and several cadmium compounds also score as [Red] in Scivera because of these listings (Scivera, 2023r).

In the Scivera assessment, cadmium was assigned high hazard scores for carcinogenicity, reproductive toxicity, developmental toxicity, acute toxicity (oral), systemic toxicity, and persistence. Cadmium was assigned very high hazard scores for acute toxicity (inhalation), acute aquatic toxicity and chronic aquatic toxicity (Scivera, 2023r).

The Scivera Globally Harmonized System (GHS)+ assessment for cadmium (CAS: 7440-43-9) is available in the [Scivera database](#)³⁹ (Scivera, 2023r).

Table 8. Known and potential hazards of cadmium and cadmium compounds.

Common name, associated CAS(s)	Known or potential hazards	Referenced hazard assessments	Relevant authoritative listings
Cadmium and cadmium compounds, CAS RN: 7440-43-9	Carcinogenicity [†] , mutagenicity [‡] , reproductive toxicity [†] , developmental toxicity [†] , endocrine activity [‡] , acute toxicity [†] , acute and chronic aquatic toxicity [†] , persistence [†]	GreenScreen LT-1, Scivera [Red]	CA Prop. 65—Carcinogen, Reproductive toxicity (male), Developmental toxicity; IARC Group 1 Carcinogen; EU GHS—H350 (Carc. 1B), H341 (Mut. 2), H361fd (Repro. Tox. Cat. 2), H330 (Acute Tox. Cat. 2), H372 (Sys. Tox. Rep. 1), H400 (Acute Aq. Tox. 1), H410 (Chronic Aq. Tox. Cat. 1); U.S. EPA—Priority PBT; OSPAR PBT—Chemical for Priority Action

[†] Endpoints scored as high or very high in referenced hazard assessments

[‡] Endpoints scored as moderate in referenced hazard assessments

³⁹ <https://rapidscreen.scivera.com/users/login>

Potential exposures to people and the environment

Human exposure

People are exposed to cadmium through inhalation and ingestion, from environmental contamination, household sources, and occupational uses.

Blood cadmium reflects both recent and cumulative exposures while urinary cadmium reflects both cumulative exposure and the concentration of cadmium in the kidney. Cadmium accumulates in the kidney with a half-life of 10-40 years (CDC, 2022a). Absorption of cadmium is affected by dietary intake of essential nutrients (iron, calcium, zinc, and copper) and protein (ATSDR, 2012).

NHANES, the national population-based study conducted by the Centers for Disease Control and Prevention (CDC), includes measurements of cadmium in both blood and urine. Higher levels of cadmium are seen in people who smoke, women, people who live near contaminated soil, and people who are occupationally exposed (CDC, 2022a). A comprehensive analysis of women's exposure to 143 environmental chemicals found that Mexican and Hispanic women had higher exposure than non-Hispanic White women (Nguyen et al., 2020).

The 2010 to 2011 Washington Environmental Biomonitoring Survey (WEBS) includes urinary cadmium concentrations from a statewide representative sample of Washington residents. The data can be seen on the Washington Tracking Network Biomonitoring Dashboards (DOH, 2023a). For unknown reasons, Washington residents, particularly children, had higher levels of cadmium compared to the general U.S. population in NHANES.

Environmental exposure

Cadmium is a naturally occurring heavy metal and is ubiquitous in water and sediment samples from both freshwater and marine environments. However, levels of cadmium have increased in the environment due to anthropogenic activities, including manufacturing, mining, fuel combustion, and agriculture (Ecology, 2011).

Ecology conducted seasonal monitoring for toxics in the Spokane River, at the eastern Spokane Tribal boundary, during 2015-2016 (Ecology, 2017b). Cadmium levels measured in surface water samples were below the Washington State and Spokane Tribe of Indian's hardness-based chronic criteria for protection of aquatic life. However, cadmium measured in suspended sediment samples exceeded Washington's Freshwater Sediment Cleanup Objective (SCO) and Cleanup Screen level (CSL).

In 2012, Ecology collected sediment samples from ten lakes and wetlands in the Upper Columbia River watershed and found that six of the northern and centrally located lakes—Cedar, Phillips, Silver Crown, Bowen, Phalon, and Williams (sampled in 2010)—exceeded one or more probable effect concentration (PEC) thresholds for cadmium (Ecology, 2013b).

Cadmium has also been measured in ambient air in Washington. The 2005 Spokane Air Toxic Study, reported an annual average concentration of 0.2ng/m³ for cadmium (Washington State University Laboratory for Atmospheric Research & RJ Lee Group Inc. Center for Laboratory Sciences, 2007). This was consistent with concentrations reported for Seattle in 2005 and the average of ten large and small urban areas monitored in EPA's 2001 Pilot Cities Project (Washington State University Laboratory for Atmospheric Research & RJ Lee Group Inc. Center for Laboratory Sciences, 2007).

The 2011 Puget Sound Toxics Assessment estimated approximately 1 metric ton of cadmium is released each year into Puget Sound from anthropogenic sources, with the largest contributor thought to be roofing materials (0.6 t/yr), followed by fertilizers (0.26 t/yr), air emissions from industrial, commercial, and institutional sources, (0.06 t/yr), tire wear (0.03 t/yr), and brake pad wear (0.01 t/yr) (Ecology, 2011).

Cadmium has been linked to adverse effects on Washington aquatic species, including salmonids. Studies show cadmium impacts coho salmon (*Oncorhynchus kisutch*) olfactory neurobehavioral functions. These impacts are linked to impaired survival and increased susceptibility to predation (Williams & Gallagher, 2013).

Potential for aggregate and cumulative effects

Exposure to chemicals can result in aggregate effects and cumulative effects. Aggregate effects can occur when people or other organisms are exposed to a single chemical from multiple routes, pathways, and sources (e.g., house dust, drinking water, air, and food). Cumulative effects can occur when people or other organisms are exposed to multiple chemicals simultaneously. These cumulative exposures may come from multiple exposure routes, pathways, and sources or just a single source.

Potential for aggregate effects

Cadmium is a naturally occurring substance that is widely detected in the environment. Biomonitoring data on cadmium in blood and urine reflects people's aggregate exposure from all routes, pathways, and sources. People are exposed to cadmium through inhalation and ingestion from environmental contamination, household sources, and occupational uses. Wildlife can be exposed to cadmium from water, air, sediment, and soil that contain cadmium.

We concluded that cumulative effects are possible because people and wildlife are exposed to cadmium from multiple sources. These exposures add up and can contribute to adverse impacts.

Potential for cumulative effects

People and wildlife are exposed to cadmium, in addition to other chemicals that impact the same biological systems. For example, we know cadmium and phthalates impact male reproductive tract development (Ma et al., 2020). A comprehensive analysis of women's exposure to 143 chemicals found that women were exposed to cadmium in addition to other

chemicals that can impact reproduction and development and increase cancer risks (Nguyen et al., 2020)

A recent analysis of over 200 organic contaminants of emerging concern in Puget Sound supports the conclusion that Puget Sound wildlife are exposed to a wide range of contaminants from multiple sources (James et al., 2020). This conclusion is also supported by other studies documenting the presence of multiple chemicals of concern in Washington's environment (Conn et al., 2020; Meador et al., 2016). Exposure to cadmium and other metals lead to increased toxicity in water fleas, zebra mussels, frogs, and fathead minnows (Heys et al., 2016). Coexposure to cadmium and other heavy metals has been associated with toxicity in daphnids and rainbow trout (Spehar & Fiandt, 1986).

We concluded that cumulative impacts are possible because people and wildlife are exposed to cadmium in addition to other chemicals that can impact similar biological systems.

Potential to contribute adverse impacts

Sensitive populations

When people are exposed to chemicals with known or suspected toxicities, there is the potential for adverse impacts. The impacts may be greater when people are also exposed to other environmental contaminants that impact the same biological systems. People, including sensitive populations, are exposed to cadmium. Exposure to cadmium is associated with carcinogenicity, reproductive and developmental toxicity, and systemic toxicity. Therefore, cadmium has the potential to contribute to adverse impacts in humans, including sensitive populations such as the elderly, workers, people of childbearing age, developing fetuses, and children.

This conclusion is supported by epidemiological studies that have found associations between cadmium exposure in people and adverse health impacts. We list key examples below.

- In elderly populations, cadmium exposure has the potential to contribute to kidney impairment and osteoporosis (Åkesson et al., 2006; Inaba et al., 2005; Satarug et al., 2010).
- Cadmium exposure may increase the risk of type 2 diabetes. Some meta-analyses have found an association between cadmium exposure and type 2 diabetes risk (Filippini et al., 2022; Y. Li et al., 2017). Evidence from cell lines, animal studies, and humans suggests that the increased risk of diabetes may be related to perturbation of insulin signaling and production (Buha et al., 2020)
- Cadmium and cadmium compounds are carcinogenic to humans (IARC, 1993a). Workers with occupational exposures to cadmium have increased risk of cancer (IARC, 1993a; Stayner et al., 1992).

- Cadmium may reduce sperm quality and impair male fertility (Y. Zhang et al., 2019) and has been implicated as a potential contributing factor in the worldwide decline in sperm quantity (Mann et al., 2020).
- Cadmium exposure during pregnancy may be associated with reduced birth weight (Flannery et al., 2022; S. Huang et al., 2019; Ronco et al., 2009).

Sensitive species

When chemicals are released into the environment, they have the potential to expose sensitive species, such as forage fish, salmon, or orcas. If these chemicals have aquatic toxicity, reproductive or developmental toxicity, systemic toxicity, or endocrine disruption, there is potential to contribute to adverse impacts in sensitive species. Cadmium exists in the environment and has the potential to harm wildlife, including sensitive species, because it has acute and chronic aquatic toxicity.

This conclusion is supported by environmental studies showing adverse impacts of cadmium in sensitive species. We list key examples below.

- Cadmium accumulated in the intestine, kidney, and liver of salmon consuming a diet containing cadmium. Cadmium exposure led to oxidative stress and tissue limited peroxidation (Berntssen et al., 2000).
- Environmentally relevant concentrations of cadmium can lead to olfactory dysfunction in salmon. Impaired olfaction has been linked to loss of fitness and increased mortality in salmon (Williams et al., 2016; Williams & Gallagher, 2013).

Chapter 3: Technical Support for Lead and Lead Compounds

Chapter overview

Lead is a naturally occurring heavy metal that is ubiquitous in Washington's environment. Concentrations of lead have increased in the environment due to anthropogenic activities. Lead is a potent neurotoxicant, carcinogen, and reproductive and developmental toxicant that can harm children and prevent them from reaching their full potential. There is no safe level of lead exposure for children, and models suggest that even seemingly small exposure is associated with meaningful impacts on brain development at the population level. CDC reports exposure disparities based on factors including income, occupation, and whether people live in buildings constructed before 1978.

We selected lead and lead compounds for this round of priority chemical under Safer Products for Washington because they are widely detected in our environment and our bodies, and they can have damaging impacts on children's development. Lead exposure is associated with disproportionate impacts. Because lead is already regulated in some consumer products, it could be feasible to reduce exposures from other products and ultimately reduce disproportionate impacts.

Lead meets the high priority chemical criteria because it is:

1. Regulated in numerous relevant consumer products.
2. Considered a hazardous substance in Washington.
3. A concern for sensitive species and populations.

Rationale and references are described below.

Scope of priority chemical class

This report identifies lead and lead compounds (CAS # 7439-92-1) as a priority chemical.

Rationale for class approach

We approached lead and lead compounds as a priority chemical class. This class is unified by the presence of lead in the compounds.

This grouping is reasonable and supported by scientific evidence.

- Lead is part of all members of the class and has multiple known and potential hazards.
- Lead and lead compounds as a class are probable human carcinogens, according to the International Agency for Research on Cancer (IARC), and reasonably anticipated

to be carcinogenic in humans by the National Toxicology Program (NTP). These determinations were made after reviewing multiple lead compounds.

- Other authoritative bodies approach lead and lead compounds as a group. One example is EPA's toxic release inventory reporting.

Meeting the statutory requirements

The statute requires that priority chemicals or chemical classes meet specific criteria. Priority chemical classes must meet at least one of the criteria described in [RCW 70A.350.020](#)⁴⁰ and listed below.

- A member of the chemical class has been identified by Ecology as a chemical of concern, specifically:
 - A chemical of high concern to children under [Chapter 70A.430 RCW](#)⁴¹ or
 - A persistent, bioaccumulative, and toxic (PBT) chemical under [Chapter 70A.300 RCW](#).⁴²
- A member of the chemical class is regulated in relevant consumer product statutes in Washington.
- A member of the chemical class is a hazardous substance under Chapter 70A.300 RCW or [Chapter 70A.305](#).⁴³
- Members of the chemical class are a concern for sensitive populations and sensitive species.

Lead and lead compounds meet at least one of the criteria to be considered priority chemicals. Each of the criteria are discussed below.

Chemicals of concern by Ecology

Chemical classes with members that are chemicals of high concern to children (CHCC) identified under 70A.430 RCW meet the criteria for designation as priority chemical class under RCW 70A.350.020(1)(a) RCW. Ecology identifies chemicals that are persistent, bioaccumulative, and toxic in [WAC 173-333-310](#)⁴⁴ under chapter 70A.300 RCW. Lead is not listed as a PBT under WAC 173-333. However, lead is listed in WAC 173-333-315 as a metal of concern under WAC 173-333. The PBT rules treat metals differently because they are inherently persistent. Chemicals found in the class that are PBTs or metals of concern are described in Table 9.

⁴⁰ <https://app.leg.wa.gov/rcw/default.aspx?cite=70A.350.020>

⁴¹ <https://app.leg.wa.gov/rcw/default.aspx?cite=70A.430>

⁴² <https://app.leg.wa.gov/rcw/default.aspx?cite=70A.300>

⁴³ <https://app.leg.wa.gov/rcw/default.aspx?cite=70A.305>

⁴⁴ <https://app.leg.wa.gov/wac/default.aspx?cite=173-333-310>

Table 9. Lead and lead compounds are metals of concern under WAC 173-333-315.

Chemical or metal of concern	CAS RN	Rationale
Lead	7439-92-1	Pose a threat to human health and the environment in Washington.

Chemical classes with members that are chemicals of high concern to children (CHCC) identified under 70A.430 RCW meet the criteria for designation as priority chemical class under RCW 70A.350.020 (1)(a). Ecology identifies chemicals of high concern to children based on their hazards and exposure potential in [WAC 173.334](#).⁴⁵ Lead is not a CHCC in Washington but is restricted in children’s products.

Regulations in consumer products under relevant Washington statute

Chemical classes with members regulated in consumer products under chapters [70A.430](#),⁴⁶ [70A.405](#),⁴⁷ [70A.222](#),⁴⁸ [70A.335](#),⁴⁹ [70A.230](#),⁵⁰ or [70A.400](#)⁵¹ RCW meet the criteria for designation as a priority chemical class under RCW 70A.350.020.(2)(a). Lead is regulated in children’s products, packaging, and brake friction material. It is also regulated in wheel weights under [Chapter 70A.435 RCW](#)⁵² (Table 10).

Table 10. Members of the class that are regulated in consumer products in Washington.

Chemical	Product	RCW
Lead	Children’s Products	70A.430
Lead	Packaging	70A.222
Lead and its compounds	Brake friction material	70.340

Hazardous substance in Washington

Under Chapter 70A.350 RCW, chemical classes with members that are hazardous substances under chapter 70A.300 RCW (Hazardous Substances Waste Management Act) or 70A.305 RCW (Model Toxics Control Act) can be considered priority chemical classes. Lead and lead compounds meet at least one of the criteria to be considered a hazardous substance under

⁴⁵ <https://apps.leg.wa.gov/wac/default.aspx?cite=173-334>

⁴⁶ <https://app.leg.wa.gov/rcw/default.aspx?cite=70A.430>

⁴⁷ <https://apps.leg.wa.gov/rcw/default.aspx?cite=70A.405>

⁴⁸ <https://app.leg.wa.gov/rcw/default.aspx?cite=70A.222>

⁴⁹ <https://app.leg.wa.gov/rcw/default.aspx?cite=70A.335>

⁵⁰ <https://app.leg.wa.gov/rcw/default.aspx?cite=70A.230>

⁵¹ <https://app.leg.wa.gov/rcw/default.aspx?cite=70A.400>

⁵² <https://app.leg.wa.gov/rcw/default.aspx?cite=70A.435>

70A.305 or 70A.300 RCW. Thus, lead and lead compounds are considered hazardous substances for the purposes of the implementation of 70A.350 RCW.

Hazardous substances are defined in RCW 70A.300.010 to include any material that exhibits any of the characteristics or criteria of dangerous wastes identified under WAC 173-303. WAC 173-303-090 includes lead on the toxicity characteristic list, which provides one way to identify dangerous waste. Wastes with concentrations greater than 5 mg/L lead in an extract of the waste created using the Toxic Characteristics Leaching Procedure are considered dangerous waste. Wastes can also be designated as dangerous waste based on the toxicity criteria under WAC 173-303-100 through book designation or bioassay.

Under RCW 70A.305, lead is listed under [section 101\(14\)](#)⁵³ of the federal cleanup law, 42 U.S.C. Sec. 9601(14) Comprehensive Environmental Response, Compensation, and Liability Act (CERCLA), and therefore are incorporated into the definition of “hazardous substance” under RCW 70A.305.020(13).

Chemicals of concern for sensitive populations and species

After assessing available data to consider the factors below, we found that lead and lead compounds are a concern for sensitive populations and sensitive species.

- (a) A chemical’s or members of a class of chemicals’ hazard traits or environmental or toxicological endpoints
- (b) A chemical’s or members of a class of chemicals’ aggregate effects
- (c) A chemical’s or members of a class of chemicals’ cumulative effects, with other chemicals with the same or similar hazard traits or environmental or toxicological endpoints
- (d) A chemical’s or members of a class of chemicals’ environmental fate
- (e) The potential for a chemical or members of a class of chemicals to degrade, form reaction products, or metabolize into another chemical or a chemical that exhibits one or more hazard traits or environmental or toxicological endpoints, or both
- (f) The potential for the chemical or class of chemicals to contribute to or cause adverse health or environmental impacts
- (g) The chemical’s or class of chemicals’ potential impact on sensitive populations, sensitive species, or environmentally sensitive habitats
- (h) Potential exposures to the chemical or members of a class of chemicals based on:

⁵³ <https://www.ecfr.gov/current/title-40/chapter-I/subchapter-J/part-302/section-302.4>

(i) Reliable information regarding potential exposures to the chemical or members of a class of chemicals

(ii) Reliable information demonstrating occurrence, or potential occurrence, of multiple exposures to the chemical or members of a class of chemicals.

We concluded that lead and lead compounds are a concern for sensitive species and populations because of their hazards and exposure potential, particularly for sensitive species and populations. Lead is a potent neurotoxicant, carcinogen, and reproductive and developmental toxicant that can prevent children from reaching their full potential. There is no safe level of lead exposure for children and models suggest that even seemingly small exposures are associated with meaningful impacts on brain development at the population level. Exposure to lead is not equal. CDC reports exposure disparities based on income, occupation, and whether people live in buildings constructed before 1978. Lead is widely detected in Washington's environment and, although it is a naturally occurring substance, levels have increased due to anthropogenic activities. Lead poisoning in wildlife has been reported in places where there are high levels of lead contamination. This demonstrates the potential for wildlife to be exposed to lead contamination in the environment.

The sections below describe our evaluation of this criteria and support our conclusions.

Hazards of priority chemical class

We evaluated data-rich chemicals within the class for hazards, including environmental and human health toxicological endpoints, and environmental fate, transport, and potential breakdown products. To identify these hazards, we used similar methods to those found in our [2022 Regulatory Determinations Report to the Legislature](#) (Ecology, 2022).⁵⁴

We discuss hazard endpoints of concern below. Table 11 shows a more comprehensive list of potential lead and lead compounds hazards. We identified hazard endpoints of concern if at least one member of the chemical class is either included on authoritative lists or scored as high or very high in hazard assessments. In some cases, we supplemented these endpoints with specific concerns that may be relevant to sensitive populations.

Lead and lead compounds have been thoroughly studied and are associated with several hazard traits, with the potential to cause adverse impacts to humans and the environment. Lead and compounds that contain lead are carcinogenic and toxic to reproduction and development in humans and other organisms. Lead and lead compounds are also toxic to aquatic ecosystems, can bioconcentrate in organisms, and are persistent in the environment. Some hazard traits of lead and lead compounds are described below.

⁵⁴ <https://apps.ecology.wa.gov/publications/SummaryPages/2204018.html>

Carcinogenicity and genotoxicity/mutagenicity

Several authoritative organizations classify lead and lead compounds as known or probable human carcinogens. The EPA classifies lead and lead compounds as probable human carcinogens, and the NTP concluded lead and lead compounds are reasonably anticipated to be human carcinogens (EPA, 2004). EPA reaffirmed this finding in 2013, in the Integrated Science Assessment for Lead which concluded that there is likely a causal relationship between lead exposure and cancer (EPA, 2013). California also includes lead and lead compounds on the Proposition 65 List for carcinogenicity (OEHHA, 2023). The 15th Report on Carcinogens (15th RoC) reports lead exposure is associated with increased risk of lung, stomach, and urinary-bladder cancer in humans (NTP, 2021). The 15th RoC also describes animal studies that demonstrate lead and lead compounds cause tumors in multiple tissues, through several routes of exposure. The 15th RoC discusses several potential mechanisms of toxicity, including genotoxicity.

Lead compounds have evidence of genotoxicity and mutagenicity and are classified as Germ Cell Mutagen 3A by the German MAK-Commission, indicating lead induces genetic damage in mammalian cells *in vivo* and that lead is bioavailable in germ cells (MAK Value Documentation, 2012).

There is also evidence that lead may cause cancer through epigenetic mechanisms. In 2013, EPA published the Integrated Science Assessment for Lead that reviewed toxicological and epidemiological studies and found consistent evidence of genotoxicity, oxidative stress, and DNA damage and decreased DNA repair (EPA, 2013). EPA also reports that lead can alter gene expression through epigenetic mechanisms and interact with proteins, which induce carcinogenicity (EPA, 2013).

Reproductive and developmental toxicity

Lead and lead compounds are known reproductive and developmental toxicants. The NTP monograph on health effects of low-level lead concluded that there is sufficient evidence of adverse effects on child development and reproduction in adult women (NTP, 2012). Lead and lead compounds are classified as reproductive and developmental toxicants by the European Chemicals Agency (ECHA, 2023). Lead and lead compounds are also included on the California Proposition 65 list for developmental toxicity and reproductive toxicity in both males and females (OEHHA, 2023). In addition, there is a large body of evidence that lead and lead compounds cause developmental neurotoxicity in children (Lidsky & Schneider, 2003). EPA's Integrated Science Assessment for lead, from 2013, concluded that the evidence is (EPA, 2013):

- Suggestive of a causal relationship between lead exposure and effects on birth outcomes.
- Supportive of a causal relationship between lead exposure and effects on development.
- Supportive of a causal relationship between lead exposure and decrements in cognitive function in children.

- Suggestive of a causal relationship between lead exposure and effects on female reproductive function.
- Supportive of a causal relationship between Pb exposure and effects on male reproductive function.

It is important to note that no safe level of lead has been identified for developmental neurotoxicity and cognitive deficits resulting from lead exposure in children (ATSDR, 2020a).

Endocrine disruption

Lead is not included on any authoritative lists for endocrine activity, however there is some evidence that lead can cause effects on several endocrine pathways (ATSDR, 2020a; ToxServices, 2021a).

Neurotoxicity

Lead causes neurotoxicity in both children and adults. Neurological effects in children exposed to lead include deficits in learning and memory, alterations in behavior and mood, and changes in neuromotor and neurosensory function (ATSDR, 2020a). These effects are observed in adults as well. Other effects have also been documented, including peripheral neuropathy, psychiatric symptoms, changes in regional brain volumes, and neurochemistry (ATSDR, 2020a).

Ecological toxicity

The European Chemicals Agency classifies lead as very toxic to aquatic life, with long lasting effects. Lead bioaccumulates in fish tissues, can cause oxidative stress leading to neurotoxicity in fish, and influences fish immune responses (Lee et al., 2019).

The lowest acute environmental reference value (ERV) for lead was determined to be 20.5 ug/L by ECHA, so lead is classified as category 1 for acute aquatic toxicity (H400) (ECHA, n.d.-a). The lowest chronic ERV is 6.1 ug/L, so lead is also classified as category 1 for chronic aquatic toxicity (H410) (ECHA, n.d.-a).

Environmental fate

Understanding the environmental impacts of chemicals includes assessing persistence, bioaccumulation, and known and potential breakdown products.

Lead is an element, so it is persistent and does not break down in the environment. Compounds that contain lead have the potential to release lead to the environment. Lead is expected to form lead salts, such as lead sulfate, lead carbonate, lead phosphate, lead sulfide, and lead monoxide, in the environment (ToxServices, 2021a).

Lead can bioaccumulate to varying degrees across terrestrial and aquatic species. The U.S. Department of Health and Human Services Agency for Toxic Substances and Disease Registry (ATSDR) reports lead bioconcentrates in plants and animals, but it does not appear to biomagnify in food chains (ATSDR, 2020a). The U.S. EPA classifies lead and lead compounds as

persistent, bioaccumulative, and toxic (US EPA (United States Environmental Protection Agency), 2001).

Referenced hazard assessments

In the [Technical Methods chapter](#) of this report, we describe the hazard assessments referenced in Table 11. We reviewed each method for transparency and consistency in scoring methods and data requirements (Ecology, 2022). Using hazard assessments allows us to apply a consistent, unbiased approach to evaluating chemicals across multiple endpoints and levels of data. In this report, hazard assessments allow us to identify known and potential hazards of chemicals within the priority chemical classes.

Lead and lead compounds score as Benchmark-1 and [Red] in GreenScreen and Scivera hazard assessments, respectively, indicating their use should be avoided (Scivera, 2023ad; ToxServices, 2021a).

The GreenScreen assessment showed high lead hazard scores for carcinogenicity, mutagenicity, reproductive toxicity, developmental toxicity, endocrine activity, systemic toxicity (single and repeat dose), neurotoxicity (repeat dose) and bioaccumulation. The assessment also showed very high lead hazard scores for neurotoxicity (single dose), acute aquatic toxicity, chronic aquatic toxicity, and persistence (ToxServices, 2021a).

The Scivera assessment assigned high lead hazard scores for carcinogenicity, mutagenicity, reproductive toxicity, developmental toxicity, systemic toxicity, and neurotoxicity. The Scivera assessment also assigned very high lead hazard scores for persistence, bioaccumulation, acute aquatic toxicity, and chronic aquatic toxicity (Scivera, 2023ad).

- The GreenScreen® assessment for lead (CAS: 7439-92-1) is available from the [ToxServices database](#) (ToxServices, 2021a).
- The Scivera Globally Harmonized System (GHS)+ assessment for lead (CAS: 7439-92-1) is available in the [Scivera database](#) (Scivera, 2023ad).

Table 11. Known and potential hazards of lead and lead compounds.

Common name, associated CAS(s)	Known or potential hazards	Referenced hazard assessments	Relevant authoritative listings
Lead and lead compounds, CASRN: 7439-92-1	Carcinogenicity†, mutagenicity†, reproductive toxicity†, developmental toxicity†, endocrine activity†, acute toxicity‡, systemic toxicity (single and repeat dose)†, neurotoxicity (single and repeat dose)†, acute and chronic aquatic toxicity†, persistence†, bioaccumulation†	GreenScreen BM-1, Scivera [Red]	EU GHS—H360Df and H360FD (Repro. 1A), H362 (Repro. Lactation), H332 and H302 (Acute Tox. 4), H373 (Systemic Tox. Repeat Exp.), H400 (Acute Aq. Tox. 1), H410 (Chronic Aq. Tox. 1); EU Substances of Very High Concern (SVHC) Candidate List—Toxic to Reproduction; U.S. EPA – TRI PBT, California Prop. 65 List (Carcinogenicity, Developmental Toxicity, Female and Male Reproductive Toxicity); IARC (Carc. 2A, lead compounds, Carc. 2B, lead); MAK (Carc. 2); EPA IRIS Carcinogen (Group B2), US NIH Report on Carcinogens—Reasonably anticipated human carcinogen; US NIH—Reproductive and Developmental Monographs—Reproductive Toxicity, Developmental Toxicity;

† Endpoints scored as high or very high in referenced hazard assessments

‡ Endpoints scored as moderate in referenced hazard assessments

Potential exposures to people and the environment

Human exposure

There is widespread exposure to lead. We are particularly concerned about exposures to children, as they absorb more lead than adults and are more sensitive to the effects of lead. Children may be exposed to lead from inhalation and ingestion from environmental contamination, household sources, and residues that can come into homes when workers' skin, clothes, or possessions get contaminated at work. King County recently found high concentrations of lead in cookware used by Afghan refugees (Fellows et al., 2022).

Lead can be measured in different tissues, with blood being the most common. Most lead in the body is stored in bones, although this is not often measured. Blood lead reflects both recent lead exposures and stored lead, while lead in urine is from recent exposures (ATSDR, 2020a).

The National Health and Nutrition Examination Survey (NHANES) is a population-based study conducted by the Centers for Disease Control (CDC). According to NHANES, blood lead levels in

U.S. children and adults decreased from 1999 to 2018. The geometric mean in the youngest children (ages 1 to 5) decreased from 2.23 ug/dL in 1999 to 0.670 ug/dL in 2018. The geometric mean in adults aged 20 and above decreased from 1.75 ug/dL in 1999 to 0.855 ug/dL in 2018. NHANES also collected data for children 6 to 11 and 12 to 19 years old, and those groups also showed decreases in blood lead levels (DOH, 2023b).

As there are no known safe levels of lead, there are definitions of elevated blood lead levels for both children and adults, to prioritize actions. In 2021, the CDC updated the Blood Lead Reference Value (BLRV) to 3.5 µg/dL (CDC, n.d.-c). The BLRV is a screening tool to identify children who have higher levels of lead in their blood compared with most children. In Washington, children are considered to have an elevated blood lead level at 5 ug/dL, and adults are considered to have elevated blood lead level at 10 ug/dL. Some biomonitoring data is presented as above or below these levels. The Washington Tracking Network contains Washington data for the percentage of young children's blood lead test results at or above 5 ug/dL (DOH, 2023b). The lead exposure risk mapping tool shows which areas in the community are at higher risk for lead exposure based on age of housing.

The National Institute for Occupational Safety and Health (NIOSH) is a part of the CDC that focuses on occupational health and safety and includes a national Adult Blood Lead Epidemiology and Surveillance (ABLES) program. In this program and state programs, people aged 16 years or older are considered adults. The ABLES program in Washington is at the Department of Labor and Industries. The Washington ABLES program identifies adults with elevated blood lead levels; identifies industries, occupations, and activities that may contribute to elevated blood lead levels; and implements strategies to prevent elevated blood lead levels and lead exposures (LNI, 2017). Industries with higher lead exposure include battery manufacturing, ceramics, and construction (ATSDR, 2020a). As not all workers in Washington are tested for blood lead levels, the information is not necessarily representative.

Groups who may have higher exposure to lead include:

- Children younger than 6 years old
- Children in low-income households
- Children who live in pre-1978 housing
- Occupational users
- Hobbyists
- Recent immigrants

Environmental exposure

Lead is a naturally occurring heavy metal and is ubiquitous in water and sediment samples from both freshwater and marine environments. However, levels of lead have increased in the environment due to anthropogenic activities and materials, including lead-based ammunition, fishing weights, wheel weights, roofing materials, aviation fuel, brake pads, plumbing materials, and the use of tetra-ethyl lead in gasoline between 1973 – 1996 (Ecology, 2011).

In 2023, we collected sediment samples from ten lakes and wetlands in the Upper Columbia River watershed. We found that six of the northern and centrally located lakes—Cedar, Phillips, Silver Crown, Bowen, Phalon, and Williams (sampled in 2010)—exceeded one or more probable effect concentration (PEC) thresholds for lead (Ecology, 2013b).

In 2015, we analyzed twenty-eight samples of suspended particulate matter from seven Washington cites, with a focus on small urban streams and large rivers with substantial lead contamination. Although there are no regulatory criteria for lead in suspended particulate matter, six of the twenty-eight samples (21%) contained lead above Washington's freshwater Sediment Cleanup Objective (SCO) criteria for lead in bottom sediments (Ecology, 2016a).

Measurements of lead in ambient air have also been reported in Washington. The Spokane Air Toxic Study reported a mean concentration of 4.9 ng/m³ in ambient air for the Spokane, Washington, area, based on measurements from four sites in 2005 (Washington State University Laboratory for Atmospheric Research & RJ Lee Group Inc. Center for Laboratory Sciences, 2007). This was relatively consistent with the average concentration reported for Seattle, Washington, in 2005 of 4.4 ng/m³ and less than reported for the average of ten large and small urban areas monitored in EPA's 2001 Pilot Cities Project (Washington State University Laboratory for Atmospheric Research & RJ Lee Group Inc. Center for Laboratory Sciences, 2007). This was comparable to the annual average concentration of 5.16 ng/m³ reported for ambient air in Longview, Washington, for 2004 to 2005 (Southwest Clean Air Agency, 2007a). A 2012 study of two Washington airports reported higher concentrations of lead in air. Auburn Municipal Airport and Harvey Airfield had maximum three-month rolling average concentrations reported at 55 ng/m³ and 32 ng/m³, respectively (Ecology, 2013a). These higher concentrations are thought to reflect the use of leaded aviation gasoline at these sites. Neither site exceeded the National Ambient Air Quality Standard for lead set at a maximum of 75 ng/m³ for a three-month rolling average concentration (Ecology, 2013a).

The 2011 Puget Sound Toxics Assessment estimated approximately 520 metric tons of lead are released each year into Puget Sound from anthropogenic sources. The largest contributor is likely hunting ammunition (373 t/yr), followed by releases from army bases (39 t/yr), fishing sinker loss (36 t/yr), weight loss (28 t/yr), and roofing materials (18 t/yr) (Ecology, 2011).

Potential for aggregate and cumulative effects

Exposure to chemicals can result in aggregate effects and cumulative effects. Aggregate effects can occur when people or other organisms are exposed to a single chemical from multiple routes, pathways, and sources (e.g., house dust, drinking water, air, and food). Cumulative effects can occur when people or other organisms are exposed to multiple chemicals simultaneously. These cumulative exposures may come from multiple exposure routes, pathways, and sources or just a single source.

Potential for aggregate effects

Biomonitoring data on blood lead levels reflects people's aggregate exposure from all routes, pathways, and sources. People may be exposed to lead from inhalation and ingestion from environmental contamination, household sources, and occupational sources. When people are exposed at work, they can introduce lead into the home via clothes, skin, or possessions. People are exposed to lead from multiple sources and routes of exposure, so there is the potential for aggregate impacts.

Lead that is not excreted accumulates in bones over time. Under some physiological conditions, such as calcium deficiency, pregnancy, lactation, and bone injury, the lead stored in bone is mobilized and enters the bloodstream where it is distributed to other body tissues. This means that the impact of lead is potentially cumulative with other health conditions. Mobilization of lead from bone is of particular concern during pregnancy, when it raises the level of fetal exposure and the potential for neurodevelopmental effects (ATSDR, 2020b). Blood lead levels are known to increase during pregnancy, due to mobilization of lead stored in bones, when calcium in maternal bones is used for skeletal growth in the fetus. This increase in blood lead level can lessen with higher intakes of calcium and iron (McElroy et al., 2020). Osteoporosis in the elderly can also mobilize lead from bones to blood, with the potential for cognitive impacts.

Similarly, lead is released into the environment through multiple pathways. While lead is a naturally occurring, anthropogenic activities release lead to water, sediment, soil, and air. Once in the environment, lead is inherently persistent and can bioaccumulate in the food chain. We concluded that there is the potential for aggregate effects because people and wildlife are exposed to lead from multiple sources. These exposures add up and can lead to biological impacts.

Potential for cumulative effects

Lead exposure in children often co-occurs with other environmental chemicals that impact neurodevelopment (Dórea, 2019; Grandjean & Landrigan, 2014). Coexposure to multiple chemicals that impact the same biological target can enhance toxic effects (Heffernan & Hare, 2018). For example, co-exposure to lead and other metals, such as mercury, has been associated with stronger neurodevelopmental impacts in children (Koendjibharie et al., 2023).

Other studies have emphasized the importance of considering nonchemical stressors when addressing toxic chemicals. A recent study of over 300 mother and toddler pairs found that nonchemical stressors and lead exposure were associated with neurodevelopmental impairment, both individually and combined (Koendjibharie et al., 2023).

Cumulative impacts may also be related to nonchemical stressors, such as income or nutritional status. Lead intake is higher when there is a dietary deficiency, particularly of iron. Additionally, children living in older buildings may be more likely to be exposed to lead from legacy consumer product uses, like paint and plumbing.

Lead is one of many contaminants found in the environment. A recent analysis of over 200 organic contaminants of emerging concern in Puget Sound supports the conclusion that Puget Sound wildlife are exposed to a wide range of contaminants from multiple sources (James et al., 2020). This is supported by other studies documenting the presence of multiple chemicals of concern in Washington's environment (Conn et al., 2020; James et al., 2020; Meador et al., 2016). For example, Coexposure to lead and other heavy metals has been associated with toxicity in daphnids and rainbow trout (Spehar & Fiandt, 1986).

We concluded that there is the potential for cumulative effects because people and wildlife are exposed to multiple chemicals in addition to lead. There is evidence that these coexposures can contribute to adverse impacts.

Potential to contribute adverse impacts

In sensitive populations

When people are exposed to chemicals with known or suspected toxicities, there is the potential for adverse impacts. People are exposed to lead and lilead is associated with carcinogenicity, reproductive and developmental toxicity (including neurodevelopmental toxicity), and systemic toxicity. Therefore, lead has the potential to contribute to adverse impacts in humans, including sensitive populations such as the elderly, workers, people of childbearing age, developing fetuses, and children.

The potential for lead to impair neurodevelopment in children is particularly concerning. Neurodevelopmental disorders are prevalent in the United States. A recent analysis estimated that for children between 3 and 17 years old, attention-deficit/hyperactivity disorder (ADHD), autism spectrum disorder (ASD), intellectual disorder (ID), and learning disability (LD) had prevalence rates of about 8.5%, 2.9%, 1.4% and 6.4%, respectively (Y. Yang et al., 2022). About 30 to 40% of neurodevelopmental diseases are expected to have genetic causes. The remainder are expected to be the results of environmental factors or a mix of environmental and genetic factors (Grandjean & Landrigan, 2014). Lead exposure can contribute to neurodevelopmental disorders.

Delayed puberty in children is also a concern. EPA concluded that lead has causal effects on puberty in both boys and girls (EPA, 2013).

Adults of childbearing age exposed to lead may be a sensitive population for cardiovascular impacts. EPA concluded that there are causal relationships between exposure to lead and hypertension and cardiovascular disease (EPA, 2013).

In elderly people with osteoporosis, lead stored in the bone can be mobilized into the bloodstream. Lead in the bloodstream can impact cognition. Elderly people are a sensitive population in terms of increased risk of osteoporosis and heightened impacts of cognitive declines. EPA concluded that there is a likely causal relationship between lead and decrements in cognitive function in adults as well as children (EPA, 2013). The potential for lead to cause

cumulative impacts is supported by epidemiological studies that found associations between lead exposure in people and adverse health impacts. We discuss key examples below.

- Epidemiological evidence supports the conclusion that there is no safe dose of lead for children (ATSDR, 2007a). Childhood lead exposure is associated with loss of intelligence quotient (IQ) points, which can prevent children from reaching their full potential (Boyle et al., 2021; McFarland et al., 2022).
- According to IARC and EPA, lead is a probable human carcinogen. Workers may be particularly vulnerable to cancer risks from lead exposure. Occupational exposure to lead is associated with increased cancer risk (Ahn et al., 2020; Anttila et al., 2022; Liao et al., 2016).
- Occupational and environmental exposure to lead is associated with reproductive impairment in both men and women (Kumar, 2018).

In sensitive species

When chemicals are released into the environment, they have the potential to expose sensitive species. Sensitive species include forage fish, salmon, orcas, and species that may be disproportionately or more severely impacted by lead. When sensitive species are exposed to chemicals that are known or suspected of having relevant hazards, we conclude that these chemicals have the potential to contribute to adverse impacts in sensitive populations. Lead is found in the environment and has the potential to harm wildlife, including sensitive species, because it has carcinogenicity, reproductive and developmental toxicity, endocrine disruption, systemic toxicity, neurotoxicity, and aquatic toxicity. Further, it is inherently persistent in the environment.

Lead poisoning in wild birds can have pronounced negative impacts on species populations. Predatory birds consume lead ammunition inadvertently, when scavenging on remains left by hunters. Other birds may consume lead pellets from ammunition, mistaking it for seeds or grit normally used to aid in grinding food in gizzards. Similarly, lead fishing weights can be ingested by birds and contribute to lead poisoning. We discuss examples of studies demonstrating the potential for lead to impact wildlife populations.

- A recent study of bald and golden eagles across the United States found 46 to 47 % of eagles sampled contained lead in their bones, indicating chronic lead poisoning. In addition, 27 to 33% of bald eagles and 7 to 35% of golden eagles had evidence of acute lead poisoning (Slabe et al., 2022).
- This corroborates another study focusing on bald and golden eagles in the Pacific Northwest (Washington, Idaho, Oregon, Montana, and Alaska) that found 48% of bald eagles and 62% of golden eagles had blood lead levels consistent with chronic lead poisoning (Stauber et al., 2010).

Chapter 4: Technical Support for Class Brominated and/or Chlorinated Substances

Chapter overview

Brominated and/or chlorinated substances are commonly used in consumer products. They serve a wide range of functions, including solvents, pigments and dyes, biocides, flame retardants, and pesticides. They have multiple shared hazards, including carcinogenicity, developmental toxicity, reproductive toxicity and aquatic toxicity. Some brominated and/or chlorinated substances persist in the environment and bioaccumulate in people and wildlife.

Brominated and/or chlorinated substances were selected for this round of priority chemicals under Safer Products for Washington because they can cause cancer, are toxic for reproduction and development, and are toxic to fish. There is widespread exposure to brominated and/or chlorinated substances. Brominated and/or chlorinated substances have been detected in air, drinking water, house dust, groundwater, soil and sediment. They have also been detected in our bodies and in the bodies of sensitive species. People in occupations where brominated and/or chlorinated substances are used may have higher exposure.

Brominated and/or chlorinated substances meet the high priority chemical criteria because at least one member of the class is:

1. A high priority chemical of high concern to children identified by Ecology under [Chapter 70A.430 RCW](#).⁵⁵
2. A persistent, bioaccumulative, and toxic (PBT) chemical under [WAC 173-333-320](#).⁵⁶
3. Regulated in relevant consumer products in Washington.
4. Considered a hazardous substance in Washington.
5. A concern for sensitive species and populations.

We are approaching brominated and/or chlorinated substances as a class because the presence of bromine or chlorine bound to carbon is associated with similarities in hazard when considering their functional uses in products. These chemicals have a history of regrettable substitution and many can persist and bioaccumulate in the environment.

Rationale and references are described below.

⁵⁵ <https://app.leg.wa.gov/rcw/default.aspx?cite=70A.430>

⁵⁶ <https://app.leg.wa.gov/wac/default.aspx?cite=173-333-320>

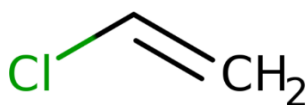
Scope of priority chemical class

Brominated and/or chlorinated substances are defined as any chemical containing chlorine or bromine bonded to carbon. Inorganic chemicals that do not contain carbon, such as inorganic bromides or chlorides, or chloride or bromide salts, are excluded.

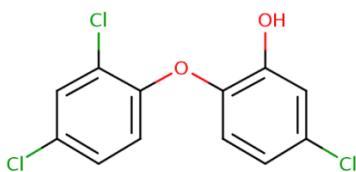
This chemical class intersects two previously defined priority chemical classes: organohalogen flame retardants and polychlorinated biphenyls.

Examples of chemicals in the class with carbon bonded to bromine or chlorine are shown in Figure 3.

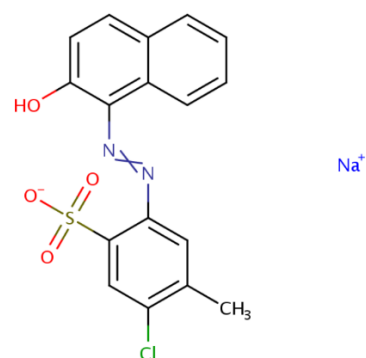
Figure 3. Molecular structures of example chemicals within the class.



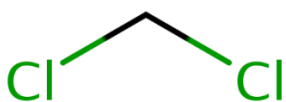
Vinyl chloride, PVC monomer



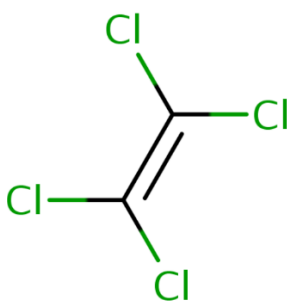
Triclosan, antimicrobial



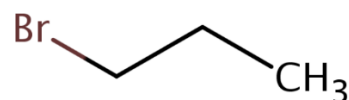
D&C Red No. 8, pigment



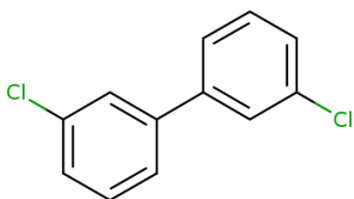
Dichloromethane, solvent



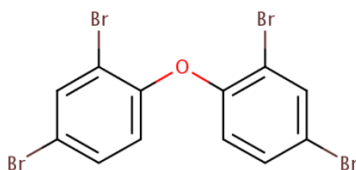
Tetrachloroethylene, solvent



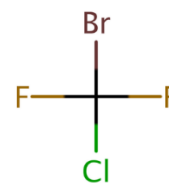
1-bromopropane, solvent



PCB 11, pigment contaminant



BDE-47, flame retardant



Halon 1211, fire suppressant

Rationale for class approach

We are approaching brominated and/or chlorinated substances as a class because many of these chemicals have:

- Similarities in hazards.
- The potential for cumulative impacts.
- A history of regrettable substitutions, when considering their functional use in consumer products.
- Environmental persistence and bioaccumulation potential.

The presence of chlorine and bromine bound to carbon defines the class and contributes to the shared hazards of these chemicals when considering their functional use. The shared properties imparted by chlorine and bromine in organic molecules relates to their functional use in products and increases the likelihood of regrettable substitutions within the class.

Structural similarities and shared hazards

Not all brominated and/or chlorinated substances are hazardous, but many current and past uses of these substances are associated with adverse effects on human health and the environment. In part, this is due to how chlorine and bromine modify the chemical properties of organic molecules.

Bromine and chlorine belong to a group of chemical elements known as halogens. Elements in this group contribute significant properties to organic molecules. The presence of a carbon atom bound to chlorine or bromine generally increases the lipid solubility and decreases water solubility of an organic molecule. Chlorine and bromine also can alter the chemical reactivity of a molecule in several ways, including by inducing steric constraints and through their strong electron-withdrawing effect (Hägglom & Bossert, 2004). The physical and chemical properties that bromine and chlorine impart to molecules relate to their hazards to human health and environmental impacts.

There are naturally occurring brominated and/or chlorinated substances in the environment, and there are also organisms able to perform dehalogenation of organic substances. However, the observed persistence of many chlorinated and brominated substances in the environment suggests this capacity is not sufficient to cope with the volume and complexity of these substances arising from anthropogenic sources. In general, chlorinated and/or brominated substances are not as easily degraded in the environment as chemicals that do not contain halogens. Substance persistence increases as the degree of halogenation increases (Hatzinger & Kelsey, 2022). This is in part due to the stability of carbon-halogen bonds and their resistance to microbial degradation in natural environments. The biodegradation potential of brominated and/or chlorinated substances is also limited by their bioavailability to microorganisms in the environment. As mentioned above, the presence of bromine and chlorine generally decrease the water solubility of molecules and increase their hydrophobicity. Hydrophobic organic compounds in the environment often undergo hydrophobic sorption to organic matter, such as

soils or sediments. This process can reduce the amount of a substance that is bioavailable for degradation by microorganisms. This is thought to be partly responsible for persistence observed for a diverse range of chlorinated and/or brominated substances, from relatively small molecules such as chlorinated solvents (trichloroethene, tetrachloroethylene) to larger molecules like pesticides, polychlorinated biphenyls (PCBs) and organohalogen flame retardants (Ecology, 2022; Nam & Kukor, 2004).

The persistence of some chlorinated and/or brominated substances also increases the likelihood of long-range transport and distribution in the environment (Franklin, 2006). In addition, some brominated and/or chlorinated substances can degrade to form other toxic chemicals. For example, chloroethenes such as tetrachloroethene and trichloroethene may undergo partial dechlorination reactions to form vinyl chloride in the environment (Findlay et al., 2016).

The effect of increased hydrophobicity can also contribute to the potential of organic substances to bioaccumulate in organisms. Many brominated and/or chlorinated substances have high lipid solubility and tend to accumulate in the fatty tissues of exposed organisms. When organisms higher up the food chain ingest organisms contaminated with chlorinated or brominated substances with high lipid solubility, those substances often increase in concentration, this process is termed biomagnification (Häggbloom & Bossert, 2004).

In addition to increasing the potential for persistence and bioaccumulation of molecules, the presence of chlorine and bromine bound to carbon can also directly influence and oftentimes increase their toxicity in organisms (Häggbloom & Bossert, 2004). An example of this are polychlorinated biphenyls (PCBs). Biphenyl is classified as a Group D chemical (not classifiable as to human carcinogenicity) by U.S. EPA, whereas polychlorinated biphenyls are classified as Group B2 chemicals (probable human carcinogens) (U.S. EPA, 2000a, 2000b).

When it was first adopted in Sweden, in 2001, the United Nations Environment Programme's (UNEP) Stockholm Convention identified twelve initial chemicals and chemical classes as persistent organic pollutants (POPs). All of these were examples of chlorinated substances. Since then, sixteen additional chemicals and chemical classes have been added to the POPs list. Of these, fifteen are chlorinated or brominated substances—the only exception being a subset of PFAS chemicals, which are also halogenated chemicals. In addition, a screening assessment of potential POPs across a set of 93,144 chemicals using predicted properties estimated 98% of chemicals identified as potential POPs were halogenated chemicals (Scheringer et al., 2012).

It's also important to note that not all chlorinated and/or brominated substances are associated with adverse impacts. For example, EPA's Safer Chemical Ingredients List contains several chemicals that have chlorine in their structure, including chemicals that function as surfactants, a preservative, a defoamer, and a polymer (EPA, n.d.-i). Many pharmaceuticals also include chlorine or bromine in their structure and are designed to take advantage of how bromine or chlorine can modify bioactivity of compounds in controlled therapeutic uses (Benedetto Tiz et al., 2022).

With that in mind, the hazards of brominated and/or chlorinated substances are often related to their specific functional use, including in consumer products, as discussed below.

Shared functions and the potential for regrettable substitutions

While there is variability of hazards across the range of brominated and/or chlorinated substances, similar hazards are often associated when grouping these chemicals by their functional use in products. To highlight this, some of the major functional uses of chlorinated and brominated substances and past actions taken in response to hazards identified for members of this class of chemicals are summarized. We also provide several examples of regrettable substitutions that have been made within these functional uses.

Examples of contemporary functional uses

Solvents

Brominated and/or chlorinated substances are frequently used as solvents. Chlorinated solvents have advantages over non-halogenated solvents in certain applications, such as low or non-flammability (Jordan et al., 2021). The volatility and low boiling point of many chlorinated solvents is also advantageous in some applications, including vapor degreasing, cleaning electronics, and dry cleaning. However, this volatility also contributes to an increased potential for human exposure through inhalation and mobility in the environment. As volatile organic chemicals (VOCs), brominated and chlorinated solvents released into the environment can also reenter buildings from contaminated soil and groundwater, through a process called vapor intrusion (EPA, n.d.-j).

Brominated solvents are not as widely used as chlorinated solvents, but use of some brominated solvents, such as 1-bromopropane, has increased due to phasing out of other harmful solvents, like trichloroethylene and tetrachloroethylene (ATSDR, n.d.; IARC, 2018). This is an example of a regrettable substitution, and in December 2022 the U.S. EPA determined 1-bromopropane presents an “unreasonable risk of injury to health under its conditions of use,” including in consumer uses (EPA, 2022a). Most of the chemicals we use to characterize the hazards of brominated and/or chlorinated substances are used as solvents (see section below on [hazards of the priority chemical class](#)). Switching from one brominated or chlorinated solvent to another is often a regrettable substitution, and in some applications, there are established alternatives available (TURI, 2021).

Polymeric materials

Several types of polymeric materials, or plastics, are chlorinated substances and made with chlorinated substances. The most common chlorinated polymer is polyvinylchloride (PVC). Other examples of chlorinated plastics include polychloroprene (neoprene) and chlorinated polyethylene (CPE). PVC can also react with chlorine gas to form chlorinated PVC (CPVC). Monomers used to produce chlorinated polymers include vinyl chloride and chloroprene, used in the manufacture of PVC and neoprene, respectively.

Vinyl chloride used to produce PVC is recognized as a very toxic, hazardous substance and is associated with carcinogenicity, mutagenicity, reproductive and developmental toxicity. Vinyl chloride is also associated with systemic toxicity to target organs, including the liver, neurotoxicity, and persistence (Rosenblum, 2015c). The U.S. EPA classifies vinyl chloride as a known human carcinogen, and it is included on California's Proposition 65 List as a carcinogen (EPA, 2000c; OEHHA, 2010b). Chloroprene, used to produce neoprene, is included as a carcinogen on California's Proposition 65 List and is classified by the U.S. EPA as likely to be carcinogenic to humans (EPA, 2016b; OEHHA, 2010b). Chloroprene is also associated with neurotoxicity, systemic toxicity to target organs, including the liver, and immune system depression (EPA, 2016b).

PVC and neoprene are both examples of non-biodegradable materials. Continued and expanding use of non-biodegradable materials and their contribution to environmental pollution is a well-recognized problem (Persson et al., 2022). Production of chlorinated polymers, including PVC, presents additional environmental health challenges, partly due to the energy-intensive processes and materials used in production of chlorine (European Commission, 2004; Healthy Building Network, 2018).

Brominated and/or chlorinated substances are also incorporated into polymers as flame retardants (Ecology, 2022). For example, tetrabromobisphenol A is used as a reactive flame retardant that can be incorporated into polymers such as polycarbonate.

Biocides

Chlorinated and/or brominated substances have also been used as biocides in consumer products. In this capacity, these substances are described as antifungals, antimicrobials, pesticides (see [agricultural pesticides](#) below), disinfectants, and preservatives. Some notable examples include hexachlorophene, triclocarban, tribromsalan, and triclosan. These antimicrobials were previously used as active ingredients in over-the-counter consumer antiseptic wash products. However, in 2016 the U.S. FDA issued a rule stating that these compounds were not generally recognized as safe and effective for consumer antiseptic wash products (FDA, 2016). This conclusion was informed by some data that highlighted the potential for health risks from these compounds related to bacterial resistance or hormonal effects as well as a lack of safety and efficacy data submitted by manufacturers. The 2016 rule did not apply to over-the-counter consumer hand sanitizers or wipes, but in 2019 FDA published a rule that expanded the 2016 rule to these uses as well (FDA, 2019). Some manufacturers have also begun phasing out triclosan in other consumer products uses. Other consumer product uses reported for triclosan include housewares, clothing, kitchenware, home furnishings, children's toys, sporting goods, and building materials (Biomonitoring California, 2018; FDA, n.d.). Triclocarban has reported uses in cosmetics, pet grooming spray, and in clothing (OEHHA, n.d.). Since both triclosan and triclocarban are associated with adverse impacts, replacing one for the other in products would likely be another example of a regrettable substitution for this class of chemicals.

Dyes and pigments

Many dyes and pigments contain chlorine or bromine in their structure. Dyes and pigments are based on molecular structures known as chromophores, which are the part of a molecule responsible for its color. Bromine and chlorine are often added to existing chromophores where they can act as auxochromes. Auxochromes induce subtle changes to a chromophore's color, when added to the existing chromophore structure. An example of this is phthalocyanine pigments. Phthalocyanine blue (observed as a brilliant blue) can be chlorinated to produce phthalocyanine green (observed as a blue green). Replacing chlorine with bromine in the structure forms phthalocyanine green 36 (observed as a yellow green) (Lewis, 2000). To our knowledge, potential hazardous effects of chlorination or bromination on these pigments and dyes has not been extensively studied. Some chlorinated pigments have been shown to be contaminated with hazardous polychlorinated biphenyls (PCBs) as described in our previous [Regulatory Determinations Report to the Legislature](#) (Ecology, 2022).⁵⁷ Chlorinated and/or brominated substances, including chlorinated solvents, are also used in the production of dyes and pigments.

Examples of regulated functional uses

Refrigerants

Chlorinated substances used as refrigerants have a history of regrettable substitution. Some chlorinated solvents were used as early refrigerants in 1920s, but these were replaced by chlorofluorocarbons (CFCs) in the 1930s. CFCs were considered less hazardous as refrigerants due to reduced overt toxicity and flammability. Throughout the period from the 1930s to the 1950s, many types of CFCs, and hydrochlorofluorocarbons (HCFCs), were developed, and these were widely used in refrigeration and air conditioning into the 1990s. Since that time, international regulatory efforts have focused on reducing or banning the use of these chlorinated refrigerants, due to the recognition that CFCs and HCFCs can react with intense UV light in the stratosphere to release chlorine. Chlorine and bromine (see fire suppression below) react to destroy ozone in the stratosphere. As described by the U.S. EPA, "One chlorine atom can destroy over 100,000 ozone molecules before it is removed from the stratosphere" (EPA, n.d.-b). Stratospheric ozone is essential for protection of living organisms from ultraviolet radiation from the sun. The 1985 Vienna Convention for the Protection of the Ozone Layer and subsequent Montreal Protocol on Substances that Deplete the Ozone Layer in 1987 were international agreements that focused on reducing the use and production of ozone-depleting substances, including CFCs and HCFCs (World Meteorological Organization, 2022). Replacement of chlorinated solvents used as refrigerants with CFCs and HCFCs is another example of regrettable substitution within this chemical class.

⁵⁷ <https://apps.ecology.wa.gov/publications/SummaryPages/2204018.html>

Fire suppression

Bromine-containing gases such as bromofluorocarbons (BFCs), bromochlorofluorocarbons (BCFCs) and hydrobromofluorocarbons (HBFCs) were commonly used in fire suppression systems and referred to generally as halons. Similar to CFCs and HCFCs used as refrigerants, it was recognized that these brominated substances are also harmful to stratospheric ozone. Due to this recognized environmental impact, the Montreal Protocol lists BFCs and HBFCs, in an effort to control their production and use (World Meteorological Organization, 2022). In 1994, the U.S. phased out importing and producing virgin halons. Only recycled halons are still employed for specialty fire suppression applications (EPA, n.d.-g).

Agricultural pesticides

Chlorinated substances have been broadly used as agricultural pesticides, usually referred to as organochlorine pesticides. The most well-known organochlorine pesticide is dichlorodiphenyltrichloroethane, commonly referred to as DDT. DDT was banned in the United States in 1972, based on its persistence in the environment, adverse environmental effects to wildlife, and risks to human health (EPA, n.d.-e). Many other organochlorine pesticides have been developed, and some are still in use. The hazards of organochlorine pesticides are well established, and many uses have been discontinued or restricted (CDC, n.d.-b). In general, organochlorine pesticides are persistent in the environment, bioaccumulative, and associated with adverse effects in wildlife and humans (Jayaraj et al., 2016). Brominated substances are also used as pesticides. Ethylene dibromide was used as a nematocide in the United States in the 1940s, mostly replaced in the mid-1950s by another compound 1,2-dibromo-3-chloropropane (DBCP), and then used again after DBCP was removed from the market completely in 1985 by the U.S. EPA due to its carcinogenic potential and reproductive toxicity (EPA, 2000a). Methyl bromide was used as a fumigant, but due to its role in ozone depletion, the United States has phased out most uses, as part of implementation of the Montreal Protocol (EPA, n.d.-h). In the context of their hazards and history of regrettable substitution, brominated and/or chlorinated substances used as agricultural pesticides support the rationale for considering these substances as a priority chemical class. However, when used as agricultural pesticides, they are less relevant to Safer Products for Washington because products are exempted in the statute from identification as priority products when used for production of an agricultural commodity (RCW 70A.350.030(5)(vii)). With that in mind, we do not elaborate further on the hazards of chlorinated and/or brominated substances used as agricultural pesticides in this chapter, except where other non-agricultural uses have been identified.

Pharmaceuticals

Halogens, including bromine and chlorine, are found in a number of pharmaceutical drug and drug candidates in development. Halogens can induce steric effects on drug molecules and be involved in halogen bonds in drug-target complexes (Hernandes et al., 2010). Although this speaks to the chemical properties bromine and chlorine impart to organic molecules, brominated and/or chlorinated substances used as drug products are not relevant to Safer Products for Washington because these products are regulated by the U.S. Food and Drug

Administration and are exempted in the statute from identification as priority products (RCW 70A.350.030(5)(iv)). As such, we will not elaborate further on the hazards of substances used as pharmaceuticals.

Functional uses and by-products previously evaluated by Safer Products for Washington

Flame retardants

We evaluated organohalogen flame retardants as a priority chemical class, as directed by the Legislature during our first implementation cycle of Safer Products for Washington. Organohalogen flame retardants are primarily chlorinated and/or brominated substances, and we determined this class of chemicals was potentially hazardous to the environment and human health (Ecology, 2022). This determination was based on the finding that several hazards were associated with organohalogen flame retardants, including carcinogenicity, developmental toxicity, aquatic toxicity, persistence, and bioaccumulation. In the report, we also discussed the history of regrettable substitution associated with brominated flame retardants. Briefly, polybrominated biphenyls (PBBs) were used in the 1970s, until they were banned in 1976 by the U.S. EPA due to health concerns. Polybrominated biphenyl ethers (PBDEs) were used as flame retardants until use was ceased, and the U.S. EPA published a significant new use rule in 2012, due to additional concerns for human health and the environment. Following the 2012 rule, PBDEs were largely replaced by a variety of other brominated and/or chlorinated flame retardants, which are also associated with adverse effects, as described in our report (Ecology, 2022). This is a strong example of regrettable substitution for this class of chemicals.

Polychlorinated biphenyls (PCBs)

We also evaluated the hazards of PCBs as a priority chemical class during the first implementation cycle of the Safer Products for Washington program (Ecology, 2022). Although PCBs are no longer intentionally manufactured and added to consumer products for specific functional uses, they are another example of chlorinated substances that are hazardous to human health and have long-lasting environmental impacts. Ecology published a PCB Chemical Action Plan in 2015 that described some of the sources and impacts of PCBs in the state and made recommendations to reduce human exposure and environmental contamination in Washington (Ecology, 2015). As part of our ongoing work, Ecology provides guidance to reduce environmental contamination and human exposure from legacy PCBs used in building materials (Ecology, n.d.-c). The Spokane River Regional Toxics Task Force developed a comprehensive plan specifically to reduce PCBs present in the Spokane River. PCB contamination in the Spokane River can be attributed to both legacy uses banned by the U.S. EPA in 1979 and inadvertent PCBs still produced in product manufacturing. Together, these necessary actions speak to the ongoing and costly impacts of past intentional PCB use and their continued presence as contaminants in consumer products.

Summary

As noted throughout this section, many chlorinated and/or brominated substances have already been the subject of restrictions, bans, and phaseouts, due to evidence of adverse impacts on human health and the environment. However, the persistence of many of these substances in the environment and their widespread production and use has resulted in many brominated and/or chlorinated substances still being commonly found in the environment and in humans (Patterson et al., 2009; Sjödin et al., 2014). Additionally, chemicals in this class have a history of regrettable substitution. The legacy associated with these chemicals supports our identification of brominated and/or chlorinated substances as a priority chemical class because it demonstrates their potential to cause long-term impacts to human health and the environment. This is in addition to meeting the requirements set forth in the statute for identification of priority chemical classes.

In the hazards section that follows, we focused on identifying brominated and/or chlorinated substances of most relevance to Safer Products for Washington, to further support our rationale for approaching chlorinated and/or brominated substances as a chemical class.

Meeting the statutory requirements

The statute requires that priority chemicals or chemical classes meet specific criteria. Priority chemical classes must meet at least one of the criteria described in [RCW 70A.350.020](#)⁵⁸ and listed below.

- A member of the chemical class has been identified by Ecology as a chemical of concern, specifically:
 - A chemical of high concern to children under [Chapter 70A.430 RCW](#)⁵⁹ or
 - A persistent, bioaccumulative and toxic chemical under [Chapter 70A.300 RCW](#).⁶⁰
- A member of the chemical class is regulated in relevant consumer product statutes in Washington.
- A member of the chemical class is a hazardous substance under Chapter 70A.300 RCW or [Chapter 70A.305](#).⁶¹
- Members of the chemical class are a concern for sensitive populations and sensitive species.

Brominated and/or chlorinated substances meet at least one of the criteria to be considered priority chemicals. Each of the criteria are discussed below.

⁵⁸ <https://app.leg.wa.gov/rcw/default.aspx?cite=70A.350.020>

⁵⁹ <https://app.leg.wa.gov/rcw/default.aspx?cite=70A.430>

⁶⁰ <https://app.leg.wa.gov/rcw/default.aspx?cite=70A.300>

⁶¹ <https://app.leg.wa.gov/rcw/default.aspx?cite=70A.305>

Chemicals of concern by Ecology

Chemical classes with members that are chemicals of high concern to children (CHCC) identified under 70A.430 RCW meet the criteria for designation as priority chemical class under RCW 70A.350.020 (1)(a). Ecology identifies chemicals of high concern to children based on their hazards and exposure potential in WAC 173.334. Twenty Brominated and/or chlorinated substances are CHCC (Table 12). The CHCC rationale is summarized from the Rationale for Reporting List of Chemicals of High Concern to Children 2011 to 2017 (Ecology, 2021b).

Table 12. Brominated and/or chlorinated substances that are chemicals of high concern to children.

Chemical	CAS RN	CHCC Rationale Summary
Vinyl Chloride	75-01-4	Vinyl chloride is classified as a human carcinogen by authoritative sources (EPA, 2000b; IARC, 2008; National Toxicology Program, 2005). Vinyl chloride is used primary to make polyvinyl chloride (PVC). Children's products such as bath toys, squeeze toys, and dolls are often made from PVC. Chewing or sucking on these products has the potential to release any unpolymerized vinyl chloride from the object. (ATSDR, 2006)
Methylene Chlorine	75-09-2	Methylene chloride is classified as a carcinogen by authoritative sources (EPA, 2010; IARC, 1999; OEHHA, 2010b). Methylene chloride is used as an industrial solvent in paint removers and degreasers, as a carrier solvent in the textile industry, and as a blowing agent in foam production. Methylene chloride is also used in spray shoe polish and water repellent and in wood stains, varnishes and finishes. It was detected in 1 of 14 slimy toys tested by the Danish EPA (DEPA, 2005).
1,1,2,2-Tetrachloroethane	79-34-5	1,1,2,2-Tetrachloroethane (1,1,2,2-TCA) is listed as a carcinogen by authoritative sources (EPA, 2006; NTP, 2005). 1,1,2,2-TCA was historically used as a solvent and extractant. It may also be an incidental byproduct of other production processes for chlorinated hydrocarbons such as the production of vinyl chloride (OECD, 2002). Testing of children's products by the Danish EPA detected 1,1,2,2-TCA in 2 out of 2 baby feeding pillow pellets (DEPA, 2008).

Chemical	CAS RN	CHCC Rationale Summary
Tetrabromobisphenol A (TBBPA)	79-94-7	An oral study in pregnant rats with TBBPA in its formulated product, Saytex 111, reported reduced fetal weight, increased malformations, and fetal death (ICI Americas 1985 study cited in (NIEHS, 2002)). TBBPA has been shown to compete with thyroid hormone (T4) in binding to transthyretin serum binding protein in vitro. TBBPA is a high production volume (HPV) chemical that is used as both a reactive and additive flame retardant in plastics, adhesives, paper, and textiles (ECHA, 2000; NIEHS, 2002).
Hexachlorobutadiene	87-68-3	Hexachlorobutadiene is classified as a possible human carcinogen by the U.S. EPA (EPA, 1991a). It has been widely detected in ambient air, water, foods, and human tissues (IARC, 1991b).
4-Chloroaniline	106-47-8	para-Chloroaniline is classified as a carcinogen by authoritative sources (European Commission, 2010; IARC, 1993b; International Programme on Chemical Safety (IPCS), 2003; NTP, 2005). para-Chloroaniline has been used in the manufacture of dyes, pigments, and as a chemical intermediate in the production of other chemicals. The general public may be exposed to para-chloroaniline through dyed textiles, printed papers, cosmetics, and pharmaceutical products.
Tris (2-chloroethyl) phosphate (TCEP)	115-96-8	Tris(2-chloroethyl) phosphate is classified as a carcinogen by the state of California and a reproductive hazard by the European Union (International European Commission Joint Research Centre: Institute for Health and Consumer Protection, 2009; NTP, 2005). TCEP has been used as an additive plasticizer and viscosity regulator with flame-retarding properties for polyesters, polyurethane, polyvinyl chloride, and other polymers (NIH, n.d.). TCEP can be released from items treated with TCEP flame retardant such as foam rubber, carpets, and plastic materials as a result of abrasion (International European Commission Joint Research Centre: Institute for Health and Consumer Protection, 2009).

Chemical	CAS RN	CHCC Rationale Summary
Hexachlorobenzene	118-74-1	Hexachlorobenzene is classified as a carcinogen by authoritative sources (European Commission Joint Research Centre Institute for Health and Consumer Protection, n.d.; IARC, 2001; NTP, 2005). No current U.S. commercial uses of hexachlorobenzene were identified but HCB is formed as a by-product or impurity in the manufacture of other chlorinated chemicals. The FDA, Cosmetics Office detected HCB in U.S.-certified color additives. Their analysis suggested that the contamination with HCB may be decreased by avoiding use of starting material (tetrachlorophthalic anhydride) heavily contaminated with HCB (Andrzejewski & Weisz, 1999).
Tris (2,3-dibromopropyl) phosphate (TDBPP)	126-72-7	Tris (2,3-dibromopropyl) phosphate (TDBPP) is reasonably anticipated to be a human carcinogen by the National Toxicology Program (NTP, 2005) is listed as carcinogen on California's Proposition 65 List, and is classified as possible 2A carcinogen by the International Agency for Research on Cancer (IARC) (OEHHA, 2010b).
Tetrachloroethene	127-18-4	Perchloroethylene is a halogenated hydrocarbon classified as a carcinogen by authoritative sources (IARC, 1991a; NTP, 2016; OEHHA, 2010b). It has been used in household products like spot removers, lubricants, and water repellents. Consumer product testing by the Danish EPA detected it in children's tents but not in a study of textiles (DEPA, 2003). Biomonitoring of the general U.S. population detected perchloroethylene in about one quarter of the people tested in 2001 to 2002 (U.S. Center for Disease Control and Prevention (CDC), 2009).

Chemical	CAS RN	CHCC Rationale Summary
Pentachlorobenzene	608-93-5	Pentachlorobenzene has been classified as a Category 1 endocrine disruptor by the European Union (European Commission DG Environment, 2002) Evidence that pentachlorobenzene is found in children's products was not located. Its use as a fungicide and as a flame retardant were cancelled in United States by the early 1980s. The fungicide PCNB (of which pentachlorobenzene is an impurity and a metabolite), was cancelled by the U.S. EPA for residential, school, and golf course uses in 2009 (EPA, 2009). PCNB is still used agriculturally.
2,2',3,3',4,4',5,5',6,6'-Decabromodiphenyl ether (BDE-209)	1163-19-5	BDE-209 is the primary congener found in DecaBDE. In 2008, EPA determined that DecaBDE had "suggestive evidence of carcinogenic potential" in humans (EPA, 2008). In the environment, BDE-209 is likely to degrade into less-brominated, more toxic BDEs (Ecology & DOH, 2006). It is a high production volume chemical that has not been reported directly in children's products but has been found in indoor air and dust and in biomonitoring studies (Ecology & DOH, 2006).
Tris (1-chloro-2-propyl) phosphate (TCPP)	13674-84-5	EPA classified Tris (1-chloro-2-propyl) phosphate (TCPP) as a high hazard for reproductive and developmental effects based on increased estrus cycle length, decreased uterine weights, and increased number of runts at the 99 mg/kg dose in a 2-generation oral rat study (EPA, 2015a). TCPP is an additive flame retardant used in polyurethane furniture foam, textiles, apparel, leather, electronics, and rigid polyurethane foam insulation and roofing laminates used in building construction (EPA, 2015c).
Tris (1, 3-dichloro-2-propyl) phosphate (TDCPP)	13674-87-8	Tris (1,3-dichloro-2-propyl) phosphate (TDCPP) is considered a carcinogen by California Environmental Protection Agency (EPA), Office of Environmental Health Hazard Assessment (OEHHA, 2010b) .TDCPP is a widely used chemical and is added to polyurethane foams as a flame retardant (Stapleton et al., 2011).

Chemical	CAS RN	CHCC Rationale Summary
Hexabromocyclododecane (HBCD)	25637-99-4	Hexabromocyclododecane (HBCD) has been associated with reproductive and developmental effects in laboratory animals. (European Union, 2008). HBCD is a brominated flame retardant that is used for polystyrene and for some fabrics(Stapleton et al., 2011) .
Bis (2-ethylhexyl) tetrabromophthalate (TBPH)	26040-51-7	EPA classified bis (2-ethylhexyl) tetrabromophthalate (TBPH) as a moderate hazard for reproductive, developmental, neurological, and repeated dose toxicities based on rodent toxicity of commercial mixtures, structurally similar chemicals, and professional judgement (EPA, 2015a). TBPH is an ingredient in additive flame retardant mixtures used in flexible polyurethane foam. TBPH is also used in construction materials and as a non-flammable plasticizer in PVC electrical equipment, electronics, and appliances.
Bis(chloromethyl)propane-1,3-diyl tetrakis- (2-chloroethyl) bis(phosphate) (V6)	38051-10-4	EPA classified V6 a moderate hazard for carcinogenicity based on the toxicity of chemicals with very similar structures (EPA, 2015a)EPA considered V6 to have high hazard for developmental toxicity and moderate hazard for reproductive toxicity. V6 has been used as an additive flame retardant in polyurethane foam and has been identified in a number of consumer products including foam carpet pads, tent fabric, and baby products (Ecology, 2014; EPA, 2012b; Fang et al., 2013).
Decabromodiphenyl ethane (DBDPE)	84852-53-9	EPA classified decabromodiphenyl ethane (DBDPE) as a high hazard for developmental toxicity based on its structural similarity to decabromodiphenyl ether (decaBDE) (EPA, 2015a). DBDPE is a general purpose additive flame retardant for a variety of polymer applications and for textiles. It is a commercially important alternative to decaBDE.

Chemical	CAS RN	CHCC Rationale Summary
Short-Chain chlorinated paraffins (SCCP)	85535-84-8	Short-Chain Chlorinated Paraffins (SCCPs) are classified as carcinogens by authoritative sources (EPA, 2012b; NTP, 2014). The European Union lists SCCPs as a substance of very high concern (SVHC), as it meets the criteria for both a persistent bioaccumulative and toxic (PBT) substance and a very persistent, very bioaccumulative substance (vPvB) (ECHA, 2008). SCCPs could be present in children’s products as they have been used as plasticizers and a flame retardant in plastics, especially PVC.
2-ethylhexyl-2,3,4,5-tetrabromobenzoate (TBB)	183658-27-7	EPA classified 2-ethylhexyl-2,3,4,5-tetrabromobenzoate (TBB) as a moderate hazard for reproductive, developmental, neurological, and repeated dose toxicities [1]. TBB is an ingredient in common market replacements for PBDEs (polybrominated diphenyl ethers; TBPH – bis (2-ethylhexyl) 2,3,4,5-tetra bromophthalate) in flexible polyurethane foam (EPA, 2015a).

Chemical classes with members identified as persistent bioaccumulative toxic substances (PBTs) under 70A.300 RCW meet the criteria for designation as a priority chemical class under RCW 70A.350.020(1)(b). Ecology identifies chemicals that are persistent, bioaccumulative, and toxic in WAC 173-333-319 under chapter 70A.300 RCW. Brominated and/or chlorinated substances are persistent, bioaccumulative, and toxic chemical under WAC 173-333-320. Specific chemicals can be found in Table 13.

Table 13. Brominated and/or chlorinated substances that are persistent, bioaccumulative, and toxic. All chemicals listed meet the criteria described in WAC 173-333-320.

PBT	CAS RN
Chlordane	57-74-9
Chlordecone (Kepone)	143-50-0
Dichlorodiphenyltrichloroethane (DDT)	50-29-3
Heptachlor/Heptachlor epoxide	76-44-8/1024-57-3
Hexabromobiphenyl	59536-65-1
Hexabromocyclododecane	25637-99-4
Hexachlorobenzene	118-74-1
Hexachlorobutadiene	87-68-3
Pentachlorobenzene	608-93-5

PBT	CAS RN
Short-chain chlorinated paraffins	85535-84-8
Tetrabromobisphenol A	79-94-7
Tetrachlorobenzene, 1,2,4,5	95-94-3
Toxaphene	8001-35-2
Polybrominated dibenzodioxins and furans	Multiple
Polybrominated diphenyl ethers	Multiple
Polychlorinated biphenyls (PCBs)	Multiple
Polychlorinated dibenzo-p-dioxins	Multiple
Polychlorinated dibenzofurans	Multiple
Polychlorinated naphthalenes	Multiple

Regulations in consumer products under relevant Washington statutes

Chemical classes with members regulated in consumer products under chapter 70A.430, [70A.405](#),⁶² [70A.222](#),⁶³ [70A.335](#),⁶⁴ [70A.230](#),⁶⁵ or [70A.400](#)⁶⁶ RCW meet the criteria for designation as a priority chemical class under RCW 70A.350.020.(2)(a). Table 14 lists brominated and/or chlorinated substances regulated in consumer products under relevant Washington statutes.

Table 14. Brominated and/or chlorinated substances that are regulated in consumer products.

Chemicals	Relevant regulation
TDCPP, TCEP, Decabromodiphenyl ether, HBCD, additive TBBPA	Restricted in children’s products or residential upholstered furniture (70A.430)
PBDEs (excluding decaBDE)	Restricted in noncombustible products (RCW 70A.405)
decaBDE	Restricted in mattresses, residential upholstered furniture, and TVs and computers that have electronic enclosures (RCW 70A.405)

⁶² <https://apps.leg.wa.gov/rcw/default.aspx?cite=70A.405>

⁶³ <https://app.leg.wa.gov/rcw/default.aspx?cite=70A.222>

⁶⁴ <https://app.leg.wa.gov/rcw/default.aspx?cite=70A.335>

⁶⁵ <https://app.leg.wa.gov/rcw/default.aspx?cite=70A.230>

⁶⁶ <https://app.leg.wa.gov/rcw/default.aspx?cite=70A.400>

Hazardous substances in Washington

Under Chapter 70A.350 RCW, chemical classes with members that are hazardous substances under chapter 70A.300 (Hazardous Waste Management Act) or 70A.305 RCW (Model Toxic Control Act) can be considered priority chemical classes.

Hazardous substances are defined in RCW 70A.305 to include any material that exhibits any of the characteristics or criteria of dangerous wastes identified under [WAC 173-303](#).⁶⁷ Brominated and/or chlorinated substances can be identified as dangerous wastes in at least two ways.

- Wastes with brominated and/or chlorinated substances in concentrations greater than 0.01% meet the persistent, dangerous waste criteria under WAC 173-303-100.
- WAC 173-303-090 also includes a contaminant toxicity characteristic list with many brominated and/or chlorinated substances. Wastes with brominated and/or chlorinated substances are considered dangerous wastes if the extract created using the Toxic Characteristic Leaching Procedure has concentrations above the limits in Table 15.
- Other members of the class may also designate based on the toxicity criteria in WAC 173-303-100.

Table 15. Brominated and/or chlorinated substances on the contaminant toxicity characteristic list in WAC 173-303-090.

Chemical	CAS RN	Limit (mg/L)	Dangerous Waste Number
Carbon tetrachloride	56-23-5	5	D019
Chlordane	57-74-9	0.03	D20
Chlorobenzene	108-90-7	100	D021
Chloroform	67-66-3	6	D022
2, 4 D	95-75-7	10.0	D016
1, 4 dichlorobenzene	106-46-7	7.5	D027
1, 2 dichloroethane	107-06-2	0.5	D028
1, 2 dichloroethylene	75-35-4	0.7	D029
Endrin	72-20-8	0.02	D012
Heptachlor	75-44-8	0.008	D031
Hexachlorobenzene	118-74-1	0.13	D032
Hexachlorobutadiene	87-68-3	0.5	D033
Hexachloroethane	67-72-1	3.0	D034
Lindane	58-89-9	0.4	D013
Methoxychlor	72-43-5	10.0	D014
Pentachlorophenol	87-86-5	100.0	D037
Tetrachloroethylene	127-18-4	0.7	D039

⁶⁷ <https://app.leg.wa.gov/wac/default.aspx?cite=173-303>

Chemical	CAS RN	Limit (mg/L)	Dangerous Waste Number
Toxaphene	8001-35-2	0.5	D015
Trichloroethylene	79-01-6	0.7	D040
2,4,5-trichlorophenol	95-95-4	400.0	D041
2,4,6 Trichlorophenol	88-06-2	2.0	D042
Vinyl Chloride	75-01-4	0.2	D043

Under RCW 70A.305, brominated and/or chlorinated substances are listed under [section 101\(14\)](#)⁶⁸ of the federal cleanup law, 42 U.S.C. Sec. 9601(14) Comprehensive Environmental Response, Compensation, and Liability Act (CERCLA), and therefore are incorporated into the definition of “hazardous substance” under RCW 70A.305.020(13). Table 16 shows the brominated and/or chlorinated substances listed as hazardous substances under the federal cleanup law. Not all chemicals in Table 16 are relevant to pollution prevention efforts under Safer Products for Washington. However, they still fall within the chemical class and are included in Table 15.

Table 16. Brominated and/or chlorinated substances designated as hazardous substances under CERCLA.

Hazardous Substance	CAS RN
Cyclophosphamide	50-18-0
DDT	50-29-3
Carbon tetrachloride	56-23-5
Chlordane	57-74-9
Hexachlorocyclohexane (gamma isomer)	58-89-9
2,3,4,6-Tetrachlorophenol	58-90-2
p-Chloro-m-cresol	59-50-7
Dieldrin	60-57-1
Uracil mustard	66-75-1
Chloroform	67-66-3
Hexachloroethane	67-72-1
Hexachlorophene	70-30-4
Methyl chloroform	71-55-6
Endrin, & metabolites	72-20-8
Methoxychlor	72-43-5
DDD	72-54-8
Methyl bromide	74-83-9
Methyl chloride	74-87-3
Ethyl chloride	75-00-3
Vinyl chloride	75-01-4

⁶⁸ <https://www.ecfr.gov/current/title-40/chapter-I/subchapter-J/part-302/section-302.4>

Hazardous Substance	CAS RN
Methylene chloride	75-09-2
Bromoform	75-25-2
Dichlorobromomethane	75-27-4
1,1-Dichloroethane	75-34-3
1,1-Dichloroethylene	75-35-4
Trichloromonofluoromethane	75-69-4
Dichlorodifluoromethane	75-71-8
Chloral	75-87-6
2,2-Dichloropropionic acid	75-99-0
Pentachloroethane	76-01-7
Heptachlor	76-44-8
Hexachlorocyclopentadiene	77-47-4
1,2-Dichloropropane	78-87-5
2,3-Dichloropropene	78-88-6
1,1-Dichloropropane	78-99-9
1,1,2-Trichloroethane	79-00-5
Trichloroethene	79-01-6
Chloroacetic acid	79-11-8
Methyl chloroformate	79-22-1
1, 1,2,2,-Tetrachloroethane	79-34-5
Pentachloronitrobenzene	82-68-8
2,6-Dichlorophenol	87-65-0
Hexachlorobutadiene	87-68-3
Pentachlorophenol	87-86-5
2,4,6-Trichlorophenol	88-06-2
2-Chloronaphthalene	91-58-7
3,31-Dichlorobenzidine	91-94-1
Propionic acid, 2-(2,4,5-trichlorophenoxy)-	93-72-1
Acetic acid, (2,4,5-trichlorophenoxy)	93-76-5
2,4-D Acid	94-75-7
1,2-Dichlorobenzene	95-50-1
2-Chlorophenol	95-57-8
1,2,4,5-Tetrachlorobenzene	95-94-3
2,4,5-Trichlorophenol	95-95-4
1,2-Dibromo-3-chloropropane	96-12-8
Benzotrichloride	98-07-7
Benzal chloride	98-87-3
Benzyl chloride	100-44-7
4,4'-Methylenebis(2-chloroaniline)	101-14-4
Carbamic acid, (3-chlorophenyl)-, 4-chloro-2-butynyl ester (Barban)	101-27-9
4-Bromophenyl phenyl ether	101-55-3

Hazardous Substance	CAS RN
1,4-Dichlorobenzene	106-46-7
p-Chloroaniline	106-47-8
1-Chloro-2,3-epoxypropane	106-89-8
Ethylene dibromide	106-93-4
1,2-Dichloroethane	107-06-2
Chloroacetaldehyde	107-20-0
Chloromethyl methyl ether	107-30-2
Dichloroisopropyl ether	108-60-1
Chlorobenzene	108-90-7
2-Chloroethyl vinyl ether	110-75-8
Dichloroethyl ether	111-44-4
Dichloromethoxy ethane	111-91-1
Endosulfan	115-29-7
Hexachlorobenzene	118-74-1
1,2,4-Trichlorobenzene	120-82-1
2,4-Dichlorophenol	120-83-2
Chlorodibromomethane	124-48-1
Tris(2,3-dibromopropyl) phosphate	126-72-7
Chloroprene	126-99-8
Perchloroethylene	127-18-4
1,3-Dichloropropane	142-28-9
Kepone	143-50-0
Melphalan	148-82-3
1,2-Dichloroethylene	156-60-5
Chlorambucil	30-503-3
Aldrin	309-00-2
Isodrin	465-73-6
Chlornaphazine	494-03-1
Chlorobenzilate	510-15-6
2-Chloroacetophenone	532-27-4
1,3-Dichlorobenzene	541-73-1
1,3-Dichloropropene	542-75-6
3-Chloropropionitrile	542-76-7
Dichloromethyl ether	542-88-1
Trichloromethanesulfonyl chloride	594-42-3
Bromoacetone	598-31-2
Hexachlorocyclohexane (all isomers)	608-73-1
Pentachlorobenzene	608-93-5
3,4,5-Trichlorophenol	609-19-8
1, 1, 1,2-Tetrachloroethane	630-20-6
1,4-Dichloro-2-butene	764-41-0

Hazardous Substance	CAS RN
2, 3,6-Tri chlorophenol	933-75-5
2, 3, 5-Tri chlorophenol	933-78-8
TCDD	1746-01-6
Hexachloropropene	1888-71-7
Diallate	2303-16-4
Carbamothioic acid, bis(1-methylethyl)-, S-(2,3,3-trichloro-2-propenyl) ester (Triallate).	2303-17-5
4-Chloro-o-toluidine, hydrochloride	3165-93-3
Thiourea, (2-chlorophenyl)-	5344-82-1
4-Chlorophenyl phenyl ether	7005-72-3
Toxaphene	8001352
Dichloropropane—Dichloropropene (mixture)	8003198
2, 3,4-Tri chlorophenol	15950660
Pronamide	23950585
Trichlorophenol	25167822
Dichlorobenzene	25321226
Dichloropropane	26638197
Dichloropropene	26952238

Chemicals of concern for sensitive populations and species

After assessing available data to consider the factors below, we found that brominated and/or chlorinated substances are a concern for sensitive populations and sensitive species.

- (a) A chemical's or members of a class of chemicals' hazard traits or environmental or toxicological endpoints
- (b) A chemical's or members of a class of chemicals' aggregate effects
- (c) A chemical's or members of a class of chemicals' cumulative effects with other chemicals with the same or similar hazard traits or environmental or toxicological endpoints
- (d) A chemical's or members of a class of chemicals' environmental fate
- (e) The potential for a chemical or members of a class of chemicals to degrade, form reaction products, or metabolize into another chemical or a chemical that exhibits one or more hazard traits or environmental or toxicological endpoints, or both
- (f) The potential for the chemical or class of chemicals to contribute to or cause adverse health or environmental impacts
- (g) The chemical's or class of chemicals' potential impact on sensitive populations, sensitive species, or environmentally sensitive habitats

(h) Potential exposures to the chemical or members of a class of chemicals based on:

(i) Reliable information regarding potential exposures to the chemical or members of a class of chemicals

(ii) Reliable information demonstrating occurrence, or potential occurrence, of multiple exposures to the chemical or members of a class of chemicals

Brominated and/or chlorinated substances are a concern for sensitive species and sensitive populations because of their hazards and potential to expose people and the environment. Brominated and/or chlorinated substances have multiple shared hazards, including carcinogenicity, developmental toxicity, reproductive toxicity, and aquatic toxicity. Some brominated and/or chlorinated substances persist in the environment and bioaccumulate in people and wildlife.

There is widespread exposure to brominated and/or chlorinated substances. Brominated and/or chlorinated substances have been detected in air, drinking water, house dust, groundwater, soil, and sediment. They have also been detected in our bodies and in the bodies of sensitive species. There is the potential for disproportionate exposure. People in occupations where brominated and/or chlorinated substances are used may have higher exposure.

Brominated and/or chlorinated substances have a history of regrettable substitutions, and many can persist and bioaccumulate in the environment. Persistent, bioaccumulative, and toxic chemicals can expose people for generations, even after they are no longer in use. Using these chemicals also leads to expensive environmental cleanups.

The sections below describe our evaluation of this criteria and support our conclusion.

Hazards of priority chemical class

We evaluated data-rich chemicals within the class for hazards, including environmental and human health toxicological endpoints, and environmental fate, transport, and potential breakdown products. To identify these hazards, we used similar methods to those found in our 2022 Regulatory Determinations Report to the Legislature.

To facilitate characterization of the hazards of brominated and/or chlorinated substances, we focused on a subset of data-rich chemicals in the class. We identified a set of data-rich chemicals using the U.S. EPA Chemical and Products Database (CPDat). CPDat contains information on more than 49,000 chemicals and aims to categorize their use or function in 16,000 consumer product types based on chemicals they contain (EPA, n.d.-c). CPDat categorizes these uses into product use categories (PUCs) that are searchable as part of the U.S. EPA CompTox Chemicals Dashboard. For example, a query can be performed in the dashboard that lists all chemicals contained in the 'personal care' PUC, and then additional filters can be applied to this subset of chemicals.

To identify chemicals most relevant to our work in Safer Products for Washington, we searched the database for specific PUCs using the EPA CompTox Dashboard (EPA, n.d.-c, n.d.-d). PUCs contain chemicals from many functional use categories (such as solvent or preservative), so we focused on PUCs that were likely to contain functional uses of chlorinated and/or brominated substances most relevant to Safer Products for Washington.

PUCs were selected using the PUCs dictionary that accompanies the CPDat Data File referred to by U.S. EPA (EPA, n.d.-c). PUCs that were included in our search were:

- Arts, crafts, and office supplies
- Cleaning products and household care
- Construction and building materials
- Electronics and small appliances
- Home maintenance
- Furniture and furnishings
- Manufactured formulations
- Personal care
- Pet care
- Sports equipment
- Toys and children's products

We intentionally did not include other PUCs that we deemed less relevant to our current work, including vehicle, pesticides, and batteries. We also did not include chemicals in the database that have not been categorized into PUCs.

This initial broad search resulted in over 3000 database entries across the searched PUCs. It is important to note there is considerable overlap in chemicals in these PUCs, so the number of unique chemicals represented by these entries was significantly less. Of the resulting database entries, we identified 73 individual chemicals that met our definition of chlorinated and/or brominated substances (i.e., organic molecules containing chlorine or bromine bonded to carbon). We then removed chemicals from the list that fit definitions of previous priority chemical classes evaluated by Safer Products for Washington (organohalogen flame retardants, PFAS, and PCBs) or were less relevant to our work (e.g., pharmaceuticals). To further supplement this list, we added four chlorinated and/or brominated substances already included on the CHCC list. Using this approach, we identified 60 chlorinated and/or brominated substances relevant to our work in Safer Products for Washington.

Of those 60 chemicals, 26 have verified Scivera hazard assessments, and 6 of those have GreenScreen hazard assessments as well. Two additional chemicals were scored as LT-1 using the GreenScreen List Translator, due to presence on authoritative lists (methyl chloroform and

pentachlorobenzene). We used these 28 chemicals that either had existing hazard assessments or scored as LT-1 to characterize the hazards of the brominated and/or chlorinated substances chemical class (Table 17).

One limitation of this approach is we are only characterizing the hazards of a subset of brominated and/or chlorinated substances, based on those represented in the CPDat database and on the Washington CHCC list. This reflects information available for general uses of this chemical class in consumer products. That said, while this list of chemicals is far from exhaustive, it serves to illustrate the hazards of chemicals in the class reported in consumer products.

The brominated and/or chlorinated substances we identified as data rich are associated with several hazards to human health and the environment. This is consistent with hazards documented for this class of chemicals in the literature (Kodavanti & Loganathan, 2017). Members of the class are associated with hazards including carcinogenicity, reproductive and developmental toxicity, acute and chronic aquatic toxicity, persistence, and bioaccumulation as described below.

Carcinogenicity and mutagenicity

Carcinogenicity is a common hazard associated with this set of brominated and/or chlorinated substances. Twenty of the 28 brominated and/or chlorinated substances on the list we used to characterize the class either scored as high hazard for carcinogenicity in hazard assessments or are present on authoritative lists for carcinogenicity (Table 17). Nine also scored as high hazard for mutagenicity (Table 17).

Thirteen are examples of chlorinated solvents. Chlorinated solvents are associated with an increased risk of multiple types of cancers, including bladder, liver, kidney, throat, cervix, and lymphomas (e.g. 1-bromopropane is associated with carcinogenicity). (IARC, 2014). The International Agency for Research on Cancer (IARC) concluded that there was “sufficient evidence” of carcinogenicity of 1-bromopropane in animal studies and that 1-bromopropane is possibly carcinogenic to humans. The California Proposition 65 List also includes 1-bromopropane as a carcinogen (IARC, 2018; OEHHA, 2010b).

Chemicals on the list used for other functions also are associated with carcinogenicity. Vinyl chloride is used as a monomer in production of PVC plastics; it is included on the California Proposition 65 List as a carcinogen and listed by the European Chemicals Agency (ECHA) for carcinogenicity (OEHHA, 2010b). Epichlorohydrin, 4-chloroaniline, and hexachlorobenzene are examples of chemicals used in the production of other chlorinated substances and consumer products. These chemicals are also on the California Proposition 65 List as carcinogens. Chemicals used as biocides on the list are classified as carcinogens on the California Proposition 65 List as well, including 1,4-dichlorobenzene and folpet (OEHHA, 2010b).

Reproductive and developmental toxicity

Several of the data-rich brominated and/or chlorinated substances we identified are included on authoritative lists as reproductive and developmental toxicants. This includes the solvents 1-bromopropane and trichloroethylene, which are both included on the California Proposition 65 List for reproductive and developmental toxicity (OEHHA, 2010b).

Triadimefon is a biocide used as an antifungal pesticide and is also included in CPDat for use in cleaning and household care products. It is included on the California Proposition 65 List for both developmental and reproductive toxicity. Epichlorohydrin is used in production of epoxy resins used in various products and is also listed under California Proposition 65 for reproductive toxicity. Hexachlorobenzene is listed on the Washington CHCC list and is listed on the California Proposition 65 List as a developmental toxicant (OEHHA, 2010b).

Additionally, although tetrachloroethene is not listed for developmental toxicity, it was scored as high hazard for developmental toxicity in a GreenScreen hazard assessment, due to effects observed in animal studies, including mortality, decreased growth, increased malformations, and developmental neurotoxicity in progeny.

Systemic toxicity

Fifteen of the 28 brominated and/or chlorinated substances on the list we used to characterize the class scored as high or very high hazard for systemic toxicity (single or repeat dose) in GreenScreen or Scivera hazard assessments (Table 17). Of those, 10 are chlorinated solvents. Chlorinated solvents can cause adverse effects on several target organs and systems, including in the liver, kidney, respiratory tract, central nervous system, and hematopoietic system (Cichocki et al., 2016; EPA, 2012c; Teschke, 2018). These effects can occur due to single or repeat exposures.

Other chemicals that scored as high or very high for systemic toxicity (single or repeat dose) were vinyl chloride, triclosan, epichlorohydrin, 4-chloroaniline, and hexachlorobenzene (Table 17).

Neurotoxicity

Five of the 28 brominated and/or chlorinated substances were scored as high hazard for neurotoxicity (single or repeat dose) in GreenScreen or Scivera hazard assessments (Table 17). Tetrachloroethane, tetrachloroethene, and 1,2-dichloroethane are all examples of chlorinated solvents associated with neurotoxicity. Vinyl chloride and hexachlorobenzene are also associated with neurotoxicity. Hexachlorobenzene is associated with convulsions, tremors, lethargy, and weakness in animal studies (ATSDR, 2015; Scivera, 2023aa). The EU Globally Harmonized System (GHS) also classified 1-bromopropane as H336 for causing narcotic effects (ECHA, 2023).

Ecological toxicity

Many of the data-rich chlorinated and/or brominated substances we identified are toxic to aquatic organisms. For example, triclosan is acutely toxic to a variety of aquatic organisms, with reported 96-hour LC50 values of less than 1 mg/L in several species of fish including in *Danio rerio*, *Tanichthys albonubes*, *Lepomis macrochirus*, *Misgurnus anguillicaudatus*, *Pimephales promelas*, *Pseudorasbora parva*, and *Oryzias latipes*. The lowest 96-hour EC50 values reported for triclosan in an invertebrate, *Daphnia magna*, was 0.18 mg/L, and an EC50 of 0.00044 mg/L was reported for a species of algae, *Navicula pelliculosa* (ToxServices, 2018d). The chlorinated solvent tetrachloroethylene is also acutely toxic in aquatic species, with the lowest LC50 reported in freshwater fish of 5mg/L in *Oncorhynchus mykiss*, lowest LC50 reported in marine fish of 5 mg/L in *Limanda limanda*, and a lowest EC50 of 3.64mg/L in a species of algae, *Chlamydomonas reinhardtii* (ToxServices, 2016b). Overall, 15 of the 28 brominated and/or chlorinated substances we used to characterize the class scored as high or very high hazard for acute aquatic toxicity in GreenScreen or Scivera hazard assessments (Table 17).

Fourteen of the 28 brominated and/or chlorinated substances were scored as high or very high for chronic aquatic toxicity (Table 17). For example, the lowest 72-hour no observable effect concentration (NOEC) reported for triclosan is 0.0005 mg/L for growth rate in a species of algae, *Scenedesmus subspicatus* (ToxServices, 2018d). For chronic aquatic toxicity of tetrachloroethylene, the lowest 28-day NOEC for reproduction was reported as 0.51 mg/L in the aquatic invertebrate *Daphnia magna* (ToxServices, 2016b).

Environmental fate

Seventeen of 28 brominated and/or chlorinated substances we used to characterize the hazards of the class were scored as high or very high hazard for persistence in GreenScreen or Scivera hazard assessments. Only 2 of 28 chemicals on our list scored as high or very high for bioaccumulation, however this is likely due to the relatively small molecular weight of most of the listed compounds. Many brominated and/or chlorinated substances, especially those with higher molecular weights, are bioaccumulative, including those characterized as POPs on the UNEP list and those predicted in the previously mentioned screening assessment (Scheringer et al., 2012).

Referenced hazard assessments

The hazard assessments referenced in Table 17 are described in the [Technical Methods chapter](#) of this report. We reviewed each method for transparency and consistency in scoring methods and data requirements (Ecology, 2022). Using hazard assessments allows us to apply a consistent, non-biased approach to evaluating chemicals across multiple endpoints and levels of data. In this report, hazard assessments allow us to identify known and potential hazards of chemicals within the priority chemical classes.

- The Scivera GHS+ assessments referenced in Table 17 are available in the [Scivera database](#) (Scivera, 2023g, 2023ap, 2023b, 2023ai, 2023an, 2023am, 2023c, 2023s,

2023a, 2023v, 2023al, 2023f, 2023e, 2023i, 2023af, 2023ah, 2023t, 2023h, 2023ab, 2023l, 2023aa, 2023ak, 2023j, 2023m, 2023k, 2023n).

- The GreenScreen® assessments for benzyl chloride (CAS: 100-44-7), 1,2-dichloroethane (CAS: 107-06-2), tetrachloroethene (CAS: 127-18-4), and triclosan (CAS: 3380-34-5) are available from the [ToxServices database](#) (ToxServices, 2015b, 2016b, 2018d, 2018b).
- The GreenScreen® assessments for 1-bromopropane (CAS: 106-94-5) and vinyl chloride (CAS: 75-01-4) are available from the [Pharos website](#) (Rosenblum, 2015a, 2015c).

Table 17. Data-rich brominated and/or chlorinated substances and their known and potential hazards.

Common name, associated CAS(s)	Known or potential hazards	Referenced hazard assessments	Relevant authoritative listings
1-bromopropane, CAS RN: 106-94-5	Carcinogenicity [†] , reproductive toxicity [†] , developmental toxicity [†] , acute toxicity [‡] , systemic toxicity (single and repeat dose) [‡] , neurotoxicity (single- and repeat-dose) [‡] , skin irritation [†] , eye irritation [†] , acute aquatic toxicity [‡] , chronic aquatic toxicity [‡] persistence [†]	GreenScreen BM-1, Scivera [Red]	California Proposition 65 List (carcinogen, female reproductive toxicity, developmental toxicity); EU GHS—H360FD (Repr. 1B), H335 (Sys. Tox. Single Exp. Resp. 3), H336 (Sys. Tox. Narcotic 3), H373 (Sys. Tox. Rep. Exp. 2), H315 (Skin Irr. 2), H319 (Eye Irr. 2)
Benzyl chloride, CAS RN: 100-44-7	Carcinogenicity [†] , mutagenicity [‡] , developmental toxicity [‡] , acute toxicity [†] , systemic toxicity (single dose) [‡] , systemic toxicity (repeat dose) [†] , skin sensitization [‡] , skin irritation [†] , eye irritation [†] , acute aquatic toxicity [†] , chronic aquatic toxicity [†]	GreenScreen BM-1, Scivera [Red]	California Proposition 65 List (carcinogen); EU—GHS H350 (Carc. 1), H331 (Acute Tox. Inhal. 3), H302 (Acute Tox. 4), H335 (Sys. Tox. Single Exp. Resp. 3), H373 (Sys. Tox. Rep. Exp. 2), H315 (Skin Irr. 2), H318 (Eye Irr. 1)

Common name, associated CAS(s)	Known or potential hazards	Referenced hazard assessments	Relevant authoritative listings
1,2-dichloroethane, CAS RN: 107-06-2	Carcinogenicity†, mutagenicity‡, acute toxicity‡, systemic toxicity (single and repeat dose)†, neurotoxicity (single dose)‡, neurotoxicity (repeat dose)†, skin irritation†, eye irritation†, acute aquatic toxicity‡, persistence‡	GreenScreen BM-1, Scivera [Red]	California Proposition 65 List (carcinogen); EU GHS—H350 (Carc. 1), H302 (Acute Tox. 4), H335 (Sys. Tox. Single Exp. Resp. 3), H315 (Skin Irr. 2), H319 (Eye Irr. 2)
Tetrachloroethene, CAS RN: 127-18-4	Carcinogenicity†, mutagenicity‡, reproductive toxicity‡, developmental toxicity†, endocrine activity‡, acute toxicity†, systemic toxicity (single dose)‡, systemic toxicity (repeat dose) †, neurotoxicity (single dose)‡, neurotoxicity (repeat dose)†, skin sensitization‡, respiratory sensitization‡, skin irritation†, eye irritation†, acute aquatic toxicity†, chronic aquatic toxicity†, persistence†	GreenScreen BM-1, Scivera [Red]	Washington CHCC List, California Proposition 65 List (carcinogen); EU GHS—H351 (Carc. 2), H411 (Chron. Aq. Tox. 2)
Vinyl chloride, CAS RN: 75-01-4	Carcinogenicity†, mutagenicity†, reproductive toxicity‡, developmental toxicity‡, endocrine activity‡, systemic toxicity (repeat dose)†, neurotoxicity (single dose)‡, neurotoxicity (repeat dose)†, eye irritation‡, persistence†	GreenScreen BM-1, Scivera [Red]	Washington CHCC List, California Proposition 65 List (carcinogen); EU GHS—H350 (Carc. 1A)

Common name, associated CAS(s)	Known or potential hazards	Referenced hazard assessments	Relevant authoritative listings
Triclosan, CAS RN: 3380-34-5	Reproductive toxicity‡, developmental toxicity‡, endocrine activity‡, systemic toxicity (single dose)†, systemic toxicity (repeat dose)‡, skin irritation†, eye irritation†, acute aquatic toxicity†, chronic aquatic toxicity†, persistence†, bioaccumulation†	GreenScreen BM-1, Scivera [Red]	EU GHS—H315 (Skin Irr. 2), H319 (Eye Irr. 2), H400 (Acute Aq. 1), H410 (Chronic Aq. 1)
1,2-Dichloropropane, CAS RN: 78-87-5	Carcinogenicity†, mutagenicity‡, developmental toxicity‡, acute toxicity‡, systemic toxicity†, neurotoxicity‡, dermal sensitization†, dermal irritation†, eye irritation†, acute aquatic toxicity†, chronic aquatic toxicity‡	LT-1, Scivera [Red]	California Proposition 65 List (carcinogen); EU GHS—H302 (Acute Tox. 4)
Carbon tetrachloride, CAS RN: 56-23-5	Carcinogenicity†, mutagenicity‡, developmental toxicity‡, acute toxicity†, systemic toxicity†, dermal sensitization‡, respiratory sensitization‡, dermal irritation‡, eye irritation†, acute aquatic toxicity‡, chronic aquatic toxicity‡, persistence†	LT-1, Scivera [Red]	California Proposition 65 List (carcinogen); H351 (Carc. 2), H331 (Acute Tox. Inhal. 3), H311, H301 (Acute Tox. 3), H372 (Sys. Tox. Rep. 1), H412 (Chron. Aq. Tox. 3), H420 (Harms ozone layer)

Common name, associated CAS(s)	Known or potential hazards	Referenced hazard assessments	Relevant authoritative listings
Tetrachloroethane, CAS RN: 79-34-5	Carcinogenicity†, mutagenicity‡, reproductive toxicity‡, developmental toxicity‡, acute toxicity†, systemic toxicity†, neurotoxicity†, dermal irritation†, eye irritation†, acute aquatic toxicity†, chronic aquatic toxicity†, persistence†	LT-1, Scivera [Red]	Washington CHCC List, California Proposition 65 List (carcinogen); H310, H330, H411 (Chron. Aq. Tox. 2)
Methylene chloride, CAS RN: 75-09-2	Carcinogenicity†, mutagenicity‡, developmental toxicity‡, endocrine activity‡, acute toxicity‡, systemic toxicity†, neurotoxicity‡, dermal irritation†, eye irritation†, acute aquatic toxicity‡	LT-1, Scivera [Red]	Washington CHCC List, California Proposition 65 List (carcinogen); H351 (Carc. 2)
Trichloroethylene, CAS RN: 79-01-6	Carcinogenicity†, mutagenicity†, reproductive toxicity†, developmental toxicity†, endocrine activity‡, acute toxicity‡, systemic toxicity†, neurotoxicity‡, dermal sensitization†, respiratory sensitization‡, dermal irritation†, eye irritation†, acute aquatic toxicity‡, chronic aquatic toxicity† persistence†	LT-1, Scivera [Red]	California Proposition 65 List (carcinogen, developmental toxicity, male reproductive toxicity); H350 (Carc. 1), H341 (Mut. 2), H336 (Sys. Tox. Narcotic 3), H315 (Skin Irr. 2), H319 (Eye Irr. 2), H412 (Chron. Aq. Tox. 3)

Common name, associated CAS(s)	Known or potential hazards	Referenced hazard assessments	Relevant authoritative listings
1,4-dichlorobenzene, CAS RN: 106-46-7	Carcinogenicity†, mutagenicity†, reproductive toxicity‡, developmental toxicity‡, endocrine activity†, dermal sensitization†, dermal irritation‡, eye irritation†, acute aquatic toxicity†, chronic aquatic toxicity†, persistence‡	LT-1, Scivera [Red]	California Proposition 65 List (carcinogen); EU GHS—H351 (Carc. 2), H319 (Eye Irr. 2), H400 (Acute Aq. 1), H410 (Chronic Aq. 1)
Triadimefon, CAS RN: 43121-43-3	Carcinogenicity†, reproductive toxicity†, developmental toxicity†, endocrine activity‡, acute toxicity‡, dermal sensitization†, acute aquatic toxicity‡, chronic aquatic toxicity‡, persistence‡	LT-1, Scivera [Red]	California Proposition 65 List (developmental toxicity, female reproductive toxicity), EU GHS—H302 (Acute Tox. 4), H317 (Skin Sens. 1), H411 (Chronic Aq. 2)
1-Chloro-4-nitrobenzene, CAS RN: 100-00-5	Carcinogenicity†, mutagenicity†, reproductive toxicity‡, developmental toxicity‡, acute toxicity†, dermal irritation‡, eye irritation‡, acute aquatic toxicity†, chronic aquatic toxicity†, persistence‡	LT-1, Scivera [Red]	California Proposition 65 List (carcinogen), EU GHS—H351 (Carc. 2), H341 (Muta. 2), H331, H311, H301 (Acute Tox. 3), H373 (Sys. Tox. Rep. Exp. 2), H411 (Chronic Aq. 2)
Folpet, CAS RN: 133-07-3	Carcinogenicity†, mutagenicity‡, developmental toxicity‡, endocrine activity‡, acute toxicity‡, systemic toxicity‡, dermal sensitization†, eye irritation†, acute aquatic toxicity†, chronic aquatic toxicity†, persistence†	LT-1, Scivera [Red]	California Proposition 65 List (carcinogen), EU GHS—H351 (Carc. 2), H332 (Acute Tox. 4), H319 (Eye Irr. 2), H317 (Skin Sens. 1), H400 (Acute Aq. 1)

Common name, associated CAS(s)	Known or potential hazards	Referenced hazard assessments	Relevant authoritative listings
1-Hydroxy-2,3,4,5,6-pentachlorobenzene, CAS RN: 131-52-2	Carcinogenicity†, reproductive toxicity‡, developmental toxicity‡, acute toxicity†, dermal irritation†, eye irritation†, acute aquatic toxicity†, persistence†, bioaccumulation‡	LT-1, Scivera [Red]	US NIH Report on Carcinogens (Reasonably anticipated human carcinogen), UNEP Stockholm Conv. POP, EU GHS—H351 (Carc. 2), H330, H311, H301 (Acute Tox. 3), H335 (Sys. Tox. Single Exp. Resp. 3), H315 (Skin Irr. 2), H319 (Eye Irr. 2), H400 (Acute Aq. 1), H410 (Chronic Aq. 1)
1-chloroethane, CAS RN: 75-00-3	Carcinogenicity†, mutagenicity†, systemic toxicity†, neurotoxicity‡, dermal irritation†, eye irritation†, acute aquatic toxicity‡	LT-1, Scivera [Red]	California Proposition 65 List (carcinogen), EU GHS—H351 (Carc. 2), H412 (Chronic Aq. 3)
Epichlorohydrin, CAS RN: 106-89-8	Carcinogenicity†, mutagenicity†, reproductive toxicity†, developmental toxicity‡, endocrine activity†, acute toxicity†, systemic toxicity†, dermal sensitization†, respiratory sensitization†, dermal irritation†, eye irritation†, acute aquatic toxicity‡, chronic aquatic toxicity‡	LT-1, Scivera [Red]	California Proposition 65 List (carcinogen, male reproductive toxicity), MAK (Skin Sens.), EU GHS—H350 (Carc. 1B), H331, H311, H301 (Acute Tox. 3), H314 (Skin Corr. 1B), H317 (Skin Sens. 1)
Hexachlorobutadiene, CAS RN: 87-68-3	Carcinogenicity†, mutagenicity‡, endocrine activity‡, acute toxicity†, dermal sensitization†, acute aquatic toxicity†, chronic aquatic toxicity†, persistence†, bioaccumulation‡	LT-1, Scivera [Red]	Washington CHCC List, California Proposition 65 List (carcinogen), EU—ESIS PBT, POP

Common name, associated CAS(s)	Known or potential hazards	Referenced hazard assessments	Relevant authoritative listings
4-chloroaniline, CAS RN: 106-47-8	Carcinogenicity†, mutagenicity‡, reproductive toxicity‡, developmental toxicity‡, endocrine activity‡, acute toxicity†, systemic toxicity†, dermal sensitization†, eye irritation‡, acute aquatic toxicity†, chronic aquatic toxicity†, persistence†	LT-1, Scivera [Red]	Washington CHCC List, California Proposition 65 List (carcinogen), MAK (Skin Sens.), EU GHS—H350 (Carc. 1B), H331, H311, H301 (Acute Tox. 3), H317 (Skin Sens. 1), H400 (Acute Aq. 1), H410 (Chronic Aq. 1)
Hexachlorobenzene, CAS RN: 118-74-1	Carcinogenicity†, reproductive toxicity†, developmental toxicity†, endocrine activity†, acute toxicity†, systemic toxicity†, neurotoxicity†, dermal sensitization‡, acute aquatic toxicity†, chronic aquatic toxicity†, persistence†, bioaccumulation†	LT-1, Scivera [Red]	Washington CHCC List, California Proposition 65 List (carcinogen, developmental toxicity), U.S. EPA—Priority PBT, EU GHS—H350 (Carc. 1B), H372 (Sys. Tox. Rep. 1), H400 (Acute Aq. 1), H410 (Chronic Aq. 1)
trans-1,2-dichloroethylene, CAS RN: 156-60-5	Carcinogenicity‡, mutagenicity‡, endocrine activity‡, acute toxicity‡, systemic toxicity†, neurotoxicity‡, dermal sensitization‡, dermal irritation‡, eye irritation†, acute aquatic toxicity‡, chronic aquatic toxicity‡, persistence†	Scivera [Red]	EU GHS—H332 (Acute Tox. 4), H412 (Chronic Aq. 3)
2-chlorotoluene, CAS RN: 95-49-8	Carcinogenicity‡, reproductive toxicity‡, acute toxicity‡, systemic toxicity‡, neurotoxicity‡, dermal irritation‡, eye irritation‡, acute aquatic toxicity†, chronic aquatic toxicity†, persistence†	Scivera [Red]	EU GHS—H312, H302 (Acute Tox. 4), H411 (Chronic Aq. 2)

Common name, associated CAS(s)	Known or potential hazards	Referenced hazard assessments	Relevant authoritative listings
Methylchloroisothiazolinone, CAS RN: 26172-55-4	Developmental toxicity‡, acute toxicity†, systemic toxicity‡, dermal sensitization†, dermal irritation†, eye irritation†, acute aquatic toxicity†, chronic aquatic toxicity†, persistence‡	Scivera [Yellow]	NA
4,4'-[(3,3'-dichlorobiphenyl-4,4'-diyl)didiazene-2,1-diyl]bis(5-methyl-2-phenyl-2,4-dihydro-3H-pyrazol-3-one), CAS RN: 3520-72-7	Developmental toxicity‡, reproductive toxicity‡, dermal irritation‡, eye irritation‡, chronic aquatic toxicity‡, persistence†	Scivera [Yellow]	NA
Carbazole Violet, CAS RN: 6358-30-1	Carcinogenicity‡, reproductive toxicity‡, developmental toxicity‡, eye irritation‡, chronic aquatic toxicity‡, persistence†	Scivera [Yellow]	NA
Methylchloroform, CAS RN: 71-55-6	Carcinogenicity†, acute toxicity†	LT-1	IARC (Carc. 2A); EU GHS—H332 (Acute Tox. 4), H420 (Harms ozone layer)
Pentachlorobenzene, CAS RN: 608-93-5	Acute toxicity†, acute aquatic toxicity†, persistence†, bioaccumulation†	LT-1	Washington CHCC List, US EPA Priority PBT, EU GHS—H302 (Acute Tox. 4), H400 (Acute Aq. 1), H410 (Chronic Aq. 1)

† Endpoints scored as high or very high in referenced hazard assessments

‡ Endpoints scored as moderate in referenced hazard assessments

Potential exposures to people and the environment

The class of chlorinated and/or brominated chemicals is large. The chemicals in this class serve a variety of functions in products consumers can encounter. Rather than attempt to provide detailed exposure information for each chemical in the class, we looked for overall patterns and identified disproportionate exposures for some chemicals, to illustrate the complexities of the class.

Much of the available exposure data focuses on chemicals with lower current use patterns. However, because of the persistence and bioaccumulation potential of many chemicals within this class, exposures still have the potential to contribute to adverse impacts in sensitive

populations and species. Newer chemicals in the class that are more commonly used today share hazards and environmental fate and transport concerns, though they are less commonly measured in people and the environment. The exposure patterns identified here highlight the potential for people and wildlife to be exposed to brominated and/or chlorinated substances. It is non-exhaustive but illustrative of how chemicals in this class have the potential for exposure.

Human exposure

People are exposed to brominated and/or chlorinated substances through multiple routes, including inhalation, contaminated drinking water, house dust, and direct interaction with consumer products. Our 2020 Report to the Legislature discusses human exposure to PCBs and brominated and/or chlorinated flame retardants (Ecology, n.d.-d).

Indoor air at home is a significant source of exposure to volatile chlorinated chemicals. A study in 126 Detroit homes of asthmatic children found that 1,4-dichlorobenzene, chloroform, 1,2-dichloroethane, tetrachloroethene, and trichloroethylene were found in some homes at levels that exceeded health guidance values (Chin et al., 2014). Less volatile brominated and/or chlorinated substances have been detected in house dust (Ecology, n.d.-d; Mitro et al., 2016; Niu et al., 2019). There is often an association between children's exposures to brominated and/or chlorinated substances and concentrations in house dust (Ecology, n.d.-d; Sahlström et al., 2015; Y. Zeng et al., 2020).

Personal care products can also result in exposure to chlorinated substances in the home. Lindane was formerly a front-line treatment for lice, until it was found to be neurotoxic. Lindane is now a prescription-only second-line lice treatment, but one of the substitute active ingredients in lice treatments is another chlorinated pesticide, permethrin. The anti-bacterial compound triclosan is banned in the United States for use in hand soaps, but exposure through products like toothpaste, mouthwash, and hand sanitizer remain (CDC, n.d.-a).

Levels of brominated and/or chlorinated solvents in blood reflect recent exposure over the preceding few days. The National Health and Nutrition Examination Survey (NHANES) is a population-based study conducted by the Centers for Disease Control (CDC). NHANES includes 14 brominated and/or chlorinated solvents in the survey, but most are infrequently detected above the LOD in most people (CDC, n.d.-a). There were generally not enough detections in NHANES surveys to calculate average levels or percentiles, except for higher levels of tetrachloroethene. Levels of these volatile organic compounds are usually measured in air, to assess people's exposures.

NHANES does not include biomonitoring for vinyl chloride, but people living near production facilities, hazardous waste disposal sites, and landfills may be exposed to higher levels of vinyl chloride in the air. Higher concentrations have been measured in the air above landfills and hazardous waste sites (ATSDR, 2006; IARC (International Agency for Research on Cancer), 2012b). Also, workers at vinyl production facilities and those who weld PVC pipes are exposed to higher levels (ATSDR, 2006; IARC (International Agency for Research on Cancer), 2012b). Due to the identification of a rare liver cancer in vinyl chloride workers, the Occupational Safety and

Health Administration (OSHA) lowered the allowable exposure limits. This led to the development of a closed-loop production system that has reduced exposures (CDC, 1997). There are also historical reports of hairdressers and barbers, who were exposed to vinyl chloride propellant, with the same rare liver cancer (Infante et al., 2009).

People who use brominated and/or chlorinated solvents at work may have higher exposure levels. As an example, methylene chloride was included in the Washington State Department of Labor & Industries surveillance of toxic inhalation in state workers' compensation claims from 2017 to 2020. Levels of methylene chloride are not included in the report, but two cases of methylene chloride exposure were observed in workers cleaning print screens in the commercial screen-printing industry (LNI, 2021).

An analysis of racial disparities in chemical exposure, based on NHANES data from 1999 to 2014 for U.S. women, reported significant differences in exposure levels to several chemicals, including some chlorinated and/or brominated substances (Nguyen et al., 2020). Blood and urinary levels of 1,4 dichlorobenzene, a chemical used in mothballs and as deodorizer in bathrooms, were several times higher in women of color compared to White women. Black women were the most highly exposed. Bromodichloromethane, a by-product of drinking water disinfection, and a metabolic product of 1-bromopropane (a solvent), showed a similar pattern of racial disparity, although the differences were not as pronounced. We did not find a comparable study of men or children that identifies different chlorinated and/or brominated substances with racial disparity in exposure.

Environmental exposure

Brominated and/or chlorinated substances are commonly detected in the environment, including in Washington state. Many of these are examples of chemicals that have already been the subject of past regulations restricting their use, such as some chlorinated pesticides, PCBs, and PBDEs. We summarized some of this information in our previous priority products report, in sections focused on organohalogen flame retardants used in electric and electronic enclosures and inadvertent PCBs found as contaminants in paints and printing inks (Ecology, n.d.-d). Some other examples of brominated and/or chlorinated substances detected in the environment are from current use or are environmental transformation products of chemicals in use. This includes brominated and/or chlorinated substances used as solvents, antimicrobials, pharmaceuticals, and pesticides.

A 2006 survey conducted by the National Water-Quality Assessment Program (NWQAP) summarized analyses of approximately 3500 water samples collected nationally for VOCs. In the survey, 13 of the 15 most commonly detected VOCs were brominated and/or chlorinated substances: chloroform, tetrachloroethene, trichloroethene, dichlorodifluoromethane, 1,1,1-trichloroethane, chloromethane, bromodichloromethane, trichlorofluoromethane, bromoform, dibromochloromethane, trans-1,2-dichloroethene, methylene chloride, and 1,1-dichloroethane (USGS, 2006b). In addition, the report noted that several brominated and/or chlorinated substances were found at concentrations of potential human-health concern, including trichloroethene, dibromochloropropane, tetrachloroethene, 1,1-dichloroethene, 1,2-

dichloropropane, ethylene dibromide, methylene chloride, and vinyl chloride (USGS, 2006b). Some of these chemicals, such as trihalomethanes, are formed as a result of chlorination of drinking water. Others are examples of synthetic brominated and/or chlorinated substances used in industry and commerce.

In 2008, Ecology conducted a study to characterize chemicals associated with pharmaceuticals and personal care products at five wastewater treatment plants in the Pacific Northwest. The study documented the presence of several chlorinated substances in Wastewater Treatment Plant (WWTP) influent and effluent, including triclosan, triclocarban, and tris(2-chloroethyl) phosphate (Ecology et al., 2010).

A study of chemicals of emerging concern also reported several chlorinated substances measured in tissues from chinook salmon (*Oncorhynchus tshawytscha*) and staghorn sculpin (*Leptocottus armatus*) from Puget Sound. The authors found triclosan and triclocarban (chlorinated antimicrobials) in salmon tissue (Meador et al., 2016).

Several chlorinated substances were also detected in a contaminant screening study conducted in the nearshore marine environment in Puget Sound. These included two chlorinated flame retardants (tris(1-chloro-propyl) phosphate and tris(2-chloroethyl) phosphate) (Tian et al., 2020).

Brominated and/or chlorinated substances from both current and legacy uses have also been measured in forage fish from Puget Sound, including in Pacific sand lance (*Ammodytes personatus*) (Conn et al., 2020). This includes chlorinated pesticides (DDTs, chlordanes, dieldrin, hexachlorobenzene, and hexachlorocyclohexane), PCBs, PBDEs, and chlorinated paraffins. Although many of these compounds are no longer widely used, their continued presence in fish demonstrates the persistence of these substances in the environment. Further, many of these compounds are known to biomagnify. Their presence in forage fish highlights this because they serve as prey sources for many species, including seabirds, other fish, and marine mammals (Conn et al., 2020).

King County also recently published a report on chemicals of emerging concern in marine and freshwater fish and found triclosan and methyl triclosan (chlorinated antimicrobial and associated metabolite) in Rockfish (*Sebastes auriculatus* and *S. maliger*) from Elliot Bay (King County Department of Natural Resources and Parks, 2022). The same study also reported detections of methyl triclosan in smallmouth bass (*Micropterus dolomieu*) from Lake Union.

Monitoring of ambient air by the Puget Sound Clear Air Agency from 2008 to 2009 found that concentrations of carbon tetrachloride, chloroform, and tetrachloroethene exceeded health screening levels at sites in Tacoma and Seattle (Puget Sound Clean Air Agency, 2011). Carbon tetrachloride was found to contribute the greatest increased potential cancer risk of the air pollutants measured in the study, while chloroform and tetrachloroethene were the seventh and eighth greatest contributors, respectively (excluding diesel exhaust and wood smoke particulate).

A 2018 study of ambient air in Seattle’s Chinatown-International District reported measurements of carbon tetrachloride, chloroform, 1,2-dichloroethane, and tetrachloroethene that exceed health screening levels (Puget Sound Clean Air Agency, 2018).

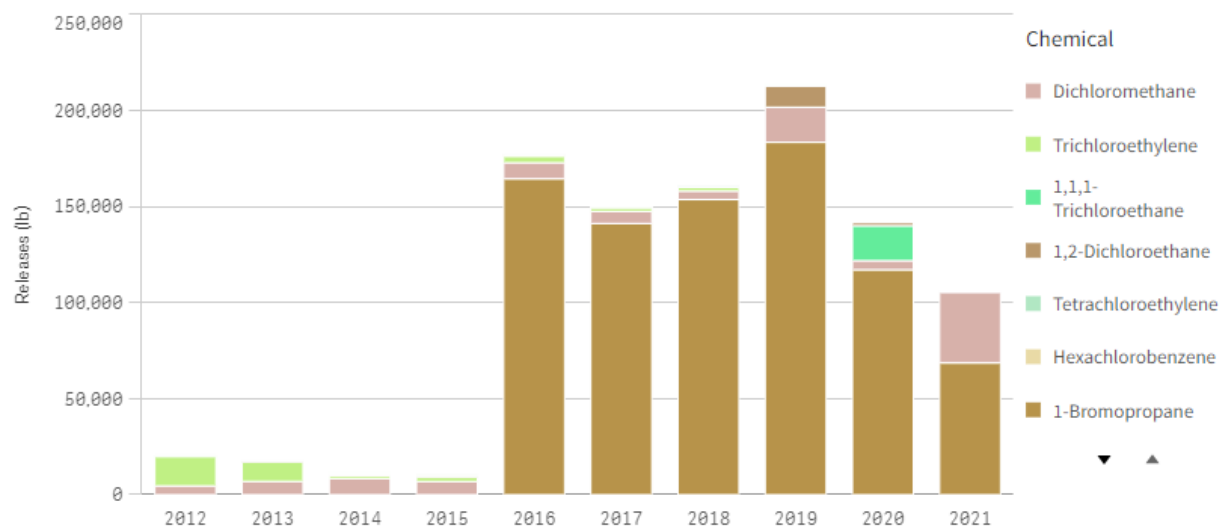
Ecology tracks cleanup sites in Washington state, and there are 2465 sites with one of the following listed as a contaminant: halogenated organics, halogenated solvents, halogenated pesticides, other halogenated organics, PBDE, or PCBs; of these, only 937 sites are listed as requiring no further action (Ecology, n.d.-a).

Releases of brominated and/or chlorinated substances have also been reported in the EPA Toxics Release Inventory (TRI) for Washington state, from 2012 to 2021 (Table 18 and Figure 4) (EPA, n.d.-f). The TRI summarizes releases of toxic chemicals from industrial facilities to air, water, and land. It should be noted that reporting 1-bromopropane was not required prior to November 2015, when EPA published a final rule that added 1-bromopropane to the list of reportable chemicals in the TRI. This is the reason for the apparent increase seen from 2016 onward (Figure 4) (EPA, n.d.-a).

Table 18. Toxics Release Inventory data for Washington state.

Chemical	Releases (lbs)
1-bromopropane	828,743
dichloromethane	105,835
trichloroethylene	36,587
1,1,1-trichloroethane	18,483
1,2-dichloroethane	15,713
tetrachloroethylene	2,513
hexachlorobenzene	128

Figure 4. Pounds of releases reported in Washington, between 2012 and 2021, for some brominated and/or chlorinated substances.



Potential for cumulative and aggregate effects

Exposure to chemicals can result in aggregate effects and cumulative effects. Aggregate effects can occur when people or other organisms are exposed to a single chemical from multiple routes, pathways, and sources (e.g., house dust, drinking water, air, and food). Cumulative effects can occur when people or other organisms are exposed to multiple chemicals simultaneously. These cumulative exposures may come from multiple exposure routes, pathways, and sources or just a single source.

Potential for aggregate effects

Brominated and/or chlorinated substances are used in consumer products inside homes and can be released into outdoor environments from industrial activities, waste treatments, and disposal (CDC, n.d.-a; Environment Canada, 2016; Fay & Mumtaz, 1996; Matteucci et al., 2015; Squillace et al., 1999; H. Zhang et al., 2019). Many of these substances are volatile, so that contaminants in subsurface soils and groundwaters can vaporize into the indoor spaces of overlying buildings to contaminate indoor air. People can be exposed to brominated and/or chlorinated substances from multiple exposure routes, including drinking water, direct interactions with consumer products, indoor and outdoor air, and house dust (Chin et al., 2014; Weng et al., 2023; Zhu et al., 2023).

Brominated and/or chlorinated substances are widely detected in the environment. Solvents often break down in surface water and air but are frequently detected in soil and groundwater (Environment Canada, 2016; Moran et al., 2007; USGS, 2006a). Other brominated and/or chlorinated substances can be found in water, sediment or soil, and wildlife (Harrad et al., 2009; Isoaari et al., 2000; Jans, 2016; R. Yang et al., 2012). Some are mobile and can contaminate areas of the globe far from where they were initially released. Because of the carbon-halogen bond, most brominated and/or chlorinated solvents are persistent in the environment. This

means that people and wildlife, including sensitive populations and species, can be exposed to brominated and/or chlorinated substances from multiple sources and can experience aggregate effects.

Based on the evidence described above we concluded that people and wildlife are exposed to brominated and/or chlorinated substances from multiple sources. Exposure to brominated and/or chlorinated substances from multiple sources can lead to aggregate effects.

Potential for cumulative effects

Evidence from laboratory studies of animal models suggest that exposure to chemicals at sub-toxic levels can still produce adverse effects, when combined with other low-level chemical exposures.

The most well studied targets of brominated and/or chlorinated solvents for potential cumulative effects include the central nervous system, the kidney, and the liver. For example, coexposure to dichloromethane and ethanol aggravated oxidative stress-induced kidney and liver damage in rats (Owumi & Najophe, 2019). Similarly, exposure to 1, 2 dichloropropane and dichloromethane was associated with enhanced liver damage, compared to exposure to just 1,2 dichloropropane (H. Wang et al., 2019). When rats were treated with carbon tetrachloride and the hepatotoxic chlorinated pesticide, chlordane, liver damage was more severe than exposure to chlordecane alone (Tabet et al., 2016). In rats exposed to a mixture of 13 common environmental chemicals, including cytotoxic, histopathological, and the chlorinated fungicide triadimefon, changes in several organs were observed at exposure levels below the levels at which adverse effects are seen with exposure to the chemicals individually (Dinca et al., 2023; Tsatsakis et al., 2019).

This aligns with modeled data suggesting risks from coexposure to multiple chemicals may be higher than exposure to single chemicals. A review of Hexachlorobutadiene in the environment found the potential for exposure to occur along with other chlorinated contaminants. The study concluded that, although risks from low-level exposure to HCBd were generally low, the risks from cumulative exposures to HCBd and other pollutants may be higher (H. Zhang et al., 2019).

People are coexposed to multiple brominated and/or chlorinated substances and other chemicals that can impact similar biological systems. Residential indoor air can contain a mixture of chlorinated compounds (Chin et al., 2014), as can outdoor air (discussed above). Drinking water contamination, some personal care products, and pesticide exposure can contribute to multi-route exposure to complex mixtures of chlorinated and brominated substances. Most epidemiological studies of the human health effects of chlorinated and/or brominated substances are not designed to consider the cumulative impact of exposure to mixtures. A study of women in France reported that exposure to a mixture of perchloroethylene, trichloroethylene and dichloroethylene was associated with elevated odds of lung cancer, with modification of the association by socioeconomic status (Mattei et al., 2014).

In the environment, wildlife is exposed to brominated and/or chlorinated substances in addition to other chemicals that can impact similar biological systems. An analysis of 201 contaminants in eggs from three seabird species found PCBs, organophosphorus compounds, pesticides, and PFAS were the most abundant organic contaminants. PBDEs, PCBs, brominated flame retardants, bromophenols, and chlorinated paraffins have co-occurred in eggs, along with PAHs, PFAS, and cyclic siloxanes among others (Huber et al., 2015). Many of the chemicals within these classes are associated with carcinogenicity, reproductive or developmental toxicity, endocrine disruption, or aquatic toxicity.

A review of hazardous waste sites found that trichloroethylene was the most common groundwater contaminant and that co-contamination with tetrachloroethylene was common (Fay & Mumtaz, 1996; Pohl et al., 2008). A different review of methylene chloride, perchlorethene, 1,1,1-trichloroethane, and trichloroethene in groundwater found that mixtures occurred in about 30% of samples with at least one solvent detected (Moran et al., 2007).

The Agency for Toxic Substances and Disease Registry (ATSDR) published an interaction profile for 1,1,1-Trichloroethane, 1,1-dichloroethane, trichloroethylene, and tetrachloroethylene. These chemicals frequently co-occur in the environment, especially at cleanup sites, and can impact similar biological pathways (ATSDR, 2004a). The CDC concluded that additive effects from exposure to multiple solvents is possible (ATSDR, 2004a).

We concluded that there was the potential for cumulative impacts because people and wildlife are exposed to multiple brominated and/or chlorinated substances in combination with other environmental chemicals. These coexposures can lead to cumulative effects, particularly when they impact similar biological systems.

Potential to contribute to adverse impacts

Brominated and/or chlorinated substances are a large class of chemicals with varying levels of information on hazards and exposure. However, several chemicals within the class have been identified as problematic by authoritative bodies (Table 17). EPA has found unreasonable risk associated with multiple brominated and/or chlorinated solvents (EPA, 2023a). As of March 2023, 10 brominated and chlorinated solvents are on EPA's high priority chemical list. Of these 10, five have findings of reasonable risk, either draft or final (EPA, 2023a). EPA's conclusions reflect the potential for brominated and/or chlorinated solvents to contribute to adverse impacts in sensitive populations and species.

In Washington, there are 640 contaminated sites with halogenated solvents listed as a contaminant; of these sites, only 147 are listed as requiring no further action (Ecology, n.d.-a). Contamination from halogenated solvents at these sites has the potential to contribute to adverse impacts on people and the environment.

Below, we describe examples of observed and potential impacts on sensitive populations and species.

In sensitive populations

When people are exposed to chemicals with known or suspected toxicities, there is the potential for adverse impacts. The impacts may be greater when people are also exposed to other environmental contaminants that impact the same biological systems. People, including sensitive populations, are exposed to brominated and/or chlorinated substances. Exposure to brominated and/or chlorinated substances is associated with carcinogenicity, reproductive and developmental toxicity, neurotoxicity, and systemic toxicity. Therefore, brominated and/or chlorinated substances have the potential to contribute to adverse impacts in humans, including sensitive populations such as the elderly, workers, people of childbearing age, developing fetuses, and children. Examples of studies demonstrating associations between exposure to brominated and/or chlorinated substances and adverse health impacts are described below.

People who were exposed to vinyl chloride from an accidental release after a train accident in Schönebeck, Germany, were found to have higher rates of chromosomal aberrations, which is a marker for genotoxic effects (Hüttner, 1998).

A series of papers that assessed exposure to 1,4-dichlorobenzene and outcomes associated with endocrine disruption in NHANES participants found some evidence that the 25% of people with highest exposure had higher odds of diabetes, insulin resistance, and metabolic syndrome (Wei et al., 2014; Wei & Zhu, 2016a, 2016c). In adolescents, a possible association between exposure and disruption of thyroid function was noted (Wei & Zhu, 2016b). A study of Dutch adolescents also reported thyroid changes in association with higher levels of 1,4-dichlorobenzene exposure (Croes et al., 2015). None of these observational studies demonstrate a causal relationship, but the pattern of findings suggests that disproportionate exposure to 1,4-dichlorobenzene in the population could lead to disproportionate health impacts.

Pregnant women are a sensitive population, and exposure to chlorinated chemicals has potential for developmental toxicity. A group of data analyses from the National Birth Defects Prevention Study found that the offspring of women who worked in occupations with likely exposure to chlorinated solvents may be at elevated risk of fetal growth retardation, neural tube defects, and congenital heart defects (Desrosiers et al., 2012, 2015; Gilboa et al., 2012). A recent French study reported related findings, with reduced head circumference in newborns of women with likely occupational exposure to chlorinated solvents (Enderle et al., 2023). Pregnant people and their developing fetuses could potentially experience these impacts in the absence of occupational exposure and are therefore a sensitive population of concern.

Chlorinated solvent exposure in occupational settings is associated with neurotoxicity (Sainio, 2015; White & Proctor, 1997). The brominated solvent 1-bromopropane has been associated with neurotoxicity in workers with occupational exposure. Biomonitoring data suggest that women of non-White races have higher exposures to this chemical and may therefore be at greater risk of harm (Nguyen et al., 2020). The sources and potential consequences of this exposure are not currently known. EPA identified spray adhesives, spot remover, engine

degreaser, brake cleaner, and electronics cleaner as key consumer exposure scenarios. In addition, a small sample of hairdressers working in salons that serve primarily women of color found exposure to 1-bromopropane was four times higher than in a comparison group of office workers (Louis et al., 2021).

Many chemicals in the class have the potential to cause cancer (see [Hazards of Priority Chemical Class](#) above). Evidence from studies of people exposed in the workplace has linked chlorinated chemicals to several different cancers, including non-Hodgkins lymphoma, multiple myeloma, kidney, and head and neck cancer (Barul et al., 2017; Callahan et al., 2018; Gold et al., 2011; Purdue et al., 2017; R. Wang, Zhang, et al., 2009). Various epidemiologic studies of chronic tetrachloroethene exposure in dry cleaning workers found increased incidences of esophageal and cervical cancers and non-Hodgkin's lymphoma, but confounding exposures (e.g., other solvents and trichloroethene) were likely (IPCS, 2006). Workers are a sensitive population that may be more likely to experience adverse impacts, including developmental toxicity, neurotoxicity, and cancer, from exposure to brominated and/or chlorinated substances.

In sensitive species

When chemicals are released into the environment, they have the potential to expose sensitive species, such as forage fish, salmon, or orcas. If these chemicals have aquatic toxicity, reproductive or developmental toxicity, systemic toxicity, or endocrine disruption, there is potential to contribute to adverse impacts in sensitive populations. Brominated and/or chlorinated substances are released into the environment and have been detected in multiple environmental media. Sensitive species are exposed to brominated and/or chlorinated solvents in the environment. Many brominated and/or chlorinated substances have known or suspected toxicities that can impact wildlife, such as aquatic toxicity, carcinogenicity, and reproductive and developmental toxicity.

Brominated and/or chlorinated substances are a broad class of chemicals. Not all have sufficient data to understand the potential for adverse impacts in sensitive species. Examples of brominated and/or chlorinated substances that have the potential to impact sensitive species are described below.

In 2020, EPA concluded that tetrachloroethylene poses a hazard to aquatic receptors, including aquatic invertebrates, fish, amphibians, and aquatic plants (EPA, 2020). EPA also concluded that there was “a chronic risk to aquatic organisms from release of PCE to surface waters from facilities using PCE for the COUs listed above”—these were “Manufacturing, Importing/Repackaging, Open-Top Vapor Degreasing, Closed-Loop Vapor Degreasing, Conveyorized Degreasing, Web Degreasing, Dry Cleaning (Industrial and Commercial), Adhesives, Paints, and Coatings, Maskants for Chemical Milling, Industrial Processing Aid, Other Industrial Uses, Other Commercial Uses COUs, and Waste Handling, Disposal, Treatment, and Recycling.” (EPA, 2020).

A risk assessment ranking potential environmental risks from solvents found that chlorinated solvents had among the highest environmental risks (Tobiszewski et al., 2017). Hexachlorobutadiene, trichloroethene, carbon tetrachloride, tetrachloroethene, dichloroform, 1,3-dichloropropene, 1,2-dichloroethane, and dichloromethane had among the highest environmental risk potential of 78 solvents assessed.

These risk assessments align with studies of the impacts of chlorinated solvent contamination on wildlife. A study on four species of North American amphibians found that exposure to both tetrachloroethylene and trichloroethylene was associated with developmental deformities in two amphibian species (Kim et al., 2021; McDaniel et al., 2004).

In addition to solvents, other types of brominated and/or chlorinated substances can have adverse impacts on wildlife. Triclosan is associated with behavioral changes in guppies (*Poecilia reticulata*) that could cause a fish population decline at sublethal levels (D. C. V. R. Silva et al., 2017). Another study found that triclosan and triclocarban were associated with olfactory disruption in goldfish (L. Huang et al., 2023). Olfactory disruption can be particularly problematic for species like salmon that rely on olfaction to complete their lifecycle. PBDEs exposure is associated with impacts on salmon health, specifically the thyroid and immune system (Arkoosh et al., 2010, 2017).

Chapter 5: Technical Support for BTEX Substances

Chapter overview

Benzene, toluene, ethylbenzene, and xylenes (BTEX) are volatile organic compounds that are often used as solvents. They have multiple shared hazards, including impacts on carcinogenicity, the central nervous systems, developmental toxicity, and endocrine disruption. People and wildlife are often exposed to multiple BTEX substances, which can lead to cumulative impacts.

BTEX substances were selected for this round of priority chemicals under Safer Products for Washington because exposures can lead to adverse developmental impacts, impair brain functioning, and disrupt the endocrine system. There is widespread exposure to BTEX substances, however people working in certain professions may have higher exposure. People in occupations where BTEX are used as degreasers, paint thinners, brush cleaners, adhesives, inks, and coatings may have higher exposure. People in working in construction, auto shops, or in nail salons may have higher exposure to BTEX substances. These occupational trends can lead to disproportionate exposures by race, ethnicity, or income. Nationwide, about 80% of nail salon workers are Asian-American women.

BTEX substances meet the high priority chemical criteria because at least one member of the class is:

1. A high priority chemical of high concern to children identified by Ecology under [Chapter 70A.430 RCW](#).⁶⁹
2. Considered a hazardous substance in Washington.
3. A concern for sensitive species and populations.

There have been many efforts to reduce occupational exposures to toxic chemicals, particularly in nail salon workers in King County. There may be the potential to extend some of the benefits and lessons learned from this work to protect more Washingtonians and reduce disproportionate exposures. Further, BTEX substances may be regrettable substitutions for brominated and/or chlorinated substances used as solvents.

Rationale and references are described below.

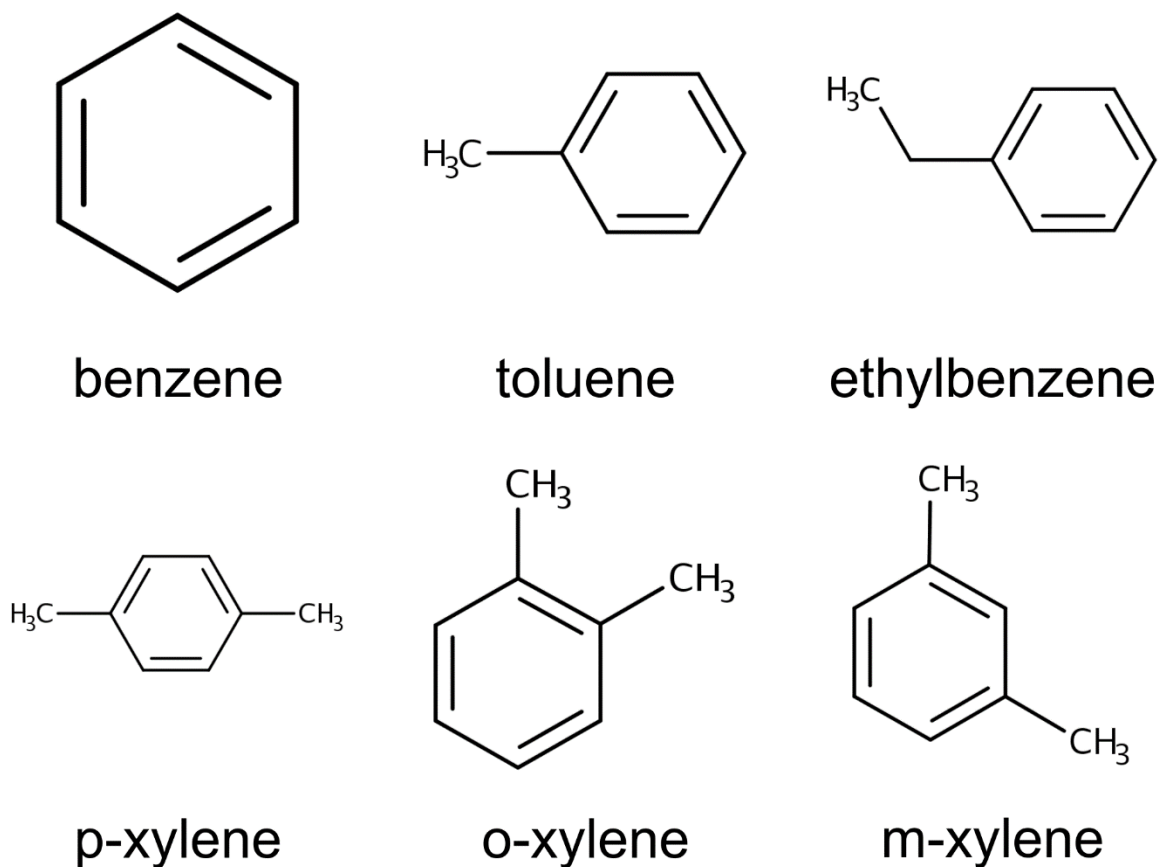
Scope of priority chemical class

Benzene, toluene, ethylbenzene, and xylenes are a set of volatile organic compounds that are collectively known as BTEX. BTEX can be defined as a chemical class based on similarity in structure, physicochemical properties, and hazards to biological systems. BTEX are also commonly measured together in analytical methods.

⁶⁹ <https://app.leg.wa.gov/rcw/default.aspx?cite=70A.430>

Based on chemical structure, BTEX can be defined as a six-membered aromatic ring containing a single ethyl substituent, or up to two methyl substituents (Figure 5).

Figure 5. Molecular structures for BTEX substances.



Rationale for class approach

BTEX substances are considered as a class because they have shared hazards, the potential for cumulative impacts, and the potential for regrettable substitutions. BTEX are a natural component of crude oil and are isolated for use in manufacture of a variety of products and as additives in gasoline (Bolden et al., 2015). BTEX impact the central nervous systems and are associated with reproductive and developmental toxicity (Table 23). People and wildlife are often exposed to multiple BTEX substances, which can lead to cumulative impacts. The Agency for Toxic Substances and Disease Registry (ATSDR) found that exposure to multiple BTEX substances can lead to more severe impacts on the central nervous system (ATSDR, 2004b). Similarly, because we are more susceptible to chemical impacts during early life stages (Heindel & Vandenberg, 2015), the impacts of BTEX substances on development are concerning. All BTEX substances in Table 23 are known or potential developmental toxicants.

BTEX substances often function as solvents. Because they have a shared function, there is the potential for regrettable substitutions to occur (EPA, 2022b). If manufacturers were to move

from benzene to toluene, for example, that would be a regrettable substitution, since both chemicals have undesirable hazards.

Meeting the Statutory Requirements

The statute requires that priority chemicals or chemical classes meet specific criteria. Priority chemical classes must meet at least one of the criteria described in [RCW 70A.350.020](#)⁷⁰ and listed below.

- A member of the chemical class has been identified by Ecology as a chemical of concern, specifically:
 - A chemical of high concern to children under Chapter 70A.430 RCW or
 - A persistent, bioaccumulative and toxic chemical under [Chapter 70A.300 RCW](#).⁷¹
- A member of the chemical class is regulated in relevant consumer product statutes in Washington.
- A member of the chemical class is a hazardous substance under Chapter 70A.300 RCW or [Chapter 70A.305](#).⁷²
- Members of the chemical class are a concern for sensitive populations and sensitive species.

BTEX substances meet at least one of the criteria to be considered priority chemicals. Each of the criteria are discussed below.

Chemicals of concern by Ecology

Chemical classes with members that are chemicals of high concern to children (CHCC) identified under 70A.430 RCW meet the criteria for designation as priority chemical class under RCW 70A.350.020(1)(a). Ecology identifies chemicals of high concern to children based on their hazards and exposure potential in WAC 173.334. Chemicals in the class found in WAC 173-334 are listed in Table 19. The CHCC rationale is summarized from the Rationale for Reporting List of Chemicals of High Concern to Children 2011 to 2017 (Ecology, 2021b).

⁷⁰ <https://app.leg.wa.gov/rcw/default.aspx?cite=70A.350.020>

⁷¹ <https://app.leg.wa.gov/rcw/default.aspx?cite=70A.300>

⁷² <https://app.leg.wa.gov/rcw/default.aspx?cite=70A.305>

Table 19. BTEX substances that are chemicals of high concern to children.

Chemical	CAS RN	CHCC Rationale Summary
Benzene	71-43-2	Benzene is considered a known human carcinogen by authoritative sources (EPA, 2003; European Commission Joint Research Centre Institute for Health and Consumer Protection., 2008; IARC, 1987). All routes of exposure are considered carcinogenic based on convincing occupational evidence and supporting evidence from animal studies (US Environmental Protection Agency, 1998). Benzene was found infrequently in a large study of common household products in the USA (Sack et al., 1992).
Toluene	108-88-3	Toluene is a known neurotoxicant and is listed as a developmental toxicant by the state of California (OEHHA, 2010a). Toluene was detected in a wide variety of children's products in consumer product testing by the Danish EPA. It was detected in 1 of 5 infant jackets, 2 of 4 infant mittens, 2 of 3 school erasers, 1 or 4 pencil cases, 6 of 6 tents, 14 of 14 slimy toys, and 2 of 15 wooden toys. It was also reported in hobby adhesives (DEPA, n.d.).

Chemical classes with members identified as persistent bioaccumulative toxic substances (PBTs) under 70A.300 RCW meet the criteria for designation as a priority chemical class under RCW 70A.350.020(1)(b). Ecology identifies chemicals that are persistent, bioaccumulative, and toxic under [WAC-173-333-310](#).⁷³ BTEX substances are not on the PBT list in WAC 173-333-310.

Regulation in consumer products under relevant WA statutes

Chemical classes with members regulated in consumer products under chapter 70A.430, [70A.405](#),⁷⁴ [70A.222](#),⁷⁵ [70A.335](#),⁷⁶ [70A.230](#),⁷⁷ or [70A.400 RCW](#)⁷⁸ meet the criteria for designation as a priority chemical class under RCW 70A.350.020.(2)(a). BTEX substances are not regulated in consumer products under relevant Washington statutes.

⁷³ <https://app.leg.wa.gov/wac/default.aspx?cite=173-333-310>

⁷⁴ <https://apps.leg.wa.gov/rcw/default.aspx?cite=70A.405>

⁷⁵ <https://app.leg.wa.gov/rcw/default.aspx?cite=70A.222>

⁷⁶ <https://app.leg.wa.gov/rcw/default.aspx?cite=70A.335>

⁷⁷ <https://app.leg.wa.gov/rcw/default.aspx?cite=70A.230>

⁷⁸ <https://app.leg.wa.gov/rcw/default.aspx?cite=70A.400>

Hazardous substances in Washington

Under Chapter 70A.350 RCW, chemical classes with members that are hazardous substances under Chapter 70A.300 RCW (Hazardous Waste Management Act) or Chapter 70A.305 RCW (Model Toxics Control Act) can be considered priority chemicals under chapter 70A.350 RCW. BTEX substances are considered hazardous substances under these statutes and therefore meet the criteria for designation as a priority chemical class under RCW 70A.350.

Hazardous substances are defined in 70A.300.010 to include any material that exhibits any of the characteristics or criteria of dangerous wastes identified under [WAC 173-303](#).⁷⁹ BTEX substances can be identified as dangerous wastes in at least two ways

- WAC 173-303-090 includes Benzene (71-43-2) on the contaminant toxicity characteristic list, which is one way to identify dangerous waste. Substances with concentrations over the limits in Table 20 in an extract of the waste created using the Toxic Characteristic Leaching Procedure are considered dangerous wastes.
- Other members of the class designate based on the toxicity criteria in WAC 173-303-100 (Table 21).

Table 20. BTEX substances on the contaminant toxicity characteristic list in WAC 173-303-090.

Chemical	CAS RN	Limit (mg/L)	Dangerous Waste Number
Benzene	71-43-2	0.5	D018

The WAC 173-303-100 criteria considers the lethal concentration in fish, rats, and rabbits. Table 21 shows available data for BTEX substances, including the lowest reported LC50s from hazard assessments of these chemicals relevant to WAC 173-303-100 (ToxServices, 2018a, 2019d, 2019b, 2023). Toluene, ethylbenzene, and xylenes all have an LC50 in fish between 1 and less than 10 mg/L, which corresponds to the toxic category C. Ethylbenzene has an inhalation of LC50 in rats between 2 and less than 20 mg/L, which also corresponds to toxic category C. A mixture that is 100% toluene, ethylbenzene, or xylenes would be assigned the dangerous waste number WT02 and designated as dangerous waste.

Table 21. Relevant IC50s used in determining whether BTEX substances may be considered dangerous wastes under WAC 173-303-100.

Chemical	Fish LC50 (mg/L)	Oral Rat LC50 (mg/kg)	Inhalation Rat LC50 (mg/L)	Dermal Rabbit LC50 (mg/kg)
Toulene	5.5 mg/L (Oncorhynchus kisutch, fish)	> 5,000 mg/kg (rats)	> 20 mg/L (rats)	> 5,000 mg/kg (rabbits)

⁷⁹ <https://app.leg.wa.gov/wac/default.aspx?cite=173-303>

Chemical	Fish LC50 (mg/L)	Oral Rat LC50 (mg/kg)	Inhalation Rat LC50 (mg/L)	Dermal Rabbit LC50 (mg/kg)
Xylenes	2.6 mg/L (Oncorhynchus mykiss, fish)	>4,000 mg/kg (rats) 1,590 mg/kg (mice)	26 mg/L (rats, p-xylene)	3,228 mg/kg/day (rabbits, m-xylene)
Ethylbenzene	4.2 mg/L (Oncorhynchus mykiss, fish)	3,500–5,460 mg/kg (rats)	17.8mg/L (rats)	15,433 mg/kg (rabbits)

BTEX substances listed under [section 101\(14\)](#) of the federal cleanup law, 42 U.S.C. Sec. 9601(14) Comprehensive Environmental Response, Compensation, and Liability Act (CERCLA),⁸⁰ are incorporated into the definition of hazardous substance under RCW 70A.305.020 (13). BTEX substances listed in CERCLA are shown in Table 22.

Table 22. BTEX substances designated as hazardous substances under CERCLA.

Hazardous Substance	CAS RN
Benzene ^a	71-43-2
Toluene	108-88-3
Ethylbenzene	100-41-4
m-Xylene	108-38-3
o-Xylene	95-47-6
p-Xylene	106-42-3
Xylenol	1300-71-6
Xylene (mixed)	1330-20-7

Chemicals of concern for sensitive populations and species

After assessing available data to consider the factors listed below, we found that BTEX substances are a concern for sensitive populations and sensitive species.

- (a) A chemical’s or members of a class of chemicals’ hazard traits or environmental or toxicological endpoints
- (b) A chemical’s or members of a class of chemicals’ aggregate effects

⁸⁰ <https://dor.wa.gov/sites/default/files/2022-03/CERCLAHazardousSubstances.pdf?uid=6408ff778e6d7>

- (c) A chemical's or members of a class of chemicals' cumulative effects with other chemicals with the same or similar hazard traits or environmental or toxicological endpoints
- (d) A chemical's or members of a class of chemicals' environmental fate
- (e) The potential for a chemical or members of a class of chemicals to degrade, form reaction products, or metabolize into another chemical or a chemical that exhibits one or more hazard traits or environmental or toxicological endpoints, or both
- (f) The potential for the chemical or class of chemicals to contribute to or cause adverse health or environmental impacts
- (g) The chemical's or class of chemicals' potential impact on sensitive populations, sensitive species, or environmentally sensitive habitats
- (h) Potential exposures to the chemical or members of a class of chemicals based on:
 - (i) Reliable information regarding potential exposures to the chemical or members of a class of chemicals
 - (ii) Reliable information demonstrating occurrence, or potential occurrence, of multiple exposures to the chemical or members of a class of chemicals

We concluded that BTEX substances are a concern for sensitive species and sensitive populations because of their hazards and the potential for exposure. BTEX are carcinogenic, impact the central nervous system, are toxic during development, and disrupt the endocrine system. People and wildlife are often exposed to multiple BTEX substances, which can lead to cumulative impacts.

There is widespread exposure to BTEX substances, however people working in certain professions may have higher exposure, leading to disproportionate exposure. There is evidence that occupational exposure to BTEX substances is associated with adverse health impacts.

BTEX have been detected in outdoor air and water samples. Sensitive species, such as salmon, can be adversely impacted by BTEX substances.

The sections below describe our evaluation of this criteria and support our conclusion.

Hazards of priority chemical class

We evaluated data-rich chemicals within the class for hazards, including environmental and human health toxicological endpoints, and environmental fate, transport, and potential

breakdown products. To identify these hazards, we used similar methods to those found in our [2022 Regulatory Determinations Report to the Legislature](#).⁸¹

Hazard endpoints of concern are discussed below. Table 23 shows a more comprehensive list of potential hazards of BTEX substances. We identified hazard endpoints of concern if at least one member of the chemical class is either included on authoritative lists or scored as high or very high in hazard assessments. In some cases, we supplemented these endpoints with specific concerns that may be relevant to sensitive populations.

BTEX substances are associated with several hazards to human health and the environment, including developmental toxicity, systemic toxicity, neurotoxicity, and aquatic toxicity. In general, BTEX substances are not characterized as persistent or bioaccumulative. Some of the hazards of BTEX substances are summarized below.

Carcinogenicity and mutagenicity

Benzene is a known human carcinogen and is classified as such by several authoritative organizations, including the EPA, National Institutes of Health (NIH), and European Chemicals Agency (ECHA) (Table 23) (ECHA, 2023; EPA, 2012a; NTP, 2021). Benzene is also included on the California Proposition 65 list as a carcinogen and is classified as a known human carcinogen by the International Agency for Research on Cancer (IARC) and by the German MAK-Commission (MAK) (Deutsche Forschungsgemeinschaft, 2018; IARC (International Agency for Research on Cancer), 2012b). Benzene is also classified as genotoxic and mutagenic by ECHA and MAK (Deutsche Forschungsgemeinschaft, 2018; ECHA, 2023).

Ethylbenzene is also included on the California Proposition 65 list as a carcinogen. It is classified as a possible human carcinogen by IARC and as a non-genotoxic carcinogen by MAK (Deutsche Forschungsgemeinschaft, 2018; OEHHA, 2023).

Reproductive and developmental toxicity

Several animal studies reported benzene to cause adverse effects on male and female reproductive tissues. Studies in humans exposed to benzene have also provided some evidence of reproductive toxicity, however interpretation of these studies is complicated due to simultaneous exposure in participants to other chemicals as well (ToxServices, 2018a). Benzene is included on the California Proposition 65 List for male reproductive toxicity (OEHHA, 2023).

Benzene and toluene are both included on the California Proposition 65 list for developmental toxicity (Table 23) (OEHHA, 2023). Several animal studies on toluene reported adverse effects on development, including increased mortality, reduced birth weight, skeletal abnormalities, and various developmental delays (ToxServices, 2019d). There is also evidence of

⁸¹ <https://apps.ecology.wa.gov/publications/SummaryPages/2204018.html>

developmental toxicity for benzene. Effects reported in animal studies include delayed bone ossification, skeletal abnormalities, and a reduction in birth weight (ToxServices, 2018a).

Similarly, ethylbenzene exposure during pregnancy is associated with developmental effects in animal studies, including skeletal abnormalities, delayed skeletal development, and uropoietic apparatus anomalies and reduced fetal weight (ToxServices, 2019b).

A recent hazard assessment of xylenes concluded that the available data is consistent with a Globally Harmonized System (GHS) category 1 classification as a developmental toxicant, using a weight of evidence approach. This was based on studies with reported effects that included skeletal abnormalities and reduction in birth weight, as well as neurobehavioral deficits (ToxServices, 2023). The assessment also noted that xylenes have been detected in the milk of human mothers, indicating the potential for lactational transfer (ToxServices, 2023).

Neurotoxicity

BTEX can all produce neurological effects (ATSDR, 2004b). Benzene inhalation exposure in humans has been shown to affect the central nervous system and cause a variety of symptoms, including drowsiness, vertigo, headache, tremor, loss of consciousness, and death at high concentrations (ATSDR, 2007b).

Toluene also causes central nervous system effects. As described by ATSDR, effects of acute exposure seen in animals include ataxia, tremors, hearing loss, impaired learning and memory, and decreased locomotor activity, coordination, and reflexes. Chronic exposure to toluene can cause permanent damage to the central nervous system (ATSDR, 2017).

As summarized by ATSDR, ethylbenzene inhalation is associated with central nervous system depression at higher concentrations of exposure and stimulation of the motor nervous system at lower concentrations. Ethylbenzene exposure was also associated with ototoxicity (hearing loss) (ATSDR, 2010a).

Xylenes are associated with similar neurological effects, including impaired memory, reaction time, balance, and ototoxicity (ATSDR, 2007c). The neurotoxic effects of BTEX are also likely additive with exposures to mixtures of these chemicals (ATSDR, 2004b).

Systemic toxicity

Benzene, ethylbenzene, and toluene are all classified for aspiration hazard under the EU GHS (H304, may be fatal if swallowed and enters airways) (ECHA, 2023). Benzene is also classified under EU—GHS for causing damage to organs through prolonged or repeated exposure (H372) and demonstrates clear adverse effects on the hematopoietic system following repeat exposures (ToxServices, 2018a).

Xylene is not classified for fatal aspiration hazard under EU—GHS, but Japan classifies xylene as Category 1 for systemic toxicity (single exposure) under GHS (H370). The available data suggests xylene also causes severe respiratory irritation after inhalation exposure (ToxServices, 2023).

Ecological toxicity

BTEX substances are all acutely toxic to aquatic life. BTEX substances each have a reported LC50 below 10 ppm in at least one aquatic species (ToxServices, 2018a, 2019b, 2019d, 2023). LC50 is the lethal concentration required to kill one half of exposed organisms.

In terms of chronic aquatic toxicity, BTEX substances all have reported no observable effect concentrations (NOECs) below or equal to 1 ppm (ToxServices, 2018a, 2019d, 2019b, 2023). NOEC is the highest concentration not shown or expected to cause effects in the organisms.

Environmental fate

Understanding the environmental impacts of chemicals includes assessing persistence, bioaccumulation, and known and potential breakdown products.

Benzene is volatile and degrades in the atmosphere through reaction with photochemically produced hydroxyl radicals, with a residence time on the order of hours to days (ToxServices, 2018a). In the atmosphere, benzene is thought to form several transformation products, including phenol, nitrobenzene, glyoxal, formaldehyde, maleic anhydride, formic acid, and isomers of nitrophenol and dinitrophenol (ATSDR, 2007b). Benzene is also found in surface water, groundwater, and is mobile in soil. In water, benzene is subject to indirect photolysis and biodegradation, and can form phenol, catechol, and hydroquinone. Benzene also undergoes biodegradation in soil under aerobic and anaerobic conditions and has been shown to form catechol. However, aerobic biodegradation in soil is inhibited at concentrations above 2 ppm (ATSDR, 2007b; ToxServices, 2018a).

Ethylbenzene degrades in the atmosphere through reaction with hydroxyl and nitrogen oxide radicals and forms ethylphenols, benzaldehyde, acetophenone, and nitroethylbenzene isomers. In water, sediment, and soil, ethylbenzene can form benzaldehyde and acetophenone through indirect photooxidation. Ethylbenzene can be biodegraded under aerobic conditions to form several compounds, including hydroxyphenyl acetic acids, ethylphenols, 3-ethylcatechol, styrene, and 1-phenyl-1,2-ethanediol (ATSDR, 2010a).

Toluene primarily reacts with hydroxyl radicals in the atmosphere to form cresol and benzaldehyde as intermediates, which further degrade to simple hydrocarbons (ATSDR, 2017). In water, sediment and soil, toluene can be degraded in both aerobic and anaerobic environments to form benzy succinic acid and benzyl fumaric acid, and complete mineralization is possible under favorable conditions (ATSDR, 2017).

The three isomers of xylene (o-xylene, m-xylene, and p-xylene) are expected to behave similarly in the environment (ATSDR, 2007c). Xylenes undergo rapid photooxidation in the atmosphere, primarily by reaction with hydroxyl radicals. Atmospheric degradation products for o-xylene include o-tolualdehyde, methylglyoxal, 4-nitro-o-xylene, and 2,3-dimethylphenol. o-Xylene is also reported to form formaldehyde, acetaldehyde, biacetyl nitrate, and peroxyacetyl nitrate. For m-xylene, degradation products include 2,6-dimethylphenol, 2,4-dimethylphenol, methylglyoxal, and m-tolualdehyde. For p-xylene, the degradation products are p-tolualdehyde

and 2,5-dimethylphenol. Xylenes in water, sediment, and soils are amenable to biodegradation, and various metabolites have been reported, including methylbenzyl- succinic acids, fumaric acids, toluic acids, phthalic acids, and benzoic acids (ATSDR, 2007c).

In general, BTEX substances are not characterized in hazard assessments as persistent in the environment. This is due to fugacity modeling that predicts they will partition primarily to water or soil when released as a component of wastewater and their degradation rates observed in biodegradability tests (ToxServices, 2018a, 2019b). A fugacity model is used to predict the behavior of a chemical in different compartments (i.e., air, water, sediment, or soil) to determine its expected environmental fate (Mackay et al., 1992). Benzene, ethylbenzene, and xylenes have all met the 10-day window in ready biodegradation tests. In BioWin modeling, Toluene has a predicted half-life of 15 days in water and 30 days in soil (ToxServices, 2018a, 2019d, 2019b, 2023). However, benzene, toluene, and ethylbenzene are all listed as persistent on the Domestic Substance List (DSL) under the Canadian Environmental Protection Act (CEPA) due to their expected half-lives in air.

BTEX have low to moderate bioaccumulation potential with the majority of measured or predicted bioconcentration factors reported as less than 100 (ATSDR, 2007c, 2007b, 2010a, 2017).

Referenced hazard assessments

The hazard assessments referenced in Table 23 are described in the [Technical Methods chapter](#) of this report. We reviewed each method for transparency and consistency in scoring methods and data requirements. Using hazard assessments allows us to apply a consistent, non-biased approach to evaluating chemicals across multiple endpoints and levels of data. In this report, hazard assessments allow us to identify known and potential hazards of chemicals within the priority chemical classes.

Benzene, toluene, ethylbenzene, and xylenes scored as Benchmark-1 chemicals in GreenScreen assessments, indicating they are hazardous and should be avoided (ToxServices, 2018a, 2019b, 2019d, 2023).

Benzene, toluene, ethylbenzene, and xylene scored as [Red] in verified Scivera assessments (Scivera, 2023o, 2023aj, 2023x, 2023ao).

- The GreenScreen® assessments for benzene (CAS: 74-43-2), toluene (CAS: 108-88-3), ethylbenzene (CAS: 100-41-4), and xylenes (CAS: 1330-20-7) are available from the [ToxServices database](#) (ToxServices, 2018a, 2019d, 2019b, 2023).
- The GreenScreen® assessment for o-xylene (CAS: 95-47-6) is available from the [Pharos website](#) (Rosenblum, 2015b).

Table 23. Known and potential hazards of BTEX substances.

Common name, associated CAS(s)	Known or potential hazards	Referenced hazard assessments	Relevant authoritative listings
Toluene, CAS RN: 108-88-3	Developmental toxicity†, endocrine activity‡, systemic toxicity (single dose)†, neurotoxicity (single and repeat dose)‡, skin irritation†, acute aquatic toxicity†, chronic aquatic toxicity†, persistence‡	GreenScreen BM-1	California Proposition 65 (Developmental toxicity); EU GHS —H336 (Sys. Tox. Sing. 3), H373 (Sys. Tox. Rep. 2), H315 (Skin Irr. 2), H304 (Fatal Aspiration Hazard Sys. Tox. Rep. 1), H361d (Repr. Tox. 2)
Xylenes, CAS RN: 1330-20-7	Developmental toxicity†, endocrine activity‡, acute toxicity‡, systemic toxicity (single dose)†, neurotoxicity (single dose)†, neurotoxicity (repeat dose)‡, eye irritation†, skin irritation†, acute aquatic toxicity†, chronic aquatic toxicity†	GreenScreen BM-1	EU GHS—H332 (Acute Tox. Inhalation 4), H312 (Acute Tox. Dermal 4), H315 (Skin Irr. 2);
O-xylene, CAS RN: 95-47-6	Reproductive toxicity‡, developmental toxicity†, endocrine activity‡, acute toxicity‡, systemic toxicity (single dose)‡, systemic toxicity (repeat dose)†, neurotoxicity (single and repeat dose)‡, skin irritation†, eye irritation‡, acute aquatic toxicity†, chronic aquatic toxicity‡	GreenScreen BM-1	EU GHS—H332 (Acute Tox. Inhalation 4), H312 (Acute Tox. Dermal 4), H315 (Skin Irr. 2);
Benzene, CAS RN: 71-43-2	Carcinogenicity†, mutagenicity†, reproductive toxicity†, developmental toxicity‡, endocrine activity‡, systemic toxicity (single and repeat dose)†, neurotoxicity (single dose)‡, neurotoxicity (repeat dose)†, skin irritation†, eye irritation†, acute aquatic toxicity†, chronic aquatic toxicity†	GreenScreen BM-1	California Proposition 65 List (carcinogen, male reproductive toxicity, developmental toxicity); EU GHS—H350 (Carc. 1A), H340 (Mut. 1B), H304 (Fatal Aspiration Hazard Sys. Tox. Rep. 1), H372 (Sys. Tox. Rep. 1), H315 (Skin Irr. 2), H319 (Eye Irr. 2)

Common name, associated CAS(s)	Known or potential hazards	Referenced hazard assessments	Relevant authoritative listings
Ethylbenzene, CAS RN: 100-41-4	Carcinogenicity†, developmental toxicity‡, endocrine activity‡, acute toxicity‡, systemic toxicity (single dose)†, systemic toxicity (repeat dose)‡, neurotoxicity (single and repeat dose)‡, skin irritation†, eye irritation‡, acute aquatic toxicity†, chronic aquatic toxicity†	GreenScreen BM-1	California Proposition 65 List (carcinogen); EU GHS—H332 (Acute Tox. Inhalation 4), H304 (Fatal Aspiration Hazard Sys. Tox. Rep. 1), H373 (Sys. Tox. Rep. 2)

† Endpoints scored as high or very high in referenced hazard assessments

‡ Endpoints scored as moderate in referenced hazard assessments

Potential exposures to people and the environment

Human exposure

People are exposed to BTEX compounds through inhalation of indoor air, outdoor air, and the air in other settings, such as vehicle interiors. BTEX chemicals can also be absorbed through the skin when they are present in the air or when people contact products that contain them. The presence of BTEX compounds in fuels and vehicle exhaust is a major source of outdoor air contamination that increases background human exposure levels. Urban areas are more heavily affected.

BTEX tend to co-occur in residential indoor air (Y. Li et al., 2019). Indoor air is likely the dominant exposure pathway to BTEX chemicals for most people. Indoor sources include consumer products such as adhesives, paint thinners, paints, and hobby products. Participation in arts and crafts hobbies can increase people's exposure to toluene, ethylbenzene, and the xylenes (Hinwood et al., 2007). BTEX present in outdoor air can enter buildings, contaminating indoor air (Health Effects Institute, 2005). Vapor intrusion can contribute to indoor air concentrations in buildings that are located over contaminated groundwaters or soils with limited aerobic degradation (EPA, 2015b). BTEX chemicals in the subsurface can generate vapors that enter through basements or foundation materials.

Ingestion is a less common route of exposure than inhalation. Drinking water can be an important source when BTEX compounds migrate from spills or leaking tanks to contaminate drinking water. In foods, a Canadian diet study found m-xylene in 151 out of 153 composite food samples (X. L. Cao et al., 2016), and an older FDA diet study reported ethylbenzene in some foods.

Children may be exposed through consumer products. For example, the Danish EPA found toluene in:

- 1 of 5 infant jackets
- 2 of 4 infant mittens
- 2 of 3 school erasers
- 1 or 4 pencil cases
- 6 of 6 tents
- 14 of 14 slimy toys
- 2 of 15 wooden toys

It was also reported in hobby adhesives (DEPA, n.d.). Toluene was identified as one of the top 10 chemicals used in consumer products and ethylbenzene one of the top ten chemicals used in children's products (Bolden et al., 2015).

BTEX compounds are rapidly absorbed by the body after inhalation, ingestion, or skin contact (ATSDR, 2007c, 2007b, 2010a, 2017). In biomonitoring data available through the National Health and Nutrition Examination Survey (NHANES), a nationally representative sample of people shows that BTEX compounds are present in a large fraction of the population. NHANES includes blood levels for people aged 12 and over and urinary metabolites for adults and children. Urinary biomarkers of BTEX and blood levels of toluene were reported up to 2016. Other BTEX compounds in blood were reported for the 2017 to 2018 cycle. In the most recent cycle of NHANES with available data, blood, and urinary metabolite levels of toluene and m-/p-xylenes indicated widespread exposure (CDC, 2022a). Benzene, ethylbenzene, and o-xylene in blood indicate somewhat less widespread exposure but were detected in 25% of the sampled population. NHANES does not assess exposure to BTEX chemicals in the blood of children under age 12. In published studies on specific populations, children had roughly comparable blood concentrations to those found in NHANES for adults, with some varying results across different studies (Jain, 2015; Sexton et al., 2005).

Groups who may have higher exposure to BTEX chemicals include:

- People with occupational exposure. Petroleum refining, chemical and rubber manufacturing, and occupations that involve contact with fuels or vehicle exhaust are examples of workplaces that have BTEX exposure. People in occupations where BTEX are used as degreasers, paint thinners, brush cleaners, adhesives, inks, and coatings are also potentially exposed. An analysis of blood levels of BTEX chemicals in NHANES study participants noted an association between construction occupations and higher levels of toluene, ethylbenzene, and xylenes (K. Zhang et al., 2023). Toluene was detectable in most personal and area air samples during brake-cleaning tasks (Fries et al., 2018). Nail salon technicians are exposed to toluene in nail products (Quach et al., 2011). Salon workers may be less likely to benefit from personal protective equipment or workplace

industrial hygiene practices than workers in large industrial facilities where occupational health standards are routinely enforced (Huynh et al., 2019).

- People with natural gas appliances in their residence (Lebel et al., 2022). An estimated 24% of Washington homes have a natural gas cooking appliance (EIA, 2020).
- People who live adjacent to or work at gas stations or former gas stations (ATSDR, 2007b, 2007c, 2010a, 2017). Spills or fuel leaks release BTEX to the air and to soil, where the chemicals can volatilize to air or migrate into groundwater. There are over 7000 leaking underground fuel storage tanks in Washington. Of these, 227 are awaiting or in progress toward clean up (Ecology, 2009).
- People who live near refineries, large fuel transfer operations, heavily trafficked roadways, or hazardous waste sites may have elevated background exposure to BTEX chemicals that are emitted from these sources (ATSDR, 2007c, 2007b, 2010a, 2017).

Environmental exposure

BTEX are components of fossil fuel extraction that are captured and used in industrial products, as fuel additives, and in production of many consumer products. BTEX are released to the environment through fuel combustion, releases from fuel handling, and because of their use as solvents. The majority of BTEX release to outdoor air is through fuel combustion. BTEX can also volatilize from consumer products and contaminate both indoor air and outdoor air during manufacture, use, and disposal of products, contributing to environmental release (Bolden et al., 2015).

BTEX in the environment can be found in water, air, and soil. The three most important sources of BTEX in natural waters are sewage discharge, oil leaks, and water transport. BTEX levels in the environment are often associated with industrial activities (B. Yu et al., 2022).

A 2006 survey conducted by the National Water-Quality Assessment Program summarized analyses of approximately 3500 water samples collected nationally and measured for volatile organic compounds, including BTEX (USGS, 2006a). The survey reported toluene was found in 1.9% of aquifer samples above an assessment level of 0.2 ug/L and 9.9 percent of samples above 0.02 ug/L. Benzene was detected in 1.7%, ethylbenzene in 0.47%, and xylene (mixed and individual isomers combined) in 1.3% of samples above 0.02 ug/L. The survey noted that toluene was among the top five most frequently detected volatile organic compounds detected in the nation's aquifers sampled in the survey.

Over the years, sampling of groundwater monitoring wells in Washington has found levels of BTEX that exceed Model Toxics Control Act (MTCA) cleanup levels near known releases, mostly associated with petroleum contamination (Ecology, 2002, 2009, 2016b, 2017a, 2020, 2021c, 2021a). At the time of writing, benzene is associated with 1843 confirmed or suspected contaminated sites in Washington state. There are also 1720 sites listed that require no further action (Ecology, n.d.-b).

During Washington state air quality monitoring, the Puget Sound Clean Air Agency measured BTEX in ambient air. Benzene, toluene, and a combined measure of ethylbenzene and xylene were studied at sites in Tacoma and Seattle from 2008 to 2009 (Puget Sound Clean Air Agency and the University of Washington, 2010). In the study, the average concentration of benzene measured exceeded the health screening value and was the second largest contributor to increased potential cancer risk of the more than 100 air toxics studied (excluding diesel exhaust and wood smoke particulate) (Puget Sound Clean Air Agency and the University of Washington, 2010).

A 2018 study of ambient air in Seattle’s Chinatown-International District found that, of the air toxics measured, benzene was the second highest contributor to potential cancer risk (excluding diesel exhaust particulate) (Puget Sound Clean Air Agency, 2018). The Southwest Clean Air Agency monitored ambient air in Longview, Washington, and Washington State University’s Laboratory for Atmospheric Research monitored ambient air in Spokane, Washington. Both measured BTEX in ambient air and found levels of benzene that exceed the health screening value (Southwest Clean Air Agency, 2007a; Washington State University Laboratory for Atmospheric Research & RJ Lee Group Inc. Center for Laboratory Sciences, 2007).

BTEX releases have also been reported in the EPA Toxics Release Inventory (TRI) for Washington State from 2012 to 2021 (EPA, n.d.-f). The TRI summarizes releases of toxic chemicals from industrial facilities to air, water, and land. Between 2012 and 2021, releases of 16 million pounds of BTEX substances have been reported in Washington State (Table 24).

Table 24. Total BTEX releases reported in the Toxics Release Inventory from 2012 to 2021.

Chemical	Releases (lbs)
Toluene	10,017,500
Xylene (as mixed isomers)	5,575,220
Benzene	370,037
Ethylbenzene	323,372
m-Xylene	7,320
p-Xylene	4,112
o-Xylene	3,482

Potential for cumulative and aggregate effects

Exposure to chemicals can result in aggregate effects and cumulative effects. Aggregate effects can occur when people or other organisms are exposed to a single chemical from multiple routes, pathways, and sources (e.g., house dust, drinking water, air, and food). Cumulative effects can occur when people or other organisms are exposed to multiple chemicals simultaneously. These cumulative exposures may come from multiple exposure routes, pathways, and sources or just a single source.

Potential for aggregate effects

Aggregate exposure is possible for all BTEX compounds, since exposure can potentially occur through inhalation of outdoor air; indoor air in workplaces, homes, schools, and transit vehicles; dermal contact with BTEX-containing products; and ingestion of foods and water. Once released to the environment, BTEX are commonly detected in air, water, and soil. Biomonitoring of human blood or urine provides quantitative information about aggregate exposure over the short term and the potential for effects due to aggregate exposure in people. While biomonitoring data on wildlife is less common, the presence of BTEX substances in soil, air, and water suggests that there is the potential for aggregate exposures.

We concluded that there is the potential for aggregate effects because people and wildlife are exposed to BTEX substances from multiple sources. These exposures add up and can contribute to biological impacts.

Potential for cumulative effects

Cumulative effects occur when people and wildlife are coexposed to chemicals that can have adverse effects on the same health endpoints, tissues, or biological pathways in the body. For BTEX, there is potential for cumulative impacts. For example, nail salon workers are exposed to toluene in the context of exposure to multiple volatile organic compounds (VOCs) (Quach et al., 2011). At relatively high exposure levels, BTEX and other substances, such as non-BTEX solvents, affect the central nervous system. Combined exposure to BTEX is expected to increase the potential for neurotoxicity compared with effects of exposure to chemicals individually (ATSDR, 2004b). Mixture effects have been seen in laboratory rodents. In rats exposed to environmentally relevant mixtures of BTEX, subtle locomotor changes were seen (Davidson et al., 2022). Cumulative exposure to other neurotoxicants present in indoor or outdoor environments could heighten the concern.

In rodent studies, ethylbenzene, toluene, and xylenes have all been associated with some damage to the inner ear. A recent analysis of NHANES data found that solvent exposure, particularly benzene, toluene, and ethylbenzene, was significantly associated with increased odds of hearing loss in people (Staudt et al., 2019). Other solvents can impact hearing too, raising the possibility of cumulative effects with chemicals beyond BTEX.

A study of occupational exposure hazards reported that the odds of non-Hodgkins lymphoma was increased with exposure to benzene, toluene, and xylene (Miligi et al., 2006). Workers who were exposed to all three compounds had higher odds of disease compared to exposure to any of the three alone.

In the environment, wildlife, including sensitive species, are coexposed to BTEX and other chemicals that can impact similar pathways. Multiple BTEX substances are associated with aquatic toxicity and endocrine disruption in wildlife. BTEX have been detected in air samples, along with other volatile organic compounds (A. J. Li et al., 2021). Urban waters are frequently

contaminated with endocrine disrupting chemicals (Conn et al., 2020; D. A. M. da Silva et al., 2013).

We concluded that there is the potential for cumulative effects because people and wildlife are exposed to BTEX substances in addition to other chemicals that can impact similar biological systems.

Potential to contribute adverse impacts

In sensitive populations

When people are exposed to chemicals with known or suspected toxicities, there is the potential for adverse impacts. The impacts may be greater when people are also exposed to other environmental contaminants that impact the same biological systems. People, including sensitive populations, are exposed to BTEX. Exposure to BTEX substances is associated with carcinogenicity, reproductive and developmental toxicity, neurotoxicity, and systemic toxicity. Therefore, BTEX substances have the potential to contribute to adverse impacts in humans, including sensitive populations such as the elderly, workers, people of childbearing age, developing fetuses, and children.

People are widely exposed to BTEX substances. Exposure is likely to be concurrent for a significant portion of the population, due to environmental presence in ambient air. BTEX substances are variously associated with carcinogenicity, reproductive toxicity, and effects on the bone marrow, inner ear, and central nervous system. Large worker populations are exposed to some of these chemicals, which has produced a substantial number of studies in humans. Considering the patterns of exposure, the health effects associated with the chemicals individually, and the potential for cumulative effects, BTEX has the potential to contribute to adverse impacts on human health. Populations of concern include people with occupational exposure and pregnant people, and people with higher background exposures from air and drinking water that can cumulate when they are exposed from consumer product sources.

Benzene causes cancers and other serious adverse effects in the blood and bone marrow, including acute myelogenous leukemia, myelodysplastic syndrome, and aplastic anemia in highly exposed workers. People who have elevated background exposure to BTEX, through air or drinking water contamination, may be vulnerable to cancer and hematological toxicity if they have additional exposure from occupational or consumer sources (Bulka et al., 2013). As summarized above (Environmental Monitoring Data), benzene levels in ambient air exceed health screening levels that are set to protect against cancer.

Exposed workers are one sensitive population that can potentially experience adverse impacts from BTEX substances. Key examples are discussed below.

- Occupational exposure to solvents including BTEX substances has been linked to hearing loss in workers (Staudt et al., 2019).

- Exposed workers may be disproportionately in low-income jobs, such as auto shop workers and nail salon technicians. Further, nail salon workers are disproportionately Asian American women (ULCA Labor Center, 2018).
- Solvents affect the central nervous system and are associated with neurologic and neurobehavioral effects (Kishi et al., 1994). Impaired color vision has been seen in toluene-exposed workers in multiple studies (Campagna et al., 2001; Cavalleri et al., 2000). While some neurological effects are associated with higher exposure levels, effects on color vision can occur at levels close to occupational exposure limits. The potential for cumulative exposures to BTEX and over 200 other neurotoxicants raises concern (Grandjean & Landrigan, 2014).
- Pregnant people are a sensitive population of concern for BTEX exposure, due to developmental toxicants in the class. Coexposure to ethanol with BTEX is a concern for cumulative impacts of solvents on the developing fetus. Toluene is considered a developmental neurotoxicant along with other environmental chemicals (Grandjean & Landrigan, 2014).

In sensitive species

When chemicals are released into the environment, they have the potential to expose sensitive species, such as forage fish, salmon, or orcas. If these chemicals have aquatic toxicity, reproductive or developmental toxicity, systemic toxicity, or endocrine disruption, there is potential to contribute to adverse impacts in sensitive populations. BTEX substances are found in the environment and have the potential to harm wildlife, including sensitive species.

Most of the available data on the impact of BTEX substances in wildlife comes from studies exploring impacts and potential impacts of oil spills and oil contamination. These studies support the conclusion that BTEX substances can contribute to adverse impacts in sensitive species, particularly salmon.

- Exposure to benzene was associated with decreased respiration in chinook salmon and striped bass (Brocksen & Bailey, 1973).
- Salmon may have increased sensitivity to benzene exposure during out-migration because of the added stress of entering seawater and the necessary physiological changes during this transition (Moles et al., 1979).
- Salmon may also be particularly vulnerable to the impacts of BTEX substances early in development. Multiple studies have found that earlier exposure to oil contamination (including, but not limited to, BTEX substances) is associated with lifelong impacts that can impair salmon survival (Bérubé et al., 2023; F. Lin et al., 2022; Perugini et al., 2022).

Chapter 6: Technical Support for Formaldehyde and Formaldehyde Releasers

Chapter overview

Formaldehyde and formaldehyde releasers often act as preservatives in products but also serve other functions, such as providing wrinkle resistance or acting as cross-linkers. Formaldehyde is used as a preservative due to its antimicrobial and antifungal activity. Formaldehyde releasers added to products can slowly release formaldehyde over time, to preserve ingredients and extend shelf life of products. Formaldehyde is also used as a feedstock for resin production (e.g., Formaldehyde is used to create resins based on urea, phenol, and melamine.) Resins formed through reactions with formaldehyde may also act as formaldehyde releasers.

Formaldehyde is a carcinogen and sensitizing agent. It is associated with allergic reactions and asthma, particularly in occupational settings. People and wildlife, including sensitive species and populations, are exposed to formaldehyde. It is a high production volume chemical, according to EPA. From 2008 to 2009, Puget Sound Clean Air Agency monitored air quality in Washington state and found formaldehyde was the fourth largest contributor to increased potential cancer risk at sites in Tacoma and Seattle (excluding diesel exhaust and wood smoke particulate).

Formaldehyde and formaldehyde releasers were selected for this round of priority chemicals under Safer Products for Washington because formaldehyde is a carcinogen and sensitizer with prevalent exposure in people and the environment. Formaldehyde may be associated with disproportionate exposures, particularly when it is used in cosmetic products marketed toward women of color. Multiple studies have found that women of color may be more likely to use products such as hair relaxers and straighteners that can contain formaldehyde and formaldehyde releasers. Formaldehyde exposure can also be associated with occupations, such as salon workers. Reducing sources and uses of formaldehyde and formaldehyde releasers can reduce disproportionate exposures to a known human carcinogen and sensitizer.

Formaldehyde and formaldehyde releasers meet the high priority chemical criteria because at least one member of the class is:

1. A high priority chemical of high concern to children identified by Ecology under [Chapter 70A.430 RCW](#).⁸²
2. Regulated in numerous relevant consumer products.
3. Considered a hazardous substance in Washington.
4. A concern for sensitive species and populations.

⁸² <https://app.leg.wa.gov/rcw/default.aspx?cite=70A.430>

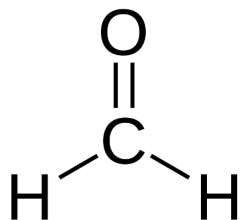
Rationale and references are described below.

Scope of priority chemical class

This chemical class includes formaldehyde and chemicals or materials that may form formaldehyde. Formaldehyde is a simple, naturally occurring small molecule with the chemical formula CH₂O (Figure 6). In aqueous solutions, formaldehyde undergoes a rapid hydration reaction to form methylene glycol. The formation of methylene glycol is favored in aqueous solutions at room temperature and neutral pH, but the reaction is reversible. The equilibrium can be shifted depending on several factors, including increases in temperature, lower pH, and the presence of other chemicals in solution. Methylene glycol can also polymerize in solution to form small polymethylene glycols and paraformaldehyde. Aqueous solutions of formaldehyde in equilibrium with methylene glycol and small polymethylene glycols can be stabilized by the presence of methanol to reduce formation of paraformaldehyde. These solutions are generally 37% formaldehyde and methylene glycol by weight and are referred to as formalin (Boyer et al., 2013).

Some chemicals undergo hydrolysis to release formaldehyde as a degradation product. Table 27 contains some examples of chemicals that release formaldehyde and have been associated with hazards to human health. The rate and amount of formaldehyde release through hydrolysis can vary depending on temperature, pH, the amount of water present, and the reaction stoichiometry with respect to the parent molecule.

Figure 6. Molecular structure of formaldehyde.



Rationale for class approach

Formaldehyde and formaldehyde releasers are being considered as one class because they share common breakdown products. Formaldehyde releasers are chemicals that form formaldehyde over time. The formaldehyde can be found in consumer products and can contribute to exposure. Formaldehyde and formaldehyde releasers often serve similar functions, therefore replacing formaldehyde with a formaldehyde releaser would be a regrettable substitution.

Meeting the Statutory Requirements

The statute requires that priority chemicals or chemical classes meet specific criteria. Priority chemical classes must meet at least one of the criteria described in [RCW 70A.350.020](#)⁸³ and listed below.

- A member of the chemical class has been identified by Ecology as a chemical of concern, specifically:
 - A chemical of high concern to children under Chapter 70A.430 RCW or
 - Persistent, bioaccumulative, and toxic chemical under [Chapter 70A.300 RCW](#).⁸⁴
- A member of the chemical class is regulated in relevant consumer product statutes in Washington.
- A member of the chemical class is a hazardous substance under Chapter 70A.300 RCW or [Chapter 70A.305](#).⁸⁵
- Members of the chemical class are a concern for sensitive populations and sensitive species.

Formaldehyde and formaldehyde releasers meet at least one of the criteria to be considered priority chemicals. Each of the criteria are discussed below.

Chemicals of concern by Ecology

Chemical classes with members that are chemicals of high concern to children (CHCC) identified under 70A.430 RCW meet the criteria for designation as priority chemical class under RCW 70A.350.020(1)(a). Ecology identifies chemicals of high concern to children based on their hazards and exposure potential in WAC 173-334. Formaldehyde is in WAC 173-334 (Table 25). The CHCC rationale is summarized from the Rationale for Reporting List of Chemicals of High Concern to Children 2011 to 2017 (Ecology, 2021b).

⁸³ <https://app.leg.wa.gov/rcw/default.aspx?cite=70A.350.020>

⁸⁴ <https://app.leg.wa.gov/rcw/default.aspx?cite=70A.300>

⁸⁵ <https://app.leg.wa.gov/rcw/default.aspx?cite=70A.305>

Table 25. Formaldehyde and formaldehyde releasers that are chemicals of high concern to children.

Chemical	CAS RN	CHCC Rationale Summary
Formaldehyde	50-00-0	Formaldehyde is classified as a carcinogen by several authoritative sources (EPA, 1991b; IARC, 2006; NTP, 2005; OEHHA, 2010b). Formaldehyde has been detected in a wide range of children’s products, including feeding pillows, nursing pillows, glitter glues, infant mittens, infant jackets, disposable diapers, bed linens, children’s tents, and glue sticks (DEPA, n.d.).

Chemical classes with members identified as persistent bioaccumulative toxic substances (PBTs) under RCW 70A.300 meet the criteria for designation as a priority chemical class under RCW 70A.350.020(1)(b). Ecology identifies chemicals that are persistent, bioaccumulative, and toxic under [WAC 173-333-310](#).⁸⁶ Formaldehyde and formaldehyde releasers are not considered persistent, bioaccumulative, and toxic substances (PBTs) under WAC 173-333-310.

Regulations in consumer products under relevant statutes

Chemical classes with members regulated in consumer products under chapter 70A.430, [70A.405](#),⁸⁷ [70A.222](#),⁸⁸ [70A.335](#),⁸⁹ [70A.230](#),⁹⁰ or [70A.400 RCW](#)⁹¹ meet the criteria for designation as a priority chemical class under RCW 70A.350.020.(2)(a). Formaldehyde and formaldehyde releasers are not regulated by relevant consumer product statutes in Washington.

Hazardous substances in Washington

Under Chapter 70A.350 RCW, chemical classes with members that are hazardous substances under Chapter 70A.300 (Hazardous Substances Waste Management Act) or Chapter 70A.305 RCW (Model Toxics Control Act) can be considered priority chemicals under chapter 70A.350

⁸⁶ <https://app.leg.wa.gov/wac/default.aspx?cite=173-333-310>

⁸⁷ <https://apps.leg.wa.gov/rcw/default.aspx?cite=70A.405>

⁸⁸ <https://app.leg.wa.gov/rcw/default.aspx?cite=70A.222>

⁸⁹ <https://app.leg.wa.gov/rcw/default.aspx?cite=70A.335>

⁹⁰ <https://app.leg.wa.gov/rcw/default.aspx?cite=70A.230>

⁹¹ 70A.400 RCW <https://app.leg.wa.gov/rcw/default.aspx?cite=70A.400>

RCW. Formaldehyde is considered a hazardous substance under these and therefore meets the criteria for designation as a priority chemical class under Chapter 70A.350 RCW.

Hazardous substances are defined in RCW 70A.300.010 to include any material that exhibits any of the characteristics of dangerous wastes identified under WAC 173-303.92 Formaldehyde meets the toxicity criteria for book designation under WAC 173-303-100. The WAC 173-303-100 criteria considers the lethal concentration in fish, rats, and rabbits. Table 26 shows available data for formaldehyde. Formaldehyde has an LC50 in fish between 1 and less than 10 mg/L, which corresponds to the toxic category C. A mixture that is 100% formaldehyde would be assigned the dangerous waste number WT02 and designated as dangerous waste. References for LC50s can be found in the Hazards of the priority chemical class section of this chapter.

Table 26. Relevant LC50s used in determining whether formaldehyde may be considered dangerous wastes under WAC 173-303-100.

Chemical	Fish LC50 (mg/L)	Oral Rat LC50 (mg/kg)	Inhalation Rat LC50 (mg/L)	Dermal Rabbit LC50 (mg/kg)
Formaldehyde	6.7 mg/L (Morone saxatilis, fish)	640 mg/kg (rats)	< 0.57 mg/L (4hr, rats)	270 mg/kg (rabbit)

Under RCW 70A.305, substances listed under [section 101\(14\)](#) of the federal cleanup law, 42 U.S.C. Sec. 9601(14) Comprehensive Environmental Response, Compensation, and Liability Act (CERCLA), are also hazardous substances. Formaldehyde is listed as hazardous substances under the federal cleanup law, therefore it is considered a hazardous substance for the purposes of implementation of RCW 70A.350.

Chemicals in the class are a concern for sensitive populations and species

We found that formaldehyde and formaldehyde releasers are a concern for sensitive populations and sensitive species after assessing available data to consider the following factors:

- (a) A chemical's or members of a class of chemicals' hazard traits or environmental or toxicological endpoints
- (b) A chemical's or members of a class of chemicals' aggregate effects
- (c) A chemical's or members of a class of chemicals' cumulative effects with other chemicals with the same or similar hazard traits or environmental or toxicological endpoints

⁹² <https://app.leg.wa.gov/wac/default.aspx?cite=173-303>

- (d) A chemical's or members of a class of chemicals' environmental fate
- (e) The potential for a chemical or members of a class of chemicals to degrade, form reaction products, or metabolize into another chemical or a chemical that exhibits one or more hazard traits or environmental or toxicological endpoints, or both
- (f) The potential for the chemical or class of chemicals to contribute to or cause adverse health or environmental impacts
- (g) The chemical's or class of chemicals' potential impact on sensitive populations, sensitive species, or environmentally sensitive habitats
- (h) Potential exposures to the chemical or members of a class of chemicals based on:
 - (i) Reliable information regarding potential exposures to the chemical or members of a class of chemicals
 - (ii) Reliable information demonstrating occurrence, or potential occurrence, of multiple exposures to the chemical or members of a class of chemicals

We concluded that formaldehyde and formaldehyde releasers are a concern for sensitive species and populations because of their hazards and the potential for sensitive species and populations to be exposed. Formaldehyde releasers used in consumer products release formaldehyde over time. Formaldehyde is a known human carcinogen and sensitizing agent. It is associated with allergic reactions and asthma, particularly in occupational settings. People and wildlife, including sensitive species and populations, are exposed to formaldehyde. According to EPA, it is a high production volume chemical. The Puget Sound Clean Air Agency monitored Washington state air quality from 2008 to 2009 and found formaldehyde was the fourth largest contributor to increased potential cancer risk at sites in Tacoma and Seattle (excluding diesel exhaust and wood smoke particulate).

Formaldehyde may be associated with disproportionate exposures, particularly when it is used in cosmetic products marketed toward women of color. Multiple studies have found that women of color may be more likely to use products such as hair relaxers and straighteners that can contain formaldehyde and formaldehyde releasers. Formaldehyde exposure can also be associated with occupations, such as glutaraldehyde exposure in health care workers. Reducing sources and uses of formaldehyde and formaldehyde releasers can reduce disproportionate exposures and protect sensitive populations.

The sections below describe our evaluation of this criteria and support our conclusion.

Hazards of priority chemical class

We evaluated data-rich chemicals within the class for hazards, including environmental and human health toxicological endpoints, and environmental fate, transport, and potential

breakdown products. To identify these hazards, we used similar methods to those found in our [2022 Regulatory Determinations Report to the Legislature](#) (Ecology, 2022).⁹³

Hazard endpoints of concern are discussed below. Table 27 contains a more comprehensive list of potential hazards of formaldehyde and formaldehyde releasers. We identified hazard endpoints of concern if at least one member of the chemical class is either included on authoritative lists or scored as high or very high in hazard assessments. In some cases, we supplemented these endpoints with specific concerns that may be relevant to sensitive populations.

The hazards of this chemical class are primarily based on those of formaldehyde. Other chemicals in the class may also have additional inherent hazards, but the potential for those chemicals to release formaldehyde is the underlying hazard trait that unifies this chemical class. As such, we have focused on hazards of formaldehyde in this section. Formaldehyde is a known carcinogen, and there is evidence it is mutagenic. Formaldehyde is also associated with an increased risk of developing asthma and asthma symptoms. This is relevant when considering potential impacts to sensitive populations. There is some data suggesting formaldehyde may affect development and the endocrine system as well, but evidence is limited (ToxServices, 2019c).

Carcinogenicity and mutagenicity

Formaldehyde is classified or listed as carcinogenic by many authoritative organizations, including the EPA, CDC, National Toxicology Program (NTP), and International Agency for Research on Cancer (IARC) (Table 27). IARC concluded that there is sufficient evidence in animals and humans that formaldehyde is a human carcinogen. They note that exposure in humans is associated with nasopharyngeal cancer, leukemia, and sinonasal cancer (IARC, 2012). The NTP also concluded formaldehyde is a known human carcinogen and noted that there are likely several modes of action by which formaldehyde causes cancer (NTP, 2021).

There is evidence that formaldehyde is genotoxic and that this contributes to the carcinogenicity of formaldehyde in humans. Tests of various genetic endpoints in bacteria, yeast, fungi, plants, insects, nematodes, and cultured mammalian cells show that formaldehyde is genotoxic. It also has been shown to cause various types of DNA damage, inhibit DNA repair, and cause gene mutations in mammalian cells (NTP, 2021). Formaldehyde is classified as a Category 2 Mutagen by ECHA (ECHA, 2023).

Asthmagenicity

Asthmagens are substances that can cause asthma in exposed people. A meta-analysis of the literature concluded, “there was ‘sufficient’ evidence supporting an association between childhood and adult exposures to formaldehyde with asthma diagnosis and symptoms” (Lam et al., 2021). The authors estimated the effect as an 8% increase in children’s asthma per 10-fold

⁹³ <https://apps.ecology.wa.gov/publications/SummaryPages/2204018.html>

increase in formaldehyde exposure. This is consistent with another systemic review and meta-analysis, which also reported a significant association between indoor formaldehyde exposure and increased risk of asthma in children for both low ($\leq 22.5 \text{ ug/m}^3$) and high exposures ($> 22.5 \text{ ug/m}^3$) (L. Yu et al., 2020). The study reported that high exposure ($> 22.5 \text{ ug/m}^3$) was also associated with increased risk of asthma in adults. The authors suggest measures should be taken to reduce indoor formaldehyde concentrations to protect children from asthma.

The Association of Occupational and Environmental Clinics lists formaldehyde as a generally accepted asthmagen, and the Occupational Health and Safety Administration notes that formaldehyde can produce symptoms of bronchial asthma in humans and that formaldehyde is highly irritating to the upper airways (ToxServices, 2019c).

Ecological toxicity

Formaldehyde is acutely toxic to aquatic organisms, including species of fish, invertebrates, and algae. The lowest LC50, or highest toxicity, observed is reported in aquatic invertebrates at 0.46 mg/L (*Cypridopsis sp.*). The lowest LC50 value reported in fish is 6.7 mg/L in striped bass (*Morone saxatilis*). A half maximal effective concentration (EC50) of 3.48 mg/L was reported in green algae (*Desmodesmus subspicatus*) (ToxServices, 2019c). LC50 is the lethal concentration required to kill half of exposed organisms. The EC50 is the concentration required to achieve half the maximal effect (i.e., reduced biomass) for the organism.

Formaldehyde also displays chronic toxicity in aquatic organisms, with the lowest no observed effect concentration (NOEC) reported as 1 mg/L in a species of water flea (*Ceriodaphnia dubia*) (ToxServices, 2019c). NOEC is the highest concentration not shown or expected to cause effects in the organism.

Environmental fate

Understanding the environmental impacts of chemicals includes assessing persistence, bioaccumulation, and known and potential breakdown products.

Formaldehyde is not persistent in the environment. Fugacity modeling predicts soil is the dominant environmental compartment for formaldehyde, and both modeling and degradation studies have concluded formaldehyde is readily biodegradable (ToxServices, 2019c). A fugacity model is used to predict the behavior of a chemical in different compartments (i.e., air, water, sediment, or soil) to determine its expected environmental fate (Mackay et al., 1992).

Formaldehyde does not bioaccumulate, and studies have reported bioconcentration factor values of less than one for formaldehyde in fish and invertebrates (ToxServices, 2019c).

Referenced hazard assessments

The hazard assessments referenced in Table 27 are described in the [Technical Methods chapter](#) of this report. We reviewed each method for transparency and consistency in scoring methods and data requirements (Ecology, 2022). Using hazard assessments allows us to apply a

consistent, non-biased approach to evaluating chemicals across multiple endpoints and levels of data. In this report, hazard assessments allow us to identify known and potential hazards of chemicals within the priority chemical classes.

- The GreenScreen® assessments for formaldehyde (CAS: 50-00-0), DMDM Hydantoin (CAS: 6440-58-0), and benzylhemiformal (CAS: 14548-60-8) are available from the [ToxServices database](#) (ToxServices, 2015a, 2019c, 2020).
- The GreenScreen® assessment for methenamine (CAS: 100-97-0) is available from the [Pharos website](#) (ToxServices, 2014).
- The Scivera Globally Harmonized System (GHS)+ assessments referenced in Table 27 are available in the [Scivera database](#) (Scivera, 2023z, 2023d, 2023ae, 2023q, 2023p, 2023y).

Table 27. Example formaldehyde and formaldehyde releases and known or potential hazards.

Common name, associated CAS(s)	Known or potential hazards	Referenced hazard assessments	Relevant authoritative listings
Formaldehyde, CAS RN: 50-00-0	Carcinogenicity [†] , mutagenicity [‡] , developmental toxicity [‡] , acute toxicity [†] , systemic toxicity (single and repeat dose) [†] , neurotoxicity (single and repeat dose) [†] , skin sensitization [‡] , respiratory sensitization [†] , skin and eye irritation [†] , acute aquatic toxicity [†] , chronic aquatic toxicity [†]	GreenScreen BM-1, Scivera [Red]	CA Prop. 65—Carcinogen, EU GHS—(Mut. Cat. 2), H311 (Acute Tox. Cat. 3), H314 (Skin & Eye Irr. Cat. 1), MAK—Sensitizing Substance Sh—danger of skin sensitization
DMDM Hydantoin, CAS RN: 6440-58-0	Carcinogenicity [†] , mutagenicity [‡] , systemic toxicity (single dose), skin and respiratory sensitization [‡] , acute aquatic toxicity [†] , chronic aquatic toxicity [‡]	GreenScreen BM-1 _{TP} , Scivera [Red]	NA

Common name, associated CAS(s)	Known or potential hazards	Referenced hazard assessments	Relevant authoritative listings
N,N'-methylenebismorpholine (MBM), CAS RN: 5625-90-1	Carcinogenicity†, mutagenicity‡, reproductive toxicity‡, developmental toxicity‡, acute toxicity†, systemic toxicity (repeat dose) †, dermal sensitization†, skin and eye irritation†	GreenScreen LT-1, Scivera [Red]	EU CMR (Carc. Cat. 1B), EU—GHS H341 (Mut. Cat. 2), H302 (Acute Tox. 4), H373 (Sys. tox.—repeat Cat. 2), H314 (Skin irritation Cat. 1), H318 (Eye irritation Cat. 1), MAK—Sensitizing Substance Sh—danger of skin sensitization
Methenamine, CAS RN: 100-97-0	Systemic toxicity (repeat dose)†, respiratory sensitization†	GreenScreen BM-1 _{TP}	H317 (Skin sensitization Cat. 1)
Bronopol, CAS RN: 52-51-7	Reproductive toxicity‡, developmental toxicity‡, endocrine activity‡, acute toxicity†, systemic toxicity‡, dermal sensitization†, dermal and eye irritation†, persistence†, acute aquatic toxicity†, chronic aquatic toxicity†	Scivera [Red]	EU—GHS H302 (Acute Tox. 4), H335 (Sys. Tox. Single Exp. Resp. 3), H315 (Skin Irr. 2), H318 (Eye Irr. 1), H400 (Acute Aq. Tox. 1), MAK—Sensitizing Substance Sh—danger of skin sensitization
Benzylhemiformal (BMF), CAS RN: 14548-60-8	Carcinogenicity†, mutagenicity‡, acute toxicity‡, systemic toxicity (single dose) †, neurotoxicity (single and repeat dose) ‡, skin and respiratory sensitization‡, skin and eye irritation†, acute aquatic toxicity‡, chronic aquatic toxicity‡	GreenScreen BM-1, Scivera [Red]	MAK—Sensitizing Substance Sh—danger of skin sensitization

Common name, associated CAS(s)	Known or potential hazards	Referenced hazard assessments	Relevant authoritative listings
(Ethylenedioxy)dimethanol (EDDM), CAS RN: 3586-55-8	Carcinogenicity†, mutagenicity‡, reproductive toxicity‡, endocrine activity‡, developmental toxicity†, acute toxicity‡, systemic toxicity (repeat dose)‡, neurotoxicity (single and repeat dose)‡, acute aquatic toxicity†, chronic aquatic toxicity‡	GreenScreen BM-1, Scivera [Red]	NA
Sodium hydroxymethylglycinate, CAS RN: 70161-44-3	NA	GreenScreen LT-1	EU—GHS H350 (Carc. 1B), H341 (Mut. 2), H332 and H302 (Acute Tox. 4), H335 (Sys. Tox. Single Exp. Resp. 3), H315 (Skin Irr. 2), H319 (Eye Irr. 2), H317 (Skin Sens. 1)
Quaternium-15, CAS RN: 4080-31-3	NA	LT-P1	MAK (Skin Sens.)
Quaternium-15 (cis-form), CAS RN: 51229-78-8	NA	LT-P1	EU—GHS H361d (Repr. 2), H302 (Acute Tox. 4), H315 (Skin Irr. 2), H317 (Skin Sens. 1), H411 (Chron. Aq. Tox. 2)
Oxazolidine E, CAS RN: 7747-35-5	NA	LT-P1	NA
Diazolidinyl urea, CAS RN: 78491-02-8	NA	LT-P1	NA

† Endpoints scored as high or very high in referenced hazard assessments

‡ Endpoints scored as moderate in referenced hazard assessments

Potential exposures to people and the environment

Human exposure

People are exposed to formaldehyde primarily through inhalation. Formaldehyde is a ubiquitous pollutant of indoor and outdoor air. Outdoor sources include industrial emissions, combustion emissions from vehicles and wildfires, and oxidation of hydrocarbons in the atmosphere. Emissions of formaldehyde indoors come from sources that include a range of products, such as building materials, glues, textiles, and a wide assortment of personal care products and cosmetics. Exposure studies in Finland found that adults' exposure is best predicted by indoor residential air concentrations, with contributions from outdoor and

workplace air (J. Jurvelin et al., 2001). People can also be exposed to formaldehyde in drinking water and from dermal exposure to the liquid (ATSDR, 2010b). It is important to note that formaldehyde is also formed naturally in the body, from oxidative metabolism (Swenberg et al., 2011).

Some potentially elevated exposure scenarios involving consumer products include people with occupational exposure and consumers who are exposed to formaldehyde and formaldehyde releasing chemicals in personal microenvironments. Both consumers and workers may be exposed to formaldehyde in products at hair and nail salons (OSHA, 2023b). Product usage surveys found Black women are more likely to use hair straighteners, which often contain formaldehyde, than White women (Dodson et al., 2021; Ecology, 2023). Workers in medical laboratories and death care workers responsible for embalming have workplace exposure (ATSDR, 2010b; OSHA, 2023a).

People are also exposed to formaldehyde in resins and adhesives in building materials. There are concerns about people's exposure to formaldehyde in trailers and mobile homes supplied by the Federal Emergency Management Association (FEMA), particularly in temporary housing supplied after hurricane Katrina. CDC measured the levels of formaldehyde inside a selection of trailers and found the levels were higher than usually found in homes, and some levels were high enough to affect human health (ATSDR, 2008; Murphy et al., 2013). EPA's 2016 standard for formaldehyde in composite wood products has made progress toward reducing this exposure.

Groups who may have higher exposure to formaldehyde include:

- People who live, work, or study in mobile homes or similar temporary structures.
- Black women exposed via personal care products.
- Occupationally exposed people.

Environmental exposure

Formaldehyde can be released into the air from natural and industrial sources as well as consumer products. The Puget Sound Clean Air Agency monitored Washington state air quality from 2008 to 2009 and found formaldehyde was the fourth largest contributor to increased potential cancer risk at sites in Tacoma and Seattle (excluding diesel exhaust and wood smoke particulate). The annual mean concentrations at sites in the study ranged from 1.013 ug/m³ to 2.921 ug/m³. The Washington State Acceptable Source Impact Level (ASIL) is set at 0.17 ug/m³ (Puget Sound Clean Air Agency and the University of Washington, 2010). Long-term air monitoring at Beacon Hill National Air Toxics Trend Site (NATTS) shows decreases from early 2000s to mid-2010s. A more recent trend shows leveling off or perhaps a slight increase in concentration (Puget Sound Clean Air Agency, 2022). The Puget Sound Clean Air Agency also monitored air quality in Seattle's Chinatown-International District in 2017 and found levels of formaldehyde that exceeded the Washington ASIL. They reported formaldehyde as one of the top five air toxics contributing to increased potential cancer risk (excluding diesel exhaust and woodsmoke particulate) (Puget Sound Clean Air Agency, 2018).

In 2005, the Southwest Clean Air Agency monitored air quality in Vancouver, Washington, and Longview, Washington and reported an annual average concentration of 1.95 ug/m³ and 0.792 ug/m³ for formaldehyde, respectively. Both values exceeded the Washington ASIL (Southwest Clean Air Agency, 2007a, 2007b). The Spokane Air Toxic Study sampled air at sites in Spokane, Washington, in 2005, and reported annual average concentration of 2.5 ug/m³, again exceeding the Washington ASIL (Washington State University Laboratory for Atmospheric Research & RJ Lee Group Inc. Center for Laboratory Sciences, 2007). It is important to note that much of the formaldehyde in outdoor air originates from secondary photochemical reactions. Concentrations in Washington are often lower than other locations in the U.S. (Strum & Scheffe, 2016).

To our knowledge, formaldehyde is not routinely measured in Washington state waters. In 2016, EPA, Ecology, the Idaho Department of Fish and Game, and the Washington State Department of Fish and Wildlife measured formaldehyde as part of a hatchery effluent study. We conducted the study to determine concentrations of formaldehyde discharged from hatcheries, after formalin treatment to control hatchery fish disease. The study found that levels of formaldehyde in effluents did not exceed the FDA and EPA Region 10 level of concern of 10 ppm for any of the five hatcheries sampled. EPA concluded that current levels of formalin use in hatcheries was generally protective of aquatic life, and the Endangered Species Act (ESA) listed salmonids in Pacific Northwest waters (EPA, 2017).

Between 2012 and 2021, 768,472 pounds of formaldehyde releases were reported in EPA's Toxics Release Inventory for Washington. An additional 6,099,663 pounds of formaldehyde was reported as waste managed in Washington. Reported releases were primarily to air (630,643 pounds), followed by off-site releases (70,968 pounds), water (66,553 pounds), and land (307 pounds) (EPA, n.d.-f).

Potential for cumulative and aggregate effects

Exposure to chemicals can result in aggregate effects and cumulative effects. Aggregate effects can occur when people or other organisms are exposed to a single chemical from multiple routes, pathways, and sources (e.g., house dust, drinking water, air, and food). Cumulative effects can occur when people or other organisms are exposed to multiple chemicals simultaneously. These cumulative exposures may come from multiple exposure routes, pathways, and sources or just a single source.

Potential for aggregate effects

People are exposed to formaldehyde from indoor air, outdoor air, and direct exposure with some consumer products that contain or release formaldehyde. These exposures add to the background levels produced naturally in the body and have the potential to cause health effects. Formaldehyde co-occurs in indoor air with other volatile organic chemicals, some of which also cause respiratory irritation or cancer (J. A. Jurvelin et al., 2003; Vardoulakis et al., 2020). For example, a review of indoor air pollution found that toluene, m-/p-xylene, alpha-pinene, and delta-limonene are the most reported volatile organic compounds in indoor air.

Formaldehyde, acetaldehyde, and toluene had the highest concentrations in bedrooms (Maung et al., 2022).

Formaldehyde is released into the environment from consumer products and industrial processes. Once in the environment, formaldehyde is primarily found in air. The EPA identified formaldehyde as a hazardous air pollutant. Wildlife and sensitive populations near urban and industrial areas can be exposed to formaldehyde in the air, and low levels of formaldehyde have been detected in water. People are also exposed to formaldehyde in indoor air. Concentrations of formaldehyde indoors are often higher than concentrations outdoors, possibly due to release of formaldehyde from consumer products (Kelly et al., 1999; Liu et al., 2019; Maung et al., 2022).

We concluded that there is the potential for aggregate impacts because people can be exposed to formaldehyde from multiple sources. These exposures add up and can contribute to adverse impacts.

Potential for cumulative effects

Cumulative effects occur when people and wildlife are coexposed to chemicals that can have adverse effects on the same health endpoints, tissues, or biological pathways in the body. Formaldehyde exposure often occurs along with exposure to other chemicals and can cause cancer or developmental harm in both people and wildlife (Nguyen et al., 2020).

Air can contain multiple environmental contaminants that can impact sensitive species and populations. A recent analysis of formaldehyde and other volatile organic compounds from biogenic and anthropogenic sources, as well as from fires, found that formaldehyde was the largest contributor to cancer risk in people (Zhu et al., 2017). Wildlife, including sensitive species, are also affected by air pollution (Sanderfoot & Holloway, 2017). Indoor air can expose people to multiple chemicals.

We concluded that there is the potential for cumulative effects because people and wildlife are exposed to formaldehyde in addition to other chemicals. These exposures add up and can contribute to adverse impacts.

Potential to contribute adverse impacts

In sensitive populations

When people are exposed to chemicals with known or suspected toxicities, there is the potential for adverse impacts. The impacts may be greater when people are also exposed to other environmental contaminants that impact the same biological systems. People, including sensitive populations, are exposed to formaldehyde. Exposure to formaldehyde is associated with carcinogenicity, developmental toxicity, systemic toxicity, and sensitization. Therefore, formaldehyde has the potential to contribute to adverse impacts in humans, including sensitive populations such as the elderly, workers, people of childbearing age, developing fetuses, and children.

This is supported by epidemiological studies and models that found associations between formaldehyde exposure in people and adverse health impacts. Key examples are listed below.

- Black and Indigenous children are a potentially sensitive population for the respiratory toxicity and asthmagenicity of formaldehyde. These groups of children experience asthma at higher rates than White children (CDC) (CDC, 2022b). Asthma is also associated with higher poverty. Indigenous and Black children, particularly those who are already experiencing health stress from poverty, may be vulnerable to additional formaldehyde that results from exposure to consumer products that can release formaldehyde into personal breathing zones.
- A study in Korean salons found that workers were exposed to a mixture of chemicals, including levels of formaldehyde that exceeded health risk guidance values (Choi et al., 2023).
- From 2008 to 2009, the Puget Sound Clean Air Agency monitored Washington state air quality and found formaldehyde was the fourth largest contributor to increased potential cancer risk at sites in Tacoma and Seattle (excluding diesel exhaust and wood smoke particulate) (Puget Sound Clean Air Agency and the University of Washington, 2010).
- The CDC measured formaldehyde levels inside a selection of trailers and found the levels were higher than usually found in homes. Some of the levels were high enough to affect human health (ATSDR, 2008; Murphy et al., 2013).

In sensitive species

When chemicals are released into the environment, they have the potential to expose sensitive species, such as forage fish, salmon, or orcas. If these chemicals have relevant hazards, there is potential to contribute to adverse impacts in sensitive populations. Formaldehyde is found in the environment and has the potential to harm wildlife including sensitive species.

While the major concerns around formaldehyde exposure and toxicity are centered around human exposure in sensitive populations, wildlife can also be exposed to formaldehyde, which can contribute to adverse impacts in sensitive species.

Most potential impacts in sensitive species are related to formaldehyde in air. EPA identified formaldehyde as one of the hazardous air pollutants that pose the greatest potential health threat in urban areas. Urban air can have higher concentrations of formaldehyde than rural air (Y. C. Lin et al., 2012). Air pollution impacts both sensitive species and populations (EPA, 2023b). A Canadian ecological risk assessment focused on formaldehyde in the environment, specifically air and water concentrations, found that there was the potential for harmful effects from formaldehyde in wildlife. However, the concentrations observed in the study were generally below the level of concern.

Following the use of formaldehyde as a parasiticide in aquaculture, there is evidence of adverse impacts on salmon. When intentionally added, formaldehyde can form formalin, which is highly

toxic to fish. It can also kill algae, which can reduce dissolved oxygen levels and direct toxic effects on fish (Fidra & Best Fishes, 2021). The high levels of exposure associated with adverse impacts in hatchery fish are not relevant to most environmental exposure scenarios.

While current environmental concentrations of formaldehyde suggest exposure levels are not a current concern for sensitive species, the hazards, presence, and release of formaldehyde into the environment suggest that formaldehyde does have the potential to contribute to adverse impacts in sensitive species.

Chapter 7: Technical Support for Cyclic Volatile Methylsiloxanes

Chapter overview

Cyclic volatile methylsiloxanes (cVMS) are widely used in consumer products. They are used in the synthesis of polymeric silicones and can serve a variety of functions in personal care products, including as solvents, volatile carriers, emollients, and as hair conditioners. According to EPA, cVMS are high production volume chemicals. This is concerning because cVMS are also persistent in the environment, many are expected to bioaccumulate, and they have the potential for long-range transport and have been identified as a chemical of concern for the Arctic.

cVMS were selected for this cycle of priority chemicals under Safer Products for Washington because they are persistent, likely bioaccumulative, and toxic chemicals that have high production volumes, potential disproportionate exposures, and hazards that can impact sensitive species and populations. Persistent chemicals are important targets for pollution prevention efforts. If we learn about toxic impacts after pollution has occurred, costly cleanups may be required because these chemicals do not readily break down in the environment. cVMS may also be associated with disproportionate exposure because they are used in haircare products marketed toward women of color. Because cVMS are associated with reproductive and developmental impacts, endocrine disruption, and aquatic toxicity, these environmental fate and disproportionate exposures are a concern for sensitive species and populations.

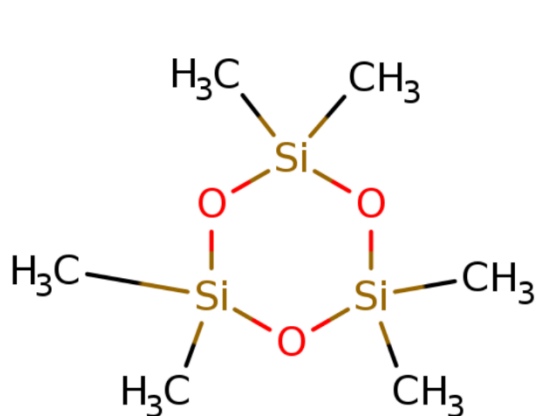
cVMS meet the high priority chemical criteria because they are a concern for sensitive species and sensitive populations.

Rationale and references are described below.

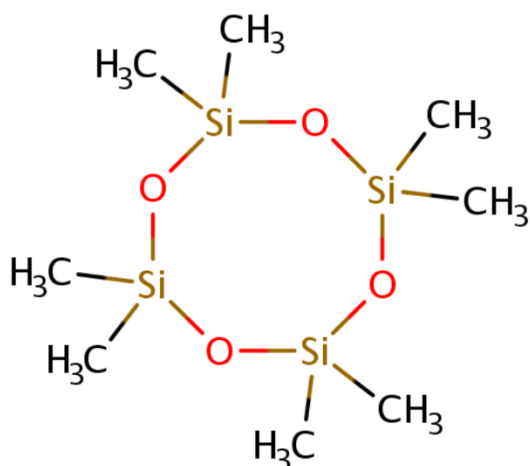
Scope of priority chemical class

Cyclic volatile methylsiloxanes can be defined as a class of chemicals based on their structure, chemical properties, and shared hazard traits. The structures of cVMS consist of alternating silicon and oxygen atoms in a cyclic arrangement, with each silicon atom also bonded to two methyl groups. The most used and studied cVMS are often referred to as D3, D4, D5, and D6, with the 'D' representing the two methyl groups per silicon (i.e., Dimethyl) and the number representing the number of silicon atoms in the cyclic arrangement.

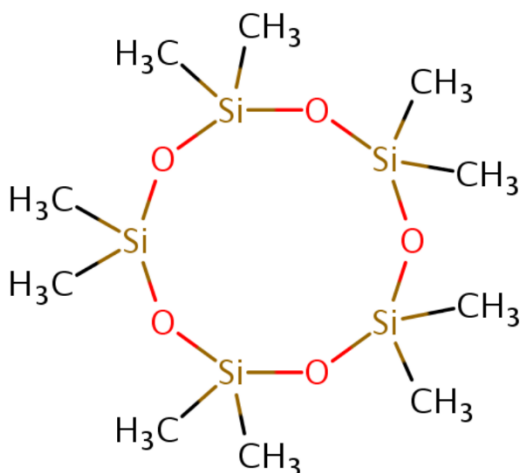
Figure 7. Molecular structures of common cyclic volatile methylsiloxanes (cVMS).



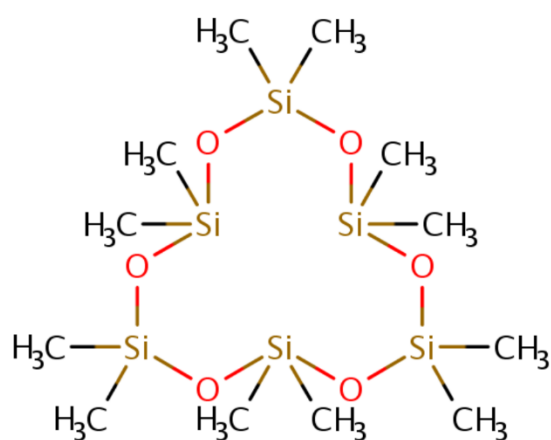
Hexamethylcyclotrisiloxane (D3)



Octamethylcyclotetrasiloxane (D4)



Decamethylcyclopentasiloxane (D5)



Dodecamethylcyclohexasiloxane (D6)

Rationale for class approach

We are approaching cVMS as a chemical class due to similarity of these chemicals with respect to their hazards, chemical properties, uses, and potential for regrettable substitution. In terms of hazards, cVMS are all persistent in the environment, and there is evidence they are capable of long-range transport. D4, D5, and D6 are all also expected to bioaccumulate in organisms (ECHA, 2018c, 2018b, 2018a).

As the class name suggests, cVMS are volatile chemicals. This contributes to the potential for exposure to this class of chemicals from product use and from release to the environment through volatilization to ambient air. The cVMS have low water solubility, which decreases with

increasing number of silicon atoms in the cyclic arrangement. For example, the water solubility of D3 is 1.6 mg/L at 23° C, while the solubility of D6 is only 0.0051 mg/L at 23° C (DEPA, 2014). Breakdown of cVMS in the environment also leads to a common degradation product in the form of dimethylsilanediol (DMSD) (S. Xu & Kropscott, 2012).

The majority of cVMS are used in the synthesis of polymeric silicones. They are also frequently used for a variety of functions in personal care products, such as solvents, volatile carriers, emollients, and hair conditioners. They can be used as waxes, sealants, adhesives, and coatings in consumer products (DEPA, 2014; NICNAS, 2020). The overlapping functional uses of cVMS in some consumer products increases the potential for regrettable substitution among this class of chemicals.

Meeting the Statutory Requirements

The statute requires that priority chemicals or chemical classes meet specific criteria. Priority chemical classes must meet at least one of the criteria described in [RCW 70A.350.020](#)⁹⁴ and listed below.

- A member of the chemical class has been identified by Ecology as a chemical of concern, specifically:
 - A chemical of high concern to children under [Chapter 70A.430 RCW](#)⁹⁵ or
 - A persistent, bioaccumulative and toxic chemical under [Chapter 70A.300 RCW](#).⁹⁶
- A member of the chemical class is regulated in relevant consumer product statutes in Washington.
- A member of the chemical class is a hazardous substance under Chapter 70A.300 RCW or [Chapter 70A.305](#).⁹⁷
- Members of the chemical class are a concern for sensitive populations and sensitive species.

cVMS meet at least one of the criteria to be considered priority chemicals. Each of the criteria are discussed below.

Chemicals of concern by Ecology

Chemical classes with members that are chemicals of high concern to children (CHCC) identified under 70A.430 RCW meet the criteria for designation as priority chemical class under RCW 70A.350.020(1)(a). Ecology identifies chemicals of high concern to children based on their hazards and exposure potential in WAC 173-334.

⁹⁴ <https://app.leg.wa.gov/rcw/default.aspx?cite=70A.350.020>

⁹⁵ <https://app.leg.wa.gov/rcw/default.aspx?cite=70A.430>

⁹⁶ <https://app.leg.wa.gov/rcw/default.aspx?cite=70A.300>

⁹⁷ <https://app.leg.wa.gov/rcw/default.aspx?cite=70A.305>

Chemical classes with members identified as persistent bioaccumulative toxic substances (PBTs) under 70A.300 RCW meet the criteria for designation as a priority chemical class under RCW 70A.350.020(1)(b). Ecology identifies chemicals that are persistent, bioaccumulative, and toxic under [WAC 173-333-310](#).⁹⁸

cVMS are not listed as chemicals of high concern to children in WAC 173-334, and they are not on the PBT list in WAC 173-333-310.

Regulations in consumer products relevant Washington statute

Chemical classes with members regulated in consumer products under chapter 70A.430, [70A.405](#),⁹⁹ [70A.222](#),¹⁰⁰ [70A.335](#),¹⁰¹ [70A.230](#),¹⁰² or [70A.400 RCW](#)¹⁰³ can meet the criteria for designation as a priority chemical class under RCW 70A.350.020(2)(a). cVMS are not regulated in consumer products in Washington.

Hazardous substances in Washington

Under Chapter 70A.350 RCW, chemical classes with members that are hazardous substances under Chapter 70A.300 (Hazardous Waste Management Act) or Chapter 70A.305 RCW (Model Toxics Control Act) can be considered priority chemicals. Hazardous substances are defined in RCW 70A.300.010 to include any material that exhibits any of the characteristics or criteria of dangerous wastes identified under [WAC 173-303-100](#).¹⁰⁴

We did not identify any conclusive studies demonstrating lethal concentrations within the range that corresponds to toxic categories under WAC 173-303-100.

cMVS are not listed as hazardous substances under the federal cleanup law.

Concern for sensitive populations and species

We found that cVMS are a concern for sensitive populations and sensitive species after assessing available data to consider the following factors:

- (a) A chemical's or members of a class of chemicals' hazard traits or environmental or toxicological endpoints
- (b) A chemical's or members of a class of chemicals' aggregate effects

⁹⁸ <https://app.leg.wa.gov/wac/default.aspx?cite=173-333-310>

⁹⁹ <https://apps.leg.wa.gov/rcw/default.aspx?cite=70A.405>

¹⁰⁰ <https://app.leg.wa.gov/rcw/default.aspx?cite=70A.222>

¹⁰¹ <https://app.leg.wa.gov/rcw/default.aspx?cite=70A.335>

¹⁰² <https://app.leg.wa.gov/rcw/default.aspx?cite=70A.230>

¹⁰³ <https://app.leg.wa.gov/rcw/default.aspx?cite=70A.400>

¹⁰⁴ <https://app.leg.wa.gov/wac/default.aspx?cite=173-303>

- (c) A chemical's or members of a class of chemicals' cumulative effects with other chemicals with the same or similar hazard traits or environmental or toxicological endpoints
- (d) A chemical's or members of a class of chemicals' environmental fate
- (e) The potential for a chemical or members of a class of chemicals to degrade, form reaction products, or metabolize into another chemical or a chemical that exhibits one or more hazard traits or environmental or toxicological endpoints, or both
- (f) The potential for the chemical or class of chemicals to contribute to or cause adverse health or environmental impacts
- (g) The chemical's or class of chemicals' potential impact on sensitive populations, sensitive species, or environmentally sensitive habitats
- (h) Potential exposures to the chemical or members of a class of chemicals based on:
 - (i) Reliable information regarding potential exposures to the chemical or members of a class of chemicals
 - (ii) Reliable information demonstrating occurrence, or potential occurrence, of multiple exposures to the chemical or members of a class of chemicals

We concluded that cVMS are a concern for sensitive species and sensitive populations because of their hazards and exposure potential. cVMS are associated with reproductive and developmental toxicity, endocrine disruption, and aquatic toxicity. People and wildlife may be exposed to cVMS. According to EPA, cVMS are high production volume chemicals. This is concerning because cVMS are also persistent in the environment, many are expected to bioaccumulate, and they have the potential for long-range transport and have been identified as a chemical of concern for the Arctic. Persistent chemicals are a concern in the environment because these chemicals do not readily break down. If we learn about toxic impacts after pollution has occurred, costly cleanups may be required. Some populations may have higher exposure if they use products containing cVMS, such as hair smoothing products.

The sections below describe our evaluation of this criteria and support our conclusion.

Hazards of priority chemical class

We evaluated data-rich chemicals within the class for hazards, including environmental and human health toxicological endpoints, and environmental fate, transport, and potential

breakdown products. To identify these hazards, we used similar methods to those found in our [2022 Regulatory Determinations Report to the Legislature](#) (Ecology, 2022).¹⁰⁵

Hazard endpoints of concern are discussed below. Table 28 shows a more comprehensive list of potential hazards of cVMS. We identified hazard endpoints of concern if at least one member of the chemical class is either included on authoritative lists or scored as high or very high in hazard assessments. In some cases, we supplemented these endpoints with specific concerns that may be relevant to sensitive populations.

In general, cVMS are persistent in the environment, and they can bioaccumulate in organisms. Some cVMS are also associated with other hazards, such as reproductive and developmental toxicity, endocrine activity, and chronic aquatic toxicity. For cVMS, we also include a description of endocrine activity based on a publication by the Danish EPA. They concluded that the estrogenic activity of D4 may be relevant to humans in absence of opposing evidence (DEPA, 2022). While there is also some evidence that cVMS could be carcinogenic, data is limited and the relevance to humans is debatable (ToxServices, 2016a, 2017, 2018c, 2019a).

Reproductive and developmental toxicity

D4 is classified as a Category 2 reproductive toxicant by the European Chemicals Agency (ECHA) and is suspected of damaging fertility. In animal studies, D4 has been demonstrated to cause reproductive toxicity and observed effects included reduced mating, reduced fertility index, reduced live litter size, reduced mean number of pups, increased estrous cycle length, and reduction in the corpora lutea and number of pregnancies (ToxServices, 2018c). In a reproductive and developmental toxicity screening test, D3 was associated with a reduction in the number of implantation sites in exposed females and atrophy of seminal vesicles in males. The study also reported decreased litter size and litter weight (ToxServices, 2017).

Endocrine disruption

Several in vitro studies on human estrogen receptors and estrogen-mediated pathways showed D4 to be estrogenic (Christiansen et al., 2022). There is also evidence from in vivo studies in animals that suggests D4 can lead to adverse effects on female reproduction, through an endocrine-mediated mode of action (Christiansen et al., 2022). D4 was associated with reduction in luteinizing hormone and decreased ovulation in female rats, as well as other apparent changes in reproductive hormones following exposure to D4 (QUINN et al., 2007).

Ecological toxicity

There is some variability in the ecological toxicity between the cVMS. None of the cVMS are expected to be acutely toxic to aquatic organisms based on available data (ToxServices, 2016a, 2017, 2018c, 2019a). However, D3 and D4 have been demonstrated to be chronic aquatic toxicants in studies in fish and aquatic invertebrates. D3 has a reported no observable effect

¹⁰⁵ <https://apps.ecology.wa.gov/publications/SummaryPages/2204018.html>

concentration (NOEC) of less than 0.067 mg/L in rainbow trout (*Oncorhynchus mykiss*) (ToxServices, 2017). D4 has a reported NOEC of 0.0044 mg/L in rainbow trout (*Oncorhynchus mykiss*) and 0.0079 mg/L in water flea (*Daphnia magna*) (ToxServices, 2018c).

Environmental fate

Understanding the environmental impacts of chemicals includes assessing persistence, bioaccumulation, and known and potential breakdown products.

D4, D5, and D6 are all classified as persistent, bioaccumulative, and toxic (PBT) and as very persistent and very bioaccumulative substances (vPvB) by ECHA (ECHA, 2019).

D3, D4, D5, and D6 can undergo hydrolysis in the environment to form silanediols (e.g., dimethylsilanediol), but this is limited by their poor water solubility (ToxServices, 2016a, 2017, 2018c, 2019a).

D3, D4, D5, and D6 are all persistent in the environment. Fugacity modeling suggests D6 will primarily partition to sediment with a half-life of 542 days and meets the EU registration, evaluation, authorization, and restriction of chemicals (REACH) criteria as very persistent (ToxServices, 2019a). A fugacity model is used to predict the behavior of a chemical in different compartments (i.e., air, water, sediment, or soil) to determine its expected environmental fate (Mackay et al., 1992). D5 is capable of partitioning to air, water, or sediment compartments depending on its primary release to air, water, or soil. The most conservative experimental half-lives reported for D5 are 14.8 days in air, 733 days in water, and 3100 days in sediment. Both Environment Canada and ECHA's Member State Committee concluded that D5 is very persistent in sediment, water, and air (ToxServices, 2016a).

D4 partitions to air, water, and sediment. D4 is included on the Canadian Environmental Protection Act Domestic Substance List (CEPA DSL) as persistent due to its expected half-life of approximately 9 days in air. ECHA has also concluded that D4 meets the criteria for a very persistent substance based its measured and predicted half-life in sediment of >180 days (ToxServices, 2018c).

D3 has a short hydrolysis half-life of less than 23 minutes in water. Due to this rapid degradation, the aquatic toxicity studies are based on the hydrolysis products, and a study in fish suggest there is the potential for chronic aquatic toxicity of these degradation products. D3 has a predicted half-life of 21 days in air and is listed as persistent on the CEPA DSL (ToxServices, 2017).

Based on predictive modeling and an experiment result in rainbow trout, D3 is not expected to bioaccumulate. In contrast, D4, D5, and D6 all are likely to bioaccumulate in organisms. D6 has reported bioconcentration factors (BCFs) up to 12,632 L/kg in fish and 2,400 in invertebrates. BCF is the ratio of the amount of a chemical in an organism to the amount of that chemical in its surrounding environment. There is also evidence D6 biomagnifies up the aquatic food chain (ToxServices, 2019a). ECHA concluded D6 meets the criteria for a very bioaccumulative substance (ECHA, 2018b). D5 also reported BCFs up to 13,000 L/kg in fish, and ECHA concluded

it meets the EU REACH criteria as a very bioaccumulative substance (ECHA, 2018a; ToxServices, 2016a). D5 is also listed on the Canadian Environmental Protection Act (CEPA) Domestic Substances List (DSL) as bioaccumulative. D4 has reported BCFs up to 19,000 L/kg in fish and the EU Member State Committee has concluded that D4 meets the criteria for a very bioaccumulative substance (ECHA, 2018c; ToxServices, 2018c).

Referenced hazard assessments

The hazard assessments referenced in Table 28 are described in the [Technical Methods chapter](#) of this report. We reviewed each method for transparency and consistency in scoring methods and data requirements (Ecology, 2022). Using hazard assessments allows us to apply a consistent, non-biased approach to evaluating chemicals across multiple endpoints and levels of data. In this report, hazard assessments allow us to identify known and potential hazards of chemicals within the priority chemical classes.

D3, D4, D5, and D6 have existing GreenScreen and Scivera hazard assessments and are scored as BM-1 or [Red] chemicals, indicating their use should be avoided (Scivera, 2023w, 2023u, 2023ag, 2023ac; ToxServices, 2016a, 2017, 2018c, 2019a).

- The GreenScreen® assessments for hexamethylcyclotrisiloxane (CAS: 541-05-9), octamethylcyclotetrasiloxane (CAS: 556-67-2), decamethylcyclopentasiloxane (CAS:541-02-6) and dodecamethylcyclohexasiloxane (CAS: 540-97-6) are available from the [ToxServices database](#) (ToxServices, 2016a, 2017, 2018c, 2019a).
- The Scivera Globally Harmonized System (GHS)+ assessments for hexamethylcyclotrisiloxane (CAS: 541-05-9), octamethylcyclotetrasiloxane (CAS: 556-67-2), decamethylcyclopentasiloxane (CAS:541-02-6) and dodecamethylcyclohexasiloxane (CAS: 540-97-6) are available in the [Scivera database](#) (Scivera, 2023ag, 2023w, 2023u, 2023ac).

Table 28. Data-rich cyclic volatile methylsiloxanes with known and potential hazards.

Common name, associated CAS(s)	Known or potential hazards	Referenced hazard assessments	Relevant authoritative listings
Hexamethylcyclotrisiloxane (D3), CAS RN: 541-05-9	Carcinogenicity‡, reproductive toxicity‡, developmental toxicity‡, endocrine activity‡, chronic aquatic toxicity†, persistence†	GreenScreen BM-1, Scivera [Red]	NA

Common name, associated CAS(s)	Known or potential hazards	Referenced hazard assessments	Relevant authoritative listings
Octamethylcyclotetrasiloxane (D4), CAS RN: 556-67-2	Carcinogenicity‡, reproductive toxicity‡, endocrine activity‡, systemic toxicity (repeat dose) ‡, chronic aquatic toxicity†, persistence†, bioaccumulation†	GreenScreen BM-1, Scivera [Red]	EU—GHS H361f (Repro, Cat. 2, CMR), EU—GHS H410 (Aquatic Chronic 1), EU SVHC Candidate List—PBT
Decamethylcyclopentasiloxane (D5), CAS RN: 541-02-6	Carcinogenicity‡, systemic toxicity (single and repeat dose)‡, persistence†, bioaccumulation†	GreenScreen BM-1, Scivera [Red]	EU SVHC Candidate List—PBT
Dodecamethylcyclohexasiloxane (D6), CAS RN: 540-97-6	Carcinogenicity‡, developmental toxicity‡, systemic toxicity (single dose)‡, persistence†, bioaccumulation†	GreenScreen BM-1, Scivera [Red]	EU SVHC Candidate List—PBT

† Endpoints scored as high or very high in referenced hazard assessments

‡ Endpoints scored as moderate in referenced hazard assessments

Potential exposures to people and the environment

Human exposure

People are exposed to cVMS primarily through use of personal care products. cVMS have been detected in shampoos, conditioners, body lotions, and other products (Brothers et al., 2017; T. M. Tran et al., 2019; R. Wang, Moody, et al., 2009). In addition to personal care products, cVMS have been detected indoor air and dusts associated with 3D printer operations, residential renovation, waste processing operations, automobile interiors, and in hair salons (Gu et al., 2019; Hoang et al., 2023; Meng & Wu, 2015; T. M. Tran et al., 2018), indicating that there is exposure potential in a wider range of environments.

People are exposed to cVMS primarily through inhalation (T. M. Tran et al., 2019). Air concentrations are generally higher indoors than outdoors (Molinier et al., 2022; Yucuis et al., 2013). The average indoor air concentrations reported in research studies range over orders of magnitude and have high variability within one location over time (T. M. Tran et al., 2019). Dust is a potentially important exposure pathway. cVMS are found in dust in a variety of indoor environments, from homes, to schools, and industrial facilities (T. M. Tran et al., 2019). Concentrations in industrial settings can be especially high (Guo et al., 2021a). Dermal uptake appears to be minimal (DEPA, 2014). However, products applied to the skin, such as antiperspirants and skin lotions, volatilize into surrounding air and result in inhalation exposure (Biesterbos et al., 2015; Mackay et al., 2015).

Little is known about dietary intake levels of cVMS in people. cVMS are present in some food contact materials, including baby bottle nipples and silicone cookware. Migration from these materials into liquids that simulate infant formula was very limited in one study (K. Zhang et al., 2012). Low but detectable migration into baked goods was observed in oven baking experiments with new silicone bakeware (Fromme et al., 2019). Mean concentrations of D3, D4, D5, and D6 in finished food ranged from 0.06 to 1.16 mg/kg. Baking did release cVMS into kitchen air, with peak concentrations when ovens were opened after baking. There is some potential for foods to be contaminated from environmental media. A research group in Spain detected cVMS in 40 market samples of fish at nanogram to microgram per kilogram levels, an order of magnitude less than the baked goods cited above (Sanchís et al., 2016).

Exposure to cVMS has not yet been analyzed by the CDC in NHANES national biomonitoring assessments. Researchers have reported D4, D5, and D6 in human plasma and breast milk in selected populations. In Chinese college students, plasma levels were roughly 10 times higher in females in comparison to males (Guo et al., 2020). In another study by the same authors, Chinese infants had the highest plasma concentrations of D4, D5, and D6 relative to other age groups of children (Guo et al., 2021). Two cohorts of Norwegian women and one of German adults reported 18 to 85% detection frequency for D4 in plasma, with low frequency of detection of D5 and D6 (Fromme et al., 2015). A Swedish study that found one or more cyclic siloxane in 11 of 39 breast milk samples from Swedish women (Kaj & Andersson, 2005).

The available exposure data are not adequate to determine whether there are disproportionate patterns of exposure, however other chemicals present in personal care products have been noted to result in higher exposure to women than men. cVMS are used in hair straightening products, disproportionately marketed towards women of color (Dodson et al., 2021). In a Chinese study, workers were more highly exposed than the general population (L. Xu et al., 2015). The Chinese study concerned industrial workers in automotive, textile, and building industries. Biomonitoring studies of salon workers who are potentially exposed to cVMS at work were not identified in our limited review, but relatively high concentrations of cVMS were found in hair salon air and dust in Vietnam (T. M. Tran et al., 2018).

Environmental exposure

cVMS are synthetic substances that do not naturally occur in the environment. Emissions of cVMS can occur through use of cosmetics and personal care products, degradation of silicone fluids, release from silicone materials, and emissions from sewage treatment plants and landfills (NICNAS, 2020). We did not find any data available on the general presence of cVMS in the Washington state environment.

However, concentrations in air have been measured at nearby Canadian sites in Whistler, BC and Ucluelet, BC. Concentrations reported at these sites were 117, 45, 6.4, and 1.5 ng/m³ in Whistler, BC and 81, 44, 7.3, and 1.2 ng/m³ in Ucluelet, BC, for D3, D4, D5, and D6, respectively (Genualdi et al., 2011). The concentrations reported for D3 and D4 at these locations were the highest, or among the highest, concentrations reported across all locations globally in the

study. However, the authors suggest this may be due to long-range transport from Asia rather than nearby sources (Genualdi et al., 2011).

cVMS can also be present in wastewater, from personal care products and cosmetics that are washed down the drain. Although cVMS are removed during wastewater treatment processes, removal may be incomplete in effluents. During wastewater treatment, cVMS are generally either volatilized to the atmosphere or absorbed to sludge. Those that remain in effluent are thought to primarily adsorb to sediment due to being very hydrophobic (NICNAS, 2020). For example, a level 3 fugacity calculation for wastewater released from a sewage treatment plant predicts 94% of D5 emitted to water in effluent would partition to sediment (Mackay et al., 2015). cVMS adsorbed to sludge may also contaminate soils if applied as biosolids. However, this is expected to be a relatively small fraction of those present in the untreated influent, and the levels reported in biosolids are highly variable (Mackay et al., 2015).

Once released, cVMS have the potential for long distance transport in the environment. They are globally distributed in the atmosphere, and air sampling in the Arctic has found D3 and D4 in remote areas. Additionally, D3, D4, D5, and D6 were detected in various samples of air and sediment, as well as in fish, birds, and whales in the European Arctic. In some cases, these were detected at locations far from any local sources, suggesting long range transport does occur (Rücker & Kümmerer, 2015). The presence of cVMS has also been reported in soils, lichens, mosses, and grass in terrestrial Antarctica and in phytoplankton and krill from the Southern Ocean. The study authors postulated this could be due to atmospheric deposition by snow events (Sanchís et al., 2015).

Potential for cumulative and aggregate effects

Exposure to chemicals can result in aggregate effects and cumulative effects. Aggregate effects can occur when people or other organisms are exposed to a single chemical from multiple routes, pathways, and sources (e.g., house dust, drinking water, air, and food). Cumulative effects can occur when people or other organisms are exposed to multiple chemicals simultaneously. These cumulative exposures may come from multiple exposure routes, pathways, and sources or just a single source.

Potential for aggregate effects

There is potential for aggregate exposures to cVMS from use in consumer products, particularly personal care products, that result in indoor air and dust contamination in a range of environments. Ingestion via some foods is possible, although less is known about exposure levels via this route. People often use multiple personal care products simultaneously (Capela et al., 2016; Dudzina et al., 2014). For example, the average woman uses eight different beauty products every day (Dodson et al., 2021). People who work with personal care products, such as salon workers, can also experience occupational exposure to cVMS.

Infants can have aggregate exposure across routes of exposure—from inhaling cVMS present in skin products marketed for infant use, ingesting them via breast milk, and inhaling and

ingesting house dusts. In a Chinese study of cVMS in plasma, infants had higher concentrations than older children (Guo et al., 2021b).

Cyclic siloxanes have been found in air and water and have the potential for long-range transport. Wildlife can be exposed from cVMS in both the air and water. While there is limited data for the detection of cVMS in sensitive species in Washington, cVMS have been detected in river fish in Spain. In this study, nearly all fish tested contained cVMS (Sanchís et al., 2016).

We concluded that there is the potential for aggregate effects because people and wildlife can be exposed to cVMS from multiple sources. cVMS exposure in the air, water, and potentially food can contribute to exposures from consumer products. These exposures add up and can contribute to adverse impacts.

Potential for cumulative effects

People exposed to cVMS are also exposed to other chemicals that can impact the endocrine system. An analysis of over 80 chemicals in 50 pregnant women found multiple chemicals in blood and serum that have known impacts on the endocrine system (Buck Louis et al., 2019). While cVMS were not included in this analysis, this study demonstrates that exposure to cVMS occurs along with exposure to other chemicals. Some of these other chemicals share activity toward estrogen receptors, which has been demonstrated for some cVMS chemicals. This is further supported by an analysis of personal care and beauty products marketed towards Black women. The analysis found cVMS in products that also contained other endocrine disruptors, such as phthalates, parabens, and bisphenols (Helm et al., 2018). Like humans, wildlife, including sensitive species, are exposed to multiple chemicals at the same time, including other chemicals that can disrupt the endocrine system (Conn et al., 2020; Meador et al., 2016). For example, a recent analysis of over 200 organic contaminants of emerging concern in Puget Sound supports the conclusion that Puget Sound wildlife are exposed to a wide range of contaminants from multiple sources (James et al., 2020).

We concluded that there is the potential for cumulative effects because people and wildlife are exposed to cVMS in addition to other chemicals that can impact similar biological systems.

Potential to contribute adverse impacts

In sensitive populations

When people are exposed to chemicals with known or suspected toxicities, there is the potential for adverse impacts. The impacts may be greater when people are also exposed to other environmental contaminants that impact the same biological systems. People, including sensitive populations, are exposed to cVMS. Exposure to cVMS is associated with reproductive and developmental toxicity and endocrine disruption.

Considering exposure and hazard patterns into together suggests that effects on reproductive health of women exposed through work or high use of personal care products may be an impact of concern in a sensitive population. Infants may also be a sensitive population for

impacts of cVMS. To date, data on developmental effects is limited, but a new publication identifies neurodevelopmental effects of prenatal exposure to D4, in a study of laboratory mice (D. N. Tran et al., 2021). Further study is needed but, given the established evidence of infant exposure to cVMS (Guo et al., 2021), there is concern for potential developmental impacts. We did not identify epidemiological studies of health impacts of cyclic siloxane in humans, and U.S. health protective guidance levels have not been established yet. However, D4, D5, and D6 are high production volume chemicals, persistent in the environment, with demonstrated exposure to people and toxic properties. Therefore, cVMS have the potential to contribute to adverse impacts in humans, including sensitive populations such as the elderly, workers, people of childbearing age, developing fetuses, and children.

In sensitive species

When chemicals are released into the environment, they have the potential to expose sensitive species, such as forage fish, salmon, or orcas. If these chemicals have toxicity, there is the potential to contribute to adverse impacts in sensitive populations.

cVMS are high production volume chemicals (D4, D5, and D6), persistent in the environment, and have the potential for long-range transport. Persistent chemicals are problematic because they don't readily breakdown in the environment. That means as more persistent chemicals are released, environmental concentrations will increase. Chemicals with the potential for long-range transport can become global contaminants (Xie et al., 2022). If we learn about toxic impacts after contamination has occurred, costly cleanups are necessary to protect people and the environment because the chemicals will not break down on their own. cVMS are already widely found in the environment and have known and potential hazards that can impact sensitive species, such as aquatic toxicity and endocrine disruption.

cVMS toxicity in aquatic organisms is thought to occur through a narcotic mode of action, and so minimal or no toxicity is expected until a critical body burden is reached (Fairbrother & Woodburn, 2016; Redman et al., 2012). This, in combination with the low water solubility of cVMS, means that they are not thought to cause acute toxicity in aquatic organisms. The chemical properties of cVMS indicate they primarily partition to sediments in the environment. This leads to accumulation of cVMS in benthic invertebrates and other aquatic life, likely due to ingestion (Redman et al., 2012). Lower toxicity to water column organisms is expected due to the low water solubility and therefore likely lower accumulation within water column dwelling species (Fairbrother & Woodburn, 2016). Some cVMS have demonstrated chronic aquatic toxicity in organisms. D3 has a short-reported hydrolysis half-life of up to 23 minutes in water and degrades to hexamethyltrisiloxanediol. Because of this, a chronic aquatic toxicity study that reported a 14-day NOEC of less than 0.067 mg/L in rainbow trout may indicate toxicity of this hydrolysis product rather than only for D3 (ToxServices, 2017). D4 is classified by ECHA as a Category 1 chronic aquatic toxicant, described as very toxic to aquatic life with long lasting effects. This was based on the lowest chronic aquatic toxicity value of 0.0079 mg/L in aquatic invertebrates (*Daphnia magna*) and supported by a NOEC of 0.0044 mg/L in fish (*Oncorhynchus mykiss*). The chronic toxicity observed in aquatic organisms, combined with the persistence of cVMS and the bioaccumulative properties of D4, suggests there is a potential for adverse

effects to occur in aquatic organisms. D4 is classified as a persistent, bioaccumulative, and toxic substance by ECHA (ECHA, 2018c). D5 and D6 also contain D4 as an impurity. Based on this, ECHA considers D5 and D6 as PBTs when concentrations of D4 are greater than or equal to 0.1% (ECHA, 2018b, 2018a).

Chapter 8: Technical Support for 6PPD

Chapter overview

N-(1,3-Dimethylbutyl)-N'-phenyl-p-phenylenediamine (6PPD) is used as an antioxidant, antiozonant, and polymer stabilizer for rubber products. 6PPD forms several transformation products, including 6PPD-quinone (6PPD-q). Both 6PPD and 6PPD-q have concerning hazard properties, and 6PPD-q has been shown to be extremely toxic in coho salmon (*Oncorhynchus kisutch*).

6PPD meets the high priority chemical criteria because it is:

1. A hazardous substance in Washington
2. A concern for sensitive species and populations

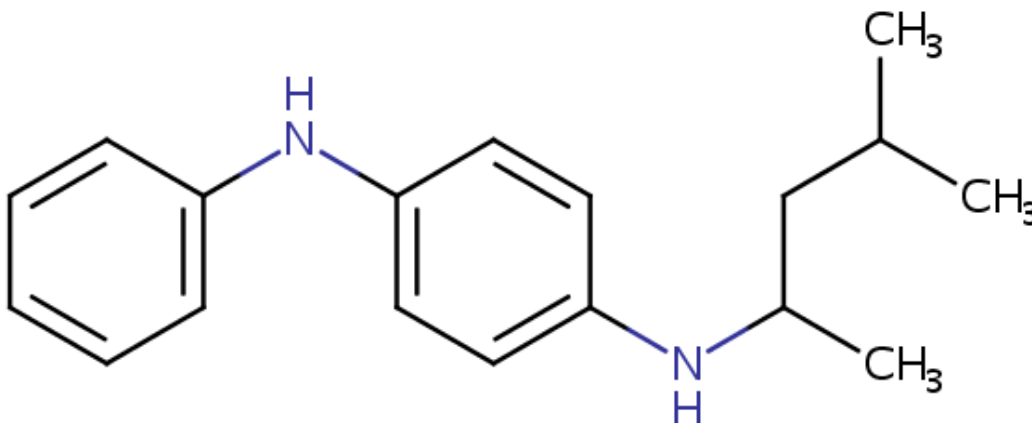
6PPD was prioritized for this round of priority chemicals under Safer Products for Washington because 6PPD or 6PPD-q is highly toxic to salmon and likely other aquatic species, has growing human health concerns, and is found in the environment and our bodies. Salmon are an important species for Washingtonians, culturally, economically, and ecologically. 6PPD-q has been shown to kill salmon at extremely low concentrations. Concentrations of 6PPD-q above those known to kill salmon have been measured in Washington state. Reducing sources and uses of 6PPD-q in Washington is important for protecting aquatic life and particularly critical for salmon because they only reproduce after they return to freshwater.

Rationale and references are described below.

Priority Chemical Description

This report identifies N-(1,3-Dimethylbutyl)-N'-phenyl-p-phenylenediamine (6PPD, CAS #793-24-8) as a priority chemical. 6PPD is used as an antioxidant, antiozonant, and polymer stabilizer for rubber products.

Figure 8. Molecular structure of 6PPD



Meeting the statutory requirements

The statute requires that priority chemicals or chemical classes meet specific criteria. Priority chemical classes must meet at least one of the criteria described in [RCW 70A.350.020](#)¹⁰⁶ and listed below.

- A member of the chemical class has been identified by Ecology as a chemical of concern, specifically:
 - A chemical of high concern to children under [Chapter 70A.430 RCW](#)¹⁰⁷ or
 - A persistent, bioaccumulative and toxic chemical under [Chapter 70A.300 RCW](#).¹⁰⁸
- A member of the chemical class is regulated in relevant consumer product statutes in Washington.
- A member of the chemical class is a hazardous substance under Chapter 70A.300 RCW or [Chapter 70A.305](#).¹⁰⁹
- Members of the chemical class are a concern for sensitive populations and sensitive species.

6PPD meets at least one of these criteria. Each of the criteria are discussed below.

Chemicals of concern by Ecology

Chemical classes with members that are chemicals of high concern to children (CHCC) identified under 70A.430 RCW meet the criteria for designation as priority chemical class under RCW 70A.350.020(1)(a) RCW. Ecology identifies chemicals of high concern to children based on their hazards and exposure potential in [WAC 173.334](#).¹¹⁰ 6PPD is not listed as a chemical of high concern to children in WAC 173-334.

Chemical classes with members identified as persistent, bioaccumulative, and toxic substances (PBTs) under 70A.300 RCW meet the criteria for designation as a priority chemical class under RCW 70A.350.020(1)(b). Ecology identifies chemicals that are persistent, bioaccumulative, and toxic under [WAC 173-333-310](#).¹¹¹ 6PPD is not on the PBT list in WAC 173-333-310.

¹⁰⁶ <https://app.leg.wa.gov/rcw/default.aspx?cite=70A.350.020>

¹⁰⁷ <https://app.leg.wa.gov/rcw/default.aspx?cite=70A.430>

¹⁰⁸ <https://app.leg.wa.gov/rcw/default.aspx?cite=70A.300>

¹⁰⁹ <https://app.leg.wa.gov/rcw/default.aspx?cite=70A.305>

¹¹⁰ <https://apps.leg.wa.gov/wac/default.aspx?cite=173-334>

¹¹¹ <https://app.leg.wa.gov/wac/default.aspx?cite=173-333-310>

Regulation in consumer products under relevant Washington statutes

Chemical classes with members regulated in consumer products under chapter 70A.430, [70A.405](#),¹¹² [70A.222](#),¹¹³ [70A.335](#),¹¹⁴ 70A.430, [70A.230](#),¹¹⁵ or [70A.400 RCW](#)¹¹⁶ meet the criteria for designation as a priority chemical class under RCW 70A.350.020(2)(a). 6PPD is not currently regulated under any of these statutes.

Hazardous substances in Washington

Under Chapter 70A.350 RCW, chemical classes with members that are hazardous substances under Chapter 70A.300 (Hazardous Waste Management Act) or Chapter 70A.305 RCW (Model Toxics Control Act) can be considered priority chemicals. 6PPD and 6PPD-q are considered hazardous substances under these statutes and therefore meet the criteria for priority chemical designation under RCW 70A.350.202(2)(b).

Hazardous substances are defined in RCW 70A.300.100 to include any material that exhibits any of the characteristics or criteria of dangerous wastes identified under WAC 173-303.

6PPD and its environmental transformation product, 6PPD-q, meet the toxicity criteria under [WAC 173-303-100](#).¹¹⁷ The WAC 173-303-100 criteria considers the lethal concentration in fish, rats, and rabbits. Available data for 6PPD identifies an LC50 of 0.14 mg/L in steelhead trout (ToxServices, 2021b), which corresponds to toxic category B. Chemicals in toxic category B have fish LC50s between 0.1 and 1 mg/L. A mixture that is 100% 6PPD would be assigned the dangerous waste number WT01 and the waste designates as extremely hazardous waste. 6PPD-q has an LC 50 of less than 0.1 µg/L (0.0001 mg/L) in coho salmon. This LC50 corresponds to toxic category X. Chemicals in toxic category X have fish LC50s less than 0.1 mg/L. A mixture of 100% 6PPD-q would designate as extremely hazardous waste and be assigned the dangerous waste number WT01. This section describes book designation. Wastes can also be designated through toxicity testing of specific wastes.

Chemical of concern for sensitive populations and species

After assessing available data to consider the factors below, we found that 6PPD is a concern for sensitive populations and sensitive species.

- (a) Hazard traits or environmental or toxicological endpoints

¹¹² <https://apps.leg.wa.gov/rcw/default.aspx?cite=70A.405>

¹¹³ <https://app.leg.wa.gov/rcw/default.aspx?cite=70A.222>

¹¹⁴ <https://app.leg.wa.gov/rcw/default.aspx?cite=70A.335>

¹¹⁵ <https://app.leg.wa.gov/rcw/default.aspx?cite=70A.230>

¹¹⁶ <https://app.leg.wa.gov/rcw/default.aspx?cite=70A.400>

¹¹⁷ <https://app.leg.wa.gov/wac/default.aspx?cite=173-303>

- (b) Aggregate effects
- (c) Cumulative effects with other chemicals with the same or similar hazard traits or environmental or toxicological endpoints
- (d) Environmental fate
- (e) Breakdown and degradation products
- (f) Potential to contribute to or cause adverse health or environmental impacts
- (g) Potential impact on sensitive populations, sensitive species, or environmentally sensitive habitats
- (h) Potential exposures based on:
 - (i) Reliable information regarding potential exposures to the chemical or members of a class of chemicals
 - (ii) Reliable information demonstrating occurrence, or potential occurrence, of multiple exposures to the chemical or members of a class of chemicals

We concluded that 6PPD is a concern for sensitive species and populations based on its hazards and exposure potential. Both 6PPD and 6PPD-q have concerning hazard properties, including aquatic toxicity and reproductive toxicity. However, 6PPD-q has been shown to be extremely toxic in coho salmon (*Oncorhynchus kisutch*). Salmon are an important species for Washingtonians, culturally, economically, and ecologically. 6PPD-q has been shown to kill salmon at extremely low concentrations. Concentrations of 6PPD-q above those known to kill salmon have been measured in Washington state. Reducing sources and uses of 6PPD-q in Washington is critical for protecting aquatic life, but particularly important for salmon because they only reproduce after they return to freshwater.

Recently, human exposure data has shown that people are also exposed to 6PPD. Because 6PPD is a reproductive toxicant, this is a concern for sensitive populations.

The sections below describe our evaluation of this criteria and support our conclusion.

Hazards of 6PPD

We evaluated data-rich chemicals within the class for hazards, including environmental and human health toxicological endpoints, and environmental fate, transport, and potential breakdown products. To identify these hazards, we used similar methods to those found in our [2022 Regulatory Determinations Report to the Legislature](#) (Ecology, 2022).¹¹⁸

¹¹⁸ <https://apps.ecology.wa.gov/publications/SummaryPages/2204018.html>

Hazard endpoints of concern are discussed below. Table 29 shows a more comprehensive list of potential hazards of 6PPD and 6PPD-q. We identified hazard endpoints of concern if at least one member of the chemical class is either included on authoritative lists or scored as high or very high in hazard assessments. In some cases, we supplemented these endpoints with specific concerns that may be relevant to sensitive populations.

6PPD and 6PPD transformation products are associated with several hazard traits with the potential to cause adverse impacts to humans and the environment. 6PPD is toxic to reproduction, has high persistence and bioaccumulation potential, and is very toxic to aquatic organisms.

Besides the hazards of 6PPD itself, 6PPD can transform into a wide variety of transformation products upon exposure to ozone (Hu et al., 2022; Klöckner et al., 2021). The purpose of 6PPD in products is to act as an antiozonant and antioxidant. By virtue of this purpose and the mechanism of action, 6PPD transformation products are expected and have previously been found in the environment (Zhao, Hu, Tian, et al., 2023).

The transformation product that has undergone the most investigation is 6PPD-q. 6PPD-q is extremely toxic to certain salmonids, including coho salmon, where it is responsible for pre-spawn mortality causing widespread die-offs in migrating populations. Not much is known about hazards of 6PPD-q. Recent papers have suggested it has bioaccumulation and genotoxicity potential (Wu et al., 2023). Papers also suggested 6PPD-q can induce hepatotoxicity in mice, where the proposed hepatotoxicity was caused by 6PPD-q inducing abnormal glycolipid metabolism that led to macrophage infiltration in the liver (L. Fang et al., 2023).

Reproductive and developmental toxicity

6PPD was associated with increased gestation length or dystocia (i.e., difficult birth) in multiple studies on reproductive effects in rats (ECHA, n.d.-b; ToxServices, 2021b). In one study, female Sprague-Dawley rats exposed to 6PPD died or were euthanized near the point of death, and the authors attributed the deaths to prolonged labor or dystocia. These findings are consistent with classification as a Globally Harmonized System (GHS) Category 1B reproductive toxicant.

6PPD is classified by the MAK-Commission in Pregnancy Risk Group C and was associated with decreased fetal body weights or increased post-implantation loss in animal studies (Deutsche Forschungsgemeinschaft, 2018; ToxServices, 2021b). 6PPD also was reported to affect pubertal development and thyroid parameters in a study of juvenile female Sprague-Dawley rats, and the authors suggested this effect was endocrine mediated (ToxServices, 2021b).

Endocrine disruption

As stated above, 6PPD has been associated with effects on female pubertal development, in a study of juvenile Sprague-Dawley rats, and the effects may be endocrine mediated. 6PPD was also found to be active in 4 of 6 estrogen receptor assays, 7 of 8 androgen receptor assays, 2 of 2 steroidogenesis assays, and 2 of 6 thyroid receptor assays in vitro, as part of EPA's Endocrine

Disruptor Screening Program for the 21st Century (EDSP21). EPA ToxCast computational modeling also suggested 6PPD may be endocrine active (ToxServices, 2021b).

Ecological toxicity

6PPD is classified as very toxic to aquatic life by Japan, Korea, and New Zealand. It is also classified as inherently toxic to the environment by Environment Canada, due to acute toxicity observed in multiple species of fish (ToxServices, 2021b). The lowest LC50 reported for 6PPD is 0.028 mg/L in Japanese rice fish (*Oryzias latipes*) (NITE, n.d.). The environmental transformation product 6PPD-q has also been shown to be acutely toxic to juvenile coho salmon (*Oncorhynchus kisutch*) at very low concentrations, with a 24-hour LC50 of 0.000095 mg/L (Tian et al., 2022). Rainbow trout (*Oncorhynchus mykiss*) and brook trout (*Salvelinus fontinalis*) are also sensitive to 6PPD-q with LC50s of 0.001 mg/L (72-hour) and 0.00059 mg/L (24-hour), respectively (Brinkmann et al., 2022). 6PPD-q exposure to these fish leads to elevated hematocrit, disrupted energy metabolism, and abnormal behavior such as hovering close to the water surface, gasping, spiraling, and accelerated opercular movements (Brinkmann et al., 2022).

In addition to the acute toxicity of 6PPD and its transformation product 6PPD-q, chronic aquatic toxicity is also observed with a reported 30-day no observable effect concentration (NOEC) of 0.004 mg/L in Japanese rice fish (*Oryzias latipes*) for 6PPD (ToxServices, 2021b). 6PPD is classified as very toxic to aquatic life with long lasting effects by Japan, Korea, and New Zealand.

Environmental fate

6PPD forms several breakdown products, including 4-hydroxydiphenylamine, phenylbenzoquinone imine, 1,3-dimethylbutylamine aniline, 1,4-benzoquinone, 1,3-dimethylbutylamine, aniline, and 6PPD-q (ToxServices, 2021b). Up to 25 6PPD transformation products have been identified, with 6PPD-q, 1,3-DMBA, and two uncharacterized products called TP 274 and TP 282b frequently detected in roadway runoff and receiving waters (Zhao, Hu, Gonzalez, et al., 2023; Zhao, Hu, Tian, et al., 2023). As discussed above, 6PPD-q has been shown to be extremely toxic in coho salmon (*Oncorhynchus kisutch*) (Tian et al., 2022).

Fugacity modeling predicts that 6PPD will primarily partition to soil and sediment due to its low water solubility (ToxServices, 2021b). A fugacity model is used to predict the behavior of a chemical in different compartments (i.e., air, water, sediment, or soil) to determine its expected environmental fate (Mackay et al., 1992). No soil degradation data is available for 6PPD, however there is data available for a structurally similar compound, 1,4-benzenediamine,N-(1,4-dimethylpentyl)-N'-phenyl-. That compound was found to only achieve partial mineralization and is presumed to primarily degrade to intermediate transformation products (ToxServices, 2021b). 6PPD is known to form the aquatic toxicant 6PPD-q as an environmental transformation product. 6PPD-q has been detected in California waterways, which indicates it is sufficiently persistent to potentially expose aquatic organisms (DTSC (Department of Toxic Substances Control, 2022). In water, 6PPD-q is more persistent than 6PPD (approximately days or weeks versus hours half-life) (Di et al., 2022; Hiki & Yamamoto, 2022), although pH and

temperature greatly affect the reaction rate, where a lower pH and higher temperature yield the longest persistence.

The structurally similar surrogate chemical, 1,4-benzenediamine,N-(1,4-dimethylpentyl)-N'-phenyl- was reported to have measured bioconcentration factors of 1700 and 1500 in carp exposed at 0.001 and 0.01 mg/L, respectively. These results for a strong surrogate chemical suggest that 6PPD is likely to bioaccumulate (ToxServices, 2021b))(ToxServices, 2021b)). In addition, 6PPD and 6PPD-q have been detected in fish and lettuce roots and leaves, showing that excretion of these compounds can be slower than uptake and providing further evidence of bioaccumulation of both 6PPD and its transformation products (Castan et al., 2023; Ji, Li, et al., 2022).)(Castan et al., 2023; Ji, Li, et al., 2022).

Referenced hazard assessments

The hazard assessments referenced in Table 29 are described in the [Technical Methods chapter](#) of this report. We reviewed each method for transparency and consistency in scoring methods and data requirements (Ecology, 2022). Using hazard assessments allows us to apply a consistent, non-biased approach to evaluating chemicals across multiple endpoints and levels of data. In this report, hazard assessments allow us to identify known and potential hazards of chemicals within the priority chemical classes.

6PPD scored as a Benchmark-1 chemical in a GreenScreen hazard assessments; indicating its use should be avoided (ToxServices, 2021b).

In the GreenScreen assessment, 6PPD was assigned hazard scores of high for reproductive toxicity, skin sensitization, persistence, and bioaccumulation. 6PPD was also assigned hazard scores of very high for acute aquatic toxicity and chronic aquatic toxicity (ToxServices, 2021b).

The GreenScreen assessment for 6PPD is available on the [Research and Proposed Alternatives to 6PPD informational site](#) (ToxServices, 2021b).

Table 29. Known and potential hazards of 6PPD and 6PPS-q.

Common name, associated CAS(s)	Known or potential hazards	Referenced hazard assessments	Relevant authoritative listings
N-(1,3-dimethylbutyl)-N'-phenyl-p-phenylenediamine (6PPD), CASRN: 793-24-8	Acute and chronic aquatic toxicity, reproductive toxicity, skin sensitization, persistence, bioaccumulation	GreenScreen BM-1	MAK (Sensitizing Substance Sh— Danger of skin sensitization)
N-(1,3-Dimethylbutyl)-N'-phenyl-p-phenylenediamine-quinone (6PPD-q), CASRN: Not available (relevant environmental transformation product)	Acute aquatic toxicity, chronic aquatic toxicity	NA	NA

Potential exposures to people and the environment

Human exposure

People are exposed to 6PPD and 6PPD transformation products through inhalation, ingestion, and skin contact from environmental contamination and direct contact with products.

6PPD and 6PPD-q are not monitored in the National Health and Nutrition Examination Survey (NHANES) and other routine biomonitoring surveillance programs. We are aware of only one research report that demonstrates exposure to 6PPD and 6PPD-q in humans (Du et al., 2022). Although, another report estimates daily ingestion and dermal absorption rates of PPDs and their quinones in children and adults ranging between approximately 0.1 and 1 ng/kg for adults, and 1 and 6.35 ng/kg for children per day (G. Cao et al., 2022). Both 6PPD and 6PPD-q were detected in 60 to 100% of urine samples, with highest concentrations in pregnant people (median 0.068 ng/mL 6PPD and 2.91 ng/mL 6PPD-q), compared to other adults (0.018 and 0.40 ng/mL) and children (0.015 and 0.076 ng/mL). The study did not address potential sources of exposure. However, a separate study measured 6PPD-q at low but detectable levels in 81% of PM_{2.5} (particle whose diameter is 2.5 μm or less) samples collected from urban locations in China (Y. Zhang et al., 2022). The factors that resulted in higher biomarkers of exposure in pregnant women relative to other population groups in the Du et al. study have not been identified.

The main sources and pathways of human exposure are not conclusively established. Inhalation is a likely exposure pathway, but there is some evidence that dietary sources can potentially add to human exposure. 6PPD and 6PPD-q can be taken up by lettuce plants under hydroponic growth conditions. This raises the possibility that food crops could be contaminated when soils contain 6PPD or transformation products from road runoff or biosolids (Castan et al., 2023). 6PPD and 6PPD-q were detected in fish for sale at a Chinese food market (Ji, Huang, et al., 2022) and in a Chinese source for drinking water (R. Zhang et al., 2023).

Tire wear particles (TWP) are generated at an estimated 2.5 to 4.7 kilograms (kg) per capita per year (DTSC, 2022). Overall, increases in vehicle miles traveled results in increased TWP generation. Some primary TWP and re-entrained road dust containing TWP can be detected in respirable fractions of airborne particulate matter (X. Wang et al., 2023). People who live, work, play, or go to school near busy roadways have higher exposure to traffic related emissions, including non-tailpipe emissions. Further, communities with elevated exposure to airborne particulate matter, and by association elevated exposure to the tire wear components of particulate matter, are more likely to have lower socio-economic status (Jbaily et al., 2022; Shen et al., 2022).

Shredded tire materials used for crumb rubber infill in turf playfields are another potential exposure pathway for 6PPD and 6PPD-q. Children and adults who participate in sports and other activities on these fields are exposed to rubber tire components through inhalation, inadvertent ingestion, and skin contact. 6PPD has been found in playground dust (Liu et al., 2019; Y. J. Zhang et al., 2022). Synthetic gastrointestinal fluids extract 6PPD from recycled tire

rubber (Armada et al., 2023), demonstrating that uptake could potentially occur from ingested tire particles.

Consumer products other than tires also represent a potentially important exposure source. PPD compounds and derivatives are found in consumer products made with rubber elastomers, including lab stoppers, doormats, shoe soles, and rubber garden hoses (Liang et al., 2022; Zhao, Hu, Gonzalez, et al., 2023).

Environmental monitoring data

As 6PPD is ubiquitous in automobile tires, it and its transformation products are likely present in almost all media worldwide. As discussed above, 6PPD is designed to react with ozone and other oxidants, so we know that transformation products will form under normal conditions. In addition, we know that 6PPD migrates to the surface of rubber products as it reacts, so rubber particles in the environment will likely continue to serve as sources of 6PPD and 6PPD transformation products for long periods of time.

6PPD and 6PPD-q are most prevalent in roadway runoff, where almost all 6PPD-q detections are above the reported LC50 for coho salmon of 0.000095 mg/L, and often exceed the LC50 of brook trout and rainbow trout as well (G. Cao et al., 2022; Challis et al., 2021; Tian et al., 2022; R. Zhang et al., 2023). 6PPD and 6PPD-q have also been detected in multiple receiving waters, including streams and rivers (Johannessen et al., 2022; Rauert et al., 2022; H.-Y. Zhang et al., 2023; R. Zhang et al., 2023). Again, these reported concentrations often are above the LC50 values of sensitive species.

In addition to roadway runoff and receiving waters, 6PPD and 6PPD transformation products also make their way into snow on the road (Challis et al., 2021; Maurer et al., 2023); standing water on roads (Nedrich, 2022); wastewater treatment plant influent and effluent (Maurer et al., 2023; Seiwert et al., 2022; H.-Y. Zhang et al., 2023); and river, estuary, coastal, and deep-sea sediment (Zeng et al., 2023).

Given the tendency of tires to wear and create small particles, it is no surprise that 6PPD and 6PPD-q have also been shown to occur in multiple types of dust. Concentrations have been highest in road dust (Hiki & Yamamoto, 2022) but have also been found in parking lot dust, house dust, urban PM2.5, electronic waste dust, and indoor dust (G. Cao et al., 2022; W. Huang et al., 2021; Liu et al., 2019; W. Wang et al., 2022; Y. Zhang et al., 2022; Y. J. Zhang et al., 2022).

Besides 6PPD and 6PPD-quinone, many other 6PPD ozonation products have been identified and detected in environmental samples (Challis et al., 2021; Hu et al., 2022; Klöckner et al., 2021). The toxicity of most of these transformation products has not been investigated.

Potential for cumulative or aggregate effects

Exposure to chemicals can result in aggregate effects and cumulative effects. Aggregate effects can occur when people or other organisms are exposed to a single chemical from multiple routes, pathways, and sources (e.g., house dust, drinking water, air, and food). Cumulative

effects can occur when people or other organisms are exposed to multiple chemicals simultaneously. These cumulative exposures may come from multiple exposure routes, pathways, and sources or just a single source.

Potential for aggregate effects

6PPD is released into the environment through multiple pathways, and transformation in the environment can lead to transformation products concentrating in different media. Wildlife can be exposed to 6PPD and 6PPD transformation products through water, sediment, particulates, and air. These aggregate exposures have the potential to lead to aggregate impacts.

Inhalation of particulate matter or dust particles is thought to dominate exposure, but people can inadvertently ingest dusts or crumb rubber from playfields, and there is some potential for exposure through food and water. Limited data show that 6PPD and 6PPD-q may be present in foods such as fish (including the Snakehead, Weever, and Spanish Mackerel) (Castan et al., 2023; Ji, Huang, et al., 2022). Lettuce plants can take up tire wear contaminants from liquid media, raising the concern that food crops could be an exposure route if grown in soils contaminated by road dusts with 6PPD and transformation products (Castan et al., 2023). It is not known if tire dust can contaminate food crops. Dermal exposure is possible too, especially to children participating in sports on crumb rubber playfields. Groups of people who are more exposed to contaminated food, water, or dust may be at higher risk of aggregate impacts from 6PPD and 6PPD transformation products.

We concluded that there is the potential for aggregate exposures to 6PPD because people and wildlife can be exposed from multiple sources. Wildlife are exposed to 6PPD and its transformation products through water and air. People can also be exposed when interacting with products containing 6PPD.

Potential for cumulative effects

Wildlife, including sensitive species, are exposed to 6PPD and 6PPD-q as well as other environmental contaminants (Conn et al., 2020; Meador et al., 2016). In fact, untargeted analyses of chemicals in stormwater have identified unique indicators of chemical contamination from urban stormwater (Peter et al., 2022). Broadly, tire leachate (not 6PPD or 6PPD transformation products specifically) has also been shown to be acutely and chronically toxic to a broad range of aquatic species (Leazer, 2022; Page et al., 2022; Shin et al., 2022). 6PPD and 6PPD-q have not been specially tested on a number of these species. However, due to the high toxicity in many species that it has been tested on, it is likely that 6PPD contributes to the toxicity of tire leachate in at least some of these instances. In addition, consumption of TWP has been shown to expose aquatic species to the chemicals in tires, including 6PPD (Masset et al., 2022), and the addition of other chemicals, such as salt, increases the toxicity of 6PPD towards some aquatic species (Klauschies & Isanta-Navarro, 2022). The cumulative exposures described here have the potential to contribute to cumulative impacts in salmon.

There is also potential for cumulative effects in people because exposure via tire wear particles, traffic corridors, occupational exposure within tire factories, and crumb rubber in playfields results in co-exposure to highly complex mixtures of the chemicals that are present in tires and tire wear by-products as well as other traffic-related pollutants. Some chemicals in these mixtures that have potential to cause cumulative impacts from combined exposure with 6PPD include tire-associated chemical classes such as polycyclic aromatic hydrocarbons (PAHs), plasticizers, antioxidants, vulcanization accelerators, benzothiazoles, chlorinated paraffins, metals, and polychlorinated biphenyls (PCBs) (Armada et al., 2022, 2023). Many substances in these chemical classes are reproductive toxicants. As discussed above, oral exposure to 6PPD was associated with increased gestation length and difficult labor in rats (cited above).

We concluded that there is the potential for cumulative effects because people and wildlife are exposed to 6PPD and other chemicals that can impact the reproductive system or are toxic to fish, for example.

Potential to contribute adverse impacts

In sensitive populations

When people are exposed to chemicals with known or suspected toxicities, there is the potential for adverse impacts. The impacts may be greater when people are also exposed to other environmental contaminants that impact the same biological systems. People, including sensitive populations, are exposed to 6PPD. Exposure to 6PPD is associated with reproductive toxicity. Therefore, 6PPD has the potential to contribute to adverse impacts in humans, including sensitive populations such as people of childbearing age, developing fetuses, and children.

The direct effects of 6PPD and 6PPD-q toxicity in humans have not been characterized, but there is potential for cumulative impacts with coexposure to other traffic-related pollutants. Populations that may be of concern for 6PPD exposure, in addition to tribal populations and others who consume salmon, include:

- Pregnant people, because of the possible relevance of rat toxicity studies that show reproductive toxicity of 6PPD exposure.
- Children and professional athletes who spend more time actively playing on turf fields, because of potentially high aggregate exposure.
- People who live, play, work, or attend school near busy roadways. In particular, populations in low socio-economic status neighborhoods with heavily trafficked roadways may be both highly exposed and have greater susceptibility.
- People who work in occupations with exposure risk, including tire factories and tire recycling centers.

A critical impact of 6PPD on public health is the indirect impact that declining salmon populations have on food supplies and multiple elements of cultural health and well-being for tribal populations and others who depend on salmon for food. This includes a large number of Washingtonians who are potentially impacted by 6PPD-q toxicity to salmon.

In sensitive species

When chemicals are released into the environment, they have the potential to expose sensitive species, such as forage fish (i.e., small schooling species who are important sources of prey), salmon, or orcas. If these chemicals have toxic properties, there is potential to contribute to adverse impacts in sensitive species. 6PPD and 6PPD-q are found in the environment and are highly toxic to aquatic life, especially salmon.

6PPD-q was first discovered during a search for the causal toxicant in pre-spawn mortality in coho salmon. This was a condition where up to 90% of migrating coho salmon were killed by roadway runoff before they were able to spawn. 6PPD-q was shown to have a LC50 of 0.000095 mg/L towards coho salmon, making it one of the most potent aquatic toxicants known (Tian et al., 2022). Since then, several other species have also shown high susceptibility to this chemical, including brook trout with an LC50 of 0.00059 mg/L and rainbow trout with an LC50 of 0.001 mg/L (Brinkmann et al., 2022). Since concentrations in this range and higher are often reached in roadway runoff and urban waterways, we know that fish are currently at risk because of the use of this chemical. Roadway runoff has been shown to be lethal to coho, steelhead, and chinook (French et al., 2022), and adverse effects have been detected on algae and zooplankton for decades (Portele et al., 1982).

Wild salmon populations are struggling in Washington, and most species are not meeting recovery goals. Pollution stormwater runoff is thought to be one of the leading pressures on salmon habitat (Governor's Salmon Recovery Office, 2023). It is estimated that localized extinction of coho populations could occur within the next decades if pre-spawn mortality is not addressed (Spromberg & Scholz, 2011).

Although 6PPD-q shows extremely high acute toxicity to some species, including coho salmon, brook trout, and rainbow trout, it shows much lower acute toxicity to other species, such as zebrafish. 6PPD-q was not acutely toxic, even at high concentrations, to species closely related to coho salmon, such as Atlantic salmon, chum salmon, and sockeye salmon.

Although the majority of aquatic research on 6PPD-q has focused on acute toxicity, there is some evidence that it can have chronic effects, even at concentrations much lower than the LC50 value (Ji, Huang, et al., 2022; Varshney et al., 2022). For instance, 6PPD-q has been shown to induce neurodegeneration and alter intestinal permeability in the worm *C. elegans* at environmentally relevant concentrations, though how this translates to other species is unknown (Hua et al., 2023a, 2023b).

6PPD also scores very high for acute and chronic aquatic toxicity, although it is not as toxic towards any species as 6PPD-q is towards coho salmon (ToxServices, 2021b).

Appendix A. Acronyms and Abbreviations

Table 30. Acronyms and abbreviations with definitions.

Term	Definition
2,4-D	2,4-Dichlorophenoxyacetic acid
6PPD	N-(1,3-dimethylbutyl)-N'-phenyl-p-phenylenediamine
6PPD-q	N-(1,3-dimethylbutyl)-N'-phenyl-p-phenylenediamine-quinone
µg/cm ³	Micrograms per centimeter cubed
µg/L	Micrograms per liter
µg/dL	Micrograms per deciliter
µg/m ³	Micrograms per meter cubed
µg	Microgram
µm	Micron
ABLES	Adult Blood Lead Epidemiology and Surveillance
ADHD	attention-deficit/hyperactivity disorder
AHA	American Heart Association
ASD	Autism spectrum disorder
ATSDR	Agency for Toxic Substances and Disease Registry
BAF	Bioaccumulation Factor
BCF	Bioconcentration Factor
BLL	Blood Lead Level
BLRV	Blood Lead Reference Value
BM	Benchmark
BOD	Biochemical Oxygen Demand
BTEX	Benzene, toluene, ethylbenzene, and xylenes
CA	California
CAP	Chemical Action Plan
CAS	Chemical Abstracts Service
CASRN	Chemical Abstracts Service Reference Number
CDC	Centers for Disease Control
CEPA	Canadian Environmental Protection Act
CERCLA	Comprehensive Environmental Response, Compensation, and Liability Act
CHCC	Chemicals of High Concern to Children
CMR	Carcinogenic, mutagenic, reproductive toxics
COD	Chemical Oxygen Demand
COU	Conditions of Use
CPE	Chlorinated polyethylene

Term	Definition
CPDat	Chemical and Products Database
CPVC	Chlorinated polyvinylchloride
CSL	Cleanup Screening Level
cVMS	Cyclic volatile methylsiloxanes
D3	Hexamethylcyclotrisiloxane
D4	Octamethylcyclotetrasiloxane
D5	Decamethylcyclopentasiloxane
D6	Dodecamethylcyclohexasiloxane
DBDPE	Decabromodiphenyl ethane
DDD	Dichlorodiphenyldichloroethane
DDT	Dichlorodiphenyltrichloroethane
DEC	New York Department of Environmental Conservation
DecaBDE	Decabromodiphenyl ether
DEPA	Danish Environmental Protection Agency/Danish Ministry of the Environment
DMSD	Dimethylsilanediol
DSL	Domestic Substances List
Health	Washington State Department of Health
DTSC	California Department of Toxic Substances Control
EC	European Commission
ECHA	European Chemicals Agency
Ecology	Washington State Department of Ecology
EDSP21	Endocrine Disruptor Screening Program for the 21 st Century
EIA	U.S. Energy Information Administration
EPA	U.S. Environmental Protection Agency
ESIS	European chemical Substances Information System
EU	European Union
FDA	U.S. Food and Drug Administration
FEMA	Federal Emergency Management Agency
GHS	Globally Harmonized System of Classification and Labeling of Chemicals
HBCD	Hexabromocyclododecane
IARC	International Agency for Research on Cancer
ID	Intellectual disorder
IQ	Intelligence quotient
IPCS	International Programme on Chemical Safety
kg	Kilogram
K _{ow}	Octanol—water partition coefficient
LC ₅₀	Lethal Concentration for 50% of test animals studied

Term	Definition
LD	Learning disability
LD ₅₀	Lethal Dose for 50% of test animals studied
LNI	Washington State Department of Labor and Industries
LOD	Limit of detection
LT	List Translator
mg	Milligram
mg/L	Milligrams per liter
mg/kg	Milligrams per kilogram
N/A	Not applicable
NAS	National Academies of Sciences
NATTS	National Air Toxics Trend Site
ng	Nanogram
ng/kg	Nanograms per kilogram
ng/m ³	Nanograms per meter cubed
ng/mL	Nanograms per milliliter
NHANES	National Health and Nutrition Examination Survey
NICNAS	National Industrial Chemicals Notification and Assessment Scheme
NIEHS	National Institute of Environmental Health Sciences
NIOSH	National Institute for Occupational Safety and Health
NITE	National Institute of Technology and Evaluation
NOAEL	No Observed Adverse Effect Level
NOEC	No Observed Effect Concentration
NTP	National Toxicology Program (part of U.S. DHHS)
NWQAP	National Water-Quality Assessment Program
NZ	New Zealand
OECD	Organisation for Economic Co-operation and Development
OEHHA	California Office of Environmental Health Hazard Assessment
OR	Oregon
OSHA	Occupational Safety and Health Administration
OSPAR	Oslo and Paris Conventions Commission
PAH	Polyaromatic hydrocarbon
PBB	Polybrominated biphenyl
PBDE	Polybrominated diphenyl ether
PBT	Persistent, bioaccumulative, toxic
PCB	Polychlorinated biphenyl
PCE	Perchloroethylene
PEC	Probable effect concentration

Term	Definition
PFAS	Per- and polyfluoroalkyl substances
PM _{2.5}	Fine particulate matter
POP	Persistent Organic Pollutant
ppb	Parts per billion
ppm	Parts per million
PUC	Product Use Category
PVC	Polyvinyl chloride
RCW	Revised Code of Washington
REACH	Registration, Evaluation, Authorisation, and Restriction of Chemicals
RoC	Report on Carcinogens
SAR	Structure Activity Relationship
SCO	Sediment cleanup objective
SVHC	Substances of Very High Concern
t/yr	Metric tons per year
TBBPA	Tetrabromobisphenol A
TCDD	2,3,7,8-Tetrachlorodibenzodioxin
TCEP	Tris(2-chloroethyl) phosphate
TDCPP	Tris(1,3-dichloro-2-propyl) phosphate
TNBP	Tri-n-butyl phosphate
TRI	Toxics Release Inventory
TSCA	Toxic Substances Control Act
TWP	Tire wear particle
UNEP	United Nations Environmental Programme
USGS	U.S. Geological Survey
VOC	Volatile organic compound
vPvB	Very persistent and very bioaccumulative
WA	Washington State
WAC	Washington Administrative Code
WHO	World Health Organization

Appendix B. Citation List

- Ahn, J., Park, M. Y., Kang, M.-Y., Shin, I.-S., An, S., & Kim, H.-R. (2020). [Occupational Lead Exposure and Brain Tumors: Systematic Review and Meta-Analysis](#). *International Journal of Environmental Research and Public Health*, 17(11), 3975.
<https://doi.org/10.3390/ijerph17113975>
- Åkesson, A., Bjellerup, P., Lundh, T., Lidfeldt, J., Nerbrand, C., Samsioe, G., Skerfving, S., & Vahter, M. (2006). [Cadmium-Induced Effects on Bone in a Population-Based Study of Women](#). *Environmental Health Perspectives*, 114(6), 830–834.
<https://doi.org/10.1289/ehp.8763>
- Andrzejewski, D., & Weisz, A. (1999). [Rapid quantification of hexachlorobenzene in the color additives D&C Red Nos. 27 and 28 \(phloxine B\) using solid-phase microextraction and gas chromatography–mass spectrometry](#). *Journal of Chromatography A*, 863(1), 37–46.
[https://doi.org/10.1016/S0021-9673\(99\)00961-9](https://doi.org/10.1016/S0021-9673(99)00961-9)
- Anttila, A., Uuksulainen, S., Rantanen, M., & Sallmén, M. (2022). [Lung cancer incidence among workers biologically monitored for occupational exposure to lead: a cohort study](#). *Scandinavian Journal of Work, Environment & Health*, 48(7), 540–548.
<https://doi.org/10.5271/sjweh.4046>
- Arkoosh, M. R., Boylen, D., Dietrich, J., Anulacion, B. F., GinaYlitalo, Bravo, C. F., Johnson, L. L., Loge, F. J., & Collier, T. K. (2010). [Disease susceptibility of salmon exposed to polybrominated diphenyl ethers \(PBDEs\)](#). *Aquatic Toxicology*, 98(1), 51–59.
<https://doi.org/10.1016/j.aquatox.2010.01.013>
- Arkoosh, M. R., Van Gaest, A. L., Strickland, S. A., Hutchinson, G. P., Krupkin, A. B., & Dietrich, J. P. (2017). [Alteration of thyroid hormone concentrations in juvenile Chinook salmon \(*Oncorhynchus tshawytscha*\) exposed to polybrominated diphenyl ethers, BDE-47 and BDE-99](#). *Chemosphere*, 171, 1–8. <https://doi.org/10.1016/j.chemosphere.2016.12.035>
- Armada, D., Llompарт, M., Celeiro, M., Garcia-Castro, P., Ratola, N., Dagnac, T., & de Boer, J. (2022). [Global evaluation of the chemical hazard of recycled tire crumb rubber employed on worldwide synthetic turf football pitches](#). *Science of the Total Environment*, 812.
<https://doi.org/10.1016/J.SCITOTENV.2021.152542>
- Armada, D., Martinez-Fernandez, A., Celeiro, M., Dagnac, T., & Llompарт, M. (2023). [Assessment of the bioaccessibility of PAHs and other hazardous compounds present in recycled tire rubber employed in synthetic football fields](#). *The Science of the Total Environment*, 857(Pt 2). <https://doi.org/10.1016/J.SCITOTENV.2022.159485>
- ATSDR. (n.d.). [ToxFAQs for 1-Bromopropane](#). Retrieved April 16, 2023, from <https://www.atsdr.cdc.gov/toxfaqs/tfacts209.pdf>

- ATSDR. (2004a). [Interaction profile for: 1,1,1-trichloroethane, 1,1-dichloroethane, trichloroethylene, and tetrachloroethylene](https://www.atsdr.cdc.gov/interactionprofiles/ip-vocs/ip02.pdf).
<https://www.atsdr.cdc.gov/interactionprofiles/ip-vocs/ip02.pdf>
- ATSDR. (2004b). *Interaction Profile for: Benzene, Toluene, Ethylbenzene, and Xylenes (BTEX)* .
- ATSDR. (2006). *Toxicological profile for vinyl chloride*.
- ATSDR. (2007a). *Public Health Statement for Lead*.
- ATSDR. (2007b). *Toxicological Profile for Benzene*.
- ATSDR. (2007c). *Toxicological Profile for Xylene*.
- ATSDR. (2008). *final report on formaldehyde levels in FEMA-supplied travel trailers, park models, and mobile homes*.
- ATSDR. (2010a). *Toxicological Profile for Ethylbenzene*.
- ATSDR. (2010b). *Toxicological Profile for Formaldehyde*.
- ATSDR. (2012). *Toxicological Profile for Cadmium*.
<https://www.atsdr.cdc.gov/toxprofiles/tp5.pdf>
- ATSDR. (2015). *Toxicological Profile for Hexachlorobenzene*.
- ATSDR. (2017). *Toxicological Profile for Toluene*.
- ATSDR. (2020a). *Toxicological Profile for Lead*.
- ATSDR. (2020b). *Toxicology Profile for Lead*.
- Barul, C., Fayossé, A., Carton, M., Pilorget, C., Woronoff, A. S., Stücker, I., & Luce, D. (2017). [Occupational exposure to chlorinated solvents and risk of head and neck cancer in men: A population-based case-control study in France](https://doi.org/10.1186/s12940-017-0286-5). *Environmental Health: A Global Access Science Source*, 16(1). <https://doi.org/10.1186/s12940-017-0286-5>
- Benedetto Tiz, D., Bagnoli, L., Rosati, O., Marini, F., Sancineto, L., & Santi, C. (2022). [New Halogen-Containing Drugs Approved by FDA in 2021: An Overview on Their Syntheses and Pharmaceutical Use](https://doi.org/10.3390/molecules27051643). *Molecules*, 27(5), 1643. <https://doi.org/10.3390/molecules27051643>
- Berntssen, M. H. G., Lundebye, A.-K., & Hamre, K. (2000). [Tissue lipid peroxidative responses in Atlantic salmon \(Salmo salar L.\) parr fed high levels of dietary copper and cadmium](https://doi.org/10.1023/A:1007894816114). *Fish Physiology and Biochemistry*, 23(1), 35–48. <https://doi.org/10.1023/A:1007894816114>
- Bérubé, R., Garnier, C., Lefebvre-Raine, M., Gauthier, C., Bergeron, N., Triffault-Bouchet, G., Langlois, V. S., & Couture, P. (2023). [Early developmental toxicity of Atlantic salmon](#)

- [exposed to conventional and unconventional oils](#). *Ecotoxicology and Environmental Safety*, 250, 114487. <https://doi.org/10.1016/j.ecoenv.2022.114487>
- Biesterbos, J. W. H., Beckmann, G., van Wel, L., Anzion, R. B. M., von Goetz, N., Dudzina, T., Roeleveld, N., Ragas, A. M. J., Russel, F. G. M., & Scheepers, P. T. J. (2015). [Aggregate dermal exposure to cyclic siloxanes in personal care products: implications for risk assessment](#). *Environment International*, 74, 231–239. <https://doi.org/10.1016/j.envint.2014.10.017>
- Biomonitoring California. (2018). [Triclosan Fact Sheet](#). <https://biomonitoring.ca.gov/sites/default/files/downloads/TriclosanFactSheet.pdf>
- Bolden, A. L., Kwiatkowski, C. F., & Colborn, T. (2015). [New Look at BTEX: Are Ambient Levels a Problem?](#) *Environmental Science & Technology*, 49(9), 5261–5276. <https://doi.org/10.1021/es505316f>
- Boyer, I. J., Heldreth, B., Bergfeld, W. F., Belsito, D. V., Hill, R. A., Klaassen, C. D., Liebler, D. C., Marks, J. G., Shank, R. C., Slaga, T. J., Snyder, P. W., & Andersen, F. A. (2013). [Amended Safety Assessment of Formaldehyde and Methylene Glycol as Used in Cosmetics](#). *International Journal of Toxicology*, 32(6_suppl), 5S-32S. <https://doi.org/10.1177/1091581813511831>
- Boyle, J., Yeter, D., Aschner, M., & Wheeler, D. C. (2021). [Estimated IQ points and lifetime earnings lost to early childhood blood lead levels in the United States](#). *Science of The Total Environment*, 778, 146307. <https://doi.org/10.1016/j.scitotenv.2021.146307>
- Brinkmann, M., Montgomery, D., Selinger, S., Miller, J. G. P., Stock, E., Alcaraz, A. J., Challis, J. K., Weber, L., Janz, D., Hecker, M., & Wiseman, S. (2022). [Acute Toxicity of the Tire Rubber-Derived Chemical 6PPD-quinone to Four Fishes of Commercial, Cultural, and Ecological Importance](#). *Environmental Science & Technology Letters*, 9(4), 333–338. <https://doi.org/10.1021/acs.estlett.2c00050>
- Brocksen, R. W., & Bailey, H. T. (1973). RESPIRATORY RESPONSE OF JUVENILE CHINOOK SALMON AND STRIPED BASS EXPOSED TO BENZENE, A WATER-SOLUBLE COMPONENT OF CRUDE OIL. *Biological Effects*, 783–792.
- Brothers, H. M., Boehmer, T., Campbell, R. A., Dorn, S., Kerbleski, J. J., Lewis, S., Mund, C., Pero, D., Saito, K., Wieser, M., & Zoller, W. (2017). [Determination of cyclic volatile methylsiloxanes in personal care products by gas chromatography](#). *International Journal of Cosmetic Science*, 39(6), 580–588. <https://doi.org/10.1111/ics.12411>
- Buck Louis, G. M., Yeung, E., Kannan, K., Maisog, J., Zhang, C., Grantz, K. L., & Sundaram, R. (2019). [Patterns and Variability of Endocrine-disrupting Chemicals During Pregnancy](#). *Epidemiology*, 30, S65–S75. <https://doi.org/10.1097/EDE.0000000000001082>

- Buha, A., Đukić-Ćosić, D., Ćurčić, M., Bulat, Z., Antonijević, B., Moulis, J.-M., Goumenou, M., & Wallace, D. (2020). [Emerging Links between Cadmium Exposure and Insulin Resistance: Human, Animal, and Cell Study Data](#). *Toxics*, 8(3), 63. <https://doi.org/10.3390/toxics8030063>
- Bulka, C., Nastoupil, L. J., McClellan, W., Ambinder, A., Phillips, A., Ward, K., Bayakly, A. R., Switchenko, J. M., Waller, L., & Flowers, C. R. (2013). [Residence proximity to benzene release sites is associated with increased incidence of non-Hodgkin lymphoma](#). *Cancer*, 119(18), 3309–3317. <https://doi.org/10.1002/cncr.28083>
- California Office of Environmental Health Hazard Assessment. (2023). *The Proposition 65 List - OEHAA*.
- Callahan, C. L., Stewart, P. A., Friesen, M. C., Locke, S., De Roos, A. J., Cerhan, J. R., Severson, R. K., Rothman, N., & Purdue, M. P. (2018). [Case-control investigation of occupational exposure to chlorinated solvents and non-Hodgkin's lymphoma](#). *Occupational and Environmental Medicine*, 75(6), 415–420. <https://doi.org/10.1136/oemed-2017-104890>
- Campagna, D., Stengel, B., Mergler, D., Limasset, J. C., Diebold, F., Michard, D., & Huel, G. (2001). [Color vision and occupational toluene exposure](#). *Neurotoxicology and Teratology*, 23(5), 473–480. [https://doi.org/10.1016/S0892-0362\(01\)00163-5](https://doi.org/10.1016/S0892-0362(01)00163-5)
- Cao, G., Wang, W., Zhang, J., Wu, P., Zhao, X., Yang, Z., Hu, D., & Cai, Z. (2022). [New Evidence of Rubber-Derived Quinones in Water, Air, and Soil](#). *Environmental Science & Technology*, 56(7), 4142–4150. <https://doi.org/10.1021/acs.est.1c07376>
- Cao, X. L., Sparling, M., & Dabeka, R. (2016). [Occurrence of 13 volatile organic compounds in foods from the Canadian total diet study](#). *Food Additives & Contaminants. Part A, Chemistry, Analysis, Control, Exposure & Risk Assessment*, 33(2), 373–382. <https://doi.org/10.1080/19440049.2015.1129072>
- Capela, D., Alves, A., Homem, V., & Santos, L. (2016). [From the shop to the drain - Volatile methylsiloxanes in cosmetics and personal care products](#). *Environment International*, 92–93, 50–62. <https://doi.org/10.1016/J.ENVINT.2016.03.016>
- Castan, S., Sherman, A., Peng, R., Zumstein, M. T., Wanek, W., Hüffer, T., & Hofmann, T. (2023). [Uptake, Metabolism, and Accumulation of Tire Wear Particle-Derived Compounds in Lettuce](#). *Environmental Science & Technology*, 57(1), 168–178. <https://doi.org/10.1021/acs.est.2c05660>
- Cavalleri, A., Gobba, F., Nicali, E., & Fiocchi, V. (2000). [Dose-related color vision impairment in toluene-exposed workers](#). *Archives of Environmental Health*, 55(6), 399–404. <https://doi.org/10.1080/00039890009604037>
- CDC. (n.d.-a). [Biomonitoring Study Halogenated Solvents](#). Retrieved April 17, 2023, from https://www.cdc.gov/biomonitoring/HalogenatedSolvents_BiomonitoringSummary.html

- CDC. (n.d.-b). [Biomonitoring Summary - Organochlorine Pesticides Overview](https://www.cdc.gov/biomonitoring/Trichlorophenols_BiomonitoringSummary.html). Retrieved April 16, 2023, from https://www.cdc.gov/biomonitoring/Trichlorophenols_BiomonitoringSummary.html
- CDC. (n.d.-c). [Blood Lead Reference Value](https://www.cdc.gov/nceh/lead/data/blood-lead-reference-value.htm). Retrieved May 4, 2023, from <https://www.cdc.gov/nceh/lead/data/blood-lead-reference-value.htm>
- CDC. (1997). Epidemiologic notes and reports. Angiosarcoma of the liver among polyvinyl chloride workers--Kentucky. 1974. *MMWR. Morbidity and Mortality Weekly Report*, 46(5), 97–101.
- CDC. (2009). *Fourth National Report on Human Exposure to Environmental Chemicals*.
- CDC. (2022a). [Biomonitoring Data Tables for Environmental Chemicals](https://www.cdc.gov/exposurereport/data_tables.html). https://www.cdc.gov/exposurereport/data_tables.html
- CDC. (2022b). [Most Recent National Asthma Data](https://www.cdc.gov/asthma/most_recent_national_asthma_data.htm). https://www.cdc.gov/asthma/most_recent_national_asthma_data.htm
- Challis, J. K., Popick, H., Prajapati, S., Harder, P., Giesy, J. P., McPhedran, K., & Brinkmann, M. (2021). [Occurrences of Tire Rubber-Derived Contaminants in Cold-Climate Urban Runoff](https://doi.org/10.1021/acs.estlett.1c00682). *Environmental Science & Technology Letters*, 8(11), 961–967. <https://doi.org/10.1021/acs.estlett.1c00682>
- Chandravanshi, L., Shiv, K., & Kumar, S. (2021). [Developmental toxicity of cadmium in infants and children: a review](https://doi.org/10.5620/eaht.2021003). *Environmental Analysis Health and Toxicology*, 36(1), e2021003. <https://doi.org/10.5620/eaht.2021003>
- Chin, J.-Y., Godwin, C., Parker, E., Robins, T., Lewis, T., Harbin, P., & Batterman, S. (2014). [Levels and sources of volatile organic compounds in homes of children with asthma](https://doi.org/10.1111/ina.12086). *Indoor Air*, 24(4), 403–415. <https://doi.org/10.1111/ina.12086>
- Choi, Y. H., Kim, H. J., Sohn, J. R., & Seo, J. H. (2023). [Occupational exposure to VOCs and carbonyl compounds in beauty salons and health risks associated with it in South Korea](https://doi.org/10.1016/J.ECOENV.2023.114873). *Ecotoxicology and Environmental Safety*, 256. <https://doi.org/10.1016/J.ECOENV.2023.114873>
- Christiansen, S., Draskau, M., Svingen, T., & Axelstad, M. (2022). *Hazard assessment of endocrine disruptors - Assessment of D4*.
- Cichocki, J. A., Guyton, K. Z., Guha, N., Chiu, W. A., Rusyn, I., & Lash, L. H. (2016). [Target Organ Metabolism, Toxicity, and Mechanisms of Trichloroethylene and Perchloroethylene: Key Similarities, Differences, and Data Gaps](https://doi.org/10.1124/jpet.116.232629). *Journal of Pharmacology and Experimental Therapeutics*, 359(1), 110–123. <https://doi.org/10.1124/jpet.116.232629>

- Conn, K. E., Liedtke, T. L., Takesue, R. K., & Dinicola, R. S. (2020). [Legacy and current-use toxic contaminants in Pacific sand lance \(*Ammodytes personatus*\) from Puget Sound, Washington, USA](#). *Marine Pollution Bulletin*, 158, 111287. <https://doi.org/10.1016/j.marpolbul.2020.111287>
- Croes, K., Den Hond, E., Bruckers, L., Govarts, E., Schoeters, G., Covaci, A., Loots, I., Morrens, B., Nelen, V., Sioen, I., Van Larebeke, N., & Baeyens, W. (2015). [Endocrine actions of pesticides measured in the Flemish environment and health studies \(FLEHS I and II\)](#). *Environmental Science and Pollution Research International*, 22(19), 14589–14599. <https://doi.org/10.1007/S11356-014-3437-Z>
- da Silva, D. A. M., Buzitis, J., Reichert, W. L., West, J. E., O'Neill, S. M., Johnson, L. L., Collier, T. K., & Ylitalo, G. M. (2013). [Endocrine disrupting chemicals in fish bile: A rapid method of analysis using English sole \(*Parophrys vetulus*\) from Puget Sound, WA, USA](#). *Chemosphere*, 92(11), 1550–1556. <https://doi.org/10.1016/j.chemosphere.2013.04.027>
- Davidson, C. J., Svenson, D. W., Hannigan, J. H., Perrine, S. A., & Bowen, S. E. (2022). [A novel preclinical model of environment-like combined benzene, toluene, ethylbenzene, and xylenes \(BTEX\) exposure: Behavioral and neurochemical findings](#). *Neurotoxicology and Teratology*, 91, 107076. <https://doi.org/10.1016/J.NTT.2022.107076>
- DEPA. (n.d.). *Surveys on Chemicals in Consumer Products. Reports 46, 60, 67, 68, and 84.* .
- DEPA. (2003). *Surveys on Chemicals in consumer products. Reports 23 and 4.*
- DEPA. (2005). *Survey of Chemical Substances in Consumer Products, Report 67.*
- DEPA. (2008). *Surveys on Chemicals in Consumer Products. Report 90.*
- DEPA. (2014). *Siloxanes (D3, D4, D5, D6, HMDS)*. Danish EPA (Danish Environmental Protection Agency). www.mst.dk/english
- DEPA. (2022). [Analyses and risk assessment of endocrine disruptors in products for pregnant women and children](#). Miljøstyrelsen. <https://www2.mst.dk/Udgiv/publications/2022/02/978-87-7038-398-1.pdf>
- Desrosiers, T. A., Lawson, C. C., Meyer, R. E., Richardson, D. B., Daniels, J. L., Waters, M. A., Van Wijngaarden, E., Langlois, P. H., Romitti, P. A., Correa, A., & Olshan, A. (2012). [Maternal occupational exposure to organic solvents during early pregnancy and risks of neural tube defects and orofacial clefts](#). *Occupational and Environmental Medicine*, 69(7), 493–499. <https://doi.org/10.1136/OEMED-2011-100245>
- Desrosiers, T. A., Lawson, C. C., Meyer, R. E., Stewart, P. A., Waters, M. A., Correa, A., & Olshan, A. F. (2015). [Assessed occupational exposure to chlorinated, aromatic and Stoddard solvents during pregnancy and risk of fetal growth restriction](#). *Occupational and Environmental Medicine*, 72(8), 587–593. <https://doi.org/10.1136/OEMED-2015-102835>

- Deutsche Forschungsgemeinschaft. (2018). *List of MAK and BAT Values Permanent Senate Commission for the Investigation of Health Hazards of Chemical Compounds in the Work Area*.
- Di, S., Liu, Z., Zhao, H., Li, Y., Qi, P., Wang, Z., Xu, H., Jin, Y., & Wang, X. (2022). [Chiral perspective evaluations: Enantioselective hydrolysis of 6PPD and 6PPD-quinone in water and enantioselective toxicity to *Gobiocypris rarus* and *Oncorhynchus mykiss*](#). *Environment International*, 166, 107374. <https://doi.org/10.1016/j.envint.2022.107374>
- Dinca, V., Docea, A. O., Drocas, A. I., Nikolouzakis, T. K., Stivaktakis, P. D., Nikitovic, D., Golokhvast, K. S., Hernandez, A. F., Calina, D., & Tsatsakis, A. (2023). [A mixture of 13 pesticides, contaminants, and food additives below individual NOAELs produces histopathological and organ weight changes in rats](#). *Archives of Toxicology*, 97(5), 1285–1298. <https://doi.org/10.1007/s00204-023-03455-x>
- Dodson, R. E., Cardona, B., Zota, A. R., Robinson Flint, J., Navarro, S., & Shamasunder, B. (2021). [Personal care product use among diverse women in California: Taking Stock Study](#). *Journal of Exposure Science & Environmental Epidemiology*, 31(3), 487–502. <https://doi.org/10.1038/s41370-021-00327-3>
- DOH. (2023a, April 6). [Biomonitoring in Washington State](#). <https://doh.wa.gov/data-statistical-reports/environmental-health/biomonitoring>
- DOH. (2023b, April 6). [Percentage of Blood Lead Tests with Results \$\geq 5\mu\text{g/dL}\$ Per Year for Children <72 Months of Age](#). <https://fortress.wa.gov/doh/wtn/wtnportal/#!Q0=1420>
- Dórea, J. G. (2019). [Environmental exposure to low-level lead \(Pb\) co-occurring with other neurotoxicants in early life and neurodevelopment of children](#). *Environmental Research*, 177, 108641. <https://doi.org/10.1016/j.envres.2019.108641>
- DTSC. (2022). [Product - Chemical Profile for Motor Vehicle Tires Containing N-\(1,3-Dimethylbutyl\)-N'-phenyl-pphenylenediamine \(6PPD\)](#). https://dtsc.ca.gov/wp-content/uploads/sites/31/2022/05/6PPD-in-Tires-Priority-Product-Profile_FINAL-VERSION_accessible.pdf
- DTSC (Department of Toxic Substances Control, C. (2022). [Product-Chemical Profile for Motor Vehicle Tires Containing 6PPD - Final Version](#). https://dtsc.ca.gov/wp-content/uploads/sites/31/2022/05/6PPD-in-Tires-Priority-Product-Profile_FINAL-VERSION_accessible.pdf
- Du, B., Liang, B., Li, Y., Shen, M., Liu, L.-Y., & Zeng, L. (2022). [First Report on the Occurrence of N-\(1,3-Dimethylbutyl\)-N'-phenyl-p-phenylenediamine \(6PPD\) and 6PPD-Quinone as Pervasive Pollutants in Human Urine from South China](#). *Environmental Science & Technology Letters*, 9(12), 1056–1062. <https://doi.org/10.1021/acs.estlett.2c00821>

- Dudzina, T., von Goetz, N., Bogdal, C., Biesterbos, J. W. H., & Hungerbühler, K. (2014). [Concentrations of cyclic volatile methylsiloxanes in European cosmetics and personal care products: prerequisite for human and environmental exposure assessment](https://doi.org/10.1016/j.envint.2013.10.002). *Environment International*, 62, 86–94. <https://doi.org/10.1016/j.envint.2013.10.002>
- ECHA. (n.d.-a). [Registration dossier - Lead](https://echa.europa.eu/registration-dossier/-/registered-dossier/16063/6/1). Retrieved April 5, 2023, from <https://echa.europa.eu/registration-dossier/-/registered-dossier/16063/6/1>
- ECHA. (n.d.-b). [Registration dossier - N-1,3-dimethylbutyl-N'-phenyl-p-phenylenediamine](https://echa.europa.eu/registration-dossier/-/registered-dossier/15367/7/9/1). Retrieved April 2, 2023, from <https://echa.europa.eu/registration-dossier/-/registered-dossier/15367/7/9/1>
- ECHA. (2000). *Risk Assessment Report for 2,2',6,6'-tetrabromo-4,4'-isopropylidenediphenol* .
- ECHA. (2008). *Substance name: Alkanes, C10-13, chloro: EC number: 287-476-5; CAS number: 85535-84-8. Support Document for Identification of Alkanes, C10-13, Chloro a as a Substance of Very High Concern*.
- ECHA. (2018a). [Agreement of the Member State Committee on the Identification of Decamethylcyclopentasiloxane \(D5\) as a Substance of Very High Concern](https://echa.europa.eu/documents/10162/1b116de3-d5f9-40a2-d681-2e00d3953a7b). <https://echa.europa.eu/documents/10162/1b116de3-d5f9-40a2-d681-2e00d3953a7b>
- ECHA. (2018b). [Agreement of the Member State Committee on the Identification Of Dodecamethylcyclohexasiloxane \(D6\) as a Substance of Very High Concern](https://echa.europa.eu/documents/10162/81c323a0-f0ce-8375-5091-b08d44f35553). <https://echa.europa.eu/documents/10162/81c323a0-f0ce-8375-5091-b08d44f35553>
- ECHA. (2018c). [Agreement of the Member State Committee on the Identification of Octamethylcyclotetrasiloxane \(D4\) as a Substance of Very High Concern](https://echa.europa.eu/documents/10162/680ea46d-b626-1606-814e-62f843fe2750). <https://echa.europa.eu/documents/10162/680ea46d-b626-1606-814e-62f843fe2750>
- ECHA. (2019). [Annex XV Restriction Report - D4, D5 and D6](https://echa.europa.eu/documents/10162/13641/rest_d4d5d6_axvreport_en.pdf/c4463b07-79a3-7abe-b7a7-5c816e45bb98). https://echa.europa.eu/documents/10162/13641/rest_d4d5d6_axvreport_en.pdf/c4463b07-79a3-7abe-b7a7-5c816e45bb98
- ECHA. (2023, November 23). *Table of harmonised entries in Annex VI to CLP*.
- Ecology. (n.d.-a). [Clean up and Tank Search](https://apps.ecology.wa.gov/cleanupsearch/). Retrieved April 17, 2023, from <https://apps.ecology.wa.gov/cleanupsearch/>
- Ecology. (n.d.-b). [Clean up and Tank Search](https://apps.ecology.wa.gov/cleanupsearch/reports/cleanup/contaminated). Retrieved April 5, 2023, from <https://apps.ecology.wa.gov/cleanupsearch/reports/cleanup/contaminated>
- Ecology. (n.d.-c). [PCBs in building materials](https://ecology.wa.gov/Regulations-Permits/Guidance-technical-assistance/Dangerous-waste-guidance/Common-dangerous-waste/Construction-and-demolition/PCBs-in-buildings). Retrieved May 4, 2023, from <https://ecology.wa.gov/Regulations-Permits/Guidance-technical-assistance/Dangerous-waste-guidance/Common-dangerous-waste/Construction-and-demolition/PCBs-in-buildings>

- Ecology. (n.d.-d). [Priority Consumer Products Report to the Legislature Publication Number 20-04-019](https://apps.ecology.wa.gov/publications/documents/2004019.pdf). Retrieved April 17, 2023, from <https://apps.ecology.wa.gov/publications/documents/2004019.pdf>
- Ecology. (2002). [Restover Truck Stop Groundwater Monitoring, Results of February 2002 Sampling](https://apps.ecology.wa.gov/publications/documents/0203018.pdf). <https://apps.ecology.wa.gov/publications/documents/0203018.pdf>
- Ecology. (2009). [Montesano Groundwater Investigation of Leaking Underground Storage Tanks](https://apps.ecology.wa.gov/publications/documents/0903011.pdf). <https://apps.ecology.wa.gov/publications/documents/0903011.pdf>
- Ecology. (2011). *Control of Toxic Chemicals in Puget Sound*.
- Ecology. (2013a). *2012 Airport Lead Study*.
- Ecology. (2013b). *Metals Concentrations in Sediments of Lakes and Wetlands in the Upper Columbia River Watershed: Lead, Zinc, Arsenic, Cadmium, Antimony, and Mercury*.
- Ecology. (2014). *Flame Retardants in General Consumer and Children's Products. Publication No. 14-04-021*.
- Ecology. (2015). [PCB Chemical Action Plan](https://apps.ecology.wa.gov/publications/documents/1507002.pdf). <https://apps.ecology.wa.gov/publications/documents/1507002.pdf>
- Ecology. (2016a). *PBT Trend Monitoring: Measuring Lead in Suspended Particulate Matter, 2015 Results*.
- Ecology. (2016b). [You & I Market Groundwater Monitoring Results, March 2016: Data Summary Report](https://apps.ecology.wa.gov/publications/documents/1603034.pdf). <https://apps.ecology.wa.gov/publications/documents/1603034.pdf>
- Ecology. (2017a). [Ione Airport Kwik Stop Groundwater Monitoring](https://apps.ecology.wa.gov/publications/documents/1703005.pdf). <https://apps.ecology.wa.gov/publications/documents/1703005.pdf>
- Ecology. (2017b). *Spokane River PCBs and Other Toxics at the Spokane Tribal Boundary*.
- Ecology. (2020). [Fargher Lake Grocery Groundwater Monitoring Results, April and July 2019: Data Summary Report](https://apps.ecology.wa.gov/publications/documents/2103006.pdf). <https://apps.ecology.wa.gov/publications/documents/2103006.pdf>
- Ecology. (2021a). [Black Lake Grocery Groundwater Monitoring Results, October 2018 and June 2020: Data Summary Report](https://apps.ecology.wa.gov/publications/documents/2103018.pdf). <https://apps.ecology.wa.gov/publications/documents/2103018.pdf>
- Ecology. (2021b). [Children's safe products reporting rule, rationale for reporting list of chemicals of high concern to children 2011-2017](https://apps.ecology.wa.gov/publications/documents/1804025.pdf). <https://apps.ecology.wa.gov/publications/documents/1804025.pdf>

- Ecology. (2021c). [Shell Mart McKenzie Automotive Groundwater Monitoring Results, April 2019: Data Summary Report](https://apps.ecology.wa.gov/publications/documents/2103002.pdf). <https://apps.ecology.wa.gov/publications/documents/2103002.pdf>
- Ecology. (2022). [Regulatory Determinations Report to the Legislature](https://apps.ecology.wa.gov/publications/documents/2204018.pdf). <https://apps.ecology.wa.gov/publications/documents/2204018.pdf>
- Ecology. (2023). *Chemicals in cosmetics used by Washington state residents*.
- Ecology, & DOH. (2006). *Washington State Polybrominated Diphenyl Ether (PBDE) Chemical Action Plan*.
- Ecology, EPA, & Puget Sound Partnership. (2010). [Control of Toxic Chemicals in Puget Sound Phase3: Pharmaceuticals and Personal Care Products in Municipal Wastewater and Their Removal by Nutrient Treatment Technologies](https://apps.ecology.wa.gov/publications/documents/1003004.pdf). <https://apps.ecology.wa.gov/publications/documents/1003004.pdf>
- EIA. (2020). [2020 Residential Energy Consumption Survey](https://www.eia.gov/consumption/residential/data/2020/index.php?view=state). <https://www.eia.gov/consumption/residential/data/2020/index.php?view=state>
- Enderle, I., De Lauzun, V., Metten, M. A., Monperrus, M., Delva, F., Blanc-Petitjean, P., Dananche, B., Paris, C., Zaros, C., Le Lous, M., Béranger, R., & Garlandézec, R. (2023). [Maternal occupational exposure to organic solvents and intrauterine growth in the ELFE cohort](https://doi.org/10.1016/J.ENVRES.2022.115187). *Environmental Research*, 224. <https://doi.org/10.1016/J.ENVRES.2022.115187>
- Environment Canada. (2016). [Canadian Environmental Protection Act, 1999 Federal Environmental Quality Guidelines Hexabromocyclododecane \(HBCD\)](https://www.ec.gc.ca/ese-ees/8BA57E1C-C4D7-4B37-A2CD-2EC50030C427/FEQG_HBCD_EN.pdf). https://www.ec.gc.ca/ese-ees/8BA57E1C-C4D7-4B37-A2CD-2EC50030C427/FEQG_HBCD_EN.pdf
- EPA. (n.d.-a). [Addition of 1-Bromopropane](https://www.epa.gov/toxics-release-inventory-tri-program/addition-1-bromopropane). Retrieved May 4, 2023, from <https://www.epa.gov/toxics-release-inventory-tri-program/addition-1-bromopropane>
- EPA. (n.d.-b). [Basic Ozone Layer Science](https://www.epa.gov/ozone-layer-protection/basic-ozone-layer-science). Retrieved April 16, 2023, from <https://www.epa.gov/ozone-layer-protection/basic-ozone-layer-science>
- EPA. (n.d.-c). [Chemical and Products Database \(CPDat\)](https://www.epa.gov/chemical-research/chemical-and-products-database-cpdat). Retrieved April 16, 2023, from <https://www.epa.gov/chemical-research/chemical-and-products-database-cpdat>
- EPA. (n.d.-d). [CompTox Chemicals Dashboard](https://comptox.epa.gov/dashboard/). Retrieved April 16, 2023, from <https://comptox.epa.gov/dashboard/>
- EPA. (n.d.-e). [DDT - A Brief History and Status](https://www.epa.gov/ingredients-used-pesticide-products/ddt-brief-history-and-status). Retrieved April 16, 2023, from <https://www.epa.gov/ingredients-used-pesticide-products/ddt-brief-history-and-status>
- EPA. (n.d.-f). [EPA TRI Toxics Tracker](https://edap.epa.gov/public/extensions/TRIToxicsTracker/TRIToxicsTracker.html). Retrieved April 2, 2023, from <https://edap.epa.gov/public/extensions/TRIToxicsTracker/TRIToxicsTracker.html>

- EPA. (n.d.-g). [Halons Program](https://www.epa.gov/ozone-layer-protection/halons-program). Retrieved April 16, 2023, from <https://www.epa.gov/ozone-layer-protection/halons-program>
- EPA. (n.d.-h). [Methyl Bromide](https://www.epa.gov/ods-phaseout/methyl-bromide). Retrieved April 16, 2023, from <https://www.epa.gov/ods-phaseout/methyl-bromide>
- EPA. (n.d.-i). [Safer Chemical Ingredients List](https://www.epa.gov/saferchoice/safer-ingredients). Retrieved April 16, 2023, from <https://www.epa.gov/saferchoice/safer-ingredients>
- EPA. (n.d.-j). [What is Vapor Intrusion?](https://www.epa.gov/vaporintrusion/what-vapor-intrusion) Retrieved May 4, 2023, from <https://www.epa.gov/vaporintrusion/what-vapor-intrusion>
- EPA. (1991a). *Integrated Risk Information System (IRIS) for Hexachlorobutadiene (CASRN 87-68-3)*.
- EPA. (1991b). *Integrated Risk Information System (IRIS) for Formaldehyde*.
- EPA. (1998). *Carcinogenic Effects of Benzene: an update*.
- EPA. (2000a). [1,2-Dibromo-3-Chloropropane \(DBCP\) - Hazard Summary](https://www.epa.gov/sites/default/files/2016-09/documents/1-2-dibromo-3-chloropropane.pdf). <https://www.epa.gov/sites/default/files/2016-09/documents/1-2-dibromo-3-chloropropane.pdf>
- EPA. (2000b). *Integrated Risk Information System (IRIS). Vinyl Chloride*.
- EPA. (2000c). [Vinyl chloride - Hazard Summary](https://19january2017snapshot.epa.gov/sites/production/files/2016-09/documents/vinyl-chloride.pdf). <https://19january2017snapshot.epa.gov/sites/production/files/2016-09/documents/vinyl-chloride.pdf>
- EPA. (2001). [Federal Register / Vol. 66, No. 11 / Wednesday, January 17, 2001 / Rules and Regulations](https://www.govinfo.gov/content/pkg/FR-2001-01-17/pdf/01-1045.pdf). <https://www.govinfo.gov/content/pkg/FR-2001-01-17/pdf/01-1045.pdf>
- EPA. (2003). *Integrated Risk Information System (IRIS). Benzene* .
- EPA. (2004). [Lead and compounds \(inorganic\) \(CASRN 7439-92-1\) | IRIS | US EPA](https://cfpub.epa.gov/ncea/iris/iris_documents/documents/subst/0277_summary.pdf#na-meddest=woe). https://cfpub.epa.gov/ncea/iris/iris_documents/documents/subst/0277_summary.pdf#na-meddest=woe
- EPA. (2006). *Integrated Risk Information System (IRIS). 1,1,2,2 tetrachloroethane*.
- EPA. (2008). *Toxicological review of Decabromodiphenyl Ether (BDE-209)*.
- EPA. (2009). Pentachloronitrobenzene (PCNB) Amendments to Terminate Uses. *Federal Register*, 74(134), 34337–34339.
- EPA. (2010). *Integrated Risk Information System (IRIS). Dichloromethane*.

- EPA. (2012a). [Benzene](https://www.epa.gov/sites/default/files/2016-09/documents/benzene.pdf). <https://www.epa.gov/sites/default/files/2016-09/documents/benzene.pdf>
- EPA. (2012b). *Chemical Data Access Tool (CDAT) - Chemical Data Reporting (CDR) information on the production and use of chemicals manufactured or imported into the United States.*
- EPA. (2012c). [Sustainable Futures / P2 Framework Manual 2012 EPA-748-B12-001 Appendix D. Chemicals Known to Cause Local and Systemic Effects.](https://www.epa.gov/sites/default/files/2015-05/documents/appendd.pdf)
<https://www.epa.gov/sites/default/files/2015-05/documents/appendd.pdf>
- EPA. (2013). [Integrated Science Assessment \(ISA\) for Lead.](https://cfpub.epa.gov/ncea/isa/recordisplay.cfm?deid=255721)
<https://cfpub.epa.gov/ncea/isa/recordisplay.cfm?deid=255721>
- EPA. (2015a). *Flame Retardants Used in Flexible Polyurethane Foam: An Alternatives Assessment Update*
Flame Retardants Used in Flexible Polyurethane Foam: An Alternatives Assessment Update.
- EPA. (2015b). *Oswer Technical Guide for Assessing and Mitigating the Vapor Intrusion Pathway from Subsurface Vapor Sources to Indoor Air.*
- EPA. (2015c). *TSCA Work Plan Chemical Problem Formulation and Initial Assessment - Chlorinated Phosphate Ester Cluster Flame Retardant.*
- EPA. (2016a). *Aquatic Life Ambient Water Quality Criteria Cadmium - 2016.*
- EPA. (2016b). [Chloroprene \(2-Chloro-1,3-Butadiene\) - Hazard Summary.](https://www.epa.gov/sites/default/files/2016-10/documents/chloroprene.pdf)
<https://www.epa.gov/sites/default/files/2016-10/documents/chloroprene.pdf>
- EPA. (2017). [Water Sampling and Testing for Formaldehyde at Northwest Fish Hatcheries.](https://www.epa.gov/sites/default/files/2017-09/documents/water-sampling-formaldehyde-nw-fish-hatcheries-report-2017.pdf)
<https://www.epa.gov/sites/default/files/2017-09/documents/water-sampling-formaldehyde-nw-fish-hatcheries-report-2017.pdf>
- EPA. (2020). [Risk Evaluation for Perchloroethylene \(Ethene, 1,1,2,2-Tetrachloro-\) CASRN: 127-18-4.](https://www.epa.gov/sites/default/files/2020-12/documents/1_risk_evaluation_for_perchloroethylene_pce_casrn_127-18-4_0.pdf) https://www.epa.gov/sites/default/files/2020-12/documents/1_risk_evaluation_for_perchloroethylene_pce_casrn_127-18-4_0.pdf
- EPA. (2022a). [1-Bromopropane \(1-BP\) Unreasonable Risk Determination under TSCA Section 6; December 2022.](https://www.epa.gov/system/files/documents/2022-12/1-BP_Final%20Revised%20RD_12-12-22.pdf) https://www.epa.gov/system/files/documents/2022-12/1-BP_Final%20Revised%20RD_12-12-22.pdf
- EPA. (2022b). [Toxics Release Inventory \(TRI\) and Pollution Prevention \(P2\) Summary of Solvent Substitution Information.](https://www.epa.gov/system/files/documents/2022-08/TRI_SolventSubstitution.pdf) https://www.epa.gov/system/files/documents/2022-08/TRI_SolventSubstitution.pdf

- EPA. (2023a). [Chemicals undergoing risk evaluation under TSCA](https://www.epa.gov/assessing-and-managing-chemicals-under-tsca/chemicals-undergoing-risk-evaluation-under-tsca).
<https://www.epa.gov/assessing-and-managing-chemicals-under-tsca/chemicals-undergoing-risk-evaluation-under-tsca>
- EPA. (2023b, April 5). [Urban Air Toxic Pollutants](https://www.epa.gov/urban-air-toxic-pollutants). <https://www.epa.gov/urban-air-toxic-pollutants>
- European Commission. (2004). *Life Cycle Assessment of PVC and of principal competing materials*.
- European Commission. (2010). *Joint Research Centre ESIS data sheet for 4-chloroaniline (CAS# 106-47-8)*.
- European Commission DG Environment. (2002). *Endocrine disruptors: study on gathering information on 435 substances with insufficient data. Final report*.
- European Commission Joint Research Centre Institute for Health and Consumer Protection. (n.d.). *European Chemical Substances Information System (ESIS) file for Hexachlorobenzene (CAS# 118-74-1)*.
- European Commission Joint Research Centre Institute for Health and Consumer Protection. (2008). *European Union Risk Assessment Report: Benzene Final Risk Assessment*.
- European Union. (2008). *Risk Assessment Hexabromocyclododecane*.
- Fairbrother, A., & Woodburn, K. B. (2016). [Assessing the Aquatic Risks of the Cyclic Volatile Methyl Siloxane D4](https://doi.org/10.1021/acs.estlett.6b00341). *Environmental Science & Technology Letters*, 3(10), 359–363.
<https://doi.org/10.1021/acs.estlett.6b00341>
- Fang, M., Webster, T. F., Gooden, D., Cooper, E. M., McClean, M. D., Carignan, C., Makey, C., & Stapleton, H. M. (2013). [Investigating a Novel Flame Retardant Known as V6: Measurements in Baby Products, House Dust, and Car Dust](https://doi.org/10.1021/es400032v). *Environmental Science & Technology*, 47(9), 4449–4454. <https://doi.org/10.1021/es400032v>
- Fay, R. M., & Mumtaz, M. M. (1996). [Development of a priority list of chemical mixtures occurring at 1188 hazardous waste sites, using the hazdat database](https://doi.org/10.1016/S0278-6915(97)00090-2). *Food and Chemical Toxicology*, 34(11–12), 1163–1165. [https://doi.org/10.1016/S0278-6915\(97\)00090-2](https://doi.org/10.1016/S0278-6915(97)00090-2)
- FDA. (n.d.). [Antibacterial Soap? You Can Skip It, Use Plain Soap and Water](https://www.fda.gov/consumers/consumer-updates/antibacterial-soap-you-can-skip-it-use-plain-soap-and-water). Retrieved April 16, 2023, from <https://www.fda.gov/consumers/consumer-updates/antibacterial-soap-you-can-skip-it-use-plain-soap-and-water>
- FDA. (2016). [Federal Register / Vol. 81, No. 172 / Tuesday, September 6, 2016 / Rules and Regulations](https://www.govinfo.gov/content/pkg/FR-2016-09-06/pdf/2016-21337.pdf). <https://www.govinfo.gov/content/pkg/FR-2016-09-06/pdf/2016-21337.pdf>

- FDA. (2019). [Federal Register / Vol. 84, No. 71 / Friday, April 12, 2019 / Rules and Regulations](https://www.govinfo.gov/content/pkg/FR-2019-04-12/pdf/2019-06791.pdf).
<https://www.govinfo.gov/content/pkg/FR-2019-04-12/pdf/2019-06791.pdf>
- Fellows, K. M., Samy, S., Rodriguez, Y., & Whittaker, S. G. (2022). [Investigating aluminum cookpots as a source of lead exposure in Afghan refugee children resettled in the United States](https://doi.org/10.1038/s41370-022-00431-y). *Journal of Exposure Science & Environmental Epidemiology*, 32(3), 451–460.
<https://doi.org/10.1038/s41370-022-00431-y>
- Fidra, & Best Fishes. (2021). *Formaldehyde use in Scottish salmon farms*.
- Filippini, T., Wise, L. A., & Vinceti, M. (2022). [Cadmium exposure and risk of diabetes and prediabetes: A systematic review and dose-response meta-analysis](https://doi.org/10.1016/j.envint.2021.106920). *Environment International*, 158, 106920. <https://doi.org/10.1016/j.envint.2021.106920>
- Findlay, M., Smoler, D. F., Fogel, S., & Mattes, T. E. (2016). [Aerobic Vinyl Chloride Metabolism in Groundwater Microcosms by Methanotrophic and Etheneotrophic Bacteria](https://doi.org/10.1021/acs.est.5b05798). *Environmental Science & Technology*, 50(7), 3617–3625. <https://doi.org/10.1021/acs.est.5b05798>
- Flannery, B. M., Schaefer, H. R., & Middleton, K. B. (2022). [A scoping review of infant and children health effects associated with cadmium exposure](https://doi.org/10.1016/j.yrtph.2022.105155). *Regulatory Toxicology and Pharmacology*, 131, 105155. <https://doi.org/10.1016/j.yrtph.2022.105155>
- Franklin, J. (2006). *Long-Range Transport of Chemicals in the Environment*. www.eurochlor.org
- French, B. F., Baldwin, D. H., Cameron, J., Prat, J., King, K., Davis, J. W., McIntyre, J. K., & Scholz, N. L. (2022). [Urban Roadway Runoff Is Lethal to Juvenile Coho, Steelhead, and Chinook Salmonids, But Not Congeneric Sockeye](https://doi.org/10.1021/acs.estlett.2c00467). *Environmental Science & Technology Letters*, 9(9), 733–738. <https://doi.org/10.1021/acs.estlett.2c00467>
- Fries, M., Williams, P. R. D., Ovesen, J., & Maier, A. (2018). [Airborne exposures associated with the typical use of an aerosol brake cleaner during vehicle repair work](https://doi.org/10.1080/15459624.2018.1467017). *Journal of Occupational and Environmental Hygiene*, 15(7), 531–540.
<https://doi.org/10.1080/15459624.2018.1467017>
- Fromme, H., Cequier, E., Kim, J. T., Hanssen, L., Hilger, B., Thomsen, C., Chang, Y. S., & Völkel, W. (2015). [Persistent and emerging pollutants in the blood of German adults: Occurrence of dechloranes, polychlorinated naphthalenes, and siloxanes](https://doi.org/10.1016/j.envint.2015.09.002). *Environment International*, 85, 292–298. <https://doi.org/10.1016/j.envint.2015.09.002>
- Fromme, H., Witte, M., Fembacher, L., Gruber, L., Hagl, T., Smolic, S., Fiedler, D., Sysoltseva, M., & Schober, W. (2019). [Siloxane in baking moulds, emission to indoor air and migration to food during baking with an electric oven](https://doi.org/10.1016/j.envint.2019.01.081). *Environment International*, 126, 145–152.
<https://doi.org/10.1016/j.envint.2019.01.081>
- Genualdi, S., Harner, T., Cheng, Y., MacLeod, M., Hansen, K. M., van Egmond, R., Shoeib, M., & Lee, S. C. (2011). [Global Distribution of Linear and Cyclic Volatile Methyl Siloxanes in Air](https://doi.org/10.1016/j.envint.2011.01.001).

Environmental Science & Technology, 45(8), 3349–3354.
<https://doi.org/10.1021/es200301j>

Gilboa, S. M., Desrosiers, T. A., Lawson, C., Lupo, P. J., Riehle-Colarusso, T. J., Stewart, P. A., Van Wijngaarden, E., Waters, M. A., & Correa, A. (2012). [Association between maternal occupational exposure to organic solvents and congenital heart defects, National Birth Defects Prevention Study, 1997-2002](#). *Occupational and Environmental Medicine*, 69(9), 628–635. <https://doi.org/10.1136/OEMED-2011-100536>

Gold, L. S., Stewart, P. A., Milliken, K., Purdue, M., Severson, R., Seixas, N., Blair, A., Hartge, P., Davis, S., & De Roos, A. J. (2011). [The relationship between multiple myeloma and occupational exposure to six chlorinated solvents](#). *Occupational and Environmental Medicine*, 68(6), 391–399. <https://doi.org/10.1136/oem.2009.054809>

Governor's Salmon Recovery Office, R. and C. O. (2023). *2022 State of Salmon in Watersheds*.

Grandjean, P., & Landrigan, P. J. (2014). [Neurobehavioural effects of developmental toxicity](#). *The Lancet Neurology*, 13(3), 330–338. [https://doi.org/10.1016/S1474-4422\(13\)70278-3](https://doi.org/10.1016/S1474-4422(13)70278-3)

Gu, J., Wensing, M., Uhde, E., & Salthammer, T. (2019). [Characterization of particulate and gaseous pollutants emitted during operation of a desktop 3D printer](#). *Environment International*, 123, 476–485. <https://doi.org/10.1016/J.ENVINT.2018.12.014>

Guo, J., Zhou, Y., Sun, M., Cui, J., Zhang, B., & Zhang, J. (2020). [Methylsiloxanes in plasma from potentially exposed populations and an assessment of the associated inhalation exposure risk](#). *Environment International*, 143. <https://doi.org/10.1016/j.envint.2020.105931>

Guo, J., Zhou, Y., Wang, Y., Zhang, B., & Zhang, J. (2021a). [Assessment of internal exposure to methylsiloxanes in children and associated non-dietary exposure risk](#). *Environment International*, 154. <https://doi.org/10.1016/J.ENVINT.2021.106672>

Guo, J., Zhou, Y., Wang, Y., Zhang, B., & Zhang, J. (2021b). [Assessment of internal exposure to methylsiloxanes in children and associated non-dietary exposure risk](#). *Environment International*, 154, 106672. <https://doi.org/10.1016/j.envint.2021.106672>

Hägglblom, M. M., & Bossert, I. D. (2004). [Halogenated Organic Compounds - A Global Perspective](#). In *Dehalogenation* (pp. 3–29). Kluwer Academic Publishers.
https://doi.org/10.1007/0-306-48011-5_1

Harrad, S., Abdallah, M. A.-E., Rose, N. L., Turner, S. D., & Davidson, T. A. (2009). [Current-Use Brominated Flame Retardants in Water, Sediment, and Fish from English Lakes](#). *Environmental Science & Technology*, 43(24), 9077–9083.
<https://doi.org/10.1021/es902185u>

- Hatzinger, P. B., & Kelsey, J. W. (2022). [Biodegradation of organic contaminants](#). In *Reference Module in Earth Systems and Environmental Sciences*. Elsevier.
<https://doi.org/10.1016/B978-0-12-822974-3.00140-3>
- Health Effects Institute. (2005). [Relationships of Indoor, Outdoor, and Personal Air \(RIOPA\) - Part I. Collection Methods and Descriptive Analyses](#).
<https://www.healtheffects.org/publication/relationships-indoor-outdoor-and-personal-air-riopa-part-i-collection-methods-and>
- Healthy Building Network. (2018). [Chlorine and Building Materials - A Global Inventory of Production Technologies, Markets, and Pollution - Phase 1: Africa, The Americas, and Europe](#).
<https://healthybuilding.net/uploads/files/Chlorine%20&%20Building%20Materials%20Phase%201%20-%20v2.pdf>
- Healthy Building Network. (2023). [Pharos](#). <https://pharosproject.net/>
- Heffernan, A. L., & Hare, D. J. (2018). [Tracing Environmental Exposure from Neurodevelopment to Neurodegeneration](#). *Trends in Neurosciences*, 41(8), 496–501.
<https://doi.org/10.1016/j.tins.2018.04.005>
- Heindel, J. J., & Vandenberg, L. N. (2015). [Developmental origins of health and disease](#). *Current Opinion in Pediatrics*, 27(2), 248–253. <https://doi.org/10.1097/MOP.0000000000000191>
- Helm, J. S., Nishioka, M., Brody, J. G., Rudel, R. A., & Dodson, R. E. (2018). [Measurement of endocrine disrupting and asthma-associated chemicals in hair products used by Black women](#). *Environmental Research*, 165, 448–458.
<https://doi.org/10.1016/j.envres.2018.03.030>
- Hernandes, M., Cavalcanti, S. M., Moreira, D. R., de Azevedo Junior, W., & Leite, A. C. (2010). [Halogen Atoms in the Modern Medicinal Chemistry: Hints for the Drug Design](#). *Current Drug Targets*, 11(3), 303–314. <https://doi.org/10.2174/138945010790711996>
- Heys, K. A., Shore, R. F., Pereira, M. G., Jones, K. C., & Martin, F. L. (2016). [Risk assessment of environmental mixture effects](#). *RSC Advances*, 6(53), 47844–47857.
<https://doi.org/10.1039/C6RA05406D>
- Hiki, K., & Yamamoto, H. (2022). [Concentration and leachability of N-\(1,3-dimethylbutyl\)-N'-phenyl-p-phenylenediamine \(6PPD\) and its quinone transformation product \(6PPD-Q\) in road dust collected in Tokyo, Japan](#). *Environmental Pollution*, 302, 119082.
<https://doi.org/10.1016/j.envpol.2022.119082>
- Hinwood, A. L., Rodriguez, C., Runnion, T., Farrar, D., Murray, F., Horton, A., Glass, D., Sheppard, V., Edwards, J. W., Denison, L., Whitworth, T., Eiser, C., Bulsara, M., Gillett, R. W., Powell, J., Lawson, S., Weeks, I., & Galbally, I. (2007). [Risk factors for increased BTEX](#)

- [exposure in four Australian cities](#). *Chemosphere*, 66(3), 533–541.
<https://doi.org/10.1016/j.chemosphere.2006.05.040>
- Hoang, A. Q., Trinh, H. T., Nguyen, H. M. N., Nguyen, T. Q., Nguyen, T. X., Duc, T. V., Nguyen, T. T., Do, T. Q., Minh, T. B., & Tran, T. M. (2023). [Assessment of cyclic volatile methyl siloxanes \(CVMs\) in indoor dust from different micro-environments in northern and central Vietnam](#). *Environmental Geochemistry and Health*, 45(5).
<https://doi.org/10.1007/S10653-022-01298-6>
- Hu, X., Zhao, H. N., Tian, Z., Peter, K. T., Dodd, M. C., & Kolodziej, E. P. (2022). [Transformation Product Formation upon Heterogeneous Ozonation of the Tire Rubber Antioxidant 6PPD \(N-\(1,3-dimethylbutyl\)-N'-phenyl-p-phenylenediamine\)](#). *Environmental Science & Technology Letters*, 9(5), 413–419. <https://doi.org/10.1021/acs.estlett.2c00187>
- Hua, X., Feng, X., Liang, G., Chao, J., & Wang, D. (2023a). [Exposure to 6-PPD Quinone at Environmentally Relevant Concentrations Causes Abnormal Locomotion Behaviors and Neurodegeneration in *Caenorhabditis elegans*](#). *Environmental Science & Technology*, 57(12), 4940–4950. <https://doi.org/10.1021/acs.est.2c08644>
- Hua, X., Feng, X., Liang, G., Chao, J., & Wang, D. (2023b). [Long-term exposure to tire-derived 6-PPD quinone causes intestinal toxicity by affecting functional state of intestinal barrier in *Caenorhabditis elegans*](#). *Science of The Total Environment*, 861.
<https://doi.org/10.1016/j.scitotenv.2022.160591>
- Huang, L., Zhang, W., Tong, D., Lu, L., Zhou, W., Tian, D., Liu, G., & Shi, W. (2023). [Triclosan and triclocarban weaken the olfactory capacity of goldfish by constraining odorant recognition, disrupting olfactory signal transduction, and disturbing olfactory information processing](#). *Water Research*, 233, 119736. <https://doi.org/10.1016/j.watres.2023.119736>
- Huang, S., Kuang, J., Zhou, F., Jia, Q., Lu, Q., Feng, C., Yang, W., & Fan, G. (2019). [The association between prenatal cadmium exposure and birth weight: A systematic review and meta-analysis of available evidence](#). *Environmental Pollution*, 251, 699–707.
<https://doi.org/10.1016/j.envpol.2019.05.039>
- Huang, W., Shi, Y., Huang, J., Deng, C., Tang, S., Liu, X., & Chen, D. (2021). [Occurrence of Substituted p-Phenylenediamine Antioxidants in Dusts](#). *Environmental Science & Technology Letters*, 8(5), 381–385. <https://doi.org/10.1021/acs.estlett.1c00148>
- Huber, S., Warner, N. A., Nygård, T., Remberger, M., Harju, M., Uggerud, H. T., Kaj, L., & Hanssen, L. (2015). [A broad cocktail of environmental pollutants found in eggs of three seabird species from remote colonies in Norway](#). *Environmental Toxicology and Chemistry*, 34(6), 1296–1308. <https://doi.org/10.1002/etc.2956>

- Hüttner, E. (1998). [Cytogenetic analysis of peripheral lymphocytes in a population exposed to vinyl chloride through an accidental release into the environment](#). *Toxicology Letters*, 96–97(1–2), 143–148. [https://doi.org/10.1016/S0378-4274\(98\)00061-7](https://doi.org/10.1016/S0378-4274(98)00061-7)
- Huynh, T. B., Doan, N., Trinh, N., Verdecias, N., Stalford, S., & Carroll-Scott, A. (2019). [Factors influencing health and safety practices among Vietnamese nail salon technicians and owners: A qualitative study](#). *American Journal of Industrial Medicine*, 62(3), 244. <https://doi.org/10.1002/AJIM.22947>
- IARC. (1987). *IARC Monographs on the Evaluation of Carcinogenic Risks to Humans, Supplement No 7: Overall Evaluations of Carcinogenicity: An Updating of IARC Monographs Volumes 1 to 42*.
- IARC. (1991a). *IARC Monographs on the Evaluation of Carcinogenic Risks to Humans, Volume No 6, Dry Cleaning, Some Chlorinated Solvents and Other Industrial Chemicals*.
- IARC. (1991b). *Monographs on the Evaluation of Carcinogenic Risks to Humans, Volume 73, Some Chemicals that Cause Tumors of the Kidney or Urinary Bladder in Rodents and Some Other Substances*.
- IARC. (1993a). *Cadmium and Cadmium Compounds*.
- IARC. (1993b). *Monographs on the Evaluation of Carcinogenic Risks to Humans, Volume No 57: Occupational Exposures of Hairdressers and Barbers and Personal Use of Hair Colourants; Some Hair Dyes, Cosmetic Colourants, Industrial Dyestuffs and Aromatic Amines*.
- IARC. (1999). *IARC Monographs on the Evaluation of Carcinogenic Risks to Humans, Volume No 71: Re-evaluation of Some Organic Chemicals, Hydrazine and Hydrogen Peroxide, Part One*.
- IARC. (2001). *Monographs on the Evaluation of Carcinogenic Risks to Humans, Volume 79, Some Thyrotropic Agents*.
- IARC. (2006). *IARC Monograph on the Evaluation of Carcinogenic Risks to Humans, Vol. 88: Formaldehyde, 2-Butoxyethanol and 1-tert-Butoxypropan-2-ol*.
- IARC. (2008). *IARC Monographs on the Evaluation of Carcinogenic Risks to Humans, Volume No 97: 1,3-Butadiene, Ethylene Oxide and Vinyl Halides (Vinyl Fluoride, Vinyl Chloride and Vinyl Bromide)*.
- IARC. (2012). *Chemical Agents and Related Occupations*. In *IARC Monographs on the Evaluation of Carcinogenic Risks to Humans (Vol. 100F)*.
- IARC. (2014). *Trichloroethylene, Tetrachloroethylene, and Some Other Chlorinated Agents Volume 106 IARC Monographs on the Evaluation of Carcinogenic Risks to Humans*.
- IARC. (2018). *Some Industrial Chemicals*.

- IARC (International Agency for Research on Cancer). (2012a). Arsenic, Metals, Fibres, and Dusts. In *IARC Monographs on the Evaluation of Carcinogenic Risks to Humans: Vol. Volume 100C*.
- IARC (International Agency for Research on Cancer). (2012b). Chemical Agents and Related Occupations. In *IARC Monographs on the Evaluation of Carcinogenic Risks to Humans (Vol. 100F)*.
- Inaba, T., Kobayashi, E., Suwazono, Y., Uetani, M., Oishi, M., Nakagawa, H., & Nogawa, K. (2005). [Estimation of cumulative cadmium intake causing Itai-itai disease](#). *Toxicology Letters*, 159(2), 192–201. <https://doi.org/10.1016/j.toxlet.2005.05.011>
- Infante, P. F., Petty, S. E., Groth, D. H., Markowitz, G., & Rosner, D. (2009). [Vinyl Chloride Propellant in Hair Spray and Angiosarcoma of the Liver among Hairdressers and Barbers: Case Reports](#). *International Journal of Occupational and Environmental Health*, 15(1), 36–42. <https://doi.org/10.1179/107735209799449699>
- International European Commission Joint Research Centre: Institute for Health and Consumer Protection. (2009). *European Union Risk Assessment Report for TRIS (2-CHLOROETHYL) PHOSPHATE, TCEP*.
- International Programme on Chemical Safety (IPCS). (2003). *Concise International Chemical Assessment Document 48: 4-chloroaniline*.
- IPCS. (2006). [Concise International Chemical Assessment Document 68 TETRACHLOROETHENE](#). http://apps.who.int/iris/bitstream/handle/10665/43418/9241530685_eng.pdf;jsessionid=FA7E36C10DF773A92D0B23AE41E9100C?sequence=1
- Isosaari, P., Kohonen, T., Kiviranta, H., Tuomisto, J., & Vartiainen, T. (2000). [Assessment of Levels, Distribution, and Risks of Polychlorinated Dibenzo- p -dioxins and Dibenzofurans in the Vicinity of a Vinyl Chloride Monomer Production Plant](#). *Environmental Science & Technology*, 34(13), 2684–2689. <https://doi.org/10.1021/es991311g>
- Jain, R. B. (2015). [Levels of selected urinary metabolites of volatile organic compounds among children aged 6-11 years](#). *Environmental Research*, 142, 461–470. <https://doi.org/10.1016/j.envres.2015.07.023>
- James, C. A., Lanksbury, J., Khangaonkar, T., & West, J. (2020). [Evaluating exposures of bay mussels \(Mytilus trossulus\) to contaminants of emerging concern through environmental sampling and hydrodynamic modeling](#). *Science of The Total Environment*, 709, 136098. <https://doi.org/10.1016/j.scitotenv.2019.136098>
- Jans, U. (2016). [Emerging Brominated Flame Retardants in Sediments and Soils: a Review](#). *Current Pollution Reports*, 2(4), 213–223. <https://doi.org/10.1007/s40726-016-0041-5>

- Jayaraj, R., Megha, P., & Sreedev, P. (2016). [Review Article. Organochlorine pesticides, their toxic effects on living organisms and their fate in the environment](#). *Interdisciplinary Toxicology*, 9(3–4), 90–100. <https://doi.org/10.1515/intox-2016-0012>
- Jbaily, A., Zhou, X., Liu, J., Lee, T. H., Kamareddine, L., Verguet, S., & Dominici, F. (2022). [Air pollution exposure disparities across US population and income groups](#). *Nature*, 601(7892), 228–233. <https://doi.org/10.1038/S41586-021-04190-Y>
- Ji, J., Huang, J., Cao, N., Hao, X., Wu, Y., Ma, Y., An, D., Pang, S., & Li, X. (2022). [Multiview behavior and neurotransmitter analysis of zebrafish dyskinesia induced by 6PPD and its metabolites](#). *Science of The Total Environment*, 838, 156013. <https://doi.org/10.1016/j.scitotenv.2022.156013>
- Ji, J., Li, C., Zhang, B., Wu, W., Wang, J., Zhu, J., Liu, D., Gao, R., Ma, Y., Pang, S., & Li, X. (2022). [Exploration of emerging environmental pollutants 6PPD and 6PPDQ in honey and fish samples](#). *Food Chemistry*, 396, 133640. <https://doi.org/10.1016/j.foodchem.2022.133640>
- Johannessen, C., Helm, P., Lashuk, B., Yargeau, V., & Metcalfe, C. D. (2022). [The Tire Wear Compounds 6PPD-Quinone and 1,3-Diphenylguanidine in an Urban Watershed](#). *Archives of Environmental Contamination and Toxicology*, 82(2), 171–179. <https://doi.org/10.1007/s00244-021-00878-4>
- Jordan, A., Stoy, P., & Sneddon, H. F. (2021). [Chlorinated Solvents: Their Advantages, Disadvantages, and Alternatives in Organic and Medicinal Chemistry](#). *Chemical Reviews*, 121(3), 1582–1622. <https://doi.org/10.1021/acs.chemrev.0c00709>
- Jurvelin, J. A., Edwards, R. D., Vartiainen, M., Pasanen, P., & Jantunen, M. J. (2003). [Residential indoor, outdoor, and workplace concentrations of carbonyl compounds: relationships with personal exposure concentrations and correlation with sources](#). *Journal of the Air & Waste Management Association (1995)*, 53(5), 560–573. <https://doi.org/10.1080/10473289.2003.10466190>
- Jurvelin, J., Vartiainen, M., Jantunen, M., & Pasanen, P. (2001). [Personal exposure levels and microenvironmental concentrations of formaldehyde and acetaldehyde in the Helsinki metropolitan area, Finland](#). *Journal of the Air & Waste Management Association (1995)*, 51(1), 17–24. <https://doi.org/10.1080/10473289.2001.10464251>
- Kaj, L., & Andersson, J. (2005). *Results from the Swedish National Screening Programme 2004 Subreport 4: Siloxanes*. www.ivl.se
- Kelly, T. J., Smith, D. L., & Satola, J. (1999). Emission Rates of Formaldehyde from Materials and Consumer Products Found in California Homes. *Environmental Science and Technology*, 33, 81–88.
- Kim, S.-Y., Park, S.-H., Kim, D.-W., Noh, W., Lee, S.-J., Jeong, H.-J., Park, J.-B., Gwak, Y.-J., Park, J.-W., & Yeom, D.-H. (2021). [Ecological Effects of Benzyl Chloride on Different Korean Aquatic](#)

[Indigenous Species Using an Artificial Stream Mesocosm Simulating a Chemical Spill.](#)
Toxics, 9(12), 347. <https://doi.org/10.3390/toxics9120347>

King County Department of Natural Resources and Parks. (2022). [Chemicals of Emerging Concern in Marine and Freshwater Fish in King County.](#)
<https://your.kingcounty.gov/dnrp/library/2022/kcr3347.pdf>

Kishi, R., Katakuro, Y., Ikeda, T., Miyake, H., & Harabuchi, I. (1994). [Neurobehavioral Effects of Chronic Occupational Exposure to Organic Solvents among Japanese Industrial Painters.](#) *Neurobehavioral Methods and Effects in Occupational and Environmental Health*, 193–203.
<https://doi.org/10.1016/B978-0-12-059785-7.50021-1>

Klauschies, T., & Isanta-Navarro, J. (2022). [The joint effects of salt and 6PPD contamination on a freshwater herbivore.](#) *Science of The Total Environment*, 829, 154675.
<https://doi.org/10.1016/j.scitotenv.2022.154675>

Klößner, P., Seiwert, B., Wagner, S., & Reemtsma, T. (2021). [Organic Markers of Tire and Road Wear Particles in Sediments and Soils: Transformation Products of Major Antiozonants as Promising Candidates.](#) *Environmental Science & Technology*, 55(17), 11723–11732.
<https://doi.org/10.1021/acs.est.1c02723>

Kodavanti, P. R. S., & Loganathan, B. G. (2017). [Organohalogen Pollutants and Human Health.](#) In *International Encyclopedia of Public Health* (pp. 359–366). Elsevier.
<https://doi.org/10.1016/B978-0-12-803678-5.00318-0>

Koendjibiharie, A. Ph., Hindori-Mohangoo, A. D., Zijlmans, W. C. W. R., Wickliffe, J. K., Shankar, A., Covert, H. H., Lichtveld, M. Y., Grünberg, A. W., & Drury, S. S. (2023). [The Single and Combined Effects of Prenatal Nonchemical Stressors and Lead Exposure on Neurodevelopmental Outcomes in Toddlers: Results from the CCREOH Environmental Epidemiologic Study in Suriname.](#) *Children*, 10(2), 287.
<https://doi.org/10.3390/children10020287>

Kumar, S. (2018). [Occupational and Environmental Exposure to Lead and Reproductive Health Impairment: An Overview.](#) *Indian Journal of Occupational and Environmental Medicine*, 22(3), 128–137. https://doi.org/10.4103/ijoem.IJOEM_126_18

Lam, J., Koustas, E., Sutton, P., Padula, A. M., Cabana, M. D., Vesterinen, H., Griffiths, C., Dickie, M., Daniels, N., Whitaker, E., & Woodruff, T. J. (2021). [Exposure to formaldehyde and asthma outcomes: A systematic review, meta-analysis, and economic assessment.](#) *PLOS ONE*, 16(3), e0248258. <https://doi.org/10.1371/journal.pone.0248258>

Leazer, K. (2022). *Tire-wear-particle leachate toxicity to Americamysis bahia: analysis of sublethal and molecular effects.* WWU Graduate School Collection.

Lebel, E. D., Michanowicz, D. R., Bilsback, K. R., Hill, L. A. L., Goldman, J. S. W., Domen, J. K., Jaeger, J. M., Ruiz, A., & Shonkoff, S. B. C. (2022). [Composition, Emissions, and Air Quality](#)

- [Impacts of Hazardous Air Pollutants in Unburned Natural Gas from Residential Stoves in California](#). *Environmental Science and Technology*, 56(22), 15828–15838.
https://doi.org/10.1021/ACS.EST.2C02581/SUPPL_FILE/ES2C02581_SI_001.PDF
- Lee, J.-W., Choi, H., Hwang, U.-K., Kang, J.-C., Kang, Y. J., Kim, K. Il, & Kim, J.-H. (2019). [Toxic effects of lead exposure on bioaccumulation, oxidative stress, neurotoxicity, and immune responses in fish: A review](#). *Environmental Toxicology and Pharmacology*, 68, 101–108.
<https://doi.org/10.1016/j.etap.2019.03.010>
- Lewis, P. A. (2000). [Colored Organic Pigments](#). In *Applied Polymer Science: 21st Century* (pp. 493–526). Elsevier. <https://doi.org/10.1016/B978-008043417-9/50029-5>
- Li, A. J., Pal, V. K., & Kannan, K. (2021). [A review of environmental occurrence, toxicity, biotransformation and biomonitoring of volatile organic compounds](#). *Environmental Chemistry and Ecotoxicology*, 3, 91–116. <https://doi.org/10.1016/j.enceco.2021.01.001>
- Li, Y., Cakmak, S., & Zhu, J. (2019). [Profiles and monthly variations of selected volatile organic compounds in indoor air in Canadian homes: Results of Canadian national indoor air survey 2012–2013](#). *Environment International*, 126, 134–144.
<https://doi.org/10.1016/j.envint.2019.02.035>
- Li, Y., Zhang, Y., Wang, W., & Wu, Y. (2017). [Association of urinary cadmium with risk of diabetes: a meta-analysis](#). *Environmental Science and Pollution Research*, 24(11), 10083–10090. <https://doi.org/10.1007/s11356-017-8610-8>
- Liang, B., Li, J., Du, B., Pan, Z., Liu, L. Y., & Zeng, L. (2022). [E-Waste Recycling Emits Large Quantities of Emerging Aromatic Amines and Organophosphites: A Poorly Recognized Source for Another Two Classes of Synthetic Antioxidants](#). *Environmental Science and Technology Letters*, 9(7), 625–631.
https://doi.org/10.1021/ACS.ESTLETT.2C00366/SUPPL_FILE/EZ2C00366_SI_001.PDF
- Liao, L. M., Friesen, M. C., Xiang, Y.-B., Cai, H., Koh, D.-H., Ji, B.-T., Yang, G., Li, H.-L., Locke, S. J., Rothman, N., Zheng, W., Gao, Y.-T., Shu, X.-O., & Purdue, M. P. (2016). [Occupational Lead Exposure and Associations with Selected Cancers: The Shanghai Men's and Women's Health Study Cohorts](#). *Environmental Health Perspectives*, 124(1), 97–103.
<https://doi.org/10.1289/ehp.1408171>
- Lidsky, T. I., & Schneider, J. S. (2003). [Lead neurotoxicity in children: basic mechanisms and clinical correlates](#). *Brain*, 126(1), 5–19. <https://doi.org/10.1093/brain/awg014>
- Lin, F., Alderman, S. L., Gillis, T. E., & Kennedy, C. J. (2022). [Diluted Bitumen Affects Multiple Physiological Systems in Sockeye Salmon \(*Oncorhynchus nerka* \) Embryo to Juvenile Life Stages](#). *Environmental Toxicology and Chemistry*, 41(8), 1937–1949.
<https://doi.org/10.1002/etc.5362>

- Lin, Y. C., Schwab, J. J., Demerjian, K. L., Bae, M.-S., Chen, W.-N., Sun, Y., Zhang, Q., Hung, H.-M., & Perry, J. (2012). [Summertime formaldehyde observations in New York City: Ambient levels, sources and its contribution to HOx radicals](#). *Journal of Geophysical Research: Atmospheres*, 117(D8), n/a-n/a. <https://doi.org/10.1029/2011JD016504>
- Liu, R., Li, Y., Lin, Y., Ruan, T., & Jiang, G. (2019). [Emerging aromatic secondary amine contaminants and related derivatives in various dust matrices in China](#). *Ecotoxicology and Environmental Safety*, 170, 657–663. <https://doi.org/10.1016/j.ecoenv.2018.12.036>
- LNI. (2017). *Washington State Adult Blood Lead Registry Update Safety & Health Assessment & Research for Prevention (SHARP)*.
- LNI. (2021). [Surveillance of toxic inhalation for Washington workers, 2017 – 2020](#). https://lni.wa.gov/safety-health/safety-research/files/2021/64_30_2021_SurveillanceToxicInhal_2017-2020.pdf
- Louis, L. M., Kavi, L. K., Boyle, M., Pool, W., Bhandari, D., De Jesús, V. R., Thomas, S., Pollack, A. Z., Sun, A., McLean, S., Rule, A. M., & Quirós-Alcalá, L. (2021). [Biomonitoring of volatile organic compounds \(VOCs\) among hairdressers in salons primarily serving women of color: A pilot study](#). *Environment International*, 154, 106655. <https://doi.org/10.1016/j.envint.2021.106655>
- Ma, L., Mo, J., Chen, Y., Li, L., Xie, L., Chen, X., Li, X., Wang, Y., Lin, Z., & Ge, R.-S. (2020). [In utero cadmium and dibutyl phthalate combination exposure worsens the defects of fetal testis in rats](#). *Environmental Pollution*, 265, 114842. <https://doi.org/10.1016/j.envpol.2020.114842>
- Mackay, D., Cowan-Ellsberry, C. E., Powell, D. E., Woodburn, K. B., Xu, S., Kozerski, G. E., & Kim, J. (2015). [Decamethylcyclopentasiloxane \(D5\) environmental sources, fate, transport, and routes of exposure](#). *Environmental Toxicology and Chemistry*, 34(12), 2689–2702. <https://doi.org/10.1002/etc.2941>
- Mackay, D., Paterson, S., & Shiu, W. Y. (1992). [Generic models for evaluating the regional fate of chemicals](#). *Chemosphere*, 24(6), 695–717. [https://doi.org/10.1016/0045-6535\(92\)90531-U](https://doi.org/10.1016/0045-6535(92)90531-U)
- MAK Value Documentation. (2012). [Lead and its inorganic compounds \(inhalable fraction\) \[MAK Value Documentation, 2009\]](#). In *The MAK-Collection for Occupational Health and Safety* (pp. 166–192). Wiley-VCH Verlag GmbH & Co. KGaA. <https://doi.org/10.1002/3527600418.mb743992e0025>
- Mann, U., Shiff, B., & Patel, P. (2020). [Reasons for worldwide decline in male fertility](#). *Current Opinion in Urology*, 30(3), 296–301. <https://doi.org/10.1097/MOU.0000000000000745>
- Masset, T., Ferrari, B. J. D., Dufefoi, W., Schirmer, K., Bergmann, A., Vermeirssen, E., Grandjean, D., Harris, L. C., & Breider, F. (2022). [Bioaccessibility of Organic Compounds Associated with Tire Particles Using a Fish In Vitro Digestive Model: Solubilization Kinetics and Effects](#)

- [of Food Coingestion](#). *Environmental Science & Technology*, 56(22), 15607–15616.
<https://doi.org/10.1021/acs.est.2c04291>
- Mattei, F., Guida, F., Matrat, M., Cenée, S., Cyr, D., Sanchez, M., Radoi, L., Menvielle, G., Jellouli, F., Carton, M., Bara, S., Marrer, E., Luce, D., & Stücker, I. (2014). [Exposure to chlorinated solvents and lung cancer: results of the ICARE study](#). *Occupational and Environmental Medicine*, 71(10), 681–689. <https://doi.org/10.1136/OEMED-2014-102182>
- Matteucci, F., Ercole, C., & del Gallo, M. (2015). [A study of chlorinated solvent contamination of the aquifers of an industrial area in central Italy: a possibility of bioremediation](#). *Frontiers in Microbiology*, 6. <https://doi.org/10.3389/fmicb.2015.00924>
- Maung, T. Z., Bishop, J. E., Holt, E., Turner, A. M., & Pfrang, C. (2022). [Indoor Air Pollution and the Health of Vulnerable Groups: A Systematic Review Focused on Particulate Matter \(PM\), Volatile Organic Compounds \(VOCs\) and Their Effects on Children and People with Pre-Existing Lung Disease](#). *International Journal of Environmental Research and Public Health*, 19(14), 8752. <https://doi.org/10.3390/ijerph19148752>
- Maurer, L., Carmona, E., Machate, O., Schulze, T., Krauss, M., & Brack, W. (2023). [Contamination Pattern and Risk Assessment of Polar Compounds in Snow Melt: An Integrative Proxy of Road Runoffs](#). *Environmental Science & Technology*, 57(10), 4143–4152. <https://doi.org/10.1021/acs.est.2c05784>
- McDaniel, T. V., Martin, P. A., Ross, N., Brown, S., Lesage, S., & Pauli, B. D. (2004). [Effects of Chlorinated Solvents on Four Species of North American Amphibians](#). *Archives of Environmental Contamination and Toxicology*, 47(1). <https://doi.org/10.1007/s00244-004-3015-3>
- McElroy, K. G., Iobst, S. E., DeVance-Wilson, C., Ludeman, E., & Barr, E. (2020). [Systematic Review and Meta-Analysis of the Effect of Nutrients on Blood Lead Levels in Pregnancy](#). *Journal of Obstetric, Gynecologic & Neonatal Nursing*, 49(3), 243–253.
<https://doi.org/10.1016/j.jogn.2020.02.004>
- McFarland, M. J., Hauer, M. E., & Reuben, A. (2022). [Half of US population exposed to adverse lead levels in early childhood](#). *Proceedings of the National Academy of Sciences*, 119(11).
<https://doi.org/10.1073/pnas.2118631119>
- Meador, J. P., Yeh, A., Young, G., & Gallagher, E. P. (2016). [Contaminants of emerging concern in a large temperate estuary](#). *Environmental Pollution*, 213, 254–267.
<https://doi.org/10.1016/j.envpol.2016.01.088>
- Meng, F., & Wu, H. (2015). [Indoor Air Pollution by Methylsiloxane in Household and Automobile Settings](#). <https://doi.org/10.1371/journal.pone.0135509>
- Miligi, L., Costantini, A. S., Benvenuti, A., Kriebel, D., Bolejack, V., Tumino, R., Ramazzotti, V., Rodella, S., Stagnaro, E., Crosignani, P., Amadori, D., Mirabelli, D., Sommani, L., Belletti, I.,

- Troschel, L., Romeo, L., Miceli, G., Tozzi, G. A., Mendico, I., & Vineis, P. (2006). [Occupational exposure to solvents and the risk of lymphomas](https://doi.org/10.1097/01.EDE.0000231279.30988.4D). *Epidemiology (Cambridge, Mass.)*, 17(5), 552–561. <https://doi.org/10.1097/01.EDE.0000231279.30988.4D>
- Mitro, S. D., Dodson, R. E., Singla, V., Adamkiewicz, G., Elmi, A. F., Tilly, M. K., & Zota, A. R. (2016). [Consumer Product Chemicals in Indoor Dust: A Quantitative Meta-analysis of U.S. Studies](https://doi.org/10.1021/acs.est.6b02023). *Environmental Science & Technology*, 50(19), 10661–10672. <https://doi.org/10.1021/acs.est.6b02023>
- Moles, A., Rice, S. D., & Korn, S. (1979). [Sensitivity of Alaskan Freshwater and Anadromous Fishes to Prudhoe Bay Crude Oil and Benzene](https://doi.org/10.1577/1548-8659(1979)108<408:SOAFAA>2.0.CO;2). *Transactions of the American Fisheries Society*, 108(4), 408–414. [https://doi.org/10.1577/1548-8659\(1979\)108<408:SOAFAA>2.0.CO;2](https://doi.org/10.1577/1548-8659(1979)108<408:SOAFAA>2.0.CO;2)
- Molinier, B., Arata, C., Katz, E. F., Lunderberg, D. M., Liu, Y., Misztal, P. K., Nazaroff, W. W., & Goldstein, A. H. (2022). [Volatile Methyl Siloxanes and Other Organosilicon Compounds in Residential Air](https://doi.org/10.1021/ACS.EST.2C05438). *Environmental Science & Technology*, 56(22), 15427–15436. <https://doi.org/10.1021/ACS.EST.2C05438>
- Moran, M. J., Zogorski, J. S., & Squillace, P. J. (2007). [Chlorinated Solvents in Groundwater of the United States](https://doi.org/10.1021/es061553y). *Environmental Science & Technology*, 41(1), 74–81. <https://doi.org/10.1021/es061553y>
- Murphy, M. W., Lando, J. F., Kieszak, S. M., Sutter, M. E., Noonan, G. P., Brunkard, J. M., & Mcgeehin, M. A. (2013). [Formaldehyde levels in FEMA-supplied travel trailers, park models, and mobile homes in Louisiana and Mississippi](https://doi.org/10.1111/J.1600-0668.2012.00800.X). *Indoor Air*, 23(2), 134–141. <https://doi.org/10.1111/J.1600-0668.2012.00800.X>
- Nam, K., & Kukor, J. J. (2004). [Bioavailability of Organohalides](https://doi.org/10.1007/0-306-48011-5_10). In *Dehalogenation* (pp. 291–302). Kluwer Academic Publishers. https://doi.org/10.1007/0-306-48011-5_10
- National Toxicology Program. (2005). *Report on Carcinogens 11th Edition*.
- Nedrich, S. (2022). *Preliminary Investigation of the Occurrence of 6PPD-Quinone in Michigan's Surface Water*.
- Nguyen, V. K., Kahana, A., Heidt, J., Polemi, K., Kvasnicka, J., Jolliet, O., & Colacino, J. A. (2020). [A comprehensive analysis of racial disparities in chemical biomarker concentrations in United States women, 1999–2014](https://doi.org/10.1016/j.envint.2020.105496). *Environment International*, 137, 105496. <https://doi.org/10.1016/j.envint.2020.105496>
- NICNAS. (2020). [Cyclic volatile methyl siloxanes: Environment tier II assessment](https://www.nicnas.gov.au/_disabled20200701/chemical-information/imap-assessments/imap-assessments/tier-ii-environment-assessments/cvm). https://www.nicnas.gov.au/_disabled20200701/chemical-information/imap-assessments/imap-assessments/tier-ii-environment-assessments/cvm
- NIEHS. (2002). *Tetrabromobisphenol A: Review of Toxicological Literature*. .

- NIH. (n.d.). *National Library of Medicine Hazardous Substances Data Bank*. 2010.
- NITE. (n.d.). [GHS Classification Result - Chemical Name: N-\(1,3-Dimethylbutyl\)-N'-phenyl-1,4-phenylenediamine, CAS: 793-24-8](https://www.nite.go.jp/chem/english/ghs/08-meti-0028e.html). Retrieved April 2, 2023, from <https://www.nite.go.jp/chem/english/ghs/08-meti-0028e.html>
- Niu, D., Qiu, Y., Du, X., Li, L., Zhou, Y., Yin, D., Lin, Z., Chen, L., Zhu, Z., Zhao, J., & Bergman, Å. (2019). [Novel brominated flame retardants in house dust from Shanghai, China: levels, temporal variation, and human exposure](https://doi.org/10.1186/s12302-019-0189-x). *Environmental Sciences Europe*, 31(1), 6. <https://doi.org/10.1186/s12302-019-0189-x>
- NTP. (2005). *Report on Carcinogens, Eleventh Edition*.
- NTP. (2012). *NTP Monograph Health Effects of Low-Level Lead*.
- NTP. (2014). *Report on Carcinogens, Thirteenth Edition: Chlorinated Paraffins (C12, 60 percent Chlorine)*.
- NTP. (2016). *Report on Carcinogens, Fourteenth Edition*.
- NTP. (2021). *Report on Carcinogens, Fifteenth Edition*.
- OECD. (2002). *OECD Screening Information Dataset (SIDS) for High Production Volume Chemicals: Initial Assessment Report for 1,1,2,2-Tetrachloroethane*.
- OEHHA. (n.d.). [Triclocarban - Biomonitoring California](https://biomonitoring.ca.gov/chemicals/triclocarban). Retrieved May 4, 2023, from <https://biomonitoring.ca.gov/chemicals/triclocarban>
- OEHHA. (2010a). *List of Chemicals Known to the State to Cause Cancer or Reproductive Toxicity*.
- OEHHA. (2010b). *List of Chemicals Known to the State to Cause Cancer or Reproductive Toxicity*.
- OEHHA. (2023). *The Proposition 65 List*.
- OSHA. (2023a, April 5). *Formaldehyde - Overview | Occupational Safety and Health Administration (osha.gov)*. <https://www.osha.gov/Formaldehyde>.
- OSHA. (2023b, April 5). *Health Hazards in Nail Salons - Overview*. <https://www.osha.gov/Nail-Salons>.
- Owumi, S. E., & Najophe, E. S. (2019). [Dichloromethane and ethanol co-exposure aggravates oxidative stress indices causing hepatic and renal dysfunction in pubertal rats](https://doi.org/10.1177/2397847319855285). *Toxicology Research and Application*, 3, 239784731985528. <https://doi.org/10.1177/2397847319855285>

- Page, T. S., Almeda, R., Koski, M., Bournaka, E., & Nielsen, T. G. (2022). [Toxicity of tyre wear particle leachates to marine phytoplankton](#). *Aquatic Toxicology*, 252, 106299. <https://doi.org/10.1016/j.aquatox.2022.106299>
- Patterson, Jr., D. G., Wong, L.-Y., Turner, W. E., Caudill, S. P., DiPietro, E. S., McClure, P. C., Cash, T. P., Osterloh, J. D., Pirkle, J. L., Sampson, E. J., & Needham, L. L. (2009). [Levels in the U.S. Population of those Persistent Organic Pollutants \(2003–2004\) Included in the Stockholm Convention or in other Long-Range Transboundary Air Pollution Agreements](#). *Environmental Science & Technology*, 43(4), 1211–1218. <https://doi.org/10.1021/es801966w>
- Persson, L., Carney Almroth, B. M., Collins, C. D., Cornell, S., de Wit, C. A., Diamond, M. L., Fantke, P., Hassellöv, M., MacLeod, M., Ryberg, M. W., Søggaard Jørgensen, P., Villarrubia-Gómez, P., Wang, Z., & Hauschild, M. Z. (2022). [Outside the Safe Operating Space of the Planetary Boundary for Novel Entities](#). *Environmental Science & Technology*, 56(3), 1510–1521. <https://doi.org/10.1021/acs.est.1c04158>
- Perugini, G., Edgar, M., Lin, F., Kennedy, C. J., Farrell, A. P., Gillis, T. E., & Alderman, S. L. (2022). Age matters: [Comparing life-stage responses to diluted bitumen exposure in coho salmon \(*Oncorhynchus kisutch*\)](#). *Aquatic Toxicology*, 253, 106350. <https://doi.org/10.1016/j.aquatox.2022.106350>
- Peter, K. T., Lundin, J. I., Wu, C., Feist, B. E., Tian, Z., Cameron, J. R., Scholz, N. L., & Kolodziej, E. P. (2022). [Characterizing the Chemical Profile of Biological Decline in Stormwater-Impacted Urban Watersheds](#). *Environmental Science & Technology*, 56(5), 3159–3169. <https://doi.org/10.1021/acs.est.1c08274>
- Pohl, H. R., Tarkowski, S., Buczynska, A., Fay, M., & De Rosa, C. T. (2008). [Chemical exposures at hazardous waste sites: Experiences from the United States and Poland](#). *Environmental Toxicology and Pharmacology*, 25(3), 283–291. <https://doi.org/10.1016/j.etap.2007.12.005>
- Portele, G. J., Mar, B. W., Horner, R. R., & Welch, E. B. (1982). *Effects of Seattle Area Highway Stormwater Runoff on Aquatic Biota*.
- Puget Sound Clean Air Agency. (2011). [2010 Study of Air Toxics in Tacoma and Seattle Publication Number 30-42](#). <https://www.pscleanair.gov/DocumentCenter/View/144/2010-Tacoma-and-Seattle-Area-Air-Toxics-Evaluation---Executive-Summary-PDF?bidId=>
- Puget Sound Clean Air Agency. (2018). [Near-Road Air Toxics Study in the Chinatown-International District](#). <https://www.pscleanair.gov/DocumentCenter/View/3398/Air-Toxics-Study-in-the-Chinatown-International-District-Full-Report?bidId=>
- Puget Sound Clean Air Agency. (2022). [2021 Air Quality Data Summary](#). <https://pscleanair.gov/DocumentCenter/View/4828/Air-Quality-Data-Summary-2021-PDF?bidId=>

- Puget Sound Clean Air Agency and the University of Washington. (2010). [Tacoma and Seattle Area Air Toxics Evaluation](https://www.pscleanair.gov/DocumentCenter/View/145/2010-Tacoma-and-Seattle-Area-Air-Toxics-Evaluation---Full-Report-PDF?bidId=). <https://www.pscleanair.gov/DocumentCenter/View/145/2010-Tacoma-and-Seattle-Area-Air-Toxics-Evaluation---Full-Report-PDF?bidId=>
- Purdue, M. P., Stewart, P. A., Friesen, M. C., Colt, J. S., Locke, S. J., Hein, M. J., Waters, M. A., Graubard, B. I., Davis, F., Ruterbusch, J., Schwartz, K., Chow, W. H., Rothman, N., & Hofmann, J. N. (2017). [Occupational exposure to chlorinated solvents and kidney cancer: A case-control study](https://doi.org/10.1136/oemed-2016-103849). *Occupational and Environmental Medicine*, 74(4), 268–274. <https://doi.org/10.1136/oemed-2016-103849>
- Quach, T., Gunier, R., Tran, A., Von Behren, J., Doan-Billings, P. A., Nguyen, K. D., Okahara, L., Lui, B. Y. B., Nguyen, M., Huynh, J., & Reynolds, P. (2011). [Characterizing workplace exposures in Vietnamese women working in California nail salons](https://doi.org/10.2105/AJPH.2010.300099). *American Journal of Public Health*, 101 Suppl 1(Suppl 1). <https://doi.org/10.2105/AJPH.2010.300099>
- QUINN, A., DALU, A., MEEKER, L., JEAN, P., MEEKS, R., CRISSMAN, J., GALLAVANJR, R., & PLOTZKE, K. (2007). [Effects of octamethylcyclotetrasiloxane \(D4\) on the luteinizing hormone \(LH\) surge and levels of various reproductive hormones in female Sprague–Dawley rats](https://doi.org/10.1016/j.reprotox.2007.02.005). *Reproductive Toxicology*, 23(4), 532–540. <https://doi.org/10.1016/j.reprotox.2007.02.005>
- Rauert, C., Charlton, N., Okoffo, E. D., Stanton, R. S., Agua, A. R., Pirrung, M. C., & Thomas, K. V. (2022). [Concentrations of Tire Additive Chemicals and Tire Road Wear Particles in an Australian Urban Tributary](https://doi.org/10.1021/acs.est.1c07451). *Environmental Science & Technology*, 56(4), 2421–2431. <https://doi.org/10.1021/acs.est.1c07451>
- Redman, A. D., Mihaich, E., Woodburn, K., Paquin, P., Powell, D., McGrath, J. A., & Di Toro, D. M. (2012). [Tissue-based risk assessment of cyclic volatile methyl siloxanes](https://doi.org/10.1002/etc.1900). *Environmental Toxicology and Chemistry*, 31(8), 1911–1919. <https://doi.org/10.1002/etc.1900>
- Ronco, A. M., Urrutia, M., Montenegro, M., & Llanos, M. N. (2009). [Cadmium exposure during pregnancy reduces birth weight and increases maternal and foetal glucocorticoids](https://doi.org/10.1016/j.toxlet.2009.04.008). *Toxicology Letters*, 188(3), 186–191. <https://doi.org/10.1016/j.toxlet.2009.04.008>
- Rosenblum, E. (2015a). *GreenScreen® Assessment for n-Propyl Bromide (nPD) (CAS #106-94-5)*.
- Rosenblum, E. (2015b). *GreenScreen® Assessment for [o-xylene (CAS# 95-47-6)]*.
- Rosenblum, E. (2015c). *GreenScreen® Assessment for Vinyl chloride (CAS 75-01-4)*.
- Rücker, C., & Kümmerer, K. (2015). [Environmental Chemistry of Organosiloxanes](https://doi.org/10.1021/cr500319v). *Chemical Reviews*, 115(1), 466–524. <https://doi.org/10.1021/cr500319v>
- Sack, T. M., Steele, D. H., Hammerstrom, K., & Remmers, J. (1992). [A survey of household products for volatile organic compounds](https://doi.org/10.1016/0960-1686(92)90038-M). *Atmospheric Environment. Part A. General Topics*, 26(6), 1063–1070. [https://doi.org/10.1016/0960-1686\(92\)90038-M](https://doi.org/10.1016/0960-1686(92)90038-M)

- Sahlström, L. M. O., Sellström, U., de Wit, C. A., Lignell, S., & Darnerud, P. O. (2015). [Estimated intakes of brominated flame retardants via diet and dust compared to internal concentrations in a Swedish mother-toddler cohort](#). *International Journal of Hygiene and Environmental Health*, 218(4), 422–432. <https://doi.org/10.1016/j.ijheh.2015.03.011>
- Sainio, M. A. (2015). [Neurotoxicity of solvents](#). *Handbook of Clinical Neurology*, 131, 93–110. <https://doi.org/10.1016/B978-0-444-62627-1.00007-X>
- Sanchís, J., Cabrerizo, A., Galbán-Malagón, C., Barceló, D., Farré, M., & Dachs, J. (2015). [Unexpected Occurrence of Volatile Dimethylsiloxanes in Antarctic Soils, Vegetation, Phytoplankton, and Krill](#). *Environmental Science & Technology*, 49(7), 4415–4424. <https://doi.org/10.1021/es503697t>
- Sanchís, J., Llorca, M., Picó, Y., Farré, M., & Barceló, D. (2016). [Volatile dimethylsiloxanes in market seafood and freshwater fish from the Xúquer River, Spain](#). *Science of The Total Environment*, 545–546, 236–243. <https://doi.org/10.1016/j.scitotenv.2015.12.032>
- Sanderfoot, O. V, & Holloway, T. (2017). [Air pollution impacts on avian species via inhalation exposure and associated outcomes](#). *Environmental Research Letters*, 12(8), 083002. <https://doi.org/10.1088/1748-9326/aa8051>
- Satarug, S., Garrett, S. H., Sens, M. A., & Sens, D. A. (2010). [Cadmium, Environmental Exposure, and Health Outcomes](#). *Environmental Health Perspectives*, 118(2), 182–190. <https://doi.org/10.1289/ehp.0901234>
- Scheringer, M., Stempel, S., Hukari, S., Ng, C. A., Blepp, M., & Hungerbühler, K. (2012). [How many persistent organic pollutants should we expect?](#) *Atmospheric Pollution Research*, 3(4), 383–391. <https://doi.org/10.5094/APR.2012.044>
- Scivera. (2023a). 1,1,2,2-tetrachloroethane (CAS: 79-34-5) [Verified GHS+ Assessment](#). <https://rapidscreen.scivera.com/>
- Scivera. (2023b). 1,2-dichloroethane (CAS: 107-06-2) [Verified GHS+ Assessment](#). <https://rapidscreen.scivera.com/>
- Scivera. (2023c). 1,2-dichloropropane (CAS: 78-87-5) [Verified GHS+ Assessment](#). <https://rapidscreen.scivera.com/>
- Scivera. (2023d). 1,3-bis(hydroxymethyl)-5,5-dimethylimidazolidine-2,4-dione (CAS: 6440-58-0) [Verified GHS+ Assessment](#). <https://rapidscreen.scivera.com/>
- Scivera. (2023e). 1-(4-chlorophenoxy)-3,3-dimethyl-1-(1,2,4-triazol-1-yl)butanone (CAS: 43121-43-3) [Verified GHS+ Assessment](#). <https://rapidscreen.scivera.com/>
- Scivera. (2023f). 1,4-dichlorobenzene (CAS: 106-46-7) [Verified GHS+ Assessment](#). <https://rapidscreen.scivera.com/>

Scivera. (2023g). *1-bromopropane* (CAS: 106-94-5) [Verified GHS+ Assessment](https://rapidscreen.scivera.com/).
<https://rapidscreen.scivera.com/>

Scivera. (2023h). *1-chloro-2,3-epoxypropane* (CAS: 106-89-8) [Verified GHS+ Assessment](https://rapidscreen.scivera.com/).
<https://rapidscreen.scivera.com/>

Scivera. (2023i). *1-chloro-4-nitrobenzene* (CAS: 100-00-5) [Verified GHS+ Assessment](https://rapidscreen.scivera.com/).
<https://rapidscreen.scivera.com/>

Scivera. (2023j). *2-chlorotoluene* (CAS: 95-49-8) [Verified GHS+ Assessment](https://rapidscreen.scivera.com/).
<https://rapidscreen.scivera.com/>

Scivera. (2023k). *4,4'-[3,3'-dichloro[1,1'-biphenyl]-4,4'-diyl]bis(azo)bis[2,4-dihydro-5-methyl-2-phenyl-3H-pyrazol-3-one]* (CAS: 3520-72-7) [Verified GHS+ Assessment](https://rapidscreen.scivera.com/).
<https://rapidscreen.scivera.com/>

Scivera. (2023l). *4-chloroaniline* (CAS: 106-47-8) [Verified GHS+ Assessment](https://rapidscreen.scivera.com/).
<https://rapidscreen.scivera.com/>

Scivera. (2023m). *5-chloro-2-methyl-2H-isothiazol-3-one* (CAS: 26172-55-4) [Verified GHS+ Assessment](https://rapidscreen.scivera.com/).
<https://rapidscreen.scivera.com/>

Scivera. (2023n). *8,18-dichloro-5,15-diethyl-5,15-dihydrodiindolo[3,2-b:3',2'-m]triphenodioxazine* (CAS: 6358-30-1) [Verified GHS+ Assessment](https://rapidscreen.scivera.com/).
<https://rapidscreen.scivera.com/>

Scivera. (2023o). *benzene* (CAS:71-43-2) [Verified GHS+ Assessment](https://rapidscreen.scivera.com/).
<https://rapidscreen.scivera.com/>

Scivera. (2023p). *(benzyloxy)methanol* (CAS: 14548-60-8) [Verified GHS+ Assessment](https://rapidscreen.scivera.com/).
<https://rapidscreen.scivera.com/>

Scivera. (2023q). *bronopol* (CAS: 52-51-7) [Verified GHS+ Assessment](https://rapidscreen.scivera.com/).
<https://rapidscreen.scivera.com/>

Scivera. (2023r). *cadmium* (CAS: 7440-43-9) [Verified GHS+ Assessment](https://rapidscreen.scivera.com/).
<https://rapidscreen.scivera.com/>

Scivera. (2023s). *carbon tetrachloride* (CAS: 56-23-5) [Verified GHS+ Assessment](https://rapidscreen.scivera.com/).
<https://rapidscreen.scivera.com/>

Scivera. (2023t). *chloroethane* (CAS: 75-00-3) [Verified GHS+ Assessment](https://rapidscreen.scivera.com/).
<https://rapidscreen.scivera.com/>

Scivera. (2023u). *decamethylcyclopentasiloxane* (CAS: 541-02-6) [Verified GHS+ Assessment](https://rapidscreen.scivera.com/).
<https://rapidscreen.scivera.com/>

Scivera. (2023v). *dichloromethane* (CAS: 75-09-2) [Verified GHS+ Assessment](https://rapidscreen.scivera.com/).
<https://rapidscreen.scivera.com/>

Scivera. (2023w). *dodecamethylcyclohexasiloxane* (CAS: 540-97-6) [Verified GHS+ Assessment](https://rapidscreen.scivera.com/).
<https://rapidscreen.scivera.com/>

Scivera. (2023x). *ethylbenzene* (CAS: 100-41-4) [Verified GHS+ Assessment](https://rapidscreen.scivera.com/).
<https://rapidscreen.scivera.com/>

Scivera. (2023y). *(ethylenedioxy)dimethanol* (CAS: 3586-55-8) [Verified GHS+ Assessment](https://rapidscreen.scivera.com/).
<https://rapidscreen.scivera.com/>

Scivera. (2023z). *formaldehyde* (CAS: 50-00-0) [Verified GHS+ Assessment](https://rapidscreen.scivera.com/).
<https://rapidscreen.scivera.com/>

Scivera. (2023aa). *hexachlorobenzene* (CAS: 118-74-1) [Verified GHS+ Assessment](https://rapidscreen.scivera.com/).
<https://rapidscreen.scivera.com/>

Scivera. (2023ab). *hexachlorobuta-1,3-diene* (CAS: 87-68-3) [Verified GHS+ Assessment](https://rapidscreen.scivera.com/).
<https://rapidscreen.scivera.com/>

Scivera. (2023ac). *hexamethylcyclotrisiloxane* (CAS: 541-05-9) [Verified GHS+ Assessment](https://rapidscreen.scivera.com/).
<https://rapidscreen.scivera.com/>

Scivera. (2023ad). *lead* (CAS: 7439-92-1) [Verified GHS+ Assessment](https://rapidscreen.scivera.com/).
<https://rapidscreen.scivera.com/>

Scivera. (2023ae). *N,N'-methylenebismorpholine* (CAS: 5625-90-1) [Verified GHS+ Assessment](https://rapidscreen.scivera.com/).
<https://rapidscreen.scivera.com/>

Scivera. (2023af). *N-(trichloromethylthio)phthalimide* (CAS: 133-07-3) [Verified GHS+ Assessment](https://rapidscreen.scivera.com/).
<https://rapidscreen.scivera.com/>

Scivera. (2023ag). *octamethylcyclotetrasiloxane* (CAS: 556-67-2) [Verified GHS+ Assessment](https://rapidscreen.scivera.com/).
<https://rapidscreen.scivera.com/>

Scivera. (2023ah). *sodium pentachlorophenolate* (CAS: 131-52-2) [Verified GHS+ Assessment](https://rapidscreen.scivera.com/).
<https://rapidscreen.scivera.com/>

Scivera. (2023ai). *tetrachloroethylene* (CAS: 127-18-4) [Verified GHS+ Assessment](https://rapidscreen.scivera.com/).
<https://rapidscreen.scivera.com/>

Scivera. (2023aj). *toluene* (CAS: 108-88-3) [Verified GHS+ Assessment](https://rapidscreen.scivera.com/).
<https://rapidscreen.scivera.com/>

- Scivera. (2023ak). *trans-dichloroethylene* (CAS: 156-60-5) [Verified GHS+ Assessment](https://rapidscreen.scivera.com/).
<https://rapidscreen.scivera.com/>
- Scivera. (2023al). *trichloroethylene* (CAS: 79-01-6) [Verified GHS+ Assessment](https://rapidscreen.scivera.com/).
<https://rapidscreen.scivera.com/>
- Scivera. (2023am). *triclosan* (CAS: 3380-34-5) [Verified GHS+ Assessment](https://rapidscreen.scivera.com/).
<https://rapidscreen.scivera.com/>
- Scivera. (2023an). *vinyl chloride* (CAS: 75-01-4) [Verified GHS+ Assessment](https://rapidscreen.scivera.com/).
<https://rapidscreen.scivera.com/>
- Scivera. (2023ao). *xylene* (CAS: 1330-20-7) [Verified GHS+ Assessment](https://rapidscreen.scivera.com/).
<https://rapidscreen.scivera.com/>
- Scivera. (2023ap). *α-chlorotoluene* (CAS: 100-44-7) [Verified GHS+ Assessment](https://rapidscreen.scivera.com/).
<https://rapidscreen.scivera.com/>
- Seiwert, B., Nihemaiti, M., Troussier, M., Weyrauch, S., & Reemtsma, T. (2022). [Abiotic oxidative transformation of 6-PPD and 6-PPD quinone from tires and occurrence of their products in snow from urban roads and in municipal wastewater](https://doi.org/10.1016/j.watres.2022.118122). *Water Research*, 212, 118122. <https://doi.org/10.1016/j.watres.2022.118122>
- Sexton, K., Adgate, J. L., Church, T. R., Ashley, D. L., Needham, L. L., Ramachandran, G., Fredrickson, A. L., & Ryan, A. D. (2005). [Children's exposure to volatile organic compounds as determined by longitudinal measurements in blood](https://doi.org/10.1289/EHP.7412). *Environmental Health Perspectives*, 113(3), 342–349. <https://doi.org/10.1289/EHP.7412>
- Shen, J., Taghvaei, S., La, C., Oroumiyeh, F., Liu, J., Jerrett, M., Weichenthal, S., Del Rosario, I., Shafer, M. M., Ritz, B., Zhu, Y., & Paulson, S. E. (2022). [Aerosol Oxidative Potential in the Greater Los Angeles Area: Source Apportionment and Associations with Socioeconomic Position](https://doi.org/10.1021/acs.est.2c02788). *Environmental Science & Technology*, 56(24), 17795–17804. <https://doi.org/10.1021/acs.est.2c02788>
- Shin, H., Sukumaran, V., Yeo, I.-C., Shim, K.-Y., Lee, S., Choi, H.-K., Ha, S. Y., Kim, M., Jung, J.-H., Lee, J.-S., & Jeong, C.-B. (2022). [Phenotypic toxicity, oxidative response, and transcriptomic deregulation of the rotifer *Brachionus plicatilis* exposed to a toxic cocktail of tire-wear particle leachate](https://doi.org/10.1016/j.jhazmat.2022.129417). *Journal of Hazardous Materials*, 438, 129417. <https://doi.org/10.1016/j.jhazmat.2022.129417>
- Silva, D. C. V. R., Araújo, C. V. M., López-Doval, J. C., Neto, M. B., Silva, F. T., Paiva, T. C. B., & Pompêo, M. L. M. (2017). [Potential effects of triclosan on spatial displacement and local population decline of the fish *Poecilia reticulata* using a non-forced system](https://doi.org/10.1016/j.chemosphere.2017.06.002). *Chemosphere*, 184, 329–336. <https://doi.org/10.1016/j.chemosphere.2017.06.002>

- Sjödin, A., Jones, R. S., Caudill, S. P., Wong, L.-Y., Turner, W. E., & Calafat, A. M. (2014). [Polybrominated Diphenyl Ethers, Polychlorinated Biphenyls, and Persistent Pesticides in Serum from the National Health and Nutrition Examination Survey: 2003–2008](#). *Environmental Science & Technology*, 48(1), 753–760. <https://doi.org/10.1021/es4037836>
- Slabe, V. A., Anderson, J. T., Millsap, B. A., Cooper, J. L., Harmata, A. R., Restani, M., Crandall, R. H., Bodenstern, B., Bloom, P. H., Booms, T., Buchweitz, J., Culver, R., Dickerson, K., Domenech, R., Dominguez-Villegas, E., Driscoll, D., Smith, B. W., Lockhart, M. J., McRuer, D., ... Katzner, T. E. (2022). [Demographic implications of lead poisoning for eagles across North America](#). *Science*, 375(6582), 779–782. <https://doi.org/10.1126/science.abj3068>
- Southwest Clean Air Agency. (2007a). [Final Report - Longview Air Toxics Monitoring Project](#). <https://www.swcleanair.gov/docs/agency/LongviewToxicsReport.pdf>
- Southwest Clean Air Agency. (2007b). [Final Report - Vancouver 2005 Ambient Air Toxics Monitoring Review](#). <https://www.swcleanair.gov/docs/agency/Vancouver2005ToxicsMonitoringReport.pdf>
- Spehar, R. L., & Fiandt, J. T. (1986). [Acute and chronic effects of water quality criteria-based metal mixtures on three aquatic species](#). *Environmental Toxicology and Chemistry*, 5(10), 917–931. <https://doi.org/10.1002/etc.5620051008>
- Spromberg, J. A., & Scholz, N. L. (2011). [Estimating the future decline of wild coho salmon populations resulting from early spawner die-offs in urbanizing watersheds of the Pacific Northwest, USA](#). *Integrated Environmental Assessment and Management*, 7(4), 648–656. <https://doi.org/10.1002/ieam.219>
- Squillace, P. J., Moran, M. J., Lapham, W. W., Price, C. V., Clawges, R. M., & Zogorski, J. S. (1999). [Volatile Organic Compounds in Untreated Ambient Groundwater of the United States, 1985–1995](#). *Environmental Science & Technology*, 33(23), 4176–4187. <https://doi.org/10.1021/es990234m>
- Stapleton, H. M., Klosterhaus, S., Keller, A., Ferguson, P. L., van Bergen, S., Cooper, E., Webster, T. F., & Blum, A. (2011). [Identification of Flame Retardants in Polyurethane Foam Collected from Baby Products](#). *Environmental Science & Technology*, 45(12), 5323–5331. <https://doi.org/10.1021/es2007462>
- Stauber, E., Finch, N., Talcott, P. A., & Gay, J. M. (2010). [Lead Poisoning of Bald \(Haliaeetus leucocephalus\) and Golden \(Aquila chrysaetos\) Eagles in the US Inland Pacific Northwest Region—An 18-year Retrospective Study: 1991–2008](#). *Journal of Avian Medicine and Surgery*, 24(4), 279–287. <https://doi.org/10.1647/2009-006.1>
- Staudt, A. M., Whitworth, K. W., Chien, L. C., Whitehead, L. W., & Gimeno Ruiz de Porras, D. (2019). [Association of organic solvents and occupational noise on hearing loss and tinnitus](#)

[among adults in the U.S., 1999–2004](#). *International Archives of Occupational and Environmental Health*, 92(3), 403. <https://doi.org/10.1007/S00420-019-01419-2>

Stayner, L., Smith, R., Thun, M., Schnorr, T., & Lemen, R. (1992). [A dose-response analysis and quantitative assessment of lung cancer risk and occupational cadmium exposure](#). *Annals of Epidemiology*, 2(3), 177–194. [https://doi.org/10.1016/1047-2797\(92\)90052-R](https://doi.org/10.1016/1047-2797(92)90052-R)

Strum, M., & Scheffe, R. (2016). [National review of ambient air toxics observations](#). *Journal of the Air & Waste Management Association*, 66(2), 120–133. <https://doi.org/10.1080/10962247.2015.1076538>

Swenberg, J. A., Lu, K., Moeller, B. C., Gao, L., Upton, P. B., Nakamura, J., & Starr, T. B. (2011). [Endogenous versus Exogenous DNA Adducts: Their Role in Carcinogenesis, Epidemiology, and Risk Assessment](#). *Toxicological Sciences*, 120(Suppl 1), S130. <https://doi.org/10.1093/TOXSCI/KFQ371>

Tabet, E., Genet, V., Tiaho, F., Lucas-Clerc, C., Gelu-Simeon, M., Piquet-Pellorce, C., & Samson, M. (2016). [Chlordecone potentiates hepatic fibrosis in chronic liver injury induced by carbon tetrachloride in mice](#). *Toxicology Letters*, 255, 1–10. <https://doi.org/10.1016/j.toxlet.2016.02.005>

Teschke, R. (2018). [Aliphatic Halogenated Hydrocarbons: Report and Analysis of Liver Injury in 60 Patients](#). *Journal of Clinical and Translational Hepatology*. <https://doi.org/10.14218/JCTH.2018.00040>

Tian, Z., Gonzalez, M., Rideout, C. A., Zhao, H. N., Hu, X., Wetzal, J., Mudrock, E., James, C. A., McIntyre, J. K., & Kolodziej, E. P. (2022). [6PPD-Quinone: Revised Toxicity Assessment and Quantification with a Commercial Standard](#). *Environmental Science & Technology Letters*, 9(2), 140–146. <https://doi.org/10.1021/acs.estlett.1c00910>

Tian, Z., Peter, K. T., Gipe, A. D., Zhao, H., Hou, F., Wark, D. A., Khangaonkar, T., Kolodziej, E. P., & James, C. A. (2020). [Suspect and Nontarget Screening for Contaminants of Emerging Concern in an Urban Estuary](#). *Environmental Science & Technology*, 54(2), 889–901. <https://doi.org/10.1021/acs.est.9b06126>

Tobiszewski, M., Namieśnik, J., & Pena-Pereira, F. (2017). [Environmental risk-based ranking of solvents using the combination of a multimedia model and multi-criteria decision analysis](#). *Green Chemistry*, 19(4), 1034–1042. <https://doi.org/10.1039/C6GC03424A>

ToxServices. (2014). *Methenamine (CAS #100-97-0) GreenScreen for Safer Chemicals (GreenScreen®)*.

ToxServices. (2015a). *Benzylhemiformal (CAS #14548-60-8) GreenScreen for Safer Chemicals (GreenScreen®) Assessment*.

- ToxServices. (2015b). *Dichloroethylene (CAS# 107-06-2) GreenScreen for Safer Chemicals (GreenScreen®) Assessment.*
- ToxServices. (2016a). *Decamethylcyclopentasiloxane (CAS #541-02-6) GreenScreen for Safer Chemicals (GreenScreen®) Assessment.*
- ToxServices. (2016b). *Perchloroethylene (CAS #127-18-4) GreenScreen for Safer Chemicals (GreenScreen®) Assessment.*
- ToxServices. (2017). *Hexamethylcyclotrisiloxane (CAS #541-05-9) GreenScreen for Safer Chemicals (GreenScreen®) Assessment.*
- ToxServices. (2018a). *Benzene (CAS #71-43-2) GreenScreen for Safer Chemicals (GreenScreen®) Assessment.*
- ToxServices. (2018b). *Benzyl chloride (CAS# 100-44-7) GreenScreen for Safer Chemicals (GreenScreen®) Assessment.*
- ToxServices. (2018c). *Octamethylcyclotetrasiloxane (CAS #556-67-2) GreenScreen for Safer Chemicals (GreenScreen®) Assessment.*
- ToxServices. (2018d). *Triclosan (CAS #3380-34-5) GreenScreen for Safer Chemicals (GreenScreen®) Assessment.*
- ToxServices. (2019a). *Dodecamethylcyclohexasiloxane (CAS #540-97-6) GreenScreen for Safer Chemicals (GreenScreen®) Assessment.*
- ToxServices. (2019b). *Ethylbenzene (CAS #100-41-4) GreenScreen for Safer Chemicals (GreenScreen®) Assessment.*
- ToxServices. (2019c). *Formaldehyde (CAS #50-00-0) GreenScreen for Safer Chemicals (GreenScreen®) Assessment.*
- ToxServices. (2019d). *Toluene (CAS #108-88-3) GreenScreen for Safer Chemicals (GreenScreen®) Assessment.*
- ToxServices. (2020). *DMDM Hydantoin (CAS #6440-58-0) GreenScreen for Safer Chemicals (GreenScreen®) Assessment.*
- ToxServices. (2021a). *Lead (CAS #7439-92-1) GreenScreen for Safer Chemicals (GreenScreen®) Assessment.*
- ToxServices. (2021b). *N-(1,3-dimethylbutyl)-N'-phenyl-p-phenylenediamine (6PPD) (CAS #793-24-8) GreenScreen for Safer Chemicals (GreenScreen®) Assessment.*

- ToxServices. (2023). *Xylenes (Mixed Xylenes) (CAS #1330-20-7) GreenScreen for Safer Chemicals (GreenScreen®) Assessment*.
- Tran, D. N., Park, S. M., Jung, E. M., & Jeung, E. B. (2021). [Prenatal Octamethylcyclotetrasiloxane Exposure Impaired Proliferation of Neuronal Progenitor, Leading to Motor, Cognition, Social and Behavioral Functions](#). *International Journal of Molecular Sciences*, 22(23). <https://doi.org/10.3390/IJMS222312949>
- Tran, T. M., Hoang, A. Q., Le, S. T., Minh, T. B., & Kannan, K. (2019). [A review of contamination status, emission sources, and human exposure to volatile methyl siloxanes \(VMSs\) in indoor environments](#). *The Science of the Total Environment*, 691, 584–594. <https://doi.org/10.1016/J.SCITOTENV.2019.07.168>
- Tran, T. M., Tu, M. B., & Vu, N. D. (2018). [Cyclic siloxanes in indoor environments from hair salons in Hanoi, Vietnam: Emission sources, spatial distribution, and implications for human exposure](#). *Chemosphere*, 212, 330–336. <https://doi.org/10.1016/J.CHEMOSPHERE.2018.08.101>
- Tsatsakis, A., Docea, A. O., Constantin, C., Calina, D., Zlatian, O., Nikolouzakis, T. K., Stivaktakis, P. D., Kalogeraki, A., Liesivuori, J., Tzanakakis, G., & Neagu, M. (2019). [Genotoxic, cytotoxic, and cytopathological effects in rats exposed for 18 months to a mixture of 13 chemicals in doses below NOAEL levels](#). *Toxicology Letters*, 316, 154–170. <https://doi.org/10.1016/j.toxlet.2019.09.004>
- TURI. (2021). [Alternatives to Halogenated Solvents Used in Surface Cleaning](#). <https://www.turi.org/content/download/13678/217780/file/Guide+to+Finding+Safer+Alternatives+to+Halogenated+Solvents.pdf>
- ULCA Labor Center. (2018). [Nail Files: A Study of Nail Salon Workers and Industry in the United States](#). https://www.labor.ucla.edu/wp-content/uploads/2018/11/NAILFILES_FINAL.pdf
- US EPA. (2000a). [Biphenyl - Hazard Summary](#). <https://www.epa.gov/sites/default/files/2016-09/documents/biphenyl.pdf>
- US EPA. (2000b). [Polychlorinated biphenyls \(PCBs\)\(Arochlors\) - Hazard Summary](#). <https://www.epa.gov/sites/default/files/2016-09/documents/polychlorinated-biphenyls.pdf>
- USGS. (2006a). *The quality of our Nation's waters—Volatile organic compounds in the Nation's ground water and drinking-water supply wells: U.S. Geological Survey Circular 1292*.
- USGS. (2006b). [Volatile Organic Compounds in the Nation's Ground Water and Drinking-Water Supply Wells](#). <https://pubs.usgs.gov/circ/circ1292/pdf/circular1292.pdf>
- Vardoulakis, S., Giagloglou, E., Steinle, S., Davis, A., Sleenwenhoek, A., Galea, K. S., Dixon, K., & Crawford, J. O. (2020). [Indoor Exposure to Selected Air Pollutants in the Home](#)

[Environment: A Systematic Review](#). *International Journal of Environmental Research and Public Health*, 17(23), 1–24. <https://doi.org/10.3390/IJERPH17238972>

- Varshney, S., Gora, A. H., Siriyappagoudar, P., Kiron, V., & Olsvik, P. A. (2022). [Toxicological effects of 6PPD and 6PPD quinone in zebrafish larvae](#). *Journal of Hazardous Materials*, 424, 127623. <https://doi.org/10.1016/j.jhazmat.2021.127623>
- Wang, H., Chen, J., Suda, M., Yanagiba, Y., Weng, Z., & Wang, R.-S. (2019). [Acute inhalation co-exposure to 1,2-dichloropropane and dichloromethane cause liver damage by inhibiting mitochondrial respiration and defense ability in mice](#). *Journal of Applied Toxicology*, 39(2), 260–270. <https://doi.org/10.1002/jat.3715>
- Wang, R., Moody, R. P., Koniecki, D., & Zhu, J. (2009). [Low molecular weight cyclic volatile methylsiloxanes in cosmetic products sold in Canada: implication for dermal exposure](#). *Environment International*, 35(6), 900–904. <https://doi.org/10.1016/J.ENVINT.2009.03.009>
- Wang, R., Zhang, Y., Lan, Q., Holford, T. R., Leaderer, B., Hoar Zahm, S., Boyle, P., Dosemeci, M., Rothman, N., Zhu, Y., Qin, Q., & Zheng, T. (2009). [Occupational exposure to solvents and risk of non-Hodgkin lymphoma in Connecticut women](#). *American Journal of Epidemiology*, 169(2), 176–185. <https://doi.org/10.1093/aje/kwn300>
- Wang, W., Cao, G., Zhang, J., Wu, P., Chen, Y., Chen, Z., Qi, Z., Li, R., Dong, C., & Cai, Z. (2022). [Beyond Substituted p-Phenylenediamine Antioxidants: Prevalence of Their Quinone Derivatives in PM 2.5](#). *Environmental Science & Technology*, 56(15), 10629–10637. <https://doi.org/10.1021/acs.est.2c02463>
- Wang, X., Gronstal, S., Lopez, B., Jung, H., Chen, L. W. A., Wu, G., Ho, S. S. H., Chow, J. C., Watson, J. G., Yao, Q., & Yoon, S. (2023). [Evidence of non-tailpipe emission contributions to PM2.5 and PM10 near southern California highways](#). *Environmental Pollution (Barking, Essex : 1987)*, 317. <https://doi.org/10.1016/J.ENVPOL.2022.120691>
- Washington State University Laboratory for Atmospheric Research, & RJ Lee Group Inc. Center for Laboratory Sciences. (2007). *Community Assessment Spokane Air Toxic Study 2005 Final Data Summary Spokane Community Assessment Air Toxic Study 2005 Final Data Summary*.
- Wei, Y., & Zhu, J. (2016a). [Associations between urinary concentrations of 2,5-dichlorophenol and metabolic syndrome among non-diabetic adults](#). *Environmental Science and Pollution Research International*, 23(1), 581–588. <https://doi.org/10.1007/S11356-015-5291-Z>
- Wei, Y., & Zhu, J. (2016b). [Para-Dichlorobenzene Exposure Is Associated with Thyroid Dysfunction in US Adolescents](#). *The Journal of Pediatrics*, 177, 238–243. <https://doi.org/10.1016/J.JPEDS.2016.06.085>
- Wei, Y., & Zhu, J. (2016c). [Urinary concentrations of 2,5-dichlorophenol and diabetes in US adults](#). *Journal of Exposure Science & Environmental Epidemiology*, 26(3), 329–333. <https://doi.org/10.1038/JES.2015.19>

- Wei, Y., Zhu, J., & Nguyen, A. (2014). [Urinary concentrations of dichlorophenol pesticides and obesity among adult participants in the U.S. National Health and Nutrition Examination Survey \(NHANES\) 2005-2008](#). *International Journal of Hygiene and Environmental Health*, 217(2–3), 294–299. <https://doi.org/10.1016/J.IJHEH.2013.07.003>
- Weng, J., Yu, H., Zhang, H., Gao, L., Qiao, L., Ai, Q., Liu, Y., Liu, Y., Xu, M., Zhao, B., & Zheng, M. (2023). [Health Risks Posed by Dermal and Inhalation Exposure to High Concentrations of Chlorinated Paraffins Found in Soft Poly\(vinyl chloride\) Curtains](#). *Environmental Science & Technology*, 57(14), 5580–5591. <https://doi.org/10.1021/acs.est.2c07040>
- White, R. F., & Proctor, S. P. (1997). [Solvents and neurotoxicity](#). *The Lancet*, 349(9060), 1239–1243. [https://doi.org/10.1016/S0140-6736\(96\)07218-2](https://doi.org/10.1016/S0140-6736(96)07218-2)
- Williams, C. R., & Gallagher, E. P. (2013). [Effects of cadmium on olfactory mediated behaviors and molecular biomarkers in coho salmon \(*Oncorhynchus kisutch*\)](#). *Aquatic Toxicology*, 140–141, 295–302. <https://doi.org/10.1016/j.aquatox.2013.06.010>
- Williams, C. R., MacDonald, J. W., Bammler, T. K., Paulsen, M. H., Simpson, C. D., & Gallagher, E. P. (2016). [From the Cover: Cadmium Exposure Differentially Alters Odorant-Driven Behaviors and Expression of Olfactory Receptors in Juvenile Coho Salmon \(*Oncorhynchus kisutch*\)](#). *Toxicological Sciences*, 154(2), 267–277. <https://doi.org/10.1093/toxsci/kfw172>
- World Meteorological Organization. (2022). [Scientific Assessment of Ozone Depletion 2022 Executive Summary](#). <https://ozone.unep.org/system/files/documents/Scientific-Assessment-of-Ozone-Depletion-2022-Executive-Summary.pdf>
- Wu, J., Cao, G., Zhang, F., & Cai, Z. (2023). [A new toxicity mechanism of N-\(1,3-Dimethylbutyl\)-N'-phenyl-p-phenylenediamine quinone: Formation of DNA adducts in mammalian cells and aqueous organisms](#). *Science of The Total Environment*, 866, 161373. <https://doi.org/10.1016/j.scitotenv.2022.161373>
- Xie, Z., Zhang, P., Wu, Z., Zhang, S., Wei, L., Mi, L., Kuester, A., Gandrass, J., Ebinghaus, R., Yang, R., Wang, Z., & Mi, W. (2022). [Legacy and emerging organic contaminants in the polar regions](#). *Science of The Total Environment*, 835, 155376. <https://doi.org/10.1016/j.scitotenv.2022.155376>
- Xu, L., Shi, Y., Liu, N., & Cai, Y. (2015). [Methyl siloxanes in environmental matrices and human plasma/fat from both general industries and residential areas in China](#). *Science of The Total Environment*, 505, 454–463. <https://doi.org/10.1016/J.SCITOTENV.2014.10.039>
- Xu, S., & Kropscott, B. (2012). [Method for Simultaneous Determination of Partition Coefficients for Cyclic Volatile Methylsiloxanes and Dimethylsilanediol](#). *Analytical Chemistry*, 84(4), 1948–1955. <https://doi.org/10.1021/ac202953t>
- Yang, G., Sun, T., Han, Y.-Y., Rosser, F., Forno, E., Chen, W., & Celedón, J. C. (2019). [Serum Cadmium and Lead, Current Wheeze, and Lung Function in a Nationwide Study of Adults in](#)

- [the United States](#). *The Journal of Allergy and Clinical Immunology: In Practice*, 7(8), 2653-2660.e3. <https://doi.org/10.1016/j.jaip.2019.05.029>
- Yang, R., Wei, H., Guo, J., & Li, A. (2012). [Emerging Brominated Flame Retardants in the Sediment of the Great Lakes](#). *Environmental Science & Technology*, 46(6), 3119–3126. <https://doi.org/10.1021/es204141p>
- Yang, Y., Zhao, S., Zhang, M., Xiang, M., Zhao, J., Chen, S., Wang, H., Han, L., & Ran, J. (2022). [Prevalence of neurodevelopmental disorders among US children and adolescents in 2019 and 2020](#). *Frontiers in Psychology*, 13. <https://doi.org/10.3389/fpsyg.2022.997648>
- Yu, B., Yuan, Z., Yu, Z., & Xue-song, F. (2022). [BTEX in the environment: An update on sources, fate, distribution, pretreatment, analysis, and removal techniques](#). *Chemical Engineering Journal*, 435, 134825. <https://doi.org/10.1016/j.cej.2022.134825>
- Yu, L., Wang, B., Cheng, M., Yang, M., Gan, S., Fan, L., Wang, D., & Chen, W. (2020). [Association between indoor formaldehyde exposure and asthma: A systematic review and meta-analysis of observational studies](#). *Indoor Air*, 30(4), 682–690. <https://doi.org/10.1111/ina.12657>
- Yucuis, R. A., Stanier, C. O., & Hornbuckle, K. C. (2013). [Cyclic siloxanes in air, including identification of high levels in Chicago and distinct diurnal variation](#). *Chemosphere*, 92(8), 905–910. <https://doi.org/10.1016/J.CHEMOSPHERE.2013.02.051>
- Zeng, L., Li, Y., Sun, Y., Liu, L.-Y., Shen, M., & Du, B. (2023). [Widespread Occurrence and Transport of p-Phenylenediamines and Their Quinones in Sediments across Urban Rivers, Estuaries, Coasts, and Deep-Sea Regions](#). *Environmental Science & Technology*, 57(6), 2393–2403. <https://doi.org/10.1021/acs.est.2c07652>
- Zeng, Y., Pan, W., Ding, N., Kang, Y., Man, Y. B., Zeng, L., Zhang, Q., & Luo, J. (2020). [Brominated flame retardants in home dust and its contribution to brominated flame retardants bioaccumulation in children hair](#). *Journal of Environmental Science and Health, Part A*, 55(13), 1528–1533. <https://doi.org/10.1080/10934529.2020.1826191>
- Zhang, H., Shen, Y., Liu, W., He, Z., Fu, J., Cai, Z., & Jiang, G. (2019). [A review of sources, environmental occurrences and human exposure risks of hexachlorobutadiene and its association with some other chlorinated organics](#). *Environmental Pollution*, 253, 831–840. <https://doi.org/10.1016/j.envpol.2019.07.090>
- Zhang, H.-Y., Huang, Z., Liu, Y.-H., Hu, L.-X., He, L.-Y., Liu, Y.-S., Zhao, J.-L., & Ying, G.-G. (2023). [Occurrence and risks of 23 tire additives and their transformation products in an urban water system](#). *Environment International*, 171, 107715. <https://doi.org/10.1016/j.envint.2022.107715>

- Zhang, K., Lan, T., Bao, W., Cui, Q., & Thorne, P. S. (2023). [Blood Concentrations of Volatile Organic Compounds among US Workers from Various Trades](#). *Journal of Occupational & Environmental Medicine*. <https://doi.org/10.1097/JOM.0000000000002809>
- Zhang, K., Wong, J. W., Begley, T. H., Hayward, D. G., & Limm, W. (2012). [Determination of siloxanes in silicone products and potential migration to milk, formula and liquid simulants](#). *Food Additives & Contaminants. Part A, Chemistry, Analysis, Control, Exposure & Risk Assessment*, 29(8), 1311–1321. <https://doi.org/10.1080/19440049.2012.684891>
- Zhang, R., Zhao, S., Liu, X., Tian, L., Mo, Y., Yi, X., Liu, S., Liu, J., Li, J., & Zhang, G. (2023). [Aquatic environmental fates and risks of benzotriazoles, benzothiazoles, and p-phenylenediamines in a catchment providing water to a megacity of China](#). *Environmental Research*, 216, 114721. <https://doi.org/10.1016/j.envres.2022.114721>
- Zhang, Y. J., Xu, T. T., Ye, D. M., Lin, Z. Z., Wang, F., & Guo, Y. (2022). [Widespread N-\(1,3-Dimethylbutyl\)-N'-phenyl-p-phenylenediamine Quinone in Size-Fractioned Atmospheric Particles and Dust of Different Indoor Environments](#). *Environmental Science and Technology Letters*. https://doi.org/10.1021/ACS.ESTLETT.2C00193/SUPPL_FILE/EZ2C00193_SI_001.PDF
- Zhang, Y., Li, S., & Li, S. (2019). [Relationship between cadmium content in semen and male infertility: a meta-analysis](#). *Environmental Science and Pollution Research*, 26(2), 1947–1953. <https://doi.org/10.1007/s11356-018-3748-6>
- Zhang, Y., Xu, C., Zhang, W., Qi, Z., Song, Y., Zhu, L., Dong, C., Chen, J., & Cai, Z. (2022). [p - Phenylenediamine Antioxidants in PM_{2.5} : The Underestimated Urban Air Pollutants](#). *Environmental Science & Technology*, 56(11), 6914–6921. <https://doi.org/10.1021/acs.est.1c04500>
- Zhao, H. N., Hu, X., Gonzalez, M., Rideout, C. A., Hobby, G. C., Fisher, M. F., McCormick, C. J., Dodd, M. C., Kim, K. E., Tian, Z., & Kolodziej, E. P. (2023). [Screening p-Phenylenediamine Antioxidants, Their Transformation Products, and Industrial Chemical Additives in Crumb Rubber and Elastomeric Consumer Products](#). *Environmental Science & Technology*, 57(7). <https://doi.org/10.1021/ACS.EST.2C07014>
- Zhao, H. N., Hu, X., Tian, Z., Gonzalez, M., Rideout, C. A., Peter, K. T., Dodd, M. C., & Kolodziej, E. P. (2023). [Transformation Products of Tire Rubber Antioxidant 6PPD in Heterogeneous Gas-Phase Ozonation: Identification and Environmental Occurrence](#). *Environmental Science & Technology*, 57(14), 5621–5632. <https://doi.org/10.1021/acs.est.2c08690>
- Zhu, L., Hajeb, P., Fauser, P., & Vorkamp, K. (2023). [Endocrine disrupting chemicals in indoor dust: A review of temporal and spatial trends, and human exposure](#). *Science of The Total Environment*, 874, 162374. <https://doi.org/10.1016/j.scitotenv.2023.162374>

Zhu, L., Jacob, D. J., Keutsch, F. N., Mickley, L. J., Scheffe, R., Strum, M., González Abad, G., Chance, K., Yang, K., Rappenglück, B., Millet, D. B., Baasandorj, M., Jaeglé, L., & Shah, V. (2017). [Formaldehyde \(HCHO\) As a Hazardous Air Pollutant: Mapping Surface Air Concentrations from Satellite and Inferring Cancer Risks in the United States](https://doi.org/10.1021/acs.est.7b01356). *Environmental Science & Technology*, 51(10), 5650–5657.
<https://doi.org/10.1021/acs.est.7b01356>