




Travisia brevis Moore, 1923



Nomenclature	
Phylum	Annelida
Class	Polychaeta
Family	Travisiidae
Synonyms	none

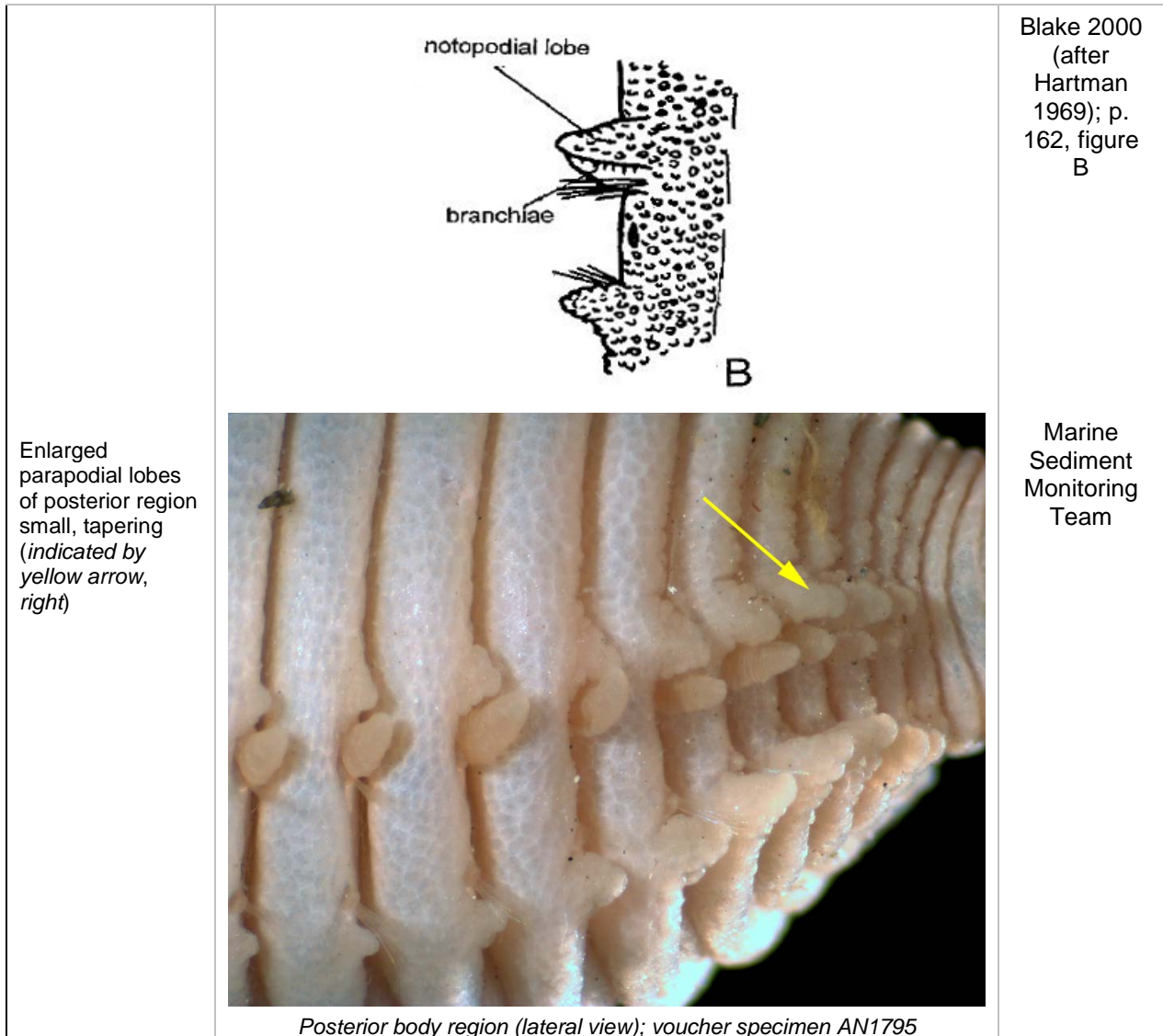


Distribution	
Type Locality	San Diego, California
Geographic Distribution	Alaska to southern California (Blake 2000)
Habitat	Sand and mud (Hartman 1969); shelf and slope depths; 90-1730m. Off California, <i>T. brevis</i> is the most common species of this genus in slope depths (Blake 2000).

Description
From Blake 2000 (unless otherwise noted)
Size: Moderate-sized species, up to 30 mm long, 4 mm wide, for 24-25 chaetigers.
Color: Light tan/brown/gray in alcohol.
Body: Distinctly short, thick, grub-like, covered with uniformly-sized vesicles or pustules from anterior to posterior. No mid-ventral groove. Segments biannulate.
Prostomium: Small, conical; eyes absent.
Branchiae: 22 pairs of simple, cirriform branchiae from chaetiger 2 to 23.
Parapodia: Reduced anteriorly with low conspicuous lobes, becoming pointed and prominent from about chaetiger 14 to about 23; posteriormost inconspicuous, tapering.
Chaetae: Smooth capillaries.
Pygidium: With a ring of small lobes; preceded by 7 preanal constricted chaetigers.

Diagnostic Characteristics

Diagnostic Characteristics (from Blake 2000)	Photo, Illustrations	Photo, Illustration Credit
<p>Body not more than 3 cm long, with 24-25 chaetigers</p>	 <p style="text-align: center;"><i>Voucher specimen AN1795 (dorsal view)</i></p>	<p>LEFT: Blake 2000 (after Hartman 1969); figure A</p> <p>RIGHT: Marine Sediment Monitoring Team</p>
<p>Body vesicles small, uniform in size (<i>indicated by yellow arrows, right</i>)</p>	 <p style="text-align: center;"><i>Close-up of vesicles; voucher specimen AN1795</i></p>	<p>Marine Sediment Monitoring Team</p>



Related Species and Characteristic Differences	
Species Name	Diagnostic Characteristics
<i>Travisia forbesii</i>	Posterior parapodia with enlarged, rounded parapodial lobes (Hobson and Banse 1981).
<i>Travisia pupa</i>	A large species; body with 25-27 chaetigers; 24 pairs of branchiae; body vesicles not uniform in size; those of posterior side of annuli larger, warty; (Blake 2000)
<i>Travisia gigas</i>	Body with 46 chaetigers (Blake and Ruff 2007). <i>Note: This species has been reported during coastal surveys of Washington and Oregon but has not been collected during Puget Sound sediment monitoring.</i>

Comments

Persson and Pleijel (2005) transferred *Travisia* from family Opheliidae to family Scalibregmatidae based on DNA evidence; Blake and Maciolek (2016) rejected the inclusion of *Travisia* in either Opheliidae or Scalibregmatidae and established Hartmann-Schröder's opheliid subfamily Travisinae as a separate family.

Literature

Blake, J.A. 2000. Family Opheliidae Malmgren, 1867. Pp. 145-168. *IN: Blake, James A.; Hilbig, Brigitte; and Scott, Paul Valentich. Taxonomic Atlas of the Benthic Fauna of the Santa Maria Basin and Western Santa Barbara Channel. 7 - The Annelida Part 4. Polychaeta: Flabelligeridae to Sternaspidae.* Santa Barbara Museum of Natural History, Santa Barbara

Blake, J. & N. Maciolek. 2016. Travisidae Hartmann-Schröder, 1971, New Family Status. In *Zoology Online* (n.d.). Berlin, Boston: De Gruyter.

Hartman, O. 1969. *Atlas of the sedentariate polychaetous annelids from California.* Allan Hancock Foundation, University of Southern California, Los Angeles. 812 pp.

Hobson, K.D. and K. Banse. 1981. Sedentariate and archiannelid polychaetes of British Columbia and Washington. *Can. Bull. Fish. Aquat. Sci.* 209: 144 pp. (Pp. 343-344)

Kozloff, E.N. 1987. *Marine Invertebrates of the Pacific Northwest.* University of Washington Press. Seattle, WA. 511 pp.

Moore, J.P. 1923. The polychaetous annelids dredged by the U.S.S. "Albatross" off the coast of southern California in 1904. IV. Spionidae to Sabellariidae. *Proceedings of the Academy of Natural Sciences of Philadelphia.* 75: 179-259, plates XVII-XVIII.

Persson, J. and F. Pleijel. 2005. On the phylogenetic relationships of *Axiokebutia*, *Travisia* and Scalibregmatidae (Polychaeta). *Zootaxa* 998: 1-14.

More Information

To learn more about our Voucher Sheet project, please visit:
<http://ecologywa.blogspot.com/2017/03/eyes-under-puget-sound-voucher-sheet.html>

More information on Puget Sound marine monitoring is available on our [website](#), including a full list of published [benthic invertebrate voucher sheets](#).

Prepared by Dany Burgess (Ecology's Marine Sediment Monitoring Team); reviewed by Tara Macdonald and Hiroki Tomoe (Biologica). This document is available on the Department of Ecology's website at <https://fortress.wa.gov/ecy/publications/SummaryPages/1803384.html>

If you need this document in a format for the visually impaired, call (360) 407-6764. Persons with hearing loss can call 711 for Washington Relay Service. Persons with a speech disability can call (877) 833-6341.