

Quarter 4, 2023 Data Summary

Clean Fuel Standard

This report is a summary of the total number of deficits and credits generated by program participants during quarter 4 of 2023 and is generated using data submitted by program participants. For this reason, there may be changes to the data as Ecology continues to work with regulated parties on corrections to their reporting. The aggregated quarterly data for the program is also posted in an Excel format on our [Data & Reports](#) webpage.

Figure 1 shows the number of credits and deficits generated. Credits are generated by fuels whose carbon intensity falls below this year's target, while deficits are generated by fuels whose carbon intensity is higher than this year's target 542,302 credits were generated in the fourth quarter versus 195,808 deficits.

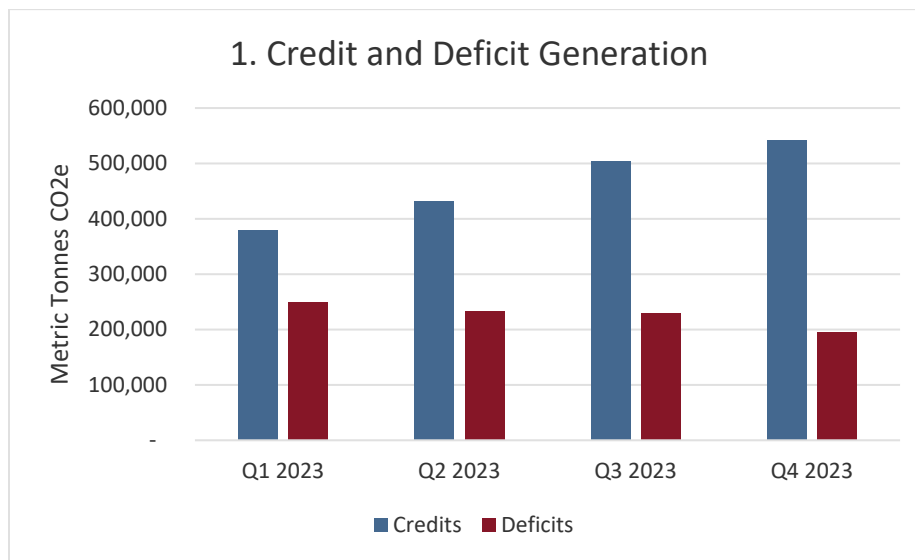


Figure 2 shows the breakdown of credit generation by fuel type during the fourth quarter. This data does not include incremental credits from non-metered residential EV charging.

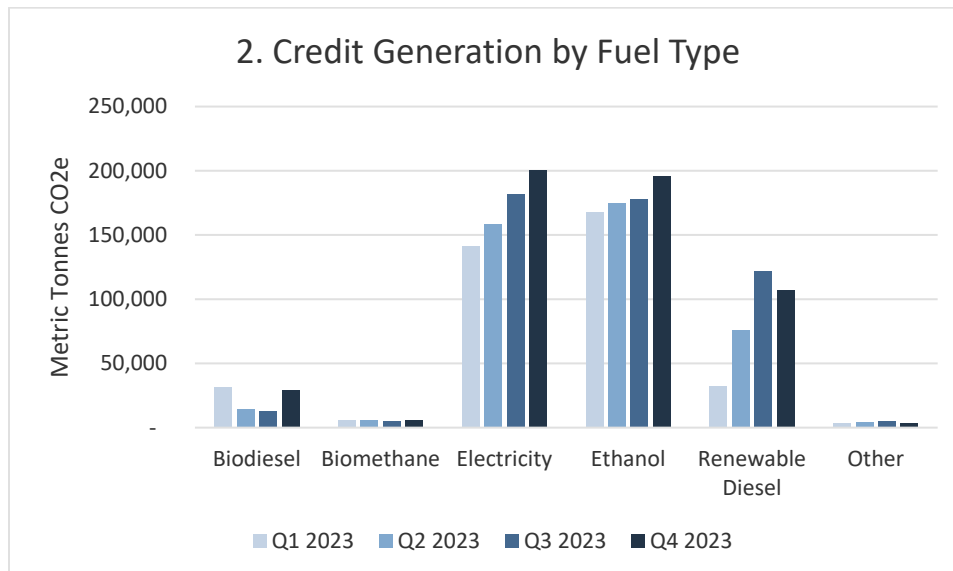


Figure 3 shows the percentage of credits generated by each fuel type.

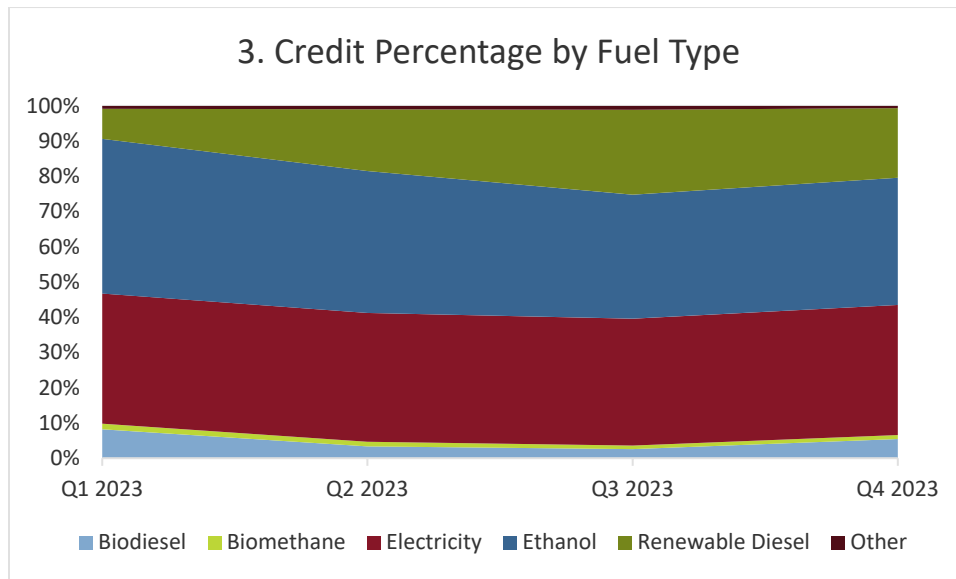
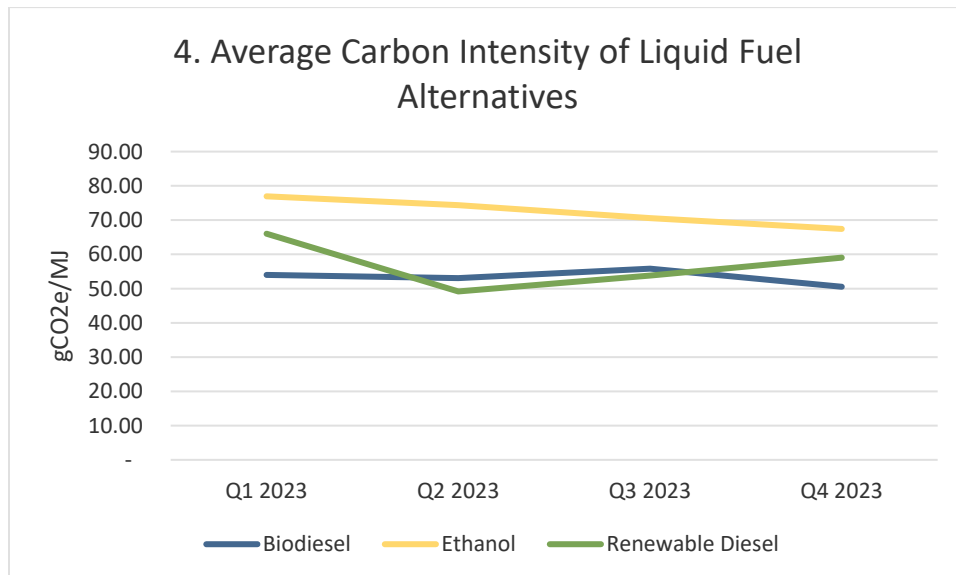


Figure 4 shows the volume-weighted average carbon intensity of liquid fuel alternatives reported in 2023.



Over 150 businesses reported to Ecology in the fourth quarter of 2023. This includes credit aggregators who in some cases report on behalf of multiple or many credit generators.

ADA Accessibility

To request an ADA accommodation, contact Ecology by phone at 360-407-6831 or email at ecyADAAccordinator@ecy.wa.gov, or visit <https://ecology.wa.gov/accessibility>. For Relay Service or TTY call 711 or 877-833-634