

Clean Fuel Standard: Quarter 1 2026 data summary

Summary of credits, deficits, and carbon intensity

Overview

This report shows the number of deficits and credits generated by Clean Fuel Standard (CFS) participants in Quarter 1 (Q1) of 2026.

- This data that businesses submitted to Ecology is part of the required reporting
- Ecology may update this data as we work with participants to correct errors or issues
- A total of 215 businesses reported, including credit aggregators that report for multiple fuel providers
- You can also find this data in Excel format on our Data & Reports EZ view

Quarterly credit and deficit totals

Fuels with a carbon intensity below the yearly standard generate credits. Fuels above the standard generate deficits.

In Q1 of 2026:

- Credits generated: 416,671
- Deficits generated: 631,865

This is the first quarter of reporting where fuels were compared to the new carbon intensity reduction requirements set by the legislature in House Bill (HB) 1409. This bill was passed in 2025 and went into effect January 1, 2026. The updated requirements will create more demand for credits and a stronger incentive to bring clean fuels to Washington.

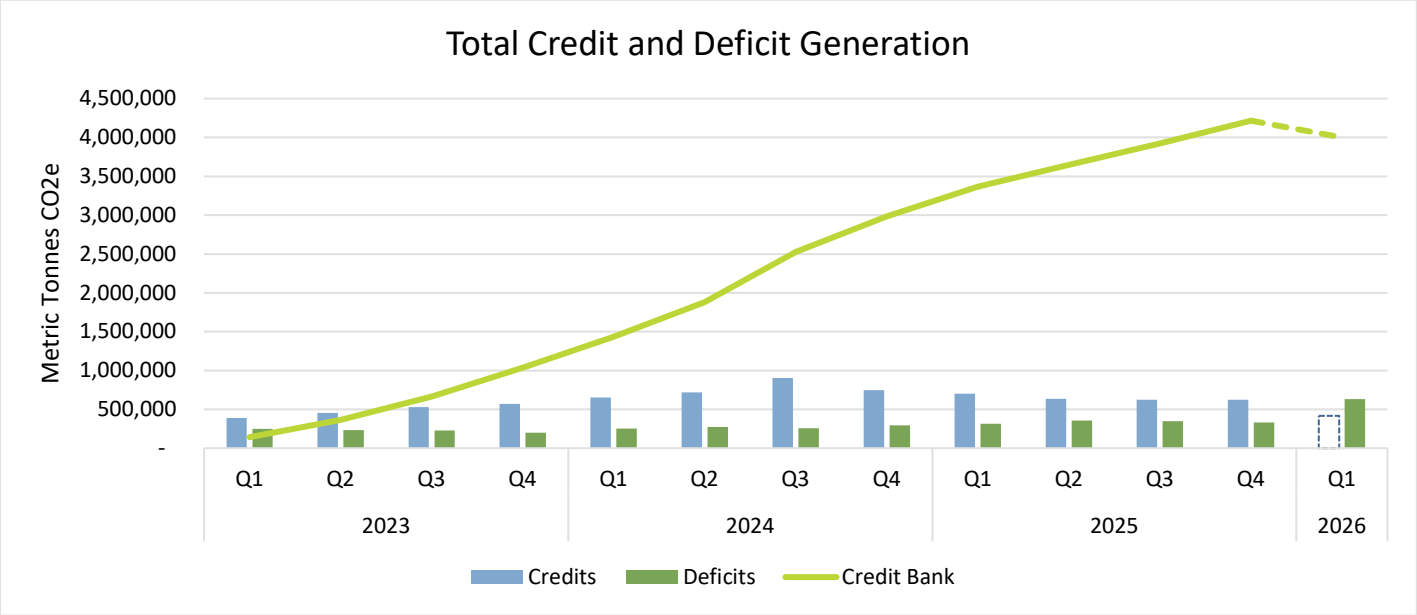

Figure 1 *Total credits and deficits generated by program participants.*

Notes: Credits from Q1 2026 are shown with a dashed line because they do not include credits from non-metered residential EV charging. They will be updated in a future data summary.

Credit generation by fuel type

Credits vary based on how clean the fuel is, and the amount of fuel supplied in Washington.

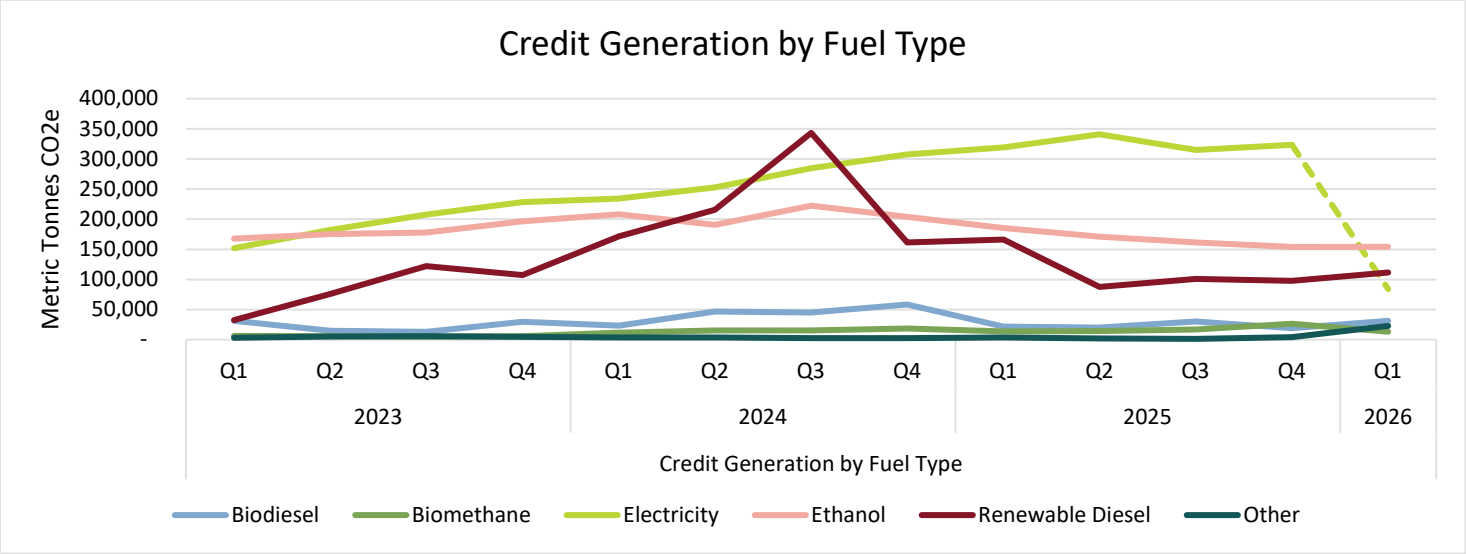

Figure 2 *Breakdown of credit generation by fuel type.*

Notes: Electricity credits from Q1 2026 are shown with a dashed line because they do not include credits from non-metered residential EV charging. They will be updated in a future data summary.

Trends in carbon intensity of liquid fuels

The CFS is intended to incentivize lower carbon intensity fuels over time. Figure 3 shows the average carbon intensity of liquid fuel alternatives from Q1 2023 to Q1 2026.

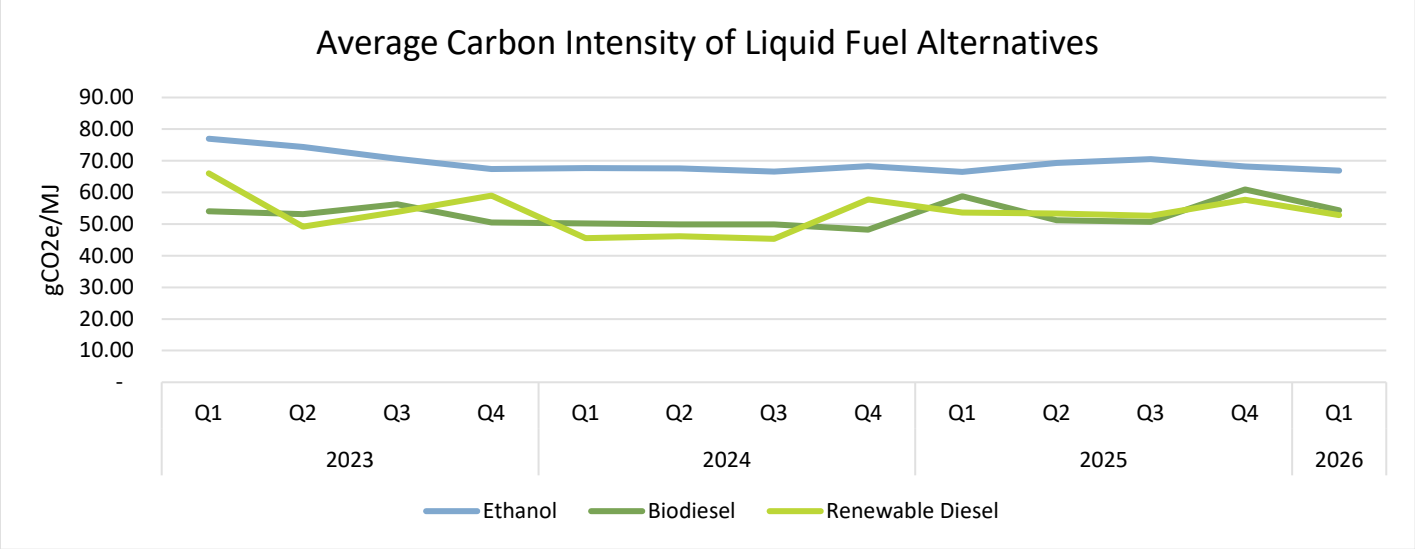

Figure 3: *Volume-weighted average carbon intensity of liquid fuel alternatives, Q1 2023–Q1 2026.*

CFS Team

CFS@ecy.wa.gov

ADA Accessibility To request an ADA accommodation, contact Ecology by phone at 360-407-6800 or email at CFS@ecy.way.gov, or visit https://ecology.wa.gov/accessibility. For Relay Service