

# Metals Concentrations in Rivers and Streams Dropped from the 1994 Section 303(d) List

## Abstract

The state of Washington adopted new Water Quality Standards for dissolved metals in 1992. These changes in standards, combined with the lack of compatible data, resulted in the removal of 48 of the 61 locations considered for listing in the draft 1994 303(d) list. Follow-up low-level metals information collected in May and September of 1994 at these 48 locations showed their removal is supported by in-stream metals concentrations. However, five locations did have metals concentrations that were more than one-third the chronic criteria. These five locations were: Juanita Creek, Fairweather Bay tributary, Little Bear Creek, Fife Ditch, and Salzer Creek. Only one of the five, Fife Ditch, should be considered for continued metals monitoring. This recommendation is based on: (1) the elevated arsenic concentration in May 1994 that was more than one-half the chronic criteria, and (2) the proximity of this location to a potential source.

## Project Description

### Overview

Section 303(d) of the Federal Clean Water Act requires Washington State to develop a list of waterbodies that: (1) do not meet Water Quality Standards, and (2) technology-based controls in place are not sufficient to achieve compliance with Water Quality Standards (Ecology, 1994a). Sixty-one freshwater waterbody segments were considered for listing in the draft 1994 303(d) list based on potential metal problems (see Appendix A). This preliminary list was derived by comparing total recoverable metals information from a variety of sources to water quality criteria for total recoverable metals. With the adoption of new criteria for dissolved metals in 1992, most of the stations initially listed for consideration were removed by default because little data existed on the ambient concentrations of dissolved metals. Of the 61 stations originally listed for consideration for the 1994 303(d) list, only 10 remained (Ecology, 1994b). These 10 stations are shown in Appendix A in bold type. The lack of data on the concentration of dissolved metals at 48 of the 51 remaining stations could have potentially resulted in the removal of stations that do have metal problems. Removal of three of the 51 stations (WA-55-1010, Little Spokane River; WA-54-1020, Spokane River; and WA-CR-1010, lower Columbia River) is warranted based on 1991 or newer data.

*Ecology is an affirmative action employer*

## **Project Objectives**

The specific objective of this project was to collect follow-up low-level ambient metals data from rivers and streams to determine if the removal of 48 waterbodies from the draft 1994 303(d) list was supported by actual in-stream total recoverable and dissolved metals concentrations.

## **Methods**

The complete sampling design, methods, and data quality objectives are described in detail in a separate Quality Assurance Project Plan (Hopkins, 1995). Therefore, only a brief description is included in this document.

### **Sample Collection**

The Ambient Monitoring Section (AMS) collected the minimum data set required for listing, that is, two samples at least 48 hours apart. To be as representative as possible with only two sampling efforts, one high flow month (May) and one low flow month (September) were chosen for sample collection. The first sampling period was from May 5-19, 1994, and the second was from September 1-21, 1994.

Sample sites were located within the water segment listed in the draft 1994 303(d) list (Appendix A). Figures 1, 1a, and 1b show the approximate locations of the rivers and streams sampled as part of this study. All water samples were collected directly in 500 mL Teflon® bottles with the aid of the stainless steel and Teflon® sampler shown in Figure 2. The sampler was lowered from a bridge to the water surface and allowed to orient itself so the bottle was upstream. Once submerged, the sampler automatically opens the bottle approximately 25 cm under the surface of the water. When sampling from a bridge was not practical, the sample was collected directly in the sample bottle by wading into the stream and submerging the stainless steel sampler.

### **Cleaning Procedures**

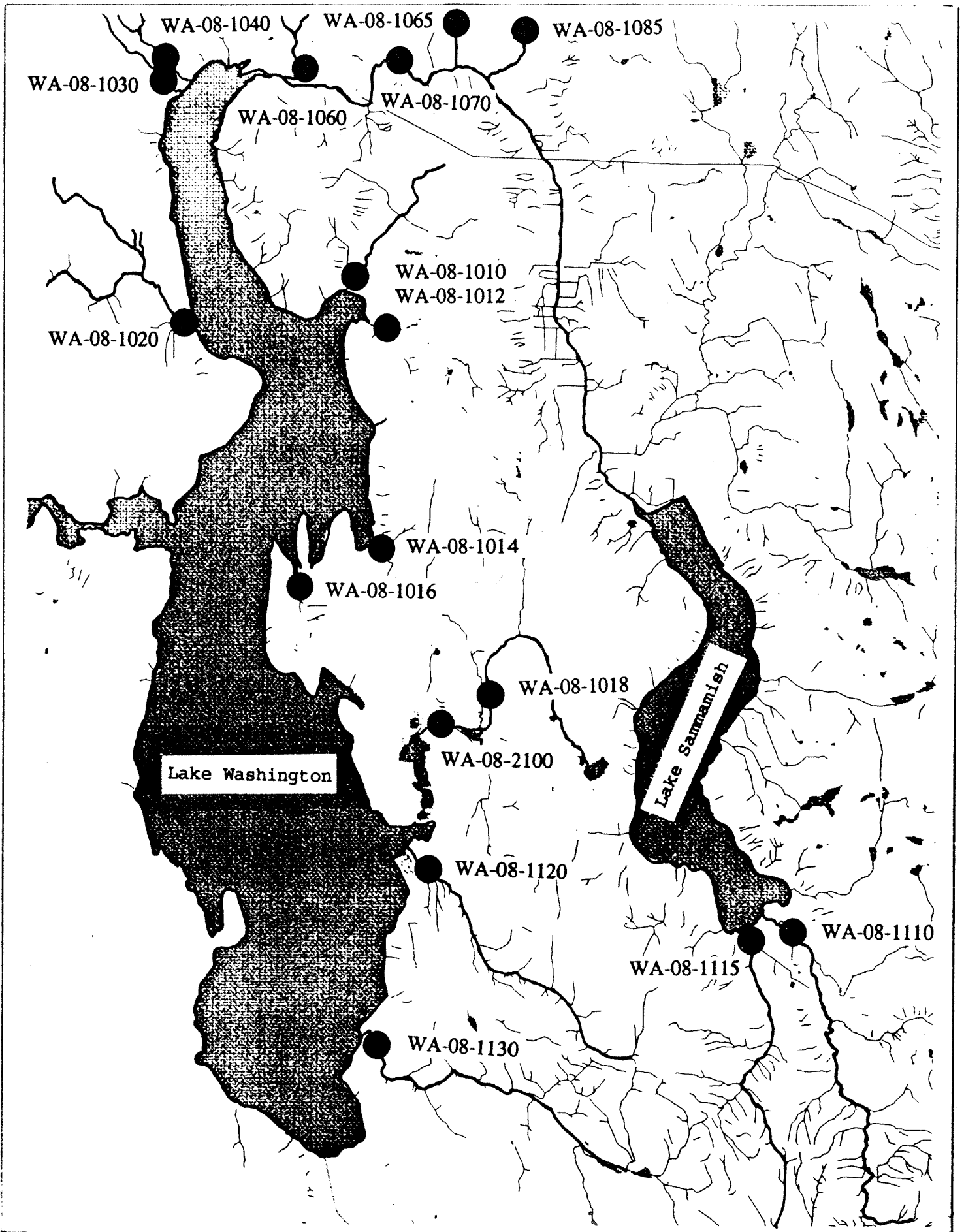
Cleaning procedures for sample bottles and filter units are discussed in the Ambient Metals Quality Assurance Project Plan (Hopkins, 1995).

### **Field Processing**

#### *Dissolved Metals*

Samples for dissolved metals were vacuum-filtered in the field through a disposable 0.45  $\mu\text{m}$  cellulose nitrate filter. The filtered water sample was transferred to a clean Teflon® bottle.





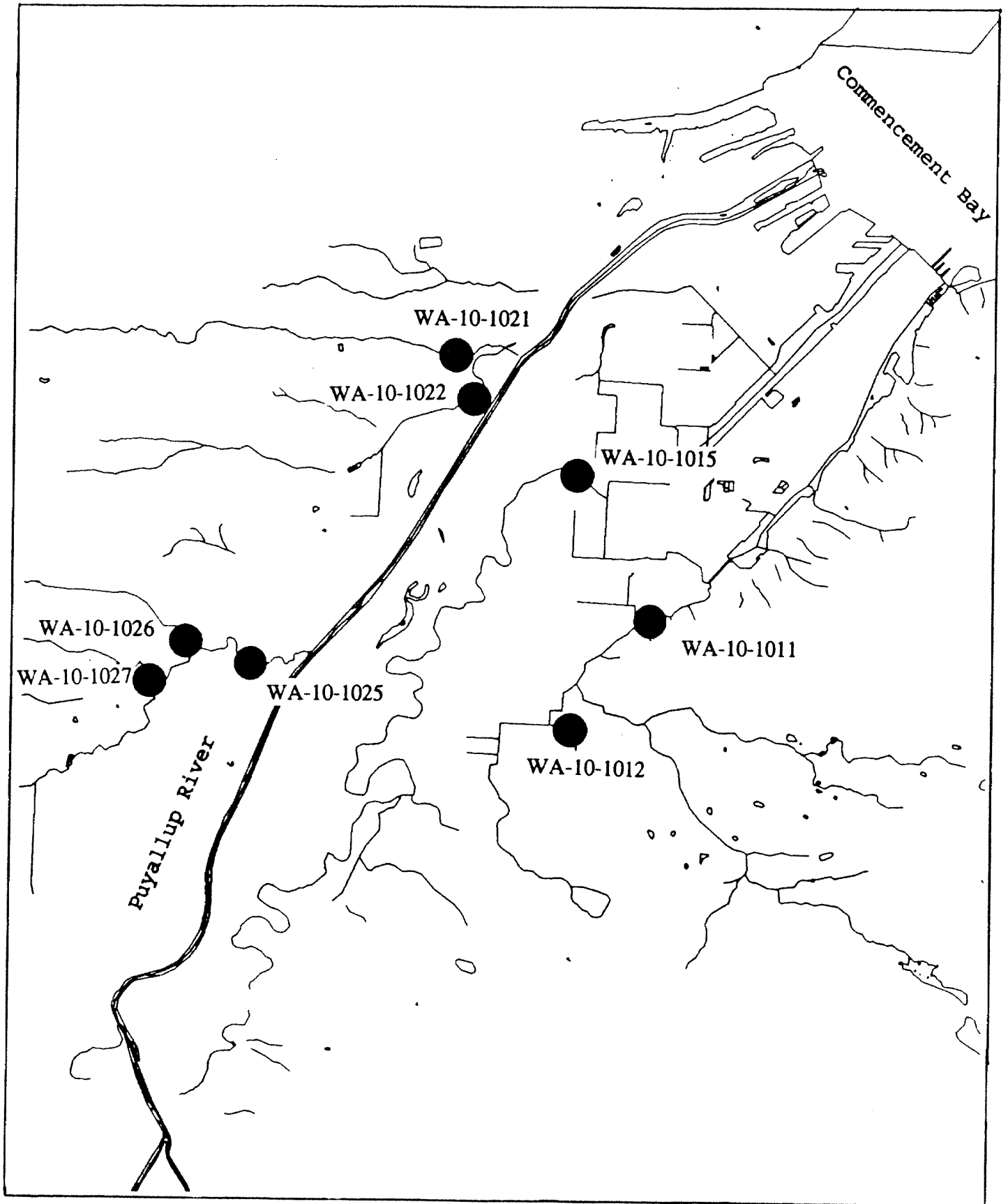


Figure 1b. Inset to Figure 1.

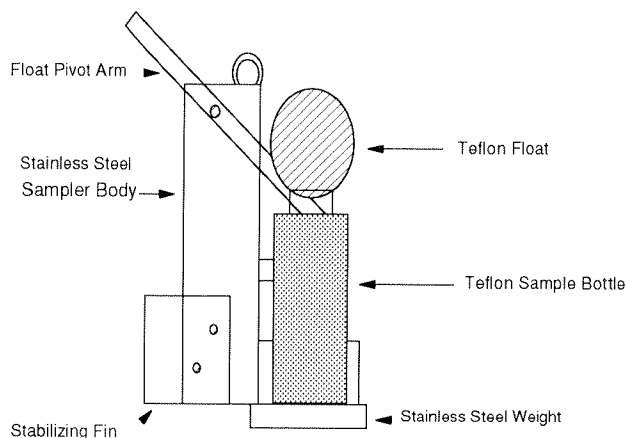


Figure 2. Stainless steel and teflon metals sampler.

A pre-measured volume of acid (5 mL of 1:1 sub-boiled concentrated nitric acid + deionized water) transported in a small Teflon® vial was added (one per sample). Each sample bottle was labeled and placed in a polyethylene bag and iced for transport to the Manchester Environmental Laboratory (MEL).

#### ***Total Recoverable Metals***

Samples for total recoverable metals were acidified (5 mL of 1:1 sub-boiled concentrated nitric Acid + deionized water) by adding a pre-measured volume of acid from a small Teflon® vial (one per sample) directly into the container used to collect the sample. Each sample was labeled and placed in a polyethylene bag and iced for transport to the MEL.

#### **Field Quality Assurance**

Field quality assurance (QA) samples included collection of replicate pairs (sequential samples collected 15 minutes apart) and field splits. Filter and bottle blanks were analyzed during both sampling periods to determine if analytes were present in the sample containers or preservative, and if present at appreciable levels, whether they were a result of sample handling.

#### **Laboratory Analysis**

Water samples were analyzed for the metals listed in Table 1. In addition to the five dissolved metals, total mercury, total recoverable arsenic, and chromium were also added. Although the Water Quality Standard for these last three metals was not revised in 1992 to dissolved, stations listed for these metals were also removed from the 1994 303(d) list.

Table 1. Metals analyzed for the follow up low-level metals study and corresponding detection limits.

| Parameter                    | Detection Limit       |
|------------------------------|-----------------------|
| Nickel (Dissolved)           | 1 $\mu\text{g/L}$     |
| Copper (Dissolved)           | 0.05 $\mu\text{g/L}$  |
| Zinc (Dissolved)             | 1 $\mu\text{g/L}$     |
| Cadmium (Dissolved)          | 0.04 $\mu\text{g/L}$  |
| Lead (Dissolved)             | 0.02 $\mu\text{g/L}$  |
| Mercury (Total)              | 0.001 $\mu\text{g/L}$ |
| Arsenic (Total Recoverable)  | 30 $\mu\text{g/L}$    |
| Chromium (Total Recoverable) | 5 $\mu\text{g/L}$     |

### *Dissolved Metals*

Dissolved metals were analyzed at Ecology's MEL using Inductively Coupled Plasma - Mass Spectrometry (ICP-MS) (a modified version of EPA Method 200.8).

### *Total Recoverable Metals*

Total recoverable metals were analyzed at Ecology's MEL using microwave assisted digestion (EPA Method 202.2) and ICP (a modified version of EPA Method 200.7). Mercury was determined using the Free Bromide Digestion (EPA Method 245.7) and Cold Vapor Atomic Fluorescence (EPA Method 245.1).

### *Ongoing Verification of Method Detection Limit*

Before field collection in May 1994, MEL completed the requirements of Section 10.2.2. Method Detection Limit (MDL) of EPA Method 200.8 (Determination of Trace Elements in Water and Waste by Inductively Coupled Plasma - Mass Spectrometry). The MEL also completed a similar MDL study for follow-up low-level mercury by Cold Vapor Atomic Fluorescence. This MDL study was also repeated in September 1994.

## **Results and Discussion**

### **Assigning QA Codes**

Data from this project were subject to two levels of verification before entry into the final spreadsheet. "Level One" passed the data through a series of checks ranging from holding times to comparing variability between field duplicate results. After passing through the "Level One" filters, quality codes were attached to each datum. These quality codes are as follows:

- 1 = %RSD at or near Chronic Criteria is  $\leq 5\%$
- 2 = %RSD at or near Chronic Criteria is  $\leq 10\%$
- 3 = %RSD at or near Chronic Criteria is  $\leq 20\%$
- 4 = %RSD at a factor of ten above the Chronic Criteria is  $\leq 10\%$
- 5 = %RSD at a factor of ten above the Chronic Criteria is  $\leq 20\%$  or %RSD at or near the Chronic Criteria is  $> 20\%$
- 6 = %RSD at a factor of ten above the Criteria  $> 20\%$
- 7 = Not Assigned
- 8 = Not Assigned
- 9 = Datum is Unusable (holding time not met)

The "Level Two" QA check consisted of a manual review of remaining QA information and if data quality was further compromised by significant field blank contaminations, or field replicates/splits %RSD  $> 20\%$ , then the QA data qualifier code was increased by one for each additional QA problem.

Data with quality codes of 1-3 can be used for all intended purposes. Data with quality codes ranging from 4-6 can be used for most applications, but have limitations. Data with quality codes of 7 and 8 should be used as approximate concentrations only. Data with a data quality code of 9 should not be used. For a comprehensive discussion on assigning QA codes see the Ambient Metals Quality Assurance Project Plan (Hopkins, 1995). Tables 2 and 3 summarize the assigning of QA codes that are attached to the final data set for the May and September sampling.

## Laboratory QA Evaluation

The MEL prepared written reviews of laboratory QA information evaluating the validity and usefulness of all metals data. These reviews discussed sample holding times, instrument calibration, procedural (method) blanks, matrix spikes, and laboratory control sample analyses. The results of these laboratory QA samples, for the most part, fell within the internal guidelines established by MEL. However, the following exceptions were noted: (1) the reporting limit for lead was raised from 0.02 to 0.035  $\mu\text{g/L}$  in September due to instrument drift, and (2) the SLRS-3 Reference Material for September showed a high bias for cadmium and lead (note the certified value for cadmium is below the detection limit) (Kammin, 1994).

### *Precision and Accuracy*

Quarterly MEL Standard Reference Material SLRS-3, NIST 1643c, NIST 1641c, and low level standards results are presented in Table 4. Also included in Table 4 is the percent relative standard deviation (%RSD) based on this information (see Summary of Calculations). All metal results for all reference materials had %RSD  $< 20\%$  except for cadmium, lead, and zinc concentrations on SLRS-3. The %RSD for cadmium was  $> 20\%$ , however, as previously stated in 2 above the certified value for SLRS\_3 was below the detection limit of the analytical method. The %RSD on SLRS-3 for lead was 33 and 30 percent for May and September, respectively. The %RSD on SLRS-3 for zinc in September was 27 percent. The



Table 2. Summary of final QA Codes for the May 1994 metals information.

|                                                  |       | Ni | Cu | Zn | Cd | Pb | Hg | As | Cr |
|--------------------------------------------------|-------|----|----|----|----|----|----|----|----|
| Check Standard nr Chronic                        | < 5%  | 1  | 1  | 1  | 1  | 1  | 1  | NA | NA |
|                                                  | < 10% |    |    |    |    |    |    |    |    |
|                                                  | < 20% |    |    |    |    |    |    |    |    |
| Standard one order of<br>magnitude above Chronic | < 10% |    |    |    |    |    |    |    |    |
|                                                  | < 20% |    |    |    |    |    |    |    |    |
| or check standard nr Chronic                     | > 20% |    |    |    |    |    |    |    |    |
|                                                  | > 20% |    |    |    |    |    |    |    |    |
| Field Blank (bottle)                             |       | 0  | 0  | 0  | 0  | 0  | 0  |    |    |
| Field Replicate/Split                            |       | 0  | 0  | 1  | 1  | 0  | 0  |    |    |
| Reference Material % Bias                        |       | 0  | 0  | 0  | 0  | 1  | 0  |    |    |
| Reference Material %RSD                          |       | 0  | 0  | 0  | 0  | 1  | NA |    |    |
| FINAL QA CODE (see text)                         |       | 1  | 1  | 2  | 2  | 3  | 1  |    |    |

Table 3. Summary of final QA Codes for the September 1994 metals information.

|                                                  |       | Ni | Cu | Zn | Cd | Pb | Hg | As | Cr |
|--------------------------------------------------|-------|----|----|----|----|----|----|----|----|
| Reference Material nr Chronic                    | < 5%  | 1  | 1  | 1  | 1  | 1  | 1  | NA | NA |
|                                                  | < 10% | 1  | 1  | 1  |    | 1  | 1  |    |    |
|                                                  | < 20% |    |    |    |    |    |    |    |    |
| Standard one order of<br>magnitude above Chronic | < 10% |    |    |    |    |    |    |    |    |
|                                                  | < 20% |    |    |    |    |    |    |    |    |
| or Reference material nr Chronic                 | > 20% |    |    |    |    |    |    |    |    |
|                                                  | > 20% |    |    |    |    |    |    |    |    |
| Field Blank (filter)                             |       | 0  | 0  | 0  | 0  | 0  | NA |    |    |
| Field Replicate/Split                            |       | 0  | 0  | 0  | 0  | 0  | 0  |    |    |
| Reference Material % Bias                        |       | 0  | 0  | 0  | 0  | 0  | 0  |    |    |
| Reference Material %RSD                          |       | 0  | 0  | 0  | 0  | 1  | 0  |    |    |
| FINAL QA CODE (see text)                         |       | 2  | 2  | 2  | 1  | 3  | 2  |    |    |

NA = Not Available

Table 4. Reference material results for May and September 1994 metals sampling.

SLRS-3

|           | Ni        | Cu      | Zn       | Cd      | Pb       |
|-----------|-----------|---------|----------|---------|----------|
| 5/94      |           |         |          |         |          |
| Result    | 0.91      | 1.48    | 1.93     | 0.03    | 0.14     |
| Duplicate | 0.79      | 1.31    | 1.1      | 0.03    | 0.07     |
| Actual    | 0.83      | 1.35    | 1.04     | 0.013   | 0.068    |
| % rec R   | 110       | 110     | 186      | 225     | 208      |
| % rec R   | 95        | 97      | 106      | 213     | 103      |
| RPD       | 15.03     | 12.13   | 55       | 5.24    | 67.58    |
| STD       | 0.06      | 0.085   | 0.415    | 0       | 0.035    |
| mean      | 0.85      | 1.395   | 1.515    | 0.03    | 0.105    |
| %RSD      | 7         | 6       | 27       | 0       | 33       |
| %Bias     | 2         | 3       | 46       | 131     | 54       |
| 9/94      |           |         |          |         |          |
| Result    | 0.78779   | 1.37444 | 1.24542  | 0.01796 | 0.1515   |
| Result    | 0.78273   | 1.43342 | 1.14437  | 0.02892 | 0.08139  |
| Result    | 0.72219   | 1.33193 | 1.04025  | 0.01234 | 0.06244  |
| Actual    | 0.83      | 1.35    | 1.04     | 0.013   | 0.068    |
| % rec     | 95        | 102     | 120      | 138     | 223      |
| % rec     | 94        | 106     | 110      | 222     | 120      |
| % rec     | 87        | 99      | 100      | 92      | 91       |
| RPD       |           |         |          |         |          |
| STD       | 0.0298032 | 0.02949 | 0.050525 | 0.00548 | 0.035055 |
| mean      | 0.7642367 | 1.40393 | 1.194895 | 0.02344 | 0.116445 |
| %RSD      | 4         | 2       | 4        | 23      | 30       |
| %Bias     | -8        | 4       | 15       | 80      | 71       |

NIST 1643c

|           | Ni        | Cu        | Zn         | Cd         | Pb          |
|-----------|-----------|-----------|------------|------------|-------------|
| 5/94      |           |           |            |            |             |
| Result    | 55.39     | 19.83     | 72.04      | 12.58      | 34.21       |
| Duplicate | 56.01     | 19.96     | 71.57      | 12.46      | 34.42       |
| Actual    | 60.6      | 22.3      | 73.9       | 12.2       | 35.3        |
| % R       | 91        | 89        | 97         | 103        | 97          |
| % rec R   | 92        | 90        | 97         | 102        | 98          |
| RPD       | 1.12      | 0.66      | 0.65       | 0.94       | 0.61        |
| STD       | 0.31      | 0.065     | 0.235      | 0.06       | 0.105       |
| mean      | 55.7      | 19.895    | 71.805     | 12.52      | 34.315      |
| %RSD      | 1         | 0.3       | 0.3        | 0.5        | 0.3         |
| %Bias     | -8        | -11       | -3         | 3          | -3          |
| 9/94      |           |           |            |            |             |
| Result    | 61.7871   | 22.7467   | 79.8115    | 12.5935    | 36.0949     |
| Duplicate | 58.8418   | 21.9664   | 74.6329    | 11.9389    | 36.2299     |
| Actual    | 60.06     | 22.3      | 73.9       | 12.2       | 35.3        |
| % rec     | 102.87562 | 102.00314 | 107.999323 | 103.22541  | 102.2518414 |
| % R       | 97.971695 | 98.504036 | 100.991746 | 97.8598361 | 102.6342776 |

Table 4. Continued.

NIST 1643c

|       | Ni       | Cu       | Zn      | Cd      | Pb      |
|-------|----------|----------|---------|---------|---------|
| 9/94  |          |          |         |         |         |
| STD   | 1.47265  | 0.39015  | 2.5893  | 0.3273  | 0.0675  |
| mean  | 60.31445 | 22.35655 | 77.2222 | 12.2662 | 36.1624 |
| %RSD  | 2        | 2        | 3       | 3       | 0.2     |
| %Bias | 0.4      | 0.3      | 5       | 0.5     | 2       |

Mercury

|       | NIST 1641 c<br>5/94 | NIST 1641 c<br>7/94 | 3 PPT Standard ug/L<br>9/94 |
|-------|---------------------|---------------------|-----------------------------|
|       | 0.02871             | 0.0298              | 0.003043                    |
|       | 0.02566             | 0.02858             | 0.00272                     |
|       | 0.02871             | 0.0366              | 0.002552                    |
|       | 0.02644             | 0.02905             | 0.00274                     |
|       | 0.02784             | 0.02868             | 0.002896                    |
|       | 0.02665             | 0.02919             | 0.00289                     |
|       | 0.02625             | 0.03126             | 0.003598                    |
|       | 0.02602             | 0.03489             | 0.002823                    |
|       | 0.0286              |                     |                             |
|       | 0.02777             |                     |                             |
|       | 0.02708             |                     |                             |
|       | 0.02656             |                     |                             |
| mean  | 0.0271908           | 0.0310063           | 0.00290775                  |
| STD   | 0.0010498           | 0.0028792           | 0.00029418                  |
| %RSD  | 4                   | 9                   | 10                          |
| %Bias | -8                  | 5                   | -3                          |
| MDL   |                     |                     | 0.00092372                  |

Standard 0.3 ug/L

|         | Ni        | Cu        | Zn         | Cd         | Pb          |
|---------|-----------|-----------|------------|------------|-------------|
| 3/15/94 |           |           |            |            |             |
|         | 0.307809  | 0.28596   | 0.316581   | 0.309309   | 0.304593    |
|         | 0.306326  | 0.278539  | 0.219867   | 0.303042   | 0.29439     |
|         | 0.3388    | 0.350455  | 0.371253   | 0.294619   | 0.321896    |
| STD     | 0.0149711 | 0.0322948 | 0.06259246 | 0.00601866 | 0.011353292 |
| Mean    | 0.317645  | 0.3049847 | 0.302567   | 0.30232333 | 0.306959667 |
| %RSD    | 5         | 11        | 21         | 2          | 4           |
| %Bias   | 6         | 2         | 0.8        | 0.8        | 2           |
| 9/94    |           |           |            |            |             |
|         | 0.2748    | 0.3268    | 0.33172    | 0.30701    | 0.36646     |
|         | 0.26978   | 0.39267   | 0.72885    | 0.29016    | 0.29095     |
|         | 0.2996    | 0.34443   | 0.34534    | 0.28372    | 0.32612     |
|         | 0.23382   | 0.31387   | 0.31542    | 0.30125    | 0.30499     |

Table 4. Continued.

|                  | Ni        | Cu        | Zn         | Cd         | Pb          |
|------------------|-----------|-----------|------------|------------|-------------|
| 9/94             |           |           |            |            |             |
| STD              | 0.0234906 | 0.0298824 | 0.17267435 | 0.0091217  | 0.028491407 |
| Mean             | 0.2695    | 0.3444425 | 0.4303325  | 0.295535   | 0.32213     |
| %RSD             | 9         | 9         | 40         | 3          | 9           |
| %Bias            | -10       | 15        | 43         | -1         | 7           |
| Standard 1 ug/L  |           |           |            |            |             |
|                  | Ni        | Cu        | Zn         | Cd         | Pb          |
| 5/94             |           |           |            |            |             |
|                  | 1.03398   | 1.02278   | 0.991862   | 1.02114    | 1.02758     |
|                  | 0.930681  | 0.917744  | 1.61044    | 1.02005    | 1.0357      |
|                  | 0.977232  | 0.965853  | 0.917124   | 0.998399   | 1.0322      |
|                  | 0.980094  | 1.00306   | 0.936295   | 1.00828    | 1.00755     |
|                  | 0.981369  | 0.980166  | 0.910553   | 0.991019   | 1.00916     |
|                  | 0.97288   | 0.996146  | 0.963012   | 1.01461    | 0.998863    |
| STD              | 0.0300113 | 0.0333992 | 0.24997577 | 0.01108398 | 0.013896797 |
| Mean             | 0.9793727 | 0.9809582 | 1.054881   | 1.00891633 | 1.018508833 |
| %RSD             | 3         | 3         | 24         | 1          | 1           |
| %Bias            | -2        | -2        | 5          | 0.9        | 2           |
| 9/94             |           |           |            |            |             |
|                  | 1.06203   | 1.05627   | 1.06823    | 1.05081    | 1.08684     |
|                  | 0.93652   | 0.95134   | 0.95128    | 0.90372    | 0.95226     |
|                  | 0.93922   | 1.0696    | 0.98152    | 1.03587    | 1.06878     |
|                  | 0.8425    | 0.88793   | 0.86335    | 0.95147    | 0.9515      |
| STD              | 0.0779544 | 0.0752232 | 0.07322142 | 0.06051557 | 0.063288497 |
| Mean             | 0.9450675 | 0.991285  | 0.966095   | 0.9854675  | 1.014845    |
| %RSD             | 8         | 8         | 8          | 6          | 6           |
| %Bias            | -5        | -0.9      | -3         | -1         | 1           |
| Standard 50 ug/L |           |           |            |            |             |
|                  | Ni        | Cu        | Zn         | Cd         | Pb          |
|                  | 50.1672   | 49.7363   | 52.2916    | 48.8259    | 49.6888     |
|                  | 48.952    | 49.4767   | 52.4964    | 48.8       | 49.5468     |
|                  | 47.6311   | 49.3364   | 50.927     | 48.0979    | 49.1015     |
| STD              | 1.0356582 | 0.1656624 | 0.69658632 | 0.3372436  | 0.250194897 |
| Mean             | 48.916767 | 49.516467 | 51.905     | 48.5746    | 49.4457     |
| %RSD             | 2         | 0.3       | 1.3        | 0.7        | 0.5         |
| %Bias            | -2        | -1        | 4          | -3         | -1          |

STD = Standard Deviation

%RSD = Percent Standard Deviation

%R = Percent recovery

%RD = Percent recovery of duplicate

RPD = Relative Percent Difference

lead and zinc results for NIST 1643c for the same dates were < 20% RSD. It should be noted the certified concentration of lead for NIST 1643c of 35.3  $\mu\text{g/L}$  is more than ten times higher than the average chronic criteria calculated in this study. However, the certified concentration of zinc for NIST 1643c of 73.9  $\mu\text{g/L}$  was within the range of chronic criteria encountered within this study. Therefore, the final QA code for zinc in May was not increased by one, while the QA codes for lead were increased by one. Laboratory splits were all < 20% RSD save the September results for lead of 23% which also increased the September QA code for lead by one.

### ***Bias***

Quarterly MEL Standards and Reference Materials were also used to determine the laboratory percent bias (for formulas see Summary of Calculations) which are also presented in Table 4. All metals, except cadmium, zinc, and lead, were within the limit of  $\pm 10\%$  bias. Bias for cadmium and zinc for SLRS-3 was > 10%, however, the same limitation discussed when addressing precision and accuracy apply here. Analysis of SLRS-3 for lead did show a high bias for both months and the QA codes were increased by one.

### ***Blanks***

Laboratory blanks were analyzed at a frequency of two blanks per analytical batch. All laboratory blank results were below the reporting limit and no sample results were compromised.

## **Field QA Evaluation**

### ***Precision***

Replicate pairs, field splits, and %RSD calculations based on this information, are included in Tables 5 and 6 for the May and September sampling, respectively. All %RSD for replicate pair and field splits were < 20% RSD, except for May cadmium (field split) and September lead results (field replicate). Both QA codes for these months were increased by one.

### ***Filter and Bottle Blanks***

Bottle and filter blank results are included in Tables 5 and 6. Contamination was present in only one blank sample. Zinc was detected in the May filter blank. The degree of this zinc contamination was small when the detected concentration of 1.01  $\mu\text{g/L}$  is compared to the detection limit of 1.0  $\mu\text{g/L}$ . The QA code for zinc in May was increased by one based on the filter blank contamination. However, the result was not qualified with a V qualifier code (contamination of bottle), because the extent of contamination was insignificant.

## **Final Data Set**

Data generated to evaluate the removal of stations from the final WY 1994 303(d) list are included in Table 7. Appendix B provides the corresponding Washington Water Quality Standards (WWQS) acute and chronic criteria for the specific location for the individual sampling dates. No violations of WWQS were found during this study, however, five

Table 5. Quality assurance information for May 1994 metals sampling.

|                            | Ni        | Cu       | Zn       | Cd        | Pb       | Hg        | As   | Cr  |
|----------------------------|-----------|----------|----------|-----------|----------|-----------|------|-----|
| Bottle Blanks              | 0.087052  | 0.035839 | 0.022085 | 0.000385  | 0.00102  | 0.001 U   | 30 U | 5 U |
| Filter Blanks              | 0.17918   | 0.04717  | 1.01     | 0.00175   | 0.008069 | NA        | NA   | NA  |
| Field Replicate 1          |           |          |          |           |          |           |      |     |
|                            | Ni        | Cu       | Zn       | Cd        | Pb       | Hg        | As   | Cr  |
| Actual                     | 0.634126  | 1.08     | 2.49     | 0.025269  | 0.118    |           |      |     |
| Replicate                  | 0.670065  | 1.07     | 2.39     | 0.019875  | 0.111    |           |      |     |
| STD                        | 0.0179695 | 0.005    | 0.05     | 0.002697  | 0.0035   |           |      |     |
| mean                       | 0.6520955 | 1.075    | 2.44     | 0.022572  | 0.1145   |           |      |     |
| %RSD                       | 3         | 0.6      | 2        | 12        | 3        |           |      |     |
| Lab Split of Replicate 1   |           |          |          |           |          |           |      |     |
|                            | Ni        | Cu       | Zn       | Cd        | Pb       | Hg        | As   | Cr  |
| Actual                     | 0.670065  | 1.07     | 2.39     | 0.019875  | 0.111    |           |      |     |
| Split                      | 0.691958  | 1.05     | 2.29     | 0.024004  | 0.113    |           |      |     |
| STD                        | 0.0109465 | 0.01     | 0.05     | 0.0020645 | 0.001    |           |      |     |
| mean                       | 0.6810115 | 1.06     | 2.34     | 0.0219395 | 0.112    |           |      |     |
| %RSD                       | 2         | 0.9      | 2        | 9         | 0.9      |           |      |     |
| Field Replicate 2          |           |          |          |           |          |           |      |     |
|                            | Ni        | Cu       | Zn       | Cd        | Pb       | Hg        | As   | Cr  |
| Actual                     | 0.496448  | 0.348    | 2.08     | 0.01408   | 0.01952  | 0.0011 P  | 30 U | 5 U |
| Replicate                  | 0.490536  | 0.358    | 2.15     | 0.012963  | 0.019956 | 0.001 U   | 30 U | 5 U |
| STD                        | 0.002956  | 0.005    | 0.035    | 0.0005585 | 0.000218 | 5E-05     |      |     |
| mean                       | 0.493492  | 0.353    | 2.115    | 0.0135215 | 0.019738 | 0.00105 P |      |     |
| %RSD                       | 0.6       | 1        | 2        | 4         | 1        | 5         |      |     |
| Field Split of Replicate 2 |           |          |          |           |          |           |      |     |
|                            | Ni        | Cu       | Zn       | Cd        | Pb       | Hg        | As   | Cr  |
| Actual                     | 0.544067  | 0.484    | 1.6      | 0.009057  | 0.07     | 0.001 U   | 30 U | 5 U |
| Split                      | 0.462729  | 0.452    | 1.3      | 0.014606  | 0.072    | 0.001 U   | 30 U | 5 U |
| STD                        | 0.040669  | 0.016    | 0.15     | 0.0027745 | 0.001    | 0         |      |     |
| mean                       | 0.503398  | 0.468    | 1.45     | 0.0118315 | 0.071    | 0.001 U   |      |     |
| %RSD                       | 8         | 3        | 10       | 23        | 1        | 0         |      |     |

Table 6. Quality assurance information for September 1994 metals sampling.

|                                | Ni  | Cu     | Zn     | Cd     | Pb       | Hg        | As   | Cr  |
|--------------------------------|-----|--------|--------|--------|----------|-----------|------|-----|
| Bottle Blanks                  | 1 U | 0.05 U | 1 U    | 0.04 U | 0.02 U   | 0.001 U   | 30 U | 5 U |
| Filter Blanks                  | 1 U | 0.05 U | 1 U    | 0.04 U | 0.02 U   | NA        | NA   | NA  |
| Field Replicate 1              |     |        |        |        |          |           |      |     |
|                                | Ni  | Cu     | Zn     | Cd     | Pb       | Hg        | As   | Cr  |
| Actual                         | 1 U | 0.549  | 1 U    | 0.04 U | 0.035 U  | 0.001 U   | 30 U | 5 U |
| Replicate                      | 1 U | 0.559  | 1.1 P  | 0.04 U | 0.02 U   | 0.0012 P  | 30 U | 5 U |
| STD                            | 0   | 0.005  | 0.05   | 0      | 0.0075   | 0.0001 P  | 0    | 0   |
| mean                           | 1 U | 0.554  | 1.05 P | 0.04 U | 0.0275 U | 0.0011    | 30   | 5 U |
| %RSD                           | 0   | 0.9    | 5      | 0      | 27       | 9         |      |     |
| Lab Split of Field Replicate 1 |     |        |        |        |          |           |      |     |
|                                | Ni  | Cu     | Zn     | Cd     | Pb       | Hg        | As   | Cr  |
| Actual                         | 1 U | 0.549  | 1 U    | 0.04 U | 0.035 U  | 0.001 U   | 30 U | 5 U |
| Split                          | 1 U | 0.53   | 1.2 P  | 0.04 U | 0.02 U   | 0.001 P   | 30 U | 5 U |
| STD                            | 0   | 0.0095 | 0.1    | 0      | 0.0075   | 0         |      |     |
| mean                           | 1 U | 0.5395 | 1.1 P  | 0.04 U | 0.0275 U | 0.001 P   |      |     |
| %RSD                           | 0   | 2      | 9      | 0      | 27       | 0         |      |     |
| Field Replicate 2              |     |        |        |        |          |           |      |     |
|                                | Ni  | Cu     | Zn     | Cd     | Pb       | Hg        | As   | Cr  |
| Actual                         | 1 U | 1      | 1 P    | 0.04 U | 0.066 P  | 0.0018 P  | 30 U | 5 U |
| Replicate                      | 1 U | 1.03   | 1.4 P  | 0.04 U | 0.021 P  | 0.0015 P  | 30 U | 5 U |
| STD                            | 0   | 0.015  | 0.2    | 0      | 0.0225   | 0.00015   |      |     |
| mean                           | 1 U | 1.015  | 1.2 P  | 0.04   | 0.0435 P | 0.00165 P |      |     |
| %RSD                           | 0   | 1      | 17     | 0      | 52       | 9         |      |     |
| Laboratory Duplicate           |     |        |        |        |          |           |      |     |
|                                | Ni  | Cu     | Zn     | Cd     | Pb       | Hg        | As   | Cr  |
| Actual                         | 1 U | 1      | 1 P    | 0.04 U | 0.066 P  | 0.001 U   | 30 U | 5 U |
| Split                          | 1 U | 1.08   | 1.5 P  | 0.04 U | 0.03 P   | 0.001 U   | 30 U | 5 U |
| STD                            | 0   | 0.04   | 0.25   | 0      | 0.018    | 0         |      |     |
| mean                           | 1 U | 1.04   | 1.25 P | 0.04   | 0.048 P  | 0.001 U   |      |     |
| %RSD                           | 0   | 4      | 20     | 0      | 38       | 0         |      |     |

Table 7. Metals concentrations (ug/L) at locations removed from the 1994 303(d) list based on the adoption of the 1992 dissolved metals criteria

| Waterbody # | Date    | Name                 | Nickel  | Copper    | Zinc      | Cadmium    | Lead      | Mercury      | Arsenic | Chromium | Hardness |
|-------------|---------|----------------------|---------|-----------|-----------|------------|-----------|--------------|---------|----------|----------|
| WA-01-1010  | 5/17/94 | Nooksack R           | 1.42    | 1 P 1     | 1 U 2     | 0.04 U 2   | 0.02 U 3  | 0.001 U 1    | 30 U    | 5 U      | 36.3     |
|             | 9/20/94 |                      | 1 P 2   | 0.34 P 2  | 1 U 3     | 0.04 U 2   | 0.02 U 6  | 0.0027 P 2   | 30 U    | 5 U      | 47       |
| WA-01-1101  | 5/17/94 | Silver Ck            | 2.4     | 1 0.56    | 2 2.06    | 2 0.04 U 2 | 0.02 U 3  | 0.0011 P 1   | 30 U    | 5 U      | 146      |
|             | 9/20/94 |                      | 1.9 P 2 | 0.38 P 2  | 2.5 P 3   | 0.04 U 2   | 0.048 P 6 | 0.0026 P 2   | 30 U    | 5 U      | 147      |
| WA-07-1020  | 5/17/94 | Snohomish R          | 1 U 1   | 0.446 P 1 | 2.21      | 2 0.04 U 2 | 0.039 P 3 | 0.001 U 1    | 30 U    | 5 U      | 14.8 J   |
|             | 9/20/94 |                      | 1 U 2   | 0.5 P 2   | 1 U 3     | 0.04 U 2   | 0.024 P 6 | 0.0011 P 2   | 30 U    | 5 U      | 17.8     |
| WA-07-1050  | 5/17/94 | Snohomish            | 1 U 1   | 0.4 P 1   | 1 U 2     | 0.04 U 2   | 0.025 P 3 | 0.001 U 1    | 30 U    | 5 U      | 13.7     |
|             | 9/20/94 |                      | 1 U 2   | 0.517     | 2 1 U 3   | 0.04 U 2   | 0.02 U 6  | 0.0012 P 2   | 30 U    | 5 U      | 17.8     |
| WA-08-1010  | 5/12/94 | Juanita Ck           | 1.18    | 1 0.707   | 2 2.73    | 2 0.04 U 2 | 0.07 P 3  | 0.0015 P 1   | 30 U    | 5 U      | 95.2     |
|             | 9/6/94  |                      | 1 U 2   | 0.842     | 2 2.4 P 3 | 0.04 U 2   | 0.71 P 6  | 0.0011 P 2   | 30 U    | 5 U      | 89.8     |
| WA-08-1012  | 5/12/94 | Forbes Ck            | 1.16    | 1 1.08    | 2 2.81    | 2 0.04 U 2 | 0.108 P 3 | 0.0016 P 1   | 30 U    | 5 U      | 104      |
|             | 9/6/94  |                      | 1 U 2   | 1.34      | 2 2.1 P 3 | 0.04 U 2   | 0.079 P 6 | 0.001 U 2    | 30 U    | 5 U      | 106      |
| WA-08-1014  | 5/12/94 | Yarrow Bay Trib      | 1.22    | 1 1.13    | 2 9.32    | 2 0.04 U 2 | 0.265     | 3 0.002 P 1  | 30 U    | 5 U      | 107      |
|             | 9/6/94  |                      | 1 U 2   | 0.87      | 2 6.1 P 3 | 0.04 U 2   | 0.1 P 6   | 0.001 U 2    | 30 U    | 5 U      | 105      |
| WA-08-1016  | 5/12/94 | Fairweather Bay Trib | 1.88    | 1 2.61    | 2 4.02    | 2 0.04 U 2 | 0.28      | 3 0.0031 P 1 | 30 U    | 5 U      | 122      |
|             | 9/6/94  |                      | 1.3 P 2 | 4.41      | 2 2.4 P 3 | 0.04 U 2   | 0.31 P 6  | 0.0069 P 2   | 30 U    | 5 U      | 126      |
| WA-08-1018  | 5/12/94 | Kensey Ck            | 1.02    | 1 1.28    | 2 5.13    | 2 0.04 U 2 | 0.201     | 3 0.0022 P 1 | 30 U    | 5 U      | 86.7     |
|             | 9/6/94  |                      | 1 U 2   | 0.734     | 2 2.5 P 3 | 0.04 U 2   | 0.099 P 6 | 0.0015 P 2   | 30 U    | 5 U      | 81.8     |
| WA-08-1020  | 5/12/94 | Thorton Ck           | 1.24    | 1 0.939   | 2 3.96    | 2 0.04 U 2 | 0.264     | 3 0.0016 P 1 | 30 U    | 5 U      | 112      |
|             | 9/6/94  |                      | 1.1 P 2 | 1.06      | 2 4.3 P 3 | 0.04 U 2   | 0.27 P 6  | 0.0013 P 2   | 30 U    | 5 U      | 106      |
| WA-08-1030  | 5/12/94 | Mcalear Ck           | 1.28    | 1 1.29    | 2 3.73    | 2 0.04 U 2 | 0.346     | 3 0.0037 P 1 | 30 U    | 5 U      | 79.2     |
|             | 9/6/94  |                      | 1 U 2   | 0.41 P 2  | 2.5 P 3   | 0.04 U 2   | 0.074 P 6 | 0.0019 P 2   | 30 U    | 5 U      | 107      |
| WA-08-1040  | 5/12/94 | Lyon Ck              | 1.06    | 1 0.702   | 2 2.64    | 2 0.04 U 2 | 0.118 P 3 | 0.0013 P 1   | 30 U    | 5 U      | 110      |
|             | 9/6/94  |                      | 1 U 2   | 0.754     | 2 2.4 P 3 | 0.04 U 2   | 0.069 P 6 | 0.001 U 2    | 30 U    | 5 U      | 106      |



Table 7. Continued.

| Waterbody # | Date               | Name           | Nickel          | Copper                | Zinc                | Cadmium               | Lead                   | Mercury                  | Arsenic      | Chromium   | Hardness     |
|-------------|--------------------|----------------|-----------------|-----------------------|---------------------|-----------------------|------------------------|--------------------------|--------------|------------|--------------|
| WA-08-1060  | 5/12/94<br>9/6/94  | Swamp Ck       | 1.3<br>1 U 2    | 0.733<br>0.712 2      | 2.61<br>1.5 P 3     | 0.04 U 2<br>0.04 U 2  | 0.127 P 3<br>0.092 P 6 | 0.0023 P 1<br>0.001 U 2  | 30 U<br>30 U | 5 U<br>5 U | 87.2<br>85.8 |
| WA-08-1065  | 5/12/94<br>9/6/94  | North Ck       | 1.06<br>1 U 2   | 0.543<br>0.586 2      | 1.63 P 2<br>1.1 P 3 | 0.04 U 2<br>0.04 U 2  | 0.097 P 3<br>0.061 P 6 | 0.0029 P 1<br>0.0012 P 2 | 30 U<br>30 U | 5 U<br>5 U | 76.7<br>77.7 |
| WA-08-1070  | 5/16/94<br>9/19/94 | Sammamish R    | 1.1<br>1 U 2    | 0.678<br>0.539 2      | 2.02<br>1.5 P 3     | 0.04 U 2<br>0.04 U 2  | 0.09 P 3<br>0.045 P 6  | 0.001 U 1<br>0.0016 P 2  | 30 U<br>30 U | 5 U<br>5 U | 59.5<br>74.4 |
| WA-08-1085  | 5/12/94<br>9/6/94  | Little Bear Ck | 1 U 1<br>1 U 2  | 0.538<br>0.49 P 2     | 2.87<br>3.5 P 3     | 0.247 P 2<br>0.16 P 2 | 0.136 P 3<br>0.1 P 6   | 0.0026 P 1<br>0.0018 P 2 | 30 U<br>30 U | 5 U<br>5 U | 60.1<br>63.2 |
| WA-08-1110  | 5/16/94<br>9/19/94 | Issaquah Ck    | 1 U 1<br>1 U 2  | 0.515<br>0.789 2      | 1.48 P 2<br>2.7 P 3 | 0.04 U 2<br>0.04 U 2  | 0.075 P 3<br>0.096 P 6 | 0.001 U 1<br>0.0016 P 2  | 30 U<br>30 U | 5 U<br>5 U | 46.9<br>59.8 |
| WA-08-1115  | 5/12/93<br>9/6/94  | Tibbetts Ck    | 1.06<br>1 U 2   | 0.664<br>0.605 2      | 1.72 P 2<br>1.2 P 3 | 0.04 U 2<br>0.04 U 2  | 0.041 P 3<br>0.034 U 6 | 0.0014 P 1<br>0.0014 P 2 | 30 U<br>30 U | 5 U<br>5 U | 121<br>179   |
| WA-08-1120  | 5/12/93<br>9/6/94  | Coal Ck        | 1.67<br>1.4 P 2 | 0.751<br>0.652 2      | 1.2 P 2<br>1 P 3    | 0.04 U 2<br>0.04 U 2  | 0.03 P 3<br>0.035 U 6  | 0.0012 P 1<br>0.0025 P 2 | 30 U<br>30 U | 5 U<br>5 U | 189<br>222   |
| WA-08-1130  | 5/12/93<br>9/6/94  | May Ck         | 1 U 1<br>1 U 2  | 0.95<br>0.535 2       | 2.01<br>1.1 P 3     | 0.04 U 2<br>0.04 U 2  | 0.11 P 3<br>0.053 P 6  | 0.0021 P 1<br>0.0015 P 2 | 30 U<br>30 U | 5 U<br>5 U | 71.1<br>81.2 |
| WA-08-1143  | 5/16/94<br>9/19/94 | Cedar R        | 1 U 1<br>1 U 2  | 0.273 P 1<br>0.17 P 2 | 1.15 P 2<br>1 P 3   | 0.04 U 2<br>0.04 U 2  | 0.054 P 3<br>0.02 U 6  | 0.001 U 1<br>0.001 U 2   | 30 U<br>30 U | 5 U<br>5 U | 31<br>37.9   |
| WA-08-1145  | 5/16/94<br>9/19/94 | Cedar R        | 1 U 1<br>1 U 2  | 0.19<br>0.13 P 2      | 1 U 2<br>1 U 3      | 0.04 U 2<br>0.04 U 2  | 0.022 P 3<br>0.02 U 6  | 0.001 U 1<br>0.001 U 2   | 30 U<br>30 U | 5 U<br>5 U | 30.4<br>35.4 |
| WA-08-2100  | 5/12/94<br>9/6/94  | Mercer Slough  | 1.1<br>1 U 2    | 2.77<br>1.48 2        | 4.64<br>2.6 P 3     | 0.04 U 2<br>0.04 U 2  | 0.316<br>0.12 P 6      | 0.0025 P 1<br>0.0016 P 2 | 30 U<br>30 U | 5 U<br>5 U | 99.7<br>93.8 |
| WA-09-1022  | 5/13/94<br>9/7/94  | Hill (Mill) Ck | 1.12<br>1 U 2   | 0.765<br>1 2          | 1.77 P 2<br>1 P 3   | 0.04 U 2<br>0.04 U 2  | 0.036 P 3<br>0.066 P 6 | 0.0013 P 1<br>0.0018 P 2 | 30 U<br>30 U | 5 U<br>5 U | 115<br>87.7  |
| WA-09-1026  | 5/18/94<br>9/21/94 | Soos Ck        | 1 U 1<br>1 U 2  | 0.484 P 1<br>0.28 P 2 | 1.6 P 2<br>1 U 3    | 0.04 U 2<br>0.04 U 2  | 0.07 P 3<br>0.02 U 6   | 0.001 U 1<br>0.0012 P 2  | 30 U<br>30 U | 5 U<br>5 U | 52.5<br>55.9 |

Table 7. Continued.

| Waterbody # | Date               | Name        | Nickel          | Copper                | Zinc                | Cadmium              | Lead                   | Mercury                  | Arsenic       | Chromium   | Hardness      |
|-------------|--------------------|-------------|-----------------|-----------------------|---------------------|----------------------|------------------------|--------------------------|---------------|------------|---------------|
| WA-09-1028  | 5/13/94<br>9/7/94  | Newaukum Ck | 1 U 1<br>1 U 2  | 0.628 1<br>0.48 P 2   | 1 U 2<br>1 U 3      | 0.04 U 2<br>0.04 U 2 | 0.022 P 3<br>0.035 U 6 | 0.0014 P 1<br>0.0018 P 2 | 30 U<br>30 U  | 5 U<br>5 U | 59.3<br>63.5  |
| WA-09-1030  | 5/16/94<br>9/19/94 | Green R     | 1 U 1<br>1 U 2  | 0.19 P 1<br>0.21 P 2  | 1 U 2<br>1 U 3      | 0.04 U 2<br>0.04 U 2 | 0.02 P 3<br>0.02 U 6   | 0.001 U 1<br>0.0015 P 2  | 30 U<br>30 U  | 5 U<br>5 U | 18.3<br>22.8  |
| WA-10-1011  | 5/13/94<br>9/7/94  | Hylebos Ck  | 1.15 1<br>1 U 2 | 0.466 P 1<br>0.48 P 2 | 1.24 P 2<br>1 U 3   | 0.04 U 2<br>0.04 U 2 | 0.059 P 3<br>0.17 P 6  | 0.0019 P 1<br>0.0015 P 2 | 30 U<br>30 U  | 5 U<br>5 U | 116<br>137    |
| WA-10-1012  | 5/13/94<br>9/7/94  | Fife Ditch  | 2 1<br>1 U 2    | 1.07 1<br>0.669 2     | 3.59 2<br>1.5 P 3   | 0.04 P 2<br>0.04 U 2 | 0.146 P 3<br>0.035 U 6 | 0.0064 P 1<br>0.0056 P 2 | 110 P<br>69 P | 5 U<br>5 U | 135 J<br>99.3 |
| WA-10-1015  | 5/13/94<br>9/7/94  | Wapato Ck   | 1 U 1<br>1 U 2  | 0.353 P 1<br>0.501 2  | 1.19 P 2<br>1 U 3   | 0.04 U 2<br>0.04 U 2 | 0.026 P 3<br>0.038 P 6 | 0.001 U 1<br>0.0014 P 2  | 30 U<br>30 U  | 5 U<br>5 U | 87.4<br>91.2  |
| WA-10-1021  | 5/13/94<br>9/7/94  | Clear Ck    | 1 U 1<br>1 U 2  | 0.348 P 1<br>0.33 P 2 | 2.08 2<br>1 U 3     | 0.04 U 2<br>0.04 U 2 | 0.02 U 3<br>0.035 U 6  | 0.0011 P 1<br>0.0012 P 2 | 30 U<br>30 U  | 5 U<br>5 U | 79.9<br>81.7  |
| WA-10-1022  | 5/13/94<br>9/7/94  | Swan Ck     | 1 U 1<br>1 U 2  | 0.449 P 1<br>0.3 P 2  | 1.46 P 2<br>1 U 3   | 0.04 U 2<br>0.04 U 2 | 0.031 P 3<br>0.035 U 6 | 0.001 U 1<br>0.0015 P 2  | 30 U<br>30 U  | 5 U<br>5 U | 68.3<br>72.6  |
| WA-10-1025  | 5/13/94<br>9/7/94  | Clarks Ck   | 1 U 1<br>1 U 2  | 0.24 P 1<br>0.19 P 2  | 1.66 P 2<br>1.1 P 3 | 0.04 U 2<br>0.04 U 2 | 0.041 P 3<br>0.18 P 6  | 0.001 U 1<br>0.0016 P 2  | 30 U<br>30 U  | 5 U<br>5 U | 81.4<br>83.7  |
| WA-10-1026  | 5/13/94<br>9/7/94  | Unnamed Ck  | 1 U 1<br>1 U 2  | 0.18 P 1<br>0.818 2   | 2.22 2<br>4.5 P 3   | 0.04 U 2<br>0.04 U 2 | 0.02 U 3<br>0.064 P 6  | 0.0032 P 1<br>0.0018 P 2 | 30 U<br>30 U  | 5 U<br>5 U | 61.3<br>68.6  |
| WA-10-1027  | 5/13/94<br>9/7/94  | Diru Ck     | 1 U 1<br>1 U 2  | 0.367 P 1<br>0.37 P 2 | 1 U 2<br>1 U 3      | 0.04 U 2<br>0.04 U 2 | 0.023 P 3<br>0.02 U 6  | 0.001 U 1<br>0.0025 P 2  | 30 U<br>30 U  | 5 U<br>5 U | 87.1<br>92.2  |
| WA-11-1010  | 5/6/94<br>9/2/94   | Nisqually R | 1 U 1<br>1 U 2  | 0.735 1<br>0.549 2    | 1.46 P 2<br>1 U 3   | 0.04 U 2<br>0.04 U 2 | 0.026 P 3<br>0.035 U 6 | 0.0011 P 1<br>0.001 U 2  | 30 U<br>30 U  | 5 U<br>5 U | 25.1<br>26.7  |
| WA-13-1010  | 5/6/94<br>9/2/94   | Deschutes R | 1 U 1<br>1 U 2  | 0.415 P 1<br>0.42 P 2 | 0.89 P 2<br>1.1 P 3 | 0.04 U 2<br>0.04 U 2 | 0.02 U 3<br>0.052 P 6  | 0.001 U 1<br>0.001 U 2   | 30 U<br>30 U  | 5 U<br>5 U | 41.5<br>50.4  |

Table 7. Continued.

| Waterbody # | Date    | Name            | Nickel  | Copper    | Zinc     | Cadmium  | Lead      | Mercury    | Arsenic | Chromium | Hardness |
|-------------|---------|-----------------|---------|-----------|----------|----------|-----------|------------|---------|----------|----------|
| WA-15-5000  | 5/13/94 | Clear Ck        | 1 U 1   | 0.252 P 1 | 2.18 2   | 0.04 U 2 | 0.034 P 3 | 0.0011 P 1 | 30 U    | 5 U      | 74.9     |
|             | 9/7/94  |                 | 1 U 2   | 0.21 P 2  | 1.7 P 3  | 0.04 U 2 | 0.02 U 6  | 0.0013 P 2 | 30 U    | 5 U      | 72.6     |
| WA-23-1023  | 5/6/94  | Salzer Ck       | 1.53 1  | 1.05 1    | 4.26 2   | 0.04 U 2 | 0.094 P 3 | 0.0012 P 1 | 30 U    | 5 U      | 52.1     |
|             | 9/2/94  |                 | 1.2 P 2 | 2.6 2     | 10.7 3   | 0.04 U 2 | 0.355 6   | 0.0012 P 2 | 30 U    | 5 U      | 56.3 E   |
| WA-28-1023  | 5/6/94  | Cougar Ck       | 1 U 1   | 0.625 1   | 2.05 2   | 0.04 U 2 | 0.229 3   | 0.001 U 1  | 30 U    | 5 U      | 101      |
|             | 9/2/94  |                 | 1 U 2   | 0.38 P 2  | 1.3 P 3  | 0.04 U 2 | 0.039 P 6 | 0.001 U 2  | 30 U    | 5 U      | 99.7     |
| WA-28-1040  | 5/6/94  | Burnt Bridge Ck | 1 U 1   | 1.08 1    | 2.49 2   | 0.04 U 2 | 0.118 P 3 | 0.0015 P 1 | 30 U    | 5 U      | 85.4     |
|             | 9/2/94  |                 | 1 U 2   | 0.697 2   | 1.7 P 3  | 0.04 U 2 | 0.15 P 6  | 0.0017 P 2 | 30 U    | 5 U      | 98.2     |
| WA-34-1010  | 5/5/94  | Palouse R       | 1.14 1  | 1.61 1    | 1.72 P 2 | 0.04 U 2 | 0.074 P 3 | 0.0017 P 1 | 30 U    | 5 U      | 89.2     |
|             | 9/1/94  |                 | 1.3 P 2 | 1.68 2    | 1.6 P 3  | 0.04 U 2 | 0.077 P 6 | 0.001 U 2  | 30 U    | 5 U      | 142      |
| WA-37-1030  | 5/5/94  | Suffer Ck       | 1.13 1  | 1.03 1    | 1.88 P 2 | 0.04 U 2 | 0.52 P 3  | 0.006 P 1  | 30 U    | 5 U      | 148      |
|             | 9/1/94  |                 | 1 U 2   | 1.18 2    | 2.5 P 3  | 0.04 U 2 | 0.3 P 6   | 0.0017 P 2 | 30 U    | 5 U      | 142      |
| WA-39-1037  | 5/5/94  | Crystal Ck      | 1 U 1   | 1         | 2        |          | 3         | 0.0018 P 1 | 30 U    | 5 U      | 78.9     |
|             | 9/1/94  |                 | 1 U 2   | 0.5 P 2   | 1 U 3    | 0.04 U 2 | 0.054 P 6 | 0.001 U 2  | 30 U    | 5 U      | 41.5     |
| WA-CR-1030  | 5/5/94  | Columbia R      | 1 U 1   | 1.13 1    | 1.48 P 2 | 0.04 U 2 | 0.023 P 3 | 0.001 U 1  | 30 U    | 5 U      | 72.3     |
|             | 9/1/94  |                 | 1 U 2   | 1.19 2    | 1.7 P 3  | 0.04 U   | 0.07 P 6  | 0.001 U 2  | 30 U    | 5 U      | 61.3     |

U = Undetected at this concentration.

P = Concentration above detection limit but below quantitation limit.

6 = Concentration more than one-third the chronic criteria listed in Table 8.

locations did have metals concentrations that were more than one-third the chronic criteria and they are listed in Table 8. Only one of the five locations, WA-10-1012 Fife Ditch, should be considered for continued monitoring. This sample location was a ditch approximately 300 meters from a documented source of arsenic, the B and L Woodwaste Landfill (Norton, 1983). The May arsenic concentration of 110  $\mu\text{g}/\text{L}$  was more than one-half the WWQS Chronic Criteria of 190  $\mu\text{g}/\text{L}$ . The elevated arsenic level combined with the proximity to a documented potential source of arsenic, may suggest a continuing problem that should be monitored. The remaining four locations do not warrant continued monitoring without additional information concerning potential sources in the watershed.

## **Summary and Recommendations**

This project was successful despite the fact that only a few of the locations tested showed even moderate metal concentrations, and only one location should be considered for possible follow-up investigation. The low-level metals sampling methods and analytical procedures developed for this project have enhanced Ecology's capability of quantifying low concentrations of dissolved metals against which to compare to WWQS chronic criteria.

Without the capability, and without a comprehensive monitoring program, Ecology's Statewide Water Quality Assessment Section 305(b) report and Section 303(d) list to the Environmental Protection Agency (EPA) must rely on information solicited from various sources with varying degrees of quality. The weakness of this type of metals data set is magnified by the limitations of the analytical methods used for metals determination. The evaluation of such data during the 1994 305(b) process would have resulted in locations being included in the 1994 303(d) list in error. This incorrect listing was avoided, not based on an assessment of the quality of the data or subsequent follow up investigations, but due to lack of data to compare to the new WWQS for dissolved metal concentrations. Hopefully, situations like these can be avoided in the future with the transition by Ecology to a basin approach to water quality management. If this approach is implemented, as designed, Ecology would have the opportunity to direct monitoring activities to confirm or rebut data of uncertain quality prior to locations being listed on the 303(d) list. If Ecology plans to continue using water quality information from numerous sources to evaluate conditions in Washington State and wants to avoid incorrect inclusion of waterbodies on the 303(d) list, it should: 1) insist all data sets have a minimum level of QA information, 2) evaluate the QA information to determine the data sets usefulness, 3) direct Ecology's basin monitoring activities to confirm or rebut questionable data before waterbodies are included on the 303(d) list.

Table 8. Locations with metals concentrations (ug/L) at least one-third the Chronic Criteria.

| Sample Location           | Date    | Chromium Criteria | Chronic Criteria | Copper Criteria | Chronic Criteria | Lead Criteria | Chronic Criteria | Nickel Criteria | Chronic Criteria | Cadmium Criteria | Chronic Criteria | Arsenic Criteria | Chronic Criteria | Mercury Criteria | Chronic Criteria |     |         |       |
|---------------------------|---------|-------------------|------------------|-----------------|------------------|---------------|------------------|-----------------|------------------|------------------|------------------|------------------|------------------|------------------|------------------|-----|---------|-------|
| Juanita Creek             | 9/6/94  | 5U                | 189.5            | 0.84            | 9.3              | 0.71P         | 1.9              | 2.4P            | 2.4P             | 86.21            | 0.04U            | 0.9              | 1U               | 136.8            | 30U              | 190 | 0.0011P | 0.012 |
| Fairweather Bay Tributary | 9/6/94  | 5U                | 250.1            | 4.41            | 12.4             | 0.31P         | 2.9              | 2.4P            | 2.4P             | 114.9            | 0.04U            | 1.2              | 1.3P             | 182.1            | 30U              | 190 | 0.0069P | 0.012 |
| Little Bear Creek         | 5/12/94 | 5U                | 136.4            | 0.538           | 6.6              | 0.136         | 1.1              | 2.87            | 2.87             | 61.4             | 0.247P           | 0.66             | 1U               | 97.4             | 30U              | 190 | 0.0026P | 0.012 |
| Fife Ditch                | 5/13/94 | 5U                | 264.7            | 1.07            | 13.2             | 0.146P        | 3.2              | 3.59            | 3.59             | 121.8            | 0.04P            | 1.24             | 2                | 193.1            | 110P             | 190 | 0.0064P | 0.012 |
|                           | 9/7/94  | 5U                | 205.8            | 0.669           | 10.1             | 0.035U        | 2.2              | 1.5P            | 1.5P             | 93.9             | 0.04U            | 0.98             | 1U               | 148.9            | 69P              | 190 | 0.0056P | 0.012 |
| Salzer Creek              | 9/2/94  | 5U                | 129.3            | 2.6             | 6.24             | 0.355         | 1.05             | 10.7            | 10.7             | 58               | 0.04U            | 0.62             | 1.2P             | 92.1             | 30U              | 190 | 0.0012P | 0.012 |

P = Above the detection limit but below the quantitation limit.

U = Undetected at this concentration.

[ ] = Concentrations of concern.

## Summary of Calculations

$$\underline{\% \text{ RSD}^*} = (S/X) * 100$$

where

S = Standard deviation (n-1)

X = Mean of laboratory results

$$\underline{\% \text{ Bias}^*} = \frac{X - T}{T} * 100$$

where

X = Mean of the results of replicate analysis

T = True concentrations

$$\underline{\text{MDL}^{**}} = t * S$$

where

t = Student's t value for 99% confidence levels and a standard deviation estimate with n-1 degrees of freedom (t=3.14 for 7 replicates)

S = Standard deviation of the 7 replicates.

\*From (Lombard, 1991)

\*\*From EPA method 200.8.

## References

- Ecology, 1994a. FOCUS - Water Quality in Washington State (Section 303(d) of the Federal Clean Water Act). May 1994.
- Ecology, 1994b. Draft 1994 Section 303(d) List, February 1994.
- Environmental Protection Agency, 1991. Method 200.8 Determination of Trace Elements in Water and Waste by Inductive Coupled Plasma - Mass Spectrometry. EPA/600/4-91/010, June 1991.
- Hopkins, B., 1995. Ambient Metals Quality Assurance Project Plan. Washington State Department of Ecology, Olympia, WA. April 1995.
- Kammin, B., 1994. Metals Quality Assurance Memo for the Ambient Monitoring Low-Level Metals Project. Washington State Department of Ecology, Manchester, WA, May 1994.
- , 1994. Metals (Mercury Only) Quality Assurance Memo for the Ambient Monitoring Low-Level Metals Project. Washington State Department of Ecology, Manchester, WA. September 1994.
- , 1994. Metals (ICP Only) Quality Assurance Memo for the Ambient Monitoring Low-Level Metals Project. Washington State Department of Ecology, Manchester, WA. September 1994.
- , 1994. Metals (ICP/MS Only) Quality Assurance Memo for the Ambient Monitoring Low-Level Metals Project. Washington State Department of Ecology, Manchester, WA. September 1994.
- Lombard, S., 1991. Guidelines and Specifications for Preparing Quality Assurance Project Plans. Washington State Department of Ecology, Quality Assurance Section, Publication No. 91-16.
- Lombard, S., 1991. Guidelines and Specifications for Preparing Quality Assurance Project Plans, Olympia, WA.
- Norton, D., 1983. Data on Leachate from the B & L Woodwaste Landfill. Memo to Greg Cloud, November 1983.

## **Acknowledgments**

Many Ecology personnel provided valuable contributions during this project. Bill Kammin provided technical guidance and support on metals analyses that is reflected in the final data set. Special thanks to Manchester Laboratory staff who went to great lengths to provide a quality product. Review comments by Ken Dzinbal, Art Johnson and Steve Butkus helped improve the final report.



## **APPENDIX A**

### **Water Segments on the Preliminary 1994 List With Potential Metal Problems**

Appendix A. Water Segments on the preliminary 1994 303(d) list with potential metal problems. Bold type face indicates waterbodies on the final 1994 303(d) list (Ecology, 1994).

| Waterbody Segment Number | Waterbody Name                             | Parameter Exceeding Standards               |
|--------------------------|--------------------------------------------|---------------------------------------------|
| 1)                       | WA-01-1010 Nooksack River                  | Lead, Cadmium                               |
| 2)                       | WA-01-1101 Silver Creek                    | Arsenic                                     |
| 3)                       | <b>WA-01-3110 Whatcom Creek</b>            | <b>Metals</b>                               |
| 4)                       | WA-07-1020 Snohomish River                 | Copper, Cadmium, Mercury                    |
| 5)                       | WA-07-1050 Snohomish River                 | Copper, Cadmium, Mercury                    |
| 6)                       | WA-08-1010 Juanita Creek                   | Mercury, Copper, Lead, Zinc                 |
| 7)                       | WA-08-1012 Forbes Creek                    | Copper, Lead                                |
| 8)                       | WA-08-1014 Yarrow Bay Tributary            | Copper, Lead                                |
| 9)                       | WA-08-1016 Fairweather Bay Tributary       | Copper, Lead                                |
| 10)                      | WA-08-1018 Kelsey Creek                    | Cadmium, Copper, Lead                       |
| 11)                      | WA-08-1020 Thornton Creek                  | Cadmium, Copper, Lead, Zinc                 |
| 12)                      | WA-08-1030 Mcaleer Creek                   | Mercury, Copper, Lead, Zinc                 |
| 13)                      | WA-08-1040 Lyon Creek                      | Cadmium, Copper, Lead, Zinc                 |
| 14)                      | WA-08-1060 Swamp Creek                     | Copper, Lead                                |
| 15)                      | WA-08-1065 North Creek                     | Cadmium, Copper, Lead                       |
| 16)                      | WA-08-1070 Sammamish River                 | Copper, Lead                                |
| 17)                      | WA-08-1085 Little Bear Creek               | Copper, Lead, Zinc                          |
| 18)                      | <b>WA-08-1095 Bear-Evans Creek</b>         | <b>Mercury, Copper, Lead</b>                |
| 19)                      | WA-08-1110 Issaquah Creek                  | Mercury, Copper, Lead                       |
| 20)                      | WA-08-1115 Tibbetts Creek                  | Copper, Lead                                |
| 21)                      | WA-08-1120 Coal Creek                      | Mercury, Copper, Lead                       |
| 22)                      | WA-08-1130 May Creek                       | Copper                                      |
| 23)                      | WA-08-1143 Cedar River @ Logan St Bridge   | Copper                                      |
| 24)                      | WA-08-1145 Cedar River @ Maplewood         | Copper, Lead, Mercury                       |
| 25)                      | WA-08-2100 Mercer Slough                   | Mercury                                     |
| 26)                      | <b>WA-09-1010 Duwamish River</b>           | <b>Cadmium, Copper, Lead, Mercury, Zinc</b> |
| 27)                      | <b>WA-09-1015 Springbrook (Mill) Creek</b> | <b>Cadmium, Copper, Lead, Mercury, Zinc</b> |
| 28)                      | <b>WA-09-1020 Green River</b>              | <b>Cadmium, Copper, Mercury, Lead</b>       |
| 29)                      | WA-09-1022 Hill (Mill) Creek               | Copper, Lead                                |
| 30)                      | WA-09-1026 Soos Creek                      | Copper, Lead, Nickel, Mercury               |
| 31)                      | WA-09-1028 Newaukum Creek                  | Copper, Lead                                |
| 32)                      | WA-09-1030 Green River                     | Mercury, Lead                               |
| 33)                      | WA-10-1010 Puyallup River                  | Copper, Lead, Zinc, Cadmium, Mercury        |

Appendix A. Continued.

| Waterbody Segment Number | Waterbody Name          | Parameter Exceeding Standards                          |
|--------------------------|-------------------------|--------------------------------------------------------|
| 34) WA-10-1011           | Hylebos Creek           | Copper, Mercury                                        |
| 35) WA-10-1012           | Fife Ditch              | Copper, Lead, Zinc, Cadmium                            |
| 36) WA-10-1015           | Wapato Creek            | Metals                                                 |
| 37) WA-10-1021           | Clear Creek             | Metals                                                 |
| 38) WA-10-1022           | Swan Creek              | Copper, Mercury                                        |
| 39) WA-10-1025           | Clarks Creek            | Metals                                                 |
| 40) WA-10-1026           | Unnamed Creek           | Metals                                                 |
| 41) WA-10-1027           | Diru Creek              | Metals                                                 |
| 42) WA-11-1010           | Nisqually River         | Cadmium, Copper, Lead, Mercury                         |
| 43) WA-13-1010           | Deschutes River         | Cadmium, Copper, Mercury                               |
| 44) WA-15-5000           | Clear Creek             | Metals                                                 |
| 45) WA-23-1023           | Salzer Creek            | Metals                                                 |
| <b>46) WA-25-5010</b>    | <b>Longview Ditches</b> | <b>Cadmium, Lead, Zinc</b>                             |
| 47) WA-28-1023           | Cougar Creek            | Metals                                                 |
| 48) WA-28-1040           | Burnt Bridge Creek      | Chromium, Lead, Mercury                                |
| 49) WA-34-1010           | Palouse River           | Copper, Lead, Mercury                                  |
| 50) WA-37-1030           | Sulphur Creek Wasteway  | Metals                                                 |
| 51) WA-39-1037           | Crystal Creek           | Metals                                                 |
| <b>52) WA-47-1014</b>    | <b>Mitchell Creek</b>   | <b>Arsenic</b>                                         |
| <b>53) WA-47-1020</b>    | <b>Railroad Creek</b>   | <b>Arsenic</b>                                         |
| <b>54) WA-47-1030</b>    | <b>Stehekin River</b>   | <b>Arsenic</b>                                         |
| 55) WA-54-1020           | Spokane River           | Cadmium, Copper, Lead, Mercury, Zinc                   |
| 56) WA-55-1010           | Little Spokane River    | Cyanide, Mercury                                       |
| <b>57) WA-57-1010</b>    | <b>Spokane River</b>    | <b>Cadmium, Copper, Lead, Mercury, Zinc</b>            |
| 58) WA-CR-1010           | Columbia River          | Copper, Lead, Zinc, Cadmium, Copper, Chromium, Mercury |
| 59) WA-CR-1020           | Columbia River          | Copper, Lead, Zinc, Cadmium, Copper, Mercury           |
| 60) WA-CR-1030           | Columbia River          | Lead, Mercury, Copper                                  |
| 61) WA-CR-1060           | FDR Lake                | Cadmium, Copper, Lead, Mercury, Zinc                   |

## **APPENDIX B**

### **Corresponding Washington State Acute and Chronic Metals Criteria for the May and September Sampling Dates**

Appendix B. Corresponding Washington State acute and chronic metals criteria for the May and September sampling dates.

| Waterbody Number | Chromium(tri)      |                  | Copper         |                | Lead           |              | Zinc             |                  | Cadmium      |              | Nickel             |                  |
|------------------|--------------------|------------------|----------------|----------------|----------------|--------------|------------------|------------------|--------------|--------------|--------------------|------------------|
|                  | Acute              | Chronic          | Acute          | Chronic        | Acute          | Chronic      | Acute            | Chronic          | Acute        | Chronic      | Acute              | Chronic          |
| WA-01-1010       | 757.25<br>935.68   | 90.26<br>111.53  | 5.88<br>7.50   | 4.29<br>5.35   | 15.44<br>21.45 | 0.60<br>0.84 | 44.18<br>54.99   | 40.02<br>49.81   | 1.08<br>1.45 | 0.44<br>0.54 | 571.68<br>711.33   | 63.55<br>79.08   |
| WA-01-1101       | 2367.46<br>2380.73 | 282.19<br>283.77 | 21.82<br>21.97 | 14.08<br>14.17 | 90.80<br>91.60 | 3.54<br>3.57 | 143.68<br>144.51 | 130.14<br>130.89 | 5.20<br>5.24 | 1.32<br>1.33 | 1855.74<br>1866.49 | 206.30<br>207.50 |
| WA-07-1020       | 363.18<br>422.45   | 43.29<br>50.35   | 2.53<br>3.01   | 1.99<br>2.33   | 4.93<br>6.23   | 0.19<br>0.24 | 20.66<br>24.16   | 18.71<br>21.88   | 0.39<br>0.48 | 0.22<br>0.25 | 267.62<br>312.85   | 29.75<br>34.78   |
| WA-07-1050       | 340.92<br>422.45   | 40.64<br>50.35   | 2.35<br>3.01   | 1.86<br>2.33   | 4.47<br>6.23   | 0.17<br>0.24 | 19.35<br>24.16   | 17.53<br>21.88   | 0.36<br>0.48 | 0.21<br>0.25 | 250.69<br>312.85   | 27.87<br>34.78   |
| WA-08-1010       | 1667.94<br>1590.05 | 198.81<br>189.53 | 14.59<br>13.81 | 9.77<br>9.30   | 52.69<br>48.91 | 2.05<br>1.91 | 100.01<br>95.18  | 90.58<br>86.21   | 3.21<br>3.00 | 0.94<br>0.90 | 1292.41<br>1230.12 | 143.68<br>136.75 |
| WA-08-1012       | 1793.20<br>1821.39 | 213.74<br>217.10 | 15.85<br>16.14 | 10.54<br>10.71 | 58.96<br>60.41 | 2.30<br>2.35 | 107.79<br>109.54 | 97.63<br>99.22   | 3.55<br>3.62 | 1.01<br>1.03 | 1392.79<br>1415.41 | 154.84<br>157.35 |
| WA-08-1014       | 1835.45<br>1807.31 | 218.78<br>215.42 | 16.28<br>16.00 | 10.80<br>10.63 | 61.14<br>59.68 | 2.38<br>2.33 | 110.42<br>108.67 | 100.01<br>98.42  | 3.66<br>3.58 | 1.03<br>1.02 | 1426.70<br>1404.11 | 158.61<br>156.09 |
| WA-08-1016       | 2043.65<br>2098.37 | 243.59<br>250.11 | 18.43<br>19.00 | 12.08<br>12.42 | 72.25<br>75.28 | 2.82<br>2.93 | 123.40<br>126.82 | 111.77<br>114.87 | 4.25<br>4.40 | 1.15<br>1.18 | 1594.17<br>1638.28 | 177.22<br>182.13 |
| WA-08-1018       | 1544.95<br>1473.07 | 184.15<br>175.58 | 13.36<br>12.64 | 9.02<br>8.58   | 46.77<br>43.43 | 1.82<br>1.69 | 92.39<br>87.95   | 83.68<br>79.66   | 2.89<br>2.70 | 0.88<br>0.84 | 1194.09<br>1136.75 | 132.75<br>126.37 |
| WA-08-1020       | 1905.41<br>1821.39 | 227.11<br>217.10 | 17.00<br>16.14 | 11.23<br>10.71 | 64.79<br>60.41 | 2.52<br>2.35 | 114.77<br>109.54 | 103.96<br>99.22  | 3.86<br>3.62 | 1.07<br>1.03 | 1482.90<br>1415.41 | 164.85<br>157.35 |
| WA-08-1030       | 1434.61<br>1835.45 | 171.00<br>218.78 | 12.27<br>16.28 | 8.35<br>10.80  | 41.68<br>61.14 | 1.62<br>2.38 | 85.57<br>110.42  | 77.51<br>100.01  | 2.61<br>3.66 | 0.82<br>1.03 | 1106.10<br>1426.70 | 122.96<br>158.61 |

Appendix B. Continued.

| Waterbody Number | Chromium(tri) |         | Copper |         | Lead   |         | Zinc   |         | Cadmium |         | Nickel  |         |
|------------------|---------------|---------|--------|---------|--------|---------|--------|---------|---------|---------|---------|---------|
|                  | Acute         | Chronic | Acute  | Chronic | Acute  | Chronic | Acute  | Chronic | Acute   | Chronic | Acute   | Chronic |
| WA-08-1040       | 1877.49       | 223.79  | 16.71  | 11.06   | 63.33  | 2.47    | 113.04 | 102.38  | 3.78    | 1.06    | 1460.47 | 162.36  |
|                  | 1821.39       | 217.10  | 16.14  | 10.71   | 60.41  | 2.35    | 109.54 | 99.22   | 3.62    | 1.03    | 1415.41 | 157.35  |
| WA-08-1060       | 1552.25       | 185.02  | 13.43  | 9.07    | 47.12  | 1.84    | 92.84  | 84.09   | 2.91    | 0.88    | 1199.92 | 133.39  |
|                  | 1531.81       | 182.58  | 13.23  | 8.94    | 46.15  | 1.80    | 91.58  | 82.95   | 2.85    | 0.87    | 1183.60 | 131.58  |
| WA-08-1065       | 1397.42       | 166.56  | 11.90  | 8.13    | 40.02  | 1.56    | 83.28  | 75.43   | 2.52    | 0.80    | 1076.49 | 119.67  |
|                  | 1412.32       | 168.34  | 12.05  | 8.22    | 40.68  | 1.59    | 84.20  | 76.26   | 2.55    | 0.80    | 1088.35 | 120.99  |
| WA-08-1070       | 1135.03       | 135.29  | 9.37   | 6.54    | 28.96  | 1.13    | 67.16  | 60.83   | 1.89    | 0.65    | 868.39  | 96.54   |
|                  | 1363.00       | 162.46  | 11.56  | 7.92    | 38.49  | 1.50    | 81.16  | 73.51   | 2.43    | 0.78    | 1049.12 | 116.63  |
| WA-08-1085       | 1144.40       | 136.41  | 9.46   | 6.60    | 29.34  | 1.14    | 67.73  | 61.35   | 1.91    | 0.66    | 875.79  | 97.36   |
|                  | 1192.52       | 142.14  | 9.92   | 6.89    | 31.28  | 1.22    | 70.68  | 64.02   | 2.02    | 0.68    | 913.86  | 101.59  |
| WA-08-1110       | 934.05        | 111.33  | 7.49   | 5.34    | 21.39  | 0.83    | 54.89  | 49.72   | 1.44    | 0.54    | 710.05  | 78.94   |
|                  | 1139.72       | 135.85  | 9.41   | 6.57    | 29.15  | 1.14    | 67.44  | 61.09   | 1.90    | 0.66    | 872.09  | 96.95   |
| WA-08-1115       | 2029.92       | 241.96  | 18.29  | 12.00   | 71.49  | 2.79    | 122.54 | 110.99  | 4.21    | 1.14    | 1583.11 | 175.99  |
|                  | 2797.47       | 333.44  | 26.44  | 16.76   | 117.70 | 4.59    | 170.76 | 154.66  | 6.54    | 1.55    | 2204.89 | 245.12  |
| WA-08-1120       | 2924.83       | 348.62  | 27.83  | 17.56   | 126.13 | 4.92    | 178.81 | 161.96  | 6.96    | 1.62    | 2308.66 | 256.65  |
|                  | 3336.88       | 397.74  | 32.39  | 20.15   | 154.81 | 6.03    | 204.93 | 185.62  | 8.34    | 1.84    | 2645.38 | 294.09  |
| WA-08-1130       | 1313.29       | 156.54  | 11.08  | 7.62    | 36.33  | 1.42    | 78.10  | 70.74   | 2.31    | 0.75    | 1009.62 | 112.24  |
|                  | 1464.21       | 174.53  | 12.56  | 8.53    | 43.03  | 1.68    | 87.40  | 79.16   | 2.68    | 0.83    | 1129.69 | 125.59  |
| WA-08-1143       | 665.43        | 79.32   | 5.07   | 3.75    | 12.63  | 0.49    | 38.65  | 35.01   | 0.91    | 0.39    | 500.23  | 55.61   |
|                  | 784.48        | 93.51   | 6.12   | 4.45    | 16.31  | 0.64    | 45.83  | 41.51   | 1.14    | 0.46    | 592.93  | 65.92   |
| WA-08-1145       | 654.86        | 78.06   | 4.98   | 3.68    | 12.32  | 0.48    | 38.02  | 34.43   | 0.89    | 0.39    | 492.02  | 54.70   |
|                  | 741.84        | 88.42   | 5.74   | 4.20    | 14.95  | 0.58    | 43.25  | 39.18   | 1.05    | 0.43    | 559.67  | 62.22   |

Appendix B. Continued.

| Waterbody Number | Chromium(tri) |         | Copper |         | Lead  |         | Zinc   |         | Cadmium |         | Nickel  |         |
|------------------|---------------|---------|--------|---------|-------|---------|--------|---------|---------|---------|---------|---------|
|                  | Acute         | Chronic | Acute  | Chronic | Acute | Chronic | Acute  | Chronic | Acute   | Chronic | Acute   | Chronic |
| WA-08-2100       | 1732.25       | 206.47  | 15.24  | 10.17   | 55.88 | 2.18    | 104.00 | 94.20   | 3.38    | 0.98    | 1343.91 | 149.40  |
|                  | 1647.83       | 196.41  | 14.38  | 9.65    | 51.70 | 2.01    | 98.76  | 89.45   | 3.16    | 0.93    | 1276.31 | 141.89  |
| WA-09-1022       | 1947.11       | 232.08  | 17.43  | 11.49   | 67.01 | 2.61    | 117.37 | 106.31  | 3.97    | 1.09    | 1516.44 | 168.58  |
|                  | 1559.53       | 185.89  | 13.50  | 9.11    | 47.46 | 1.85    | 93.29  | 84.50   | 2.93    | 0.89    | 1205.74 | 134.04  |
| WA-09-1026       | 1024.44       | 122.11  | 8.33   | 5.88    | 24.70 | 0.96    | 60.40  | 54.71   | 1.64    | 0.59    | 781.14  | 86.84   |
|                  | 1078.47       | 128.55  | 8.83   | 6.20    | 26.75 | 1.04    | 63.70  | 57.69   | 1.76    | 0.62    | 823.73  | 91.57   |
| WA-09-1028       | 1131.90       | 134.92  | 9.34   | 6.52    | 28.84 | 1.12    | 66.97  | 60.65   | 1.88    | 0.65    | 865.92  | 96.26   |
|                  | 1197.15       | 142.69  | 9.96   | 6.91    | 31.46 | 1.23    | 70.96  | 64.27   | 2.03    | 0.69    | 917.53  | 102.00  |
| WA-09-1030       | 432.14        | 51.51   | 3.08   | 2.39    | 6.46  | 0.25    | 24.73  | 22.40   | 0.50    | 0.26    | 320.26  | 35.60   |
|                  | 517.40        | 61.67   | 3.79   | 2.88    | 8.54  | 0.33    | 29.79  | 26.99   | 0.64    | 0.31    | 385.73  | 42.88   |
| WA-10-1011       | 1960.96       | 233.74  | 17.57  | 11.57   | 67.76 | 2.64    | 118.24 | 107.09  | 4.01    | 1.10    | 1527.59 | 169.82  |
|                  | 2247.25       | 267.86  | 20.56  | 13.34   | 83.74 | 3.26    | 136.14 | 123.31  | 4.84    | 1.26    | 1758.49 | 195.49  |
| WA-10-1012       | 2220.35       | 264.65  | 20.27  | 13.17   | 82.19 | 3.20    | 134.45 | 121.78  | 4.76    | 1.24    | 1736.75 | 193.07  |
|                  | 1726.55       | 205.80  | 15.18  | 10.13   | 55.59 | 2.17    | 103.65 | 93.88   | 3.37    | 0.98    | 1339.35 | 148.89  |
| WA-10-1015       | 1555.16       | 185.37  | 13.46  | 9.08    | 47.25 | 1.84    | 93.02  | 84.25   | 2.91    | 0.88    | 1202.24 | 133.65  |
|                  | 1610.33       | 191.94  | 14.01  | 9.42    | 49.88 | 1.94    | 96.44  | 87.35   | 3.06    | 0.91    | 1246.32 | 138.55  |
| WA-10-1021       | 1444.99       | 172.23  | 12.37  | 8.41    | 42.15 | 1.64    | 86.21  | 78.09   | 2.63    | 0.82    | 1114.37 | 123.88  |
|                  | 1471.59       | 175.41  | 12.63  | 8.58    | 43.37 | 1.69    | 87.86  | 79.57   | 2.70    | 0.84    | 1135.57 | 126.24  |
| WA-10-1022       | 1270.77       | 151.47  | 10.67  | 7.36    | 34.52 | 1.35    | 75.48  | 68.37   | 2.21    | 0.73    | 975.87  | 108.49  |
|                  | 1335.93       | 159.24  | 11.30  | 7.75    | 37.31 | 1.45    | 79.49  | 72.00   | 2.36    | 0.76    | 1027.61 | 114.24  |
| WA-10-1025       | 1467.17       | 174.88  | 12.59  | 8.55    | 43.16 | 1.68    | 87.58  | 79.33   | 2.69    | 0.83    | 1132.04 | 125.85  |
|                  | 1501.03       | 178.91  | 12.92  | 8.75    | 44.72 | 1.74    | 89.67  | 81.22   | 2.78    | 0.85    | 1159.04 | 128.85  |
| WA-10-1026       | 1163.08       | 138.63  | 9.63   | 6.71    | 30.08 | 1.17    | 68.87  | 62.38   | 1.95    | 0.67    | 890.57  | 99.00   |
|                  | 1275.34       | 152.01  | 10.71  | 7.39    | 34.72 | 1.35    | 75.76  | 68.62   | 2.22    | 0.73    | 979.50  | 108.89  |

Appendix B. Continued

| Waterbody Number | Chromium(tri) |         | Copper |         | Lead  |         | Zinc   |         | Cadmium |         | Nickel  |         |
|------------------|---------------|---------|--------|---------|-------|---------|--------|---------|---------|---------|---------|---------|
|                  | Acute         | Chronic | Acute  | Chronic | Acute | Chronic | Acute  | Chronic | Acute   | Chronic | Acute   | Chronic |
| WA-10-1027       | 1550.79       | 184.85  | 13.41  | 9.06    | 47.05 | 1.83    | 92.75  | 84.01   | 2.90    | 0.88    | 1198.75 | 133.26  |
|                  | 1624.77       | 193.66  | 14.15  | 9.51    | 50.58 | 1.97    | 97.33  | 88.16   | 3.10    | 0.92    | 1257.87 | 139.84  |
| WA-11-1010       | 559.77        | 66.72   | 4.15   | 3.13    | 9.65  | 0.38    | 32.32  | 29.27   | 0.71    | 0.33    | 418.41  | 46.51   |
|                  | 588.83        | 70.19   | 4.40   | 3.30    | 10.44 | 0.41    | 34.06  | 30.85   | 0.76    | 0.35    | 440.86  | 49.01   |
| WA-13-1010       | 845.01        | 100.72  | 6.67   | 4.81    | 18.31 | 0.71    | 49.49  | 44.83   | 1.26    | 0.49    | 640.24  | 71.18   |
|                  | 990.76        | 118.09  | 8.01   | 5.68    | 23.45 | 0.91    | 58.35  | 52.85   | 1.57    | 0.57    | 754.62  | 83.89   |
| WA-15-5000       | 1370.50       | 163.36  | 11.64  | 7.96    | 38.82 | 1.51    | 81.62  | 73.93   | 2.45    | 0.78    | 1055.08 | 117.29  |
|                  | 1335.93       | 159.24  | 11.30  | 7.75    | 37.31 | 1.45    | 79.49  | 72.00   | 2.36    | 0.76    | 1027.61 | 114.24  |
| WA-23-1023       | 1018.05       | 121.35  | 8.27   | 5.84    | 24.46 | 0.95    | 60.01  | 54.35   | 1.63    | 0.59    | 776.10  | 86.28   |
|                  | 1084.79       | 129.30  | 8.89   | 6.24    | 27.00 | 1.05    | 64.08  | 58.04   | 1.77    | 0.62    | 828.71  | 92.13   |
| WA-28-1023       | 1750.72       | 208.68  | 15.42  | 10.28   | 56.81 | 2.21    | 105.15 | 95.24   | 3.43    | 0.99    | 1358.72 | 151.05  |
|                  | 1732.25       | 206.47  | 15.24  | 10.17   | 55.88 | 2.18    | 104.00 | 94.20   | 3.38    | 0.98    | 1343.91 | 149.40  |
| WA-28-1040       | 1525.96       | 181.89  | 13.17  | 8.91    | 45.88 | 1.79    | 91.22  | 82.62   | 2.84    | 0.87    | 1178.93 | 131.06  |
|                  | 1710.87       | 203.93  | 15.02  | 10.04   | 54.81 | 2.14    | 102.67 | 93.00   | 3.32    | 0.97    | 1326.78 | 147.50  |
| WA-34-1010       | 1581.35       | 188.49  | 13.72  | 9.24    | 48.50 | 1.89    | 94.64  | 85.72   | 2.98    | 0.90    | 1223.16 | 135.98  |
|                  | 2314.21       | 275.84  | 21.26  | 13.75   | 87.65 | 3.42    | 140.34 | 127.11  | 5.04    | 1.29    | 1812.63 | 201.51  |
| WA-37-1030       | 2393.99       | 285.35  | 22.11  | 14.25   | 92.39 | 3.60    | 145.35 | 131.65  | 5.28    | 1.33    | 1877.22 | 208.69  |
|                  | 2314.21       | 275.84  | 21.26  | 13.75   | 87.65 | 3.42    | 140.34 | 127.11  | 5.04    | 1.29    | 1812.63 | 201.51  |
| WA-39-1037       | 1430.16       | 170.47  | 12.22  | 8.32    | 41.48 | 1.62    | 85.30  | 77.26   | 2.60    | 0.81    | 1102.56 | 122.57  |
|                  | 845.01        | 100.72  | 6.67   | 4.81    | 18.31 | 0.71    | 49.49  | 44.83   | 1.26    | 0.49    | 640.24  | 71.18   |
| WA-CR-1030       | 1331.41       | 158.70  | 11.26  | 7.73    | 37.12 | 1.45    | 79.21  | 71.75   | 2.35    | 0.76    | 1024.01 | 113.84  |
|                  | 1163.08       | 138.63  | 9.63   | 6.71    | 30.08 | 1.17    | 68.87  | 62.38   | 1.95    | 0.67    | 890.57  | 99.00   |

  = Corresponding criteria to values boxed in Table 8.



Appendix B Continued.

Washington State Acute and Chronic Metal Criteria

Arsenic (As) Acute = 360  $\mu\text{g/L}$

Chronic = 190  $\mu\text{g/L}$

Cadmium (Cd) Acute =  $\leq (0.865)(e^{1.128[(\ln(\text{hardness})]-3.828)} \mu\text{g/L}$

Chronic =  $\leq (0.865)(e^{0.7852[(\ln(\text{hardness})]-3.490)} \mu\text{g/L}$

Chromium Hex (Cr) Acute = 16.0  $\mu\text{g/L}$

Chronic = 11.0  $\mu\text{g/L}$

Chromium Tri (Cr) \* Acute =  $\leq (e^{0.8190[(\ln(\text{hardness})]+3.688)} \mu\text{g/l}$

Chronic =  $\leq (e^{0.8190[(\ln(\text{hardness})]+1.561)} \mu\text{g/L}$

Copper (Cu) Acute =  $\leq (0.862)(e^{0.9422[(\ln(\text{hardness})]-1.464)} \mu\text{g/L}$

Chronic =  $\leq (0.862)(e^{0.8545[(\ln(\text{hardness})]-1.465)} \mu\text{g/L}$

Lead (Pb) Acute =  $\leq (0.687)(e^{1.237[(\ln(\text{hardness})]-1.460)} \mu\text{g/L}$

Chronic =  $\leq (0.687)(e^{1.237[(\ln(\text{hardness})]-4.705)} \mu\text{g/L}$

Mercury (Hg) Acute = 2.4  $\mu\text{g/L}$

Chronic = 0.012  $\mu\text{g/L}$

Nickel (Ni) Acute =  $\leq (0.95)(e^{0.8460[(\ln(\text{hardness})]+3.3612)} \mu\text{g/L}$

Chronic =  $\leq (0.95)(e^{0.8460[(\ln(\text{hardness})]+1.1645)} \mu\text{g/L}$

Zinc (Zn) Acute =  $\leq (0.891)(e^{0.8473[(\ln(\text{hardness})]+0.8604)} \mu\text{g/L}$

Chronic =  $\leq (0.891)(e^{0.8473[(\ln(\text{hardness})]+0.7614)} \mu\text{g/L}$

\* Where method to measure trivalent chromium are unavailable, these criteria are to be represented by total recoverable chromium.