Climate Pollution Reduction Program: Weatherization, Solar, and Refrigerant

ABOUT:

This Weatherization, Solar, and Refrigerants (WSR) Emissions Reduction Calculator Tool estimates greenhouse gas emission reductions using methods described in the supporting California Air Resources Board LIWP Quantification Methodology (link below). Information on

Weatherization, Solar, and Refrigerants Tool User Guide

A quantification methodology document for the original tool, including a project examples, is

California Air Resources Board QM

More information:

· The completed calculator tool should be sent to the agency specific calculator dropbox link for

See specialized box.com link in your reporting spreadsheet for calculator submissio

· Questions pertaining to WSR tool should be sent to:

CCAFundsReporting@ecy.wa.gov

· For more information on Climate Commitment Act Investments, see:

Washington's Cap-and-Invest Program Webpage

submission.

Key for color-coded fields:	
Green	Required input
Blue	Optional input*
Grey	Output field (not modifiable)



DRAFT

Emissions Reduction Calculator for Energy Savings from Weath

Note to users:

A step-by-step user guide, including a project example, for this Benefits Calculator Tool is a

Weatherization, Solar, and Refrigerants Tool User Guide

Project Information		Calculator Inputs	
Project Name or ID	[optional] Description of Weatherization Measures Taken	CCA Funds Expended during Reporting Period ($)	If Funded over Multiple Reporting Periods: Total Expected Project Cost ($) (CCA Funding Only)

ıerization

ɐvailable here:

Annual Electricity Savings (kWh)	Annual Natural Gas Savings (Therms)	Annual Fuel Oil Savings (Mbtu)	Annual Propane Savings (Mbtu)	Rated Lifetime of Renovations (Years)

Results		For Reporting:	
Annual Emission Reduction Rate (MTCO2e/year)	Total GHG Emission Reductions (MTCO2e)	Prorated GHG Emissions Reductions for Reporting	Proration Factor
0.0	0.0	0.0	N/A
0.0	0.0	0.0	N/A
0.0	0.0	0.0	N/A

0.0	0.0	0.0	N/A
0.0	0.0	0.0	N/A
0.0	0.0	0.0	N/A

0.0	0.0	0.0	N/A
0.0	0.0	0.0	N/A
0.0	0.0	0.0	N/A

0.0	0.0	0.0	N/A
0.0	0.0	0.0	N/A
0.0	0.0	0.0	N/A

0.0	0.0	0.0	N/A
0.0	0.0	0.0	N/A
0.0	0.0	0.0	N/A

0.0	0.0	0.0	N/A
0.0	0.0	0.0	N/A
0.0	0.0	0.0	N/A

0.0	0.0	0.0	N/A
0.0	0.0	0.0	N/A
0.0	0.0	0.0	N/A

0.0	0.0	0.0	N/A
0.0	0.0	0.0	N/A
0.0	0.0	0.0	N/A

0.0	0.0	0.0	N/A
0.0	0.0	0.0	N/A
0.0	0.0	0.0	N/A

0.0	0.0	0.0	N/A
0.0	0.0	0.0	N/A
0.0	0.0	0.0	N/A

0.0	0.0	0.0	N/A
0.0	0.0	0.0	N/A
0.0	0.0	0.0	N/A

0.0	0.0	0.0	N/A
0.0	0.0	0.0	N/A
0.0	0.0	0.0	N/A

0.0	0.0	0.0	N/A
0.0	0.0	0.0	N/A
0.0	0.0	0.0	N/A

0.0	0.0	0.0	N/A
0.0	0.0	0.0	N/A
0.0	0.0	0.0	N/A

0.0	0.0	0.0	N/A
0.0	0.0	0.0	N/A
0.0	0.0	0.0	N/A

0.0	0.0	0.0	N/A
0.0	0.0	0.0	N/A
0.0	0.0	0.0	N/A

0.0	0.0	0.0	N/A
0.0	0.0	0.0	N/A
0.0	0.0	0.0	N/A

0.0	0.0	0.0	N/A
0.0	0.0	0.0	N/A
0.0	0.0	0.0	N/A

0.0	0.0	0.0	N/A
0.0	0.0	0.0	N/A
0.0	0.0	0.0	N/A

0.0	0.0	0.0	N/A
0.0	0.0	0.0	N/A
0.0	0.0	0.0	N/A

0.0	0.0	0.0	N/A
0.0	0.0	0.0	N/A
0.0	0.0	0.0	N/A

0.0	0.0	0.0	N/A
0.0	0.0	0.0	N/A
0.0	0.0	0.0	N/A

0.0	0.0	0.0	N/A
0.0	0.0	0.0	N/A
0.0	0.0	0.0	N/A

0.0	0.0	0.0	N/A
0.0	0.0	0.0	N/A
0.0	0.0	0.0	N/A

0.0	0.0	0.0	N/A
0.0	0.0	0.0	N/A
0.0	0.0	0.0	N/A

0.0	0.0	0.0	N/A
0.0	0.0	0.0	N/A
0.0	0.0	0.0	N/A

0.0	0.0	0.0	N/A
0.0	0.0	0.0	N/A
0.0	0.0	0.0	N/A

0.0	0.0	0.0	N/A
0.0	0.0	0.0	N/A
0.0	0.0	0.0	N/A

0.0	0.0	0.0	N/A
0.0	0.0	0.0	N/A
0.0	0.0	0.0	N/A

0.0	0.0	0.0	N/A
0.0	0.0	0.0	N/A
0.0	0.0	0.0	N/A

0.0	0.0	0.0	N/A
0.0	0.0	0.0	N/A
0.0	0.0	0.0	N/A

0.0	0.0	0.0	N/A
0.0	0.0	0.0	N/A
0.0	0.0	0.0	N/A

0.0	0.0	0.0	N/A
0.0	0.0	0.0	N/A
0.0	0.0	0.0	N/A

0.0	0.0	0.0	N/A
0.0	0.0	0.0	N/A
0.0	0.0	0.0	N/A

0.0	0.0	0.0	N/A
0.0	0.0	0.0	N/A
0.0	0.0	0.0	N/A

0.0	0.0	0.0	N/A
0.0	0.0	0.0	N/A
0.0	0.0	0.0	N/A

0.0	0.0	0.0	N/A
0.0	0.0	0.0	N/A
0.0	0.0	0.0	N/A

0.0	0.0	0.0	N/A
0.0	0.0	0.0	N/A
0.0	0.0	0.0	N/A

0.0	0.0	0.0	N/A
0.0	0.0	0.0	N/A
0.0	0.0	0.0	N/A

0.0	0.0	0.0	N/A
0.0	0.0	0.0	N/A
0.0	0.0	0.0	N/A

0.0	0.0	0.0	N/A
0.0	0.0	0.0	N/A
0.0	0.0	0.0	N/A

0.0	0.0	0.0	N/A
0.0	0.0	0.0	N/A
0.0	0.0	0.0	N/A

0.0	0.0	0.0	N/A
0.0	0.0	0.0	N/A
0.0	0.0	0.0	N/A

0.0	0.0	0.0	N/A
0.0	0.0	0.0	N/A
0.0	0.0	0.0	N/A

0.0	0.0	0.0	N/A
0.0	0.0	0.0	N/A
0.0	0.0	0.0	N/A

0.0	0.0	0.0	N/A
0.0	0.0	0.0	N/A
0.0	0.0	0.0	N/A

0.0	0.0	0.0	N/A
0.0	0.0	0.0	N/A
0.0	0.0	0.0	N/A

0.0	0.0	0.0	N/A
0.0	0.0	0.0	N/A
0.0	0.0	0.0	N/A

0.0	0.0	0.0	N/A
0.0	0.0	0.0	N/A
0.0	0.0	0.0	N/A

0.0	0.0	0.0	N/A
0.0	0.0	0.0	N/A
0.0	0.0	0.0	N/A

0.0	0.0	0.0	N/A
0.0	0.0	0.0	N/A
0.0	0.0	0.0	N/A

0.0	0.0	0.0	N/A
0.0	0.0	0.0	N/A
0.0	0.0	0.0	N/A

0.0	0.0	0.0	N/A
0.0	0.0	0.0	N/A
0.0	0.0	0.0	N/A

0.0	0.0	0.0	N/A
0.0	0.0	0.0	N/A
0.0	0.0	0.0	N/A

0.0	0.0	0.0	N/A
0.0	0.0	0.0	N/A
0.0	0.0	0.0	N/A

0.0	0.0	0.0	N/A
0.0	0.0	0.0	N/A
0.0	0.0	0.0	N/A

0.0	0.0	0.0	N/A
0.0	0.0	0.0	N/A
0.0	0.0	0.0	N/A

0.0	0.0	0.0	N/A
0.0	0.0	0.0	N/A
0.0	0.0	0.0	N/A

0.0	0.0	0.0	N/A
0.0	0.0	0.0	N/A
0.0	0.0	0.0	N/A

0.0	0.0	0.0	N/A
0.0	0.0	0.0	N/A
0.0	0.0	0.0	N/A

0.0	0.0	0.0	N/A
0.0	0.0	0.0	N/A
0.0	0.0	0.0	N/A

0.0	0.0	0.0	N/A
0.0	0.0	0.0	N/A
0.0	0.0	0.0	N/A

0.0	0.0	0.0	N/A
0.0	0.0	0.0	N/A
0.0	0.0	0.0	N/A

0.0	0.0	0.0	N/A
0.0	0.0	0.0	N/A
0.0	0.0	0.0	N/A

For Verification:
Total GHG Emission Reductions per CCA Dollar ($MTCO_2e/\$$)































































































































Assumptions:

- No weatherization projects requiring proration by investment with multiple state agencies
appliance replacements.

If other forms of energy savings are not captured by this tool, please contact the CCA Funds Report email with the subject header "Weatherization Tool Fuels Request" to receive help with your special case project.

Emissions Reduction Calculator for Solar Installa

Note to users:

A step-by-step user guide, including a project example, for this Calculator Tool is available here:

Weatherization, Solar, and Refrigerants Tool User Guide

Project Info			Calculator Inputs			Results		For Reporting		For Verification:
Project ID	Project Component Description	Date Operational	CCA Funds Expended in Reporting Period ($)	If Funded over Multiple Reporting Periods: Total Expected Project Cost ($) (CCA Funding Only)	Estimated Annual Solar PV Production (kWh/yr)	Total Energy Generation (kWh)	Total GHG Emission Reductions ($MTCO_2e$)	Proration Factor	Reported GHG Emissions Reductions for Reporting Period	Total CCA Expenditures per GHG Emission Reductions ($/$MTCO_2e$)
						0.0	0.0	N/A	0.0

						0.0	0.0	N/A	0.0	

						0.0	0.0	N/A	0.0	

						0.0	0.0	N/A	0.0	

						0.0	0.0	N/A	0.0	

						0.0	0.0	N/A	0.0	

						0.0	0.0	N/A	0.0	

						0.0	0.0	N/A	0.0	

						0.0	0.0	N/A	0.0	

						0.0	0.0	N/A	0.0	

						0.0	0.0	N/A	0.0	

						0.0	0.0	N/A	0.0	

						0.0	0.0	N/A	0.0	

						0.0	0.0	N/A	0.0	

						0.0	0.0	N/A	0.0	

						0.0	0.0	N/A	0.0	

						0.0	0.0	N/A	0.0	

						0.0	0.0	N/A	0.0	

Emissions Reduction Calculator for Low Global Warming Potential Refrigerants

column G hidden for calculation | columns I, J, & K hidden for calculations | columns M & N hidden for calculations | column S hidden for calculations | columns Y, Z, AA, AB, & AC hidden for calculations

Note to users:
A step-by-step user guide, including a project example, can be found in the User Guide for the California version of this tool available here:
https://ww2.arb.ca.gov/sites/default/files/auction-proceeds/csd_liwp_finalqm_022823.pdf

Project Information	Input Columns					Input Column	Input Column	Input Columns				Input Column	Input Column	Results:
Project Name or ID	Baseline Equipment: System Type	Baseline Equipment: Manufacture Date	CCA Funds Expended in Reporting Fiscal Year ($)	If Funded over Multiple Reporting Periods: Total Expected Project Cost ($) (CCA Funding Only)	Baseline Equipment: Refrigerant Charge (lbs)	Baseline Equipment: Refrigerant	Baseline Equipment: Number of Identical Units	Replacement Equipment: System Type	Replacement Equipment: Installation Year	Replacement Equipment: Manufacture Date	Replacement Equipment: Refrigerant Charge (lbs)	Project Equipment: Refrigerant	Number of Identical Project Units	Total Annual GHG Emission Reductions ($MTCO_2e$)



		For Reporting:		For Verification:
Total GHG Emission Reductions ($MTCO_2e$)	Total GHG Emission Reductions per Unit ($MTCO_2e$)	Prorated GHG Emissions Reductions for Reporting	Proration Factor	Total GHG Emission Reductions per CCA Dollar ($MTCO_2e$/$)
			N/A	
			N/A	
			N/A

			N/A	
			N/A	
			N/A	

			N/A	
			N/A	
			N/A	

			N/A	
			N/A	
			N/A	

			N/A	
			N/A	
			N/A	

			N/A	
			N/A	
			N/A	

			N/A	
			N/A	
			N/A	

			N/A	
			N/A	
			N/A	

			N/A	
			N/A	
			N/A	

			N/A	
			N/A	
			N/A	

			N/A	
			N/A	
			N/A	

			N/A	
			N/A	
			N/A	

			N/A	
			N/A	
			N/A	